



## SPECIFICATION FOR APPROVAL/产品承认书

**Customer Name**

客户名称: 深圳市理邦精密仪器股份有限公司

**Customer P/N.**

客户料号: \_\_\_\_\_

**Product Description**

产品描述: NANO WIFI天线

**BGS P/N**


博格斯料号: LBS-049B

**Manufacturer**

制造商: 深圳市博格斯通信技术有限公司

**Approve Date**

承认日期: 2023年11月2日

BGS Sign and Seal/供应商签章	Customer Sign and Seal/客户签章
	

Change the content/变更内容	Version/版本	Date/日期
初版	RA	2023/7/25
变更外形线路、线长	RB	2023/11/2

customer need to sign the paper or electronic file of the approval back to BGS before place the formal order to BGS. If there is no formal change or change notice, BGS acqu iesce that the customer approve and accept this specification of product .

2. The relevant intellectual property rights of this product are owned by Shenzhen Bogesi Communication Technology Co., Ltd. Without the permission of our BGS, please do not apply for patent rights for this product in other names, and please do not disclose this product and related information to others or provide to third-party for viewing and use.

注: 1、博格斯已经盖章的电子档或是纸质档提供给需求方后, 请需求方在下达正式订单给博格斯前,将承认书纸质档或电子档回签给博格斯, 如没有正式的变更或是更改通知, 则博格斯默认为需求方认可并接受规格书所述产品。

2、本产品相关知识产权归深圳市博格斯通信技术有限公司所有, 未经我司许可, 请不要以其他名义就本产品进行专利权的申请, 请不要将本产品及相关资料泄露给他人或提供第三方阅览使用。



## Directory/目录

Cover/封面-----	1
Directory/目录-----	2
Antenna Specification/天线技术参数-----	3
Antenna Picture /天线图片-----	4
Test Report/测试报告-----	5-7
Finished Product Drawing/成品图-----	8
Package Drawing/包装图-----	9
ROHS Report/ROHS报告-----	10



## 1. Antenna Specification/ 天线技术参数

1.1: Electrical Specification/ 电气特性	
Freq.Range/ 频段范围 (MHz)	5140-5860
Impedance/ 阻抗 ( $\Omega$ )	50
VSWR/ 驻波比	见驻波图
Directional/ 辐射方向	Omni directional
Polarization/ 极化方式	Linear
Gain/ 增益 (dBi)	5140-5860: $1.88 \leq \text{gain} \leq 5.91$
1.2: Mechanical Specification/ 机械指标	
Material/ 材质	FPC
RF Cable Type/ 射频线型号	RF0.81
Connector Type/ 连接器类型	四代端子
1.3: Environmental Specification/ 环境指标	
Operation temp/ 工作温度	$-40^{\circ}\text{C} \sim +85^{\circ}\text{C}$
Storage temp/ 储存温度	$+19^{\circ}\text{C} \sim +23^{\circ}\text{C}$



## 2. Antenna Picture and Installation Instructions/天线图片及安装说明

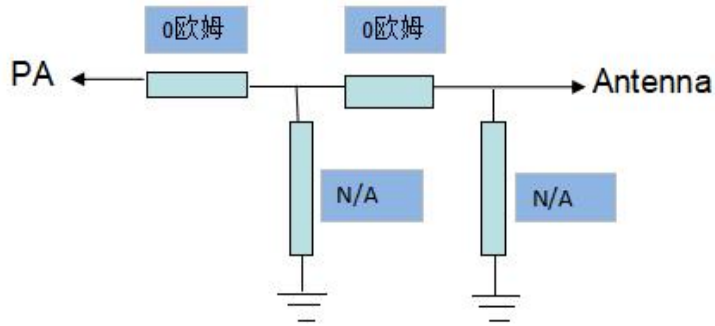
### 2.1: Antenna Picture/天线图片



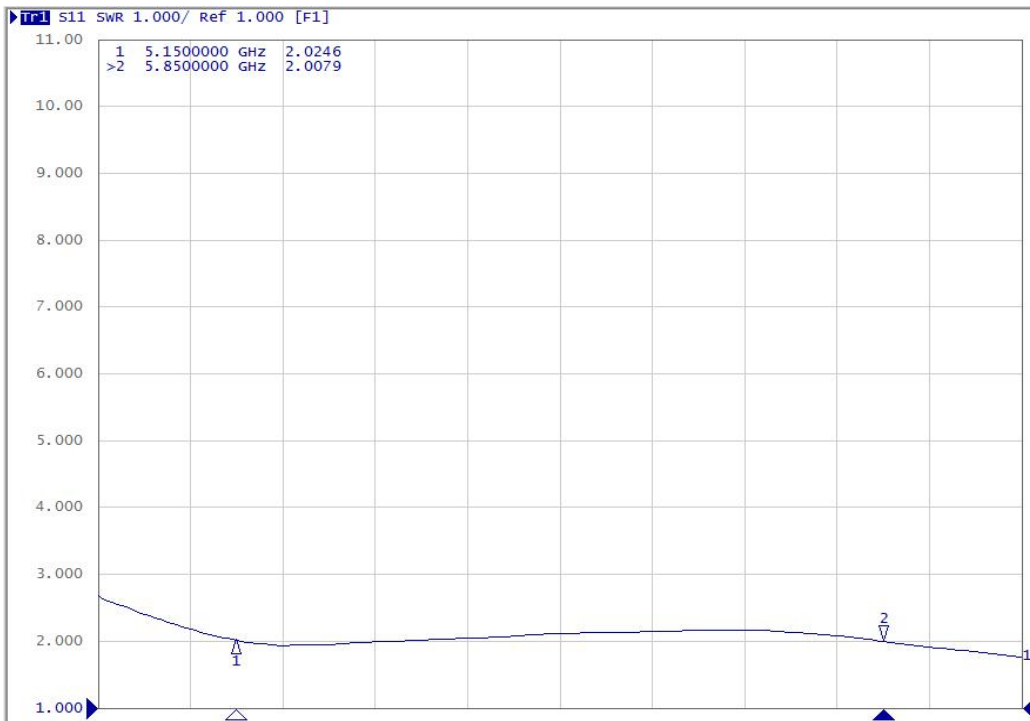


### 3. Test Report/测试报告

#### 3.1: The matching circuits/匹配电路



#### 3.2: VSWR /驻波图



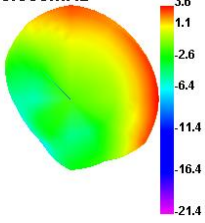


3.3: Antenna efficiency and gain/天线效率与增益

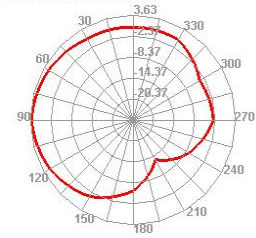
Freq (MHz)	Effi (%)	Gain (dBi)	Freq (MHz)	Effi (%)	Gain (dBi)
5140	63.72	3.63	5500	61.68	3.92
5160	60.14	2.95	5520	65.61	4.51
5180	61.16	3.12	5540	62.53	4.1
5200	65.02	3.59	5560	63.16	3.47
5220	57.47	3.13	5580	67.32	3.69
5240	65.89	3.86	5600	64.54	3.96
5260	69.67	4.2	5620	62.51	3.33
5280	62.61	4.04	5640	61.48	3.95
5300	56.68	4.64	5660	64.83	4.61
5320	54.74	4.58	5680	54.83	3.98
5340	58.37	4.14	5700	57.2	4.18
5360	55.22	4.43	5720	56.78	4.15
5380	61.77	4.29	5740	57.31	4.2
5400	67.17	3.96	5760	58.1	4.28
5420	66.07	4.69	5780	57.81	4.3
5440	61.33	3.53	5800	61.67	4.65
5460	63.06	4.16	5820	65.97	4.85
5480	64.43	4.7	5840	68.38	4.57
			5860	70.98	5.19

### 3.4: Directional diagram/方向图

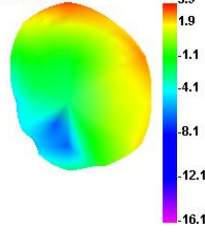
5140.000MHz



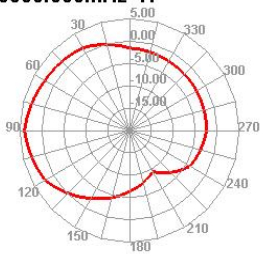
5140.000MHz H



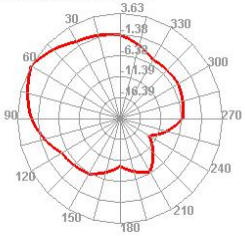
5500.000MHz



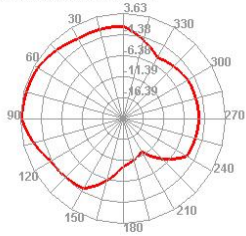
5500.000MHz H



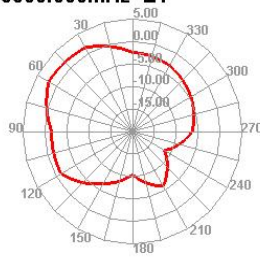
5140.000MHz E1



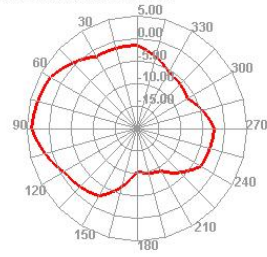
5140.000MHz E2



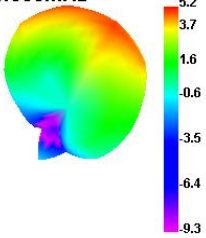
5500.000MHz E1



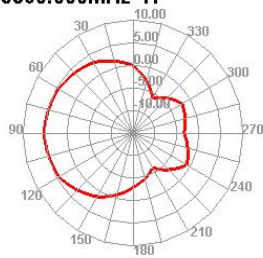
5500.000MHz E2



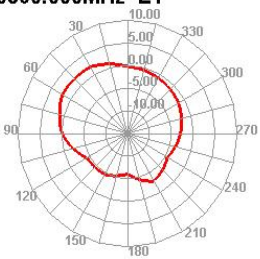
5860.000MHz



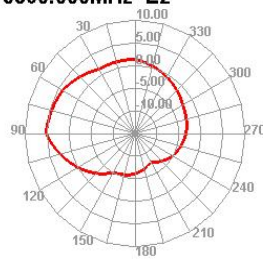
5860.000MHz H



5860.000MHz E1



5860.000MHz E2

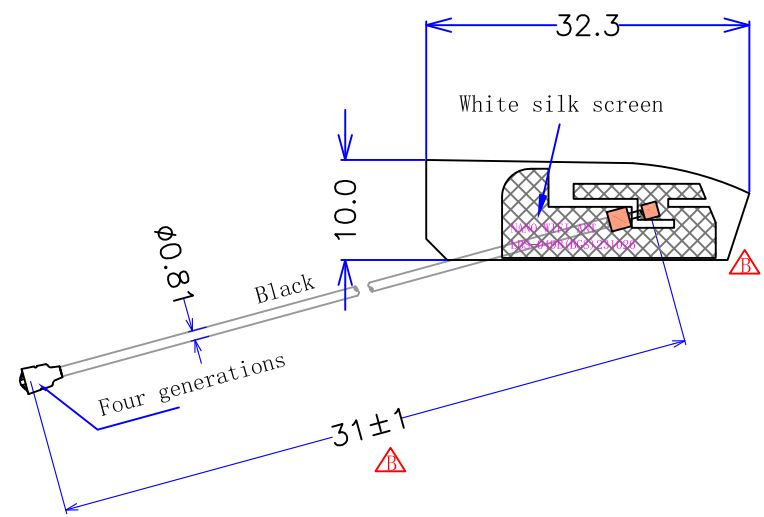


A

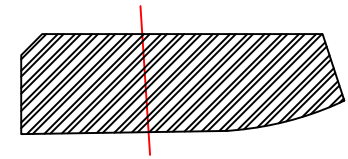
B

C

D





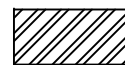


Front view




Back view

The backing is divided into two sections

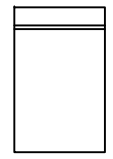
-  .....Screen printing part
-  .....Antioxidant part
-  .....Empty membrane part
-  .....Line section
-  .....Part of gum

Note:  
 1. Pack a small package for every 100 antenna components, a large package for every 10 small packages, and then pack it into boxes.  
 2. If the silk screen printing content has added "+" or "-" is the mark used by our company to distinguish suppliers, but the product performance, material and processing technology are exactly the same.  
 3. The thickness of FPC+adhesive + release paper is 0.22±0.08MM; THE THICKNESS OF SINGLE FPC+ ADHESIVE BACKING IS 0.12±0.03MM.

Change the shape of the line and the length of the line		Oct 25, 2023	 <b>深圳市博格斯通信技术有限公司</b> Shenzhen Bogesi Communication Ttechnology co.,ltd							
②	LBS-048B-01A	FPC	FPC, front spray black oil, feed point antioxidant, single-sided adhesive 3M-9471	1	Modify content	Modify date	Product NO.	LBS-049B	Material is qualitative	FPC+CABLE
①	LBS-049B-20L	CABLE	ODO.81mm, black cover, peeled at one end, four generations of terminals at one end	1	limits of tolerance;	Designer	Client NO.	NANO	Version of this	RB
NO.	PART NO.	NAME	DESCRIPTION	QT'Y	Others less than ±0.2	Auditing	Part name	Antenna components	Item no.	LBS-049
					Approve		Publish date	Jul 25, 2023		page 1/1




PE Sealed bag/PE封口袋

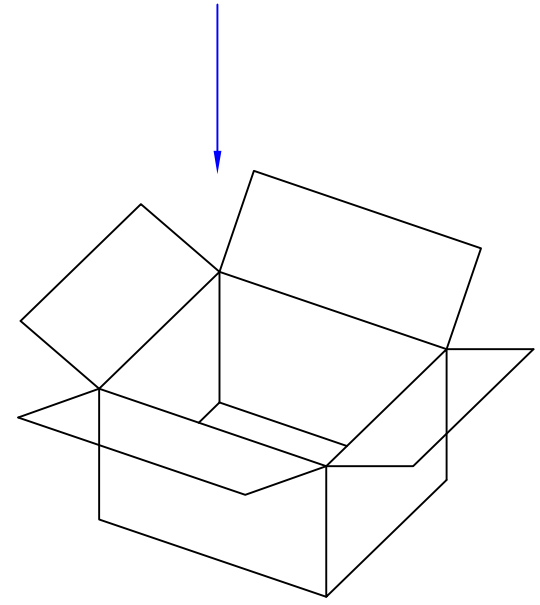


① 100 pcs/ small PE bag (bag size depends on product size)/  
100个装一小袋 (包装袋尺寸依产品大小而定)

PE Sealed bag/PE封口袋



② 100 pcs small bag/big PE bag (bag size depends on product size)/  
10小袋装一大袋 (包装袋尺寸依产品大小而定)



③ Final packing (carton size depends on product size and quantity)/  
最后装箱 (纸箱尺寸依产品大小、数量而定)

Note:

1. 100pcs antenna in one small PE bag ,stick the label;
2. 1000pcs antenna (10 bags\*100pcs) in one big PE bag ,stick the label;
3. Put them in the carton and stick the carton marks.

说明:

1. 每100个天线组件装一小包，贴标签；
2. 每1000个（10袋\*100个）装一大包，贴标签；
3. 装箱，贴外箱标签。

		 深圳市博格斯通信技术有限公司 Shenzhen bogesi communication technology Co.,Ltd		
Change the content/变更内容	Change the date/变更日期	Package Drawing/包装规范图		
Design/设计				
Approve/审核				
Reviewed/批准		Issue Date/发行日期	Mar, 25 2023	 Page 1 of 1



6.ROHS Report/ROHS报告

Product Description 产品描述		NANO WIFI天线	BGS P/N 博格斯料号	LBS-049B					Declaration Date 宣告日期	2023/11/2
No. 序号	Part name 部件名称	Homogeneous Material Name 均质材料名称	The homogeneous material contains the value of RoHS restricted substance (ppm) 均质物料内含有RoHS限制物质的量值 (ppm)						Certification number 检测报告编号	Test date 检测日期
			Cd	Pb	Hg	Cr+6	PBB	PBDE		
1	FPC	Electrolytic flexible copper-clad foil substrate 有胶柔性覆铜板	ND	ND	ND	ND	ND	ND	SHAEC23001049106	2023/2/15
2		Solder resist ink/阻焊油墨	ND	ND	ND	ND	ND	ND	ETR23701480	2023/7/13
3		3M glue/3M胶	ND	ND	ND	ND	ND	ND	SHAEC2217569205	2022/12/30
4	Wire 线材	RF coaxial cable/RF同轴电缆	ND	ND	ND	ND	ND	ND	SZXEC23001776704	2023/8/8
5	Terminals 端子	Gold plating/电镀金	ND	ND	ND	ND	ND	ND	A2230400553101001E	2023/8/9
6		PBT/胶芯	ND	2.55	ND	ND	ND	ND	ETR23705931	2023/8/4
7		Tin Phosphor Bronze/铜板	ND	ND	ND	ND	ND	ND	A2230400553101002E	2023/8/9

Notes:

Material analysis expansion table is similar to our company's machine type BOM, which describes the composition of each material provided by the supplier, and then conducts RoHS control on each component (or the supplier shall conduct RoHS compliance management on his supplier, and provide tripartite inspection certificate).

A complete material analysis expansion table that includes:

1. Material expansion table: component composition decomposition
2. Third-party verification report of each component

说明:

材质分析展开表类似于我们公司的机种BOM，就供应商提供的每个物料进行组成说明，然后就每一种组成进行ROHS控制（或者说供应商要对他的供应商进行ROHS符合性管理，提供每三方检测证明）。

一份完整的材质分析展开表，它包括:

- 1 材质展开表:零件组成分解
- 2 各组成的第三方验证报告