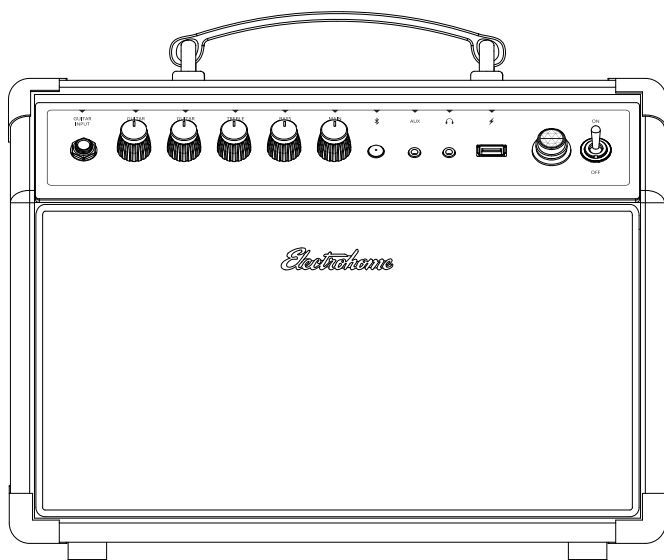


# *Electrohome*

Since 1907

## RS61 – Retro Bluetooth Speaker



# INTRODUCTION

Since 1907 Electrohome has been developing high fidelity audio products & has been welcomed into homes for generations. One thing that remains the same in our more than 100 year history is our unmatched dedication to design and premium craftsmanship.

Thank you for your purchase of this Electrohome® product. We hope you enjoy your experience.

Questions?  
Give us a chance to help, we're just a click away.



[Electrohome.com/resources](https://www.electrohome.com/resources)



[Electrohome.com/videos](https://www.electrohome.com/videos)



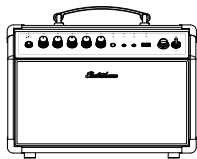
[Electrohome.com/support](https://www.electrohome.com/support)



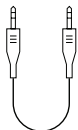
[Electrohome.com/contact](https://www.electrohome.com/contact)

Don't forget to register your product with us!  
**[Electrohome.com/registration](https://www.electrohome.com/registration)**

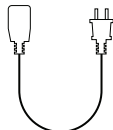
## WHAT'S INCLUDED



Retro Bluetooth  
Speaker




AUX Cable



Power Cord



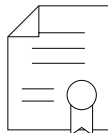
Guitar Pick



Quick Start Guide

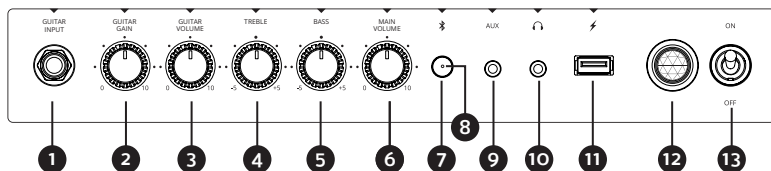


Lifetime Customer  
Support



1 Year Warranty

# PRODUCT INFORMATION

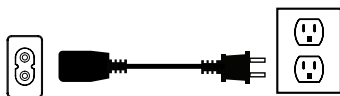


1. 1/4 inch Guitar Input
2. Guitar Gain
3. Guitar Volume
4. Treble
5. Bass
6. Main Volume
7. Bluetooth Pairing Reset
8. Bluetooth LED  
Flashing – Pairing Mode  
Solid - Paired
9. 3.5 mm Aux Audio Input
10. Headphone Jack
11. USB Charging Port – 5V 1.0 Amp
12. Power Jewel Lamp
13. Power Toggle Switch

## FIRST TIME SETUP

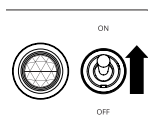
### Connecting to Power

Connect the power cable to the power input on the back of the RS61 and connect the other end of the power cable to a power outlet.



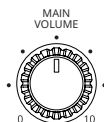
### Turn the System On

Use the power switch located on the front of the RS61 to turn the unit On and Off. The Power Jewel Lamp will light up to indicate the unit has power.



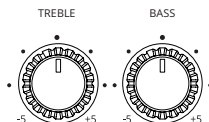
### Adjusting Volume

Use the Main Volume knob to adjust the overall volume. *Note: If playing music from an external device, the volume of the device should also be adjusted*



### Adjusting EQ

Use the Bass and Treble knobs to adjust each from -5 to +5. *Note: If playing music from an external device its EQ settings should be set flat or disabled.*



## Playing Music Using Bluetooth

Turn on the RS61 and ensure the Bluetooth LED is flashing. If the LED is not flashing, press the Bluetooth button to reset pairing.

**Important: Connecting an Aux cable to the Aux input disables the Bluetooth function. To use Bluetooth, the Aux cable must be disconnected from the RS61.**



Pair to "Electrohome RS61" on your source device. You will hear a sound and the Bluetooth LED will go solid when paired. Control playback on your source device.


*Note: Unit will attempt to auto-pair to the last paired device.*



## Connecting a Guitar

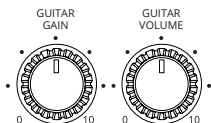
Connect a 1/4 inch instrument cable to your guitar's output jack. Connect the other end of the cable to the guitar input on the RS61.

*Note: The RS61 is not intended to be used with bass guitars, microphones, or guitar pedals. For best performance, it is recommended for use with an electric guitar connected directly to the RS61.*



## Adjusting Guitar Controls

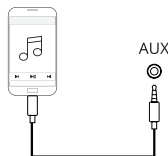
Use the Guitar Volume knob to increase or decrease the volume of the guitar. This can be used to balance the guitar volume with the music volume. The volume on the source device can also be adjusted to balance the volume. Use the Guitar Gain knob to increase the gain effect on the guitar signal.



## Playing Music Using Aux Input

Connect an Aux cable from your source device to the Aux input on the front of the RS61. Control playback on your source device.

**Important: Connecting an Aux cable to the Aux input disables the Bluetooth input. To use the Bluetooth input, the Aux cable must be disconnected.**



# IMPORTANT SAFETY INSTRUCTIONS

TO PREVENT FIRE OR SHOCK HAZARD, DO NOT USE THIS PLUG WITH AN EXTENSION CORD, RECEPTACLE OR OTHER OUTLET UNLESS THE BLADES CAN BE FULLY INSERTED TO PREVENT BLADE EXPOSURE. TO PREVENT FIRE OR SHOCK HAZARD, DO NOT EXPOSE THIS APPLIANCE TO RAIN OR MOISTURE.



WARNING: TO REDUCE THE RISK OF ELECTRIC SHOCK DO NOT REMOVE COVER (OR BACK), NO USER SERVICEABLE PARTS INSIDE REFER SERVICING TO QUALIFIED SERVICE PERSONNEL.



The lightning flash with arrowhead symbol within an equilateral triangle is intended to alert the user to the presence of uninsulated dangerous voltage within the product's enclosure that may be of sufficient magnitude to constitute a risk of electric shock to persons.



The exclamation point within an equilateral triangle is intended to alert the user to the presence of important operating and maintenance (servicing) instructions in the literature accompanying the appliance.

1. Read these instructions.
  2. Keep these instructions.
  3. Heed all warnings.
  4. Follow all instructions.
  5. Do not use this apparatus near water.
  6. Clean only with dry cloth.
  7. Do not block any ventilation openings. Install in accordance with the manufacturer's instructions.
  8. Do not install near any heat sources such as radiators, heat registers, stoves, or other apparatus (including amplifiers) that produce heat.
  9. Do not defeat the safety purpose of the polarized or grounding type plug. A polarized plug has two blades with one wider than the other. A grounding type plug has two blades and a third grounding prong. The wide blade or the third prong is provided for your safety. If the provided plug does not fit into your outlet, consult an electrician for replacement of the obsolete outlet.
  10. Protect the power cord from being walked on or pinched particularly at plugs, convenience receptacles, and point where they exit from the apparatus.
  11. Only use attachments / accessories specified by the manufacturer.
  12. Use only with the cart, stand, tripod, bracket, or table specified by the manufacturer, or sold with the apparatus. When a cart is used, use caution when moving the cart/apparatus combination to avoid injury from tip-over.
  13. Unplug this apparatus during lightning storms or when unused for long periods of time.
  14. Refer all servicing to qualified service personnel. Servicing is required when the apparatus has been damaged in any way, such as power-supply cord or plug is damaged, liquid has been spilled or objects have fallen into the apparatus, the apparatus has been exposed to rain or moisture, does not operate normally, or has been dropped.
  15. This appliance shall not be exposed to dripping or splashing water and no object filled with liquids such as vases shall be placed on the apparatus.
  16. Do not overload wall outlet. Use only power source as indicated.
  17. Use replacement parts as specified by the manufacturer.
  18. The product may be mounted to a wall only if recommended by the manufacturer.
  19. Upon completion of any service or repairs to this product, ask the service technician to perform safety checks.
  20. Correct Disposal of this product. This marking indicates that this product should not be disposed with other household wastes throughout the EU. To prevent possible harm to the environment or human health from uncontrolled waste disposal, recycle it responsibly to promote the sustainable reuse of material resources. To return your used device, please use the return and collection systems or contact the retailer where the product was purchased. They can take this product for environmental safe recycling.
  21. No naked flame sources, such as lighted candles, should be placed on the apparatus.
  22. Attention should be drawn to environmental aspects of battery disposal.
  23. Use of the apparatus in moderate climates.
  24. WARNING: The appliance coupler is used as disconnect device, the disconnect device shall remain readily operable.
  25. CAUTION: These servicing instructions are for use by qualified service personnel only. To reduce the risk of electric shock, do not perform any servicing other than that contained in the operating instructions unless you are qualified to do so.
  26. Do not install this equipment in a confined or building-in space such as a book case or similar unit, and remain a well ventilation conditions at open site. The ventilation should not be impeded by covering the ventilation openings with items such as newspaper, table-cloths, curtains etc.
- This equipment is a Class II or double insulated electrical appliance. It has been designed in such a way that it does not require a safety connection to electrical earth.



# PRÉCAUTIONS DE SÉCURITÉ IMPORTANTES A LIRE EN PREMIER

AFIN D'ÉVITER TOUT RISQUE DE FEU OU DE RISQUE ÉLECTRIQUE, N'UTILISEZ PAS CETTE PRISE AVEC UNE RALLONGE, UN RÉCÉPTACLE OU UNE AUTRE PRISE À MOINS QUE LES LAMES NE PUISSENT ÊTRE TOTALEMENT INSÉRÉES POUR ÉVITER L'EXPOSITION DES LAMES. POUR ÉVITER TOUT RISQUE DE FEU OU DE RISQUE ÉLECTRIQUE, N'EXPOSEZ PAS CE MATÉRIEL À L'HUMIDITÉ OU À LA PLUIE.



AVERTISSEMENT: POUR RÉDUIRE LE RISQUE DE CHOC ÉLECTRIQUE, NE RETIREZ PAS LE COUVERCLE (OU L'ARRIÈRE), POUR L'ENTRETIEN DES PIÈCES INTÉRIEURES. VEUILLEZ CONSULTER LE PERSONNEL DE SERVICE QUALIFIÉ.



Le symbole de l'éclair dans un triangle équilatéral a pour but d'alerter l'utilisateur d'une présence d'une tension dangereuse non isolée dans le boîtier du produit qui pourrait être d'une ampleur suffisante pour constituer un risque de choc électrique aux personnes.



Le point d'exclamation à l'intérieur d'un triangle équilatéral a pour but d'alerter l'utilisateur de la présence d'instructions importantes concernant l'utilisation et l'entretien dans le manuel accompagnant cet appareil.

1. Lisez ces consignes.
2. Gardez ces instructions.
3. Conformez-vous à tous les avertissements.
4. Suivez toutes les consignes applicables.
5. N'utilisez pas cet appareil près de l'eau.
6. Nettoyez uniquement à l'aide d'un chiffon sec.
7. N'obstruez jamais les orifices d'aération de l'appareil et installez-le en conformité avec les instructions du fabricant.
8. N'installez pas l'appareil à proximité d'une source de chaleur telle que radiateurs, registres de chaleur, poêles ou autre appareil (y compris les amplificateurs) qui produisent de la chaleur.
9. N'allez pas à l'encontre de l'objectif de sécurité de la fiche polarisée ou avec mise à la terre. Une fiche polarisée a deux lames, une étant plus large que l'autre. Une fiche avec mise à la terre a deux lames et une troisième broche de terre. La lame large ou la troisième broche est destinée à vous protéger. Si la fiche fournie ne s'insère pas dans votre prise, contactez un électricien pour faire remplacer la prise désuète. Empêchez le cordon d'être piétiné ou pincé, surtout aux fiches, prises de courant, et au point de leur sortie de l'appareil.
10. Utilisez uniquement les accessoires précisés par le fabricant.
11. Utilisez uniquement avec le chariot, le pied, le trépied, le support ou la table spécifiés par le fabricant ou vendus avec l'appareil. Lorsqu'un chariot est utilisé, faites attention lorsque vous déplacez la combinaison chariot / appareil pour éviter les blessures dues au renversement.
12. Débranchez cet appareil durant des orages électriques ou lorsqu'il n'est pas utilisé pendant des périodes prolongées.
13. Confiez toutes réparations de cet appareil à un personnel qualifié. Une réparation peut être requise lorsque l'appareil a été endommagé de quelque manière que ce soit, tel qu'un cordon ou une fiche endommagée, du liquide déversé ou des objets tombés dans l'appareil, l'appareil a été exposé à la pluie ou à l'humidité, un appareil qui ne fonctionne pas normalement ou qui est tombé.
14. L'appareil ne doit pas être exposé à des égouttements d'eau ou des éclaboussures, et de plus aucun objet rempli de liquide, tel que des vases, ne doit être placé sur l'appareil.
15. Ne surchargez pas les prises électriques murales ni les cordons de rallonge, car cela risque de causer un incendie ou des chocs électriques.
16. Confiez toutes réparations de ce produit au fabricant.
17. Le produit peut être monté sur un mur seulement si cela est recommandé par le fabricant.
18. Après le service ou une réparation, demandez au technicien d'effectuer des vérifications de sécurité pour s'assurer que l'appareil soit en bon état de fonctionnement.
19. Élimination correcte de ce produit. Ce marquage indique que ce produit ne doit pas être éliminé avec les autres déchets ménagers dans l'UE. Pour éviter tout risque pour l'environnement ou la santé humaine d'une élimination incontrôlée des déchets, recyclez-le de manière responsable afin de promouvoir la réutilisation durable des ressources matérielles. Pour retourner votre appareil usagé, veuillez utiliser les systèmes de retour et de collecte ou contactez le revendeur chez qui vous avez acheté le produit. Ils peuvent prendre ce produit pour un recyclage sans danger pour l'environnement.
20. Aucune source de flamme nue, telle que des bougies allumées, ne doit être placée sur l'appareil.
21. L'attention devrait être attirée sur les aspects environnementaux de la mise au rebut des batteries.
22. Utilisation de l'appareil dans des climats modérés.
23. AVERTISSEMENT: le coupleur d'appareil est utilisé comme dispositif de déconnexion, le dispositif de déconnexion doit rester facilement utilisable.
24. ATTENTION: Ces instructions d'entretien sont destinées à un personnel qualifié. Pour réduire les risques d'électrocution, n'effectuez aucune opération de maintenance autre que celles décrites dans les instructions d'utilisation, à moins d'être qualifié pour le faire.
25. N'installez pas cet équipement dans un espace confiné ou intégré, tel qu'une bibliothèque ou un meuble similaire, et restez bien ventilé sur un site ouvert. La ventilation ne doit pas être entravée en recouvrant les orifices de ventilation d'objets tels que du papier journal, des nappes, des rideaux, etc.



Cet équipement est un appareil électrique de classe II ou à double isolation. Il a été conçu de manière à ne pas nécessiter de connexion de sécurité à la terre

# WARRANTY INFORMATION

Thank you for choosing Electrohome! We guarantee your investment in our products is a solid one. Our products come with a complete one-year parts and labor warranty. High performance components combined with quality craftsmanship allow us to maintain the highest possible production standards. All items are guaranteed against defects in materials and craftsmanship. Electrohome has outstanding quality control; if something should go wrong with any of our products, we will repair it free of charge within the warranty period. If the product cannot be repaired, we will replace the product. In the event that Electrohome replaces a product under warranty, the replacement would only carry the original warranty from the original date of purchase.

## Warranty Exclusions

Electrohome products are warrantied for parts and labor for one year from date of original purchase, and are subject to the terms and conditions of the warranty. Any refurbished products that are discontinued hold a 90 day warranty from the date of original purchase. Electrohome warranties are valid for the original owner and are non-transferable.

- Any defects caused or repairs required as a result of abusive operation, negligence, accident, improper installation or inappropriate use as outlined in the owner's manual.
- Any Electrohome product tampered with, modified, adjusted, or repaired by any party other than Electrohome.
- Any cosmetic damage to the surface or exterior that has been defaced or caused by normal wear and tear.
- Any damage caused by external or environmental conditions, including but not limited to, transmission line/power line voltage or liquid spillage.
- Any product received without an appropriate model and serial number.
- Any products used for rental or commercial purposes.
- Any installation, set up and/or programming charges.

## To Obtain Warranty Service

Should your product require warranty service, please contact us at [www.electrohome.com/contact](http://www.electrohome.com/contact) or call us at 1-855-769-4737 to set up a Return Authorization. Products returned without a valid Return Authorization number will be refused.

Electrohome products must be returned in their original packaging. Our products are packaged specially to protect them from any damage during shipping, and without this packaging the return shipment could get damaged.

This warranty does not cover the shipping cost, insurance, or any other incidental charges. Products shipped for warranty service must be pre-paid by the customer, and Electrohome will cover the cost to ship the repaired or replaced product back to the customer.

## FCC STATEMENT

1. This device complies with Part 15 of the FCC Rules. Operation is subject to the following two conditions: (1) This device may not cause harmful interference, and (2) This device must accept any interference received, including interference that may cause undesired operation. 2. Changes or modifications not expressly approved by the party responsible for compliance could void the user's authority to operate the equipment. NOTE: This equipment has been tested and found to comply with the limits for a Class B digital device, pursuant to Part 15 of the FCC Rules. These limits are designed to provide reasonable protection against harmful interference in a residential installation. This equipment generates uses and can radiate radio frequency energy and, if not installed and used in accordance with the instructions, may cause harmful interference to radio communications. However, there is no guarantee that interference will not occur in a particular installation. If this equipment does cause harmful interference to radio or television reception, which can be determined by turning the equipment off and on, the user is encouraged to try to correct the interference by one or more of the following measures:

Reorient or relocate the receiving antenna.

- Increase the separation between the equipment and receiver.
- Connect the equipment into an outlet on a circuit different from that to which the receiver is connected. Consult the dealer or an experienced radio/TV technician for help.

## Radiation Exposure Statement

This equipment complies with FCC/IC radiation exposure limits set forth for an uncontrolled environment. This equipment should be installed and operated with minimum distance 20cm between the radiator & your body.

Cet appareil est conforme à FCC et IC l'exposition aux rayonnements limites fixées pour un environnement non contrôlé. Cet appareil doit être installé et utilisé avec une distance minimale de 20 cm entre le radiateur et votre corps. Cet transmetteur ne doit pas être co-situé ou opérant en liaison avec toute autre antenne ou transmetteur.

## IC WARNING

This device complies with Industry Canada's licence-exempt RSSs. Operation is subject to the following two conditions:

(1) This device may not cause interference; and (2) This device must accept any interference, including interference that may cause undesired operation of the device.

Le présent appareil est conforme aux CNR d'Industrie Canada applicables aux appareils radio exempts de licence. L'exploitation est autorisée aux deux conditions suivantes :

(1) l'appareil ne doit pas produire de brouillage, et (2) l'utilisateur de l'appareil doit accepter tout brouillage radioélectrique subi, même si le brouillage est susceptible d'en compromettre le fonctionnement.

**ELECTROHOME.COM**