

11AC20SISO_Ant2_5825



11AC40SISO_Ant2_5755



11AC40SISO_Ant2_5795



11AC80SISO_Ant2_5775



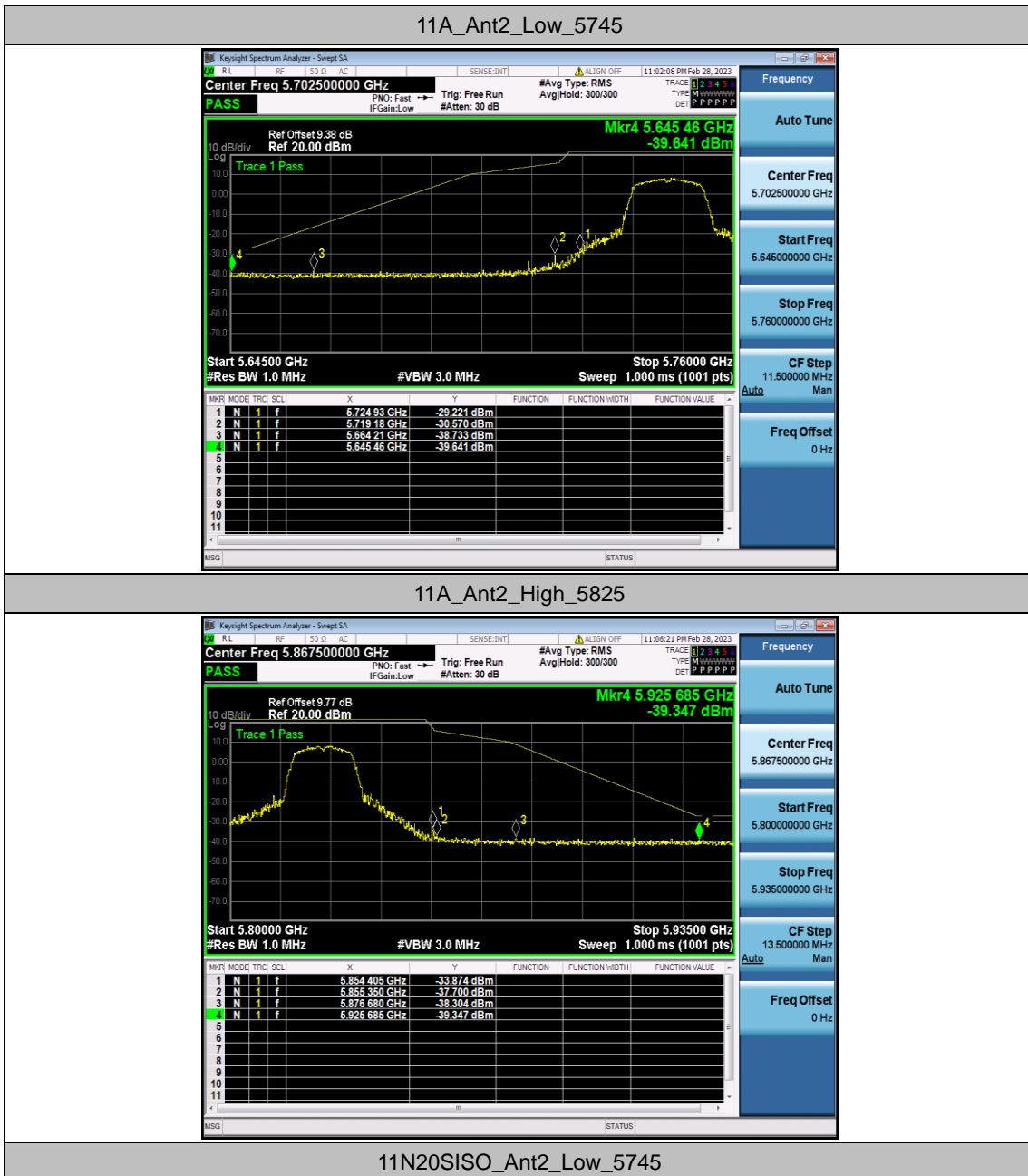
Appendix E.6: Band edge measurements

Test Result B4

TestMode	Antenna	ChName	Frequency[MHz]	FreqRange [MHz]	Result [dBm]	Limit [dBm]	Verdict
11A	Ant2	Low	5745	5650~5700	-38.73	≤-16.49	PASS
				5700~5720	-30.57	≤15.37	PASS
				5720~5725	-29.22	≤26.83	PASS
				5760~5650	-39.64	≤-27	PASS
		High	5825	5850~5855	-33.87	≤25.64	PASS
				5855~5875	-37.7	≤10.10	PASS
				5875~5925	-38.3	≤-25.76	PASS
				5925~5935	-39.35	≤-27	PASS
11N20SI SO	Ant2	Low	5745	5650~5700	-35.35	≤9.55	PASS
				5700~5720	-25.8	≤15.56	PASS
				5720~5725	-22.73	≤25.78	PASS
				5760~5650	-39.23	≤-27	PASS
		High	5825	5850~5855	-29.04	≤15.79	PASS
				5855~5875	-31.8	≤10.74	PASS
				5875~5925	-38.27	≤-12.07	PASS
				5925~5935	-39.19	≤-27	PASS
11N40SI SO	Ant2	Low	5755	5650~5700	-37.91	≤7.96	PASS
				5700~5720	-24.57	≤15.31	PASS
				5720~5725	-22.9	≤23.12	PASS
				5780~5650	-37.75	≤-27	PASS
		High	5795	5850~5855	-36.04	≤16.41	PASS
				5855~5875	-36.31	≤12.26	PASS
				5875~5925	-37.65	≤0.18	PASS
				5925~5935	-38.9	≤-27	PASS
11AC20S ISO	Ant2	Low	5745	5650~5700	-37.97	≤7.68	PASS
				5700~5720	-33.41	≤15.27	PASS
				5720~5725	-26.66	≤25.52	PASS
				5760~5650	-38.91	≤-27	PASS
		High	5825	5850~5855	-31.38	≤16.72	PASS
				5855~5875	-32.22	≤10.06	PASS
				5875~5925	-38.27	≤-10.47	PASS
				5925~5935	-38.79	≤-27	PASS
11AC40S ISO	Ant2	Low	5755	5650~5700	-38.73	≤9.46	PASS
				5700~5720	-32.45	≤15.58	PASS
				5720~5725	-28.99	≤25.89	PASS
				5780~5650	-39.88	≤-27	PASS

		High	5795	5850~5855	-38.18	≤ 19.04	PASS
				5855~5875	-37.98	≤ 10.18	PASS
				5875~5925	-38.71	≤ 8.24	PASS
				5925~5935	-39.1	≤ -27	PASS
11AC80S ISO	Ant2	Low	5775	5650~5700	-34.95	≤ 3.25	PASS
				5700~5720	-31.02	≤ 15.56	PASS
				5720~5725	-30.38	≤ 21.30	PASS
				5800~5650	-39.52	≤ -27	PASS
		High	5775	5850~5855	-32.44	≤ 20.01	PASS
				5855~5875	-30.66	≤ 13.96	PASS
				5875~5925	-35.36	≤ 23.94	PASS
				5925~5935	-39.42	≤ -27	PASS

Test Graphs B4





11N20SISO_Ant2_High_5825



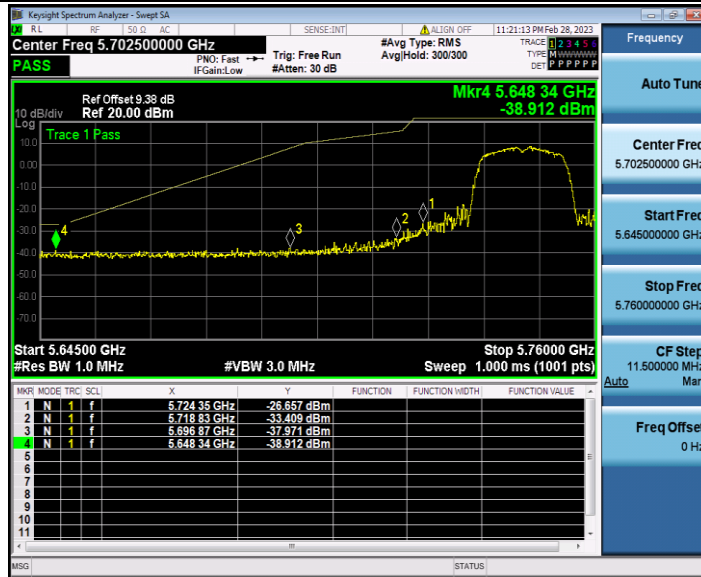
11N40SISO_Ant2_Low_5755



11N40SISO_Ant2_High_5795



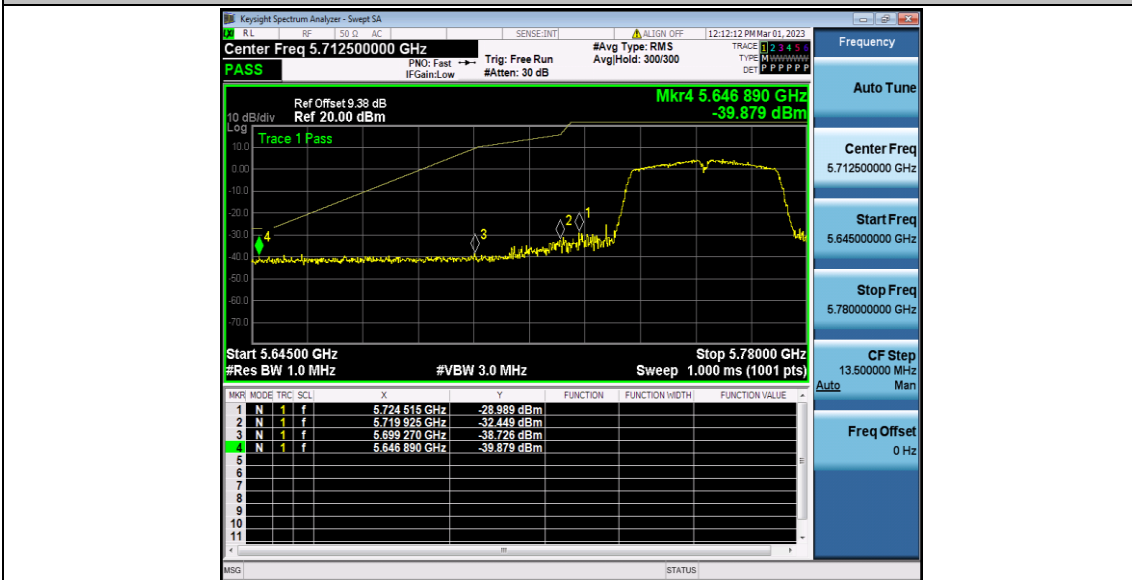
11AC20SISO_Ant2_Low_5745



11AC20SISO_Ant2_High_5825



11AC40SISO_Ant2_Low_5755



11AC40SISO_Ant2_High_5795



11AC80SISO_Ant2_Low_5775



11AC80SISO_Ant2_High_5775



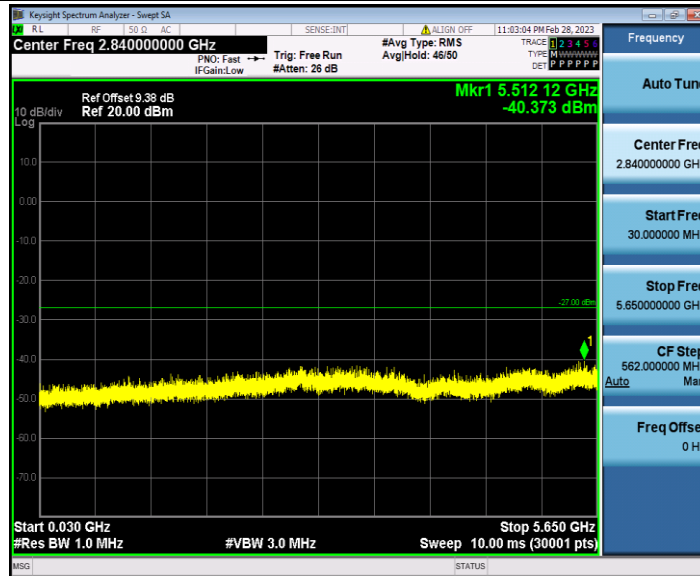
Appendix E.7: Conducted Spurious Emission

Test Result

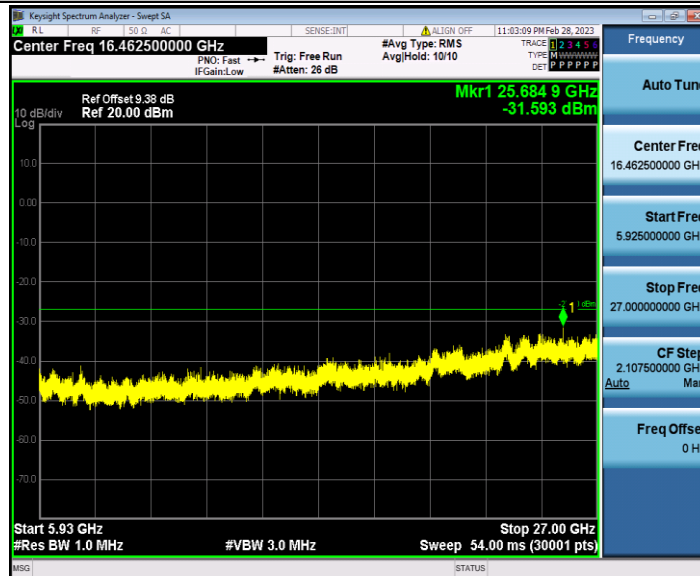
TestMode	Antenna	Frequency[MHz]	FreqRange [MHz]	Max. Fre [MHz]	Max. Level [dBm]	Limit [dBm]	Verdict
11A	Ant2	5745	30~5650	5512.12	-40.37	≤-27	PASS
			5925~40000	25684.92	-31.59	≤-27	PASS
		5785	30~5650	5529.73	-39.4	≤-27	PASS
			5925~40000	24772.37	-32.04	≤-27	PASS
		5825	30~5650	5463.23	-40.23	≤-27	PASS
			5925~40000	24844.03	-32.08	≤-27	PASS
11N20SISO	Ant2	5745	30~5650	5448.43	-40.19	≤-27	PASS
			5925~40000	26018.61	-32.56	≤-27	PASS
		5785	30~5650	5456.48	-40.55	≤-27	PASS
			5925~40000	26871.44	-32.33	≤-27	PASS
		5825	30~5650	5445.43	-40.65	≤-27	PASS
			5925~40000	24229.34	-31.39	≤-27	PASS
11N40SISO	Ant2	5755	30~5650	5644.38	-40.32	≤-27	PASS
			5925~40000	24250.42	-32.06	≤-27	PASS
		5795	30~5650	3170.27	-40.78	≤-27	PASS
			5925~40000	24201.94	-31.96	≤-27	PASS
11AC20SISO	Ant2	5745	30~5650	5433.82	-40.47	≤-27	PASS
			5925~40000	24812.42	-32.21	≤-27	PASS
		5785	30~5650	5534.79	-40.59	≤-27	PASS
			5925~40000	24315.05	-32.47	≤-27	PASS
		5825	30~5650	5434.75	-40.84	≤-27	PASS
			5925~40000	24182.98	-31.51	≤-27	PASS
11AC40SISO	Ant2	5755	30~5650	3073.6	-41.49	≤-27	PASS
			5925~40000	23598.5	-33.61	≤-27	PASS
		5795	30~5650	5452.74	-41.34	≤-27	PASS
			5925~40000	25989.1	-32.7	≤-27	PASS
11AC80SISO	Ant2	5775	30~5650	3027.33	-40.45	≤-27	PASS
			5925~40000	26845.45	-32.97	≤-27	PASS

Test Graphs

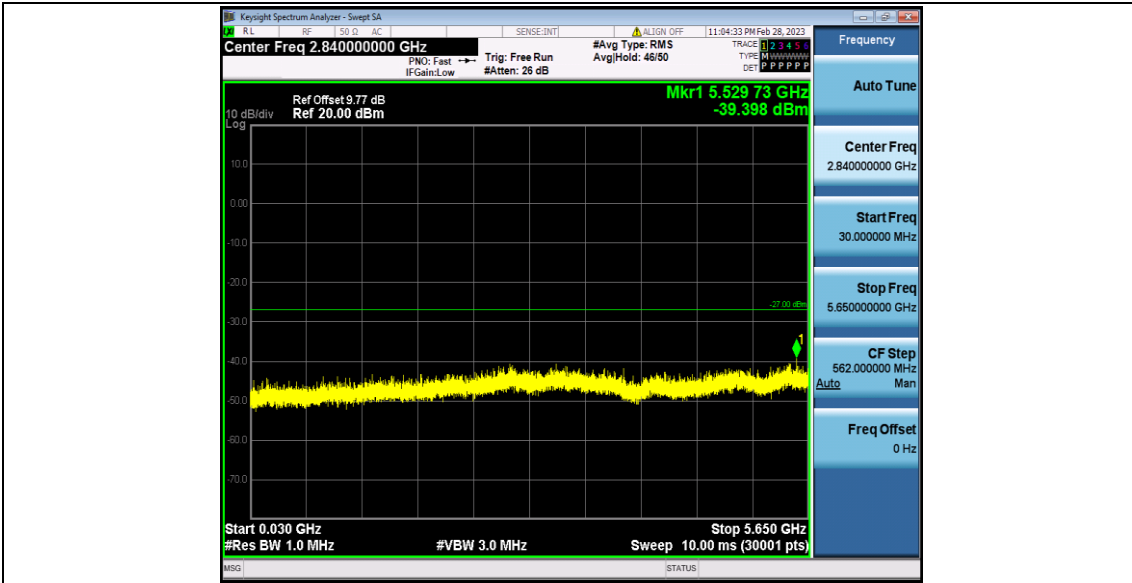
11A_Ant2_5745_30~5650



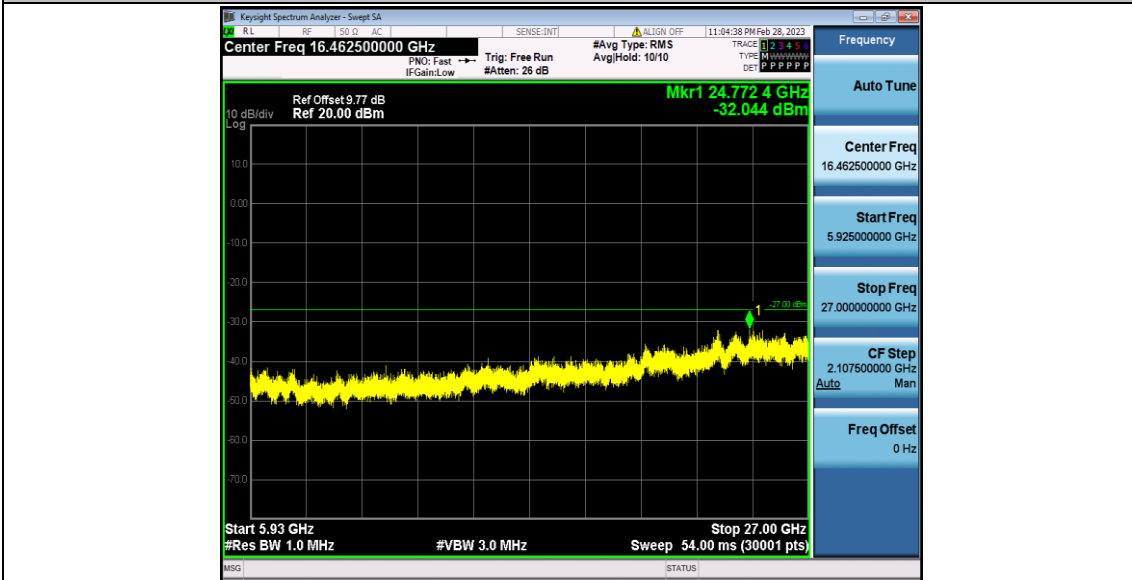
11A_Ant2_5745_5925~40000



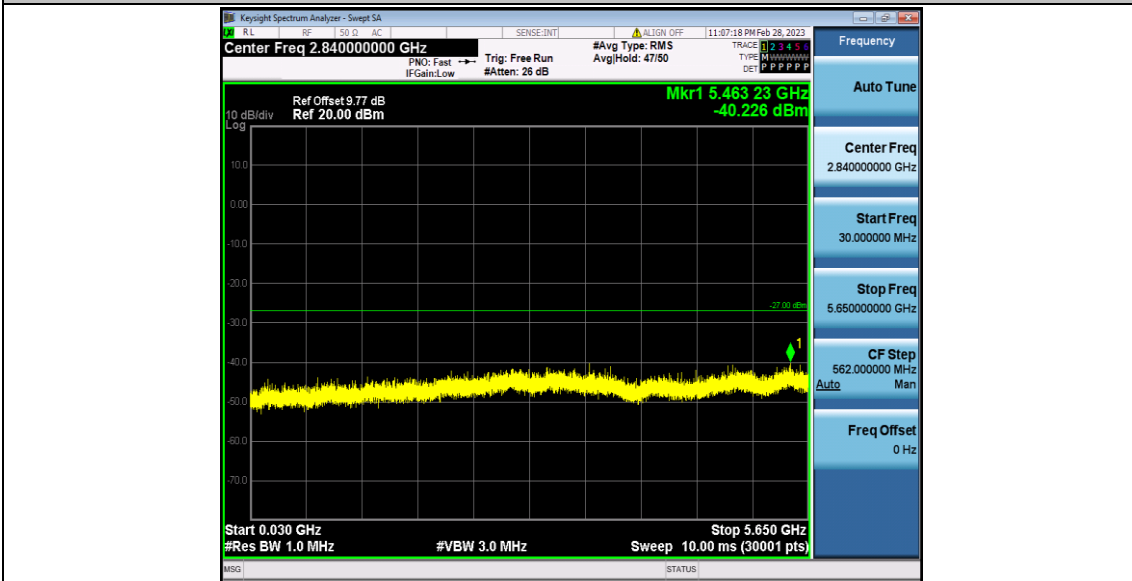
11A_Ant2_5785_30~5650



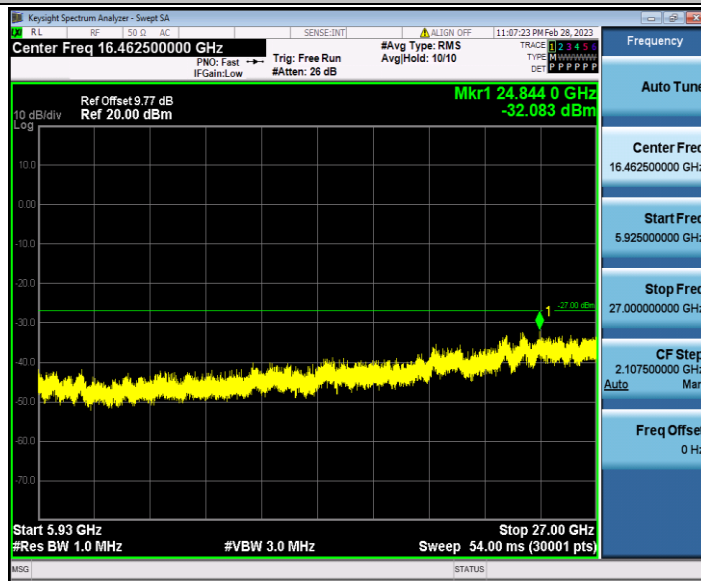
11A_Ant2_5785_5925~40000



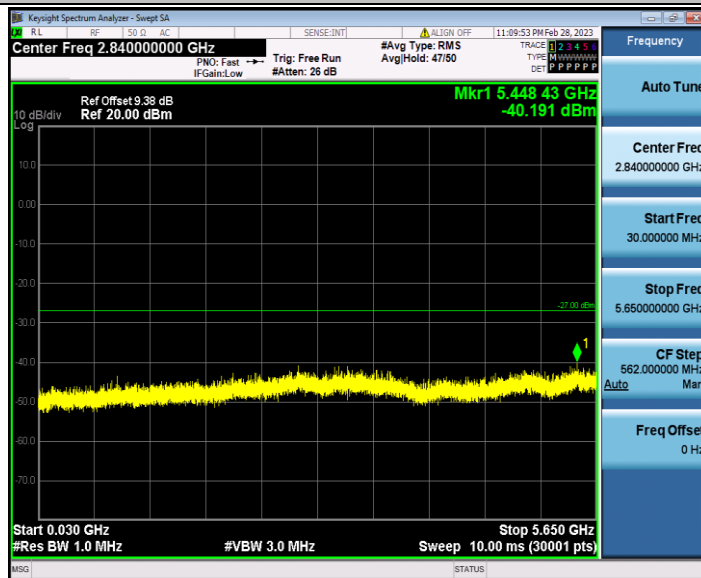
11A_Ant2_5825_30~5650



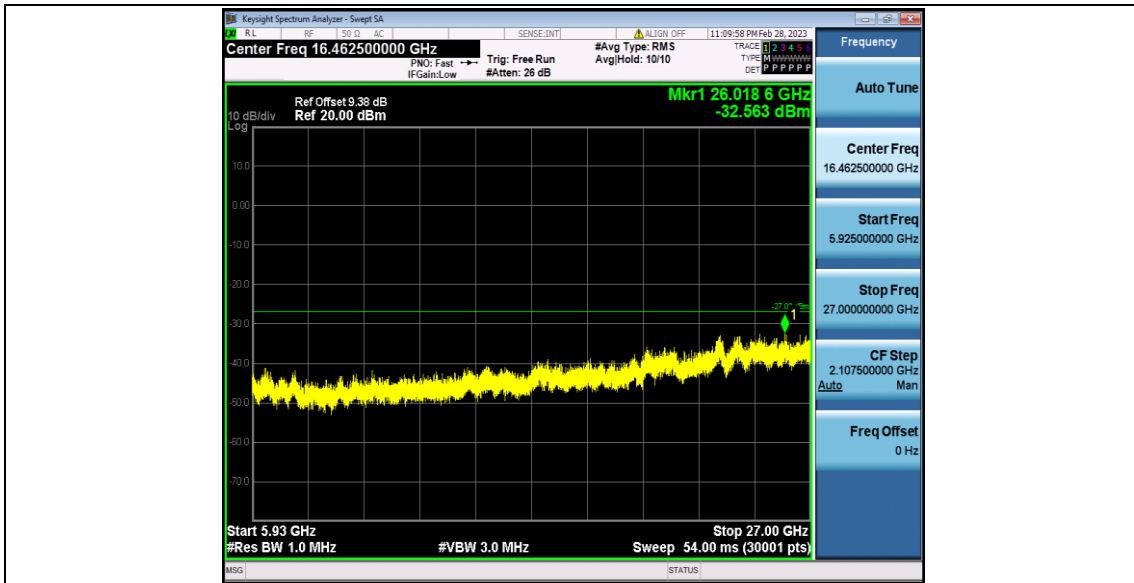
11A_Ant2_5825_5925~40000



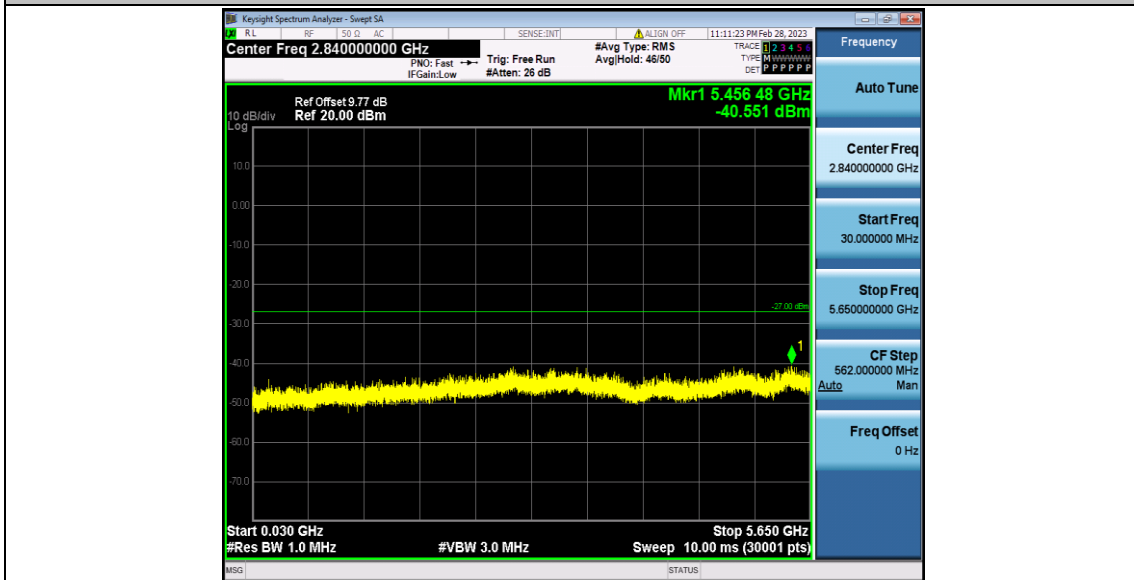
11N20SISO_Ant2_5745_30~5650



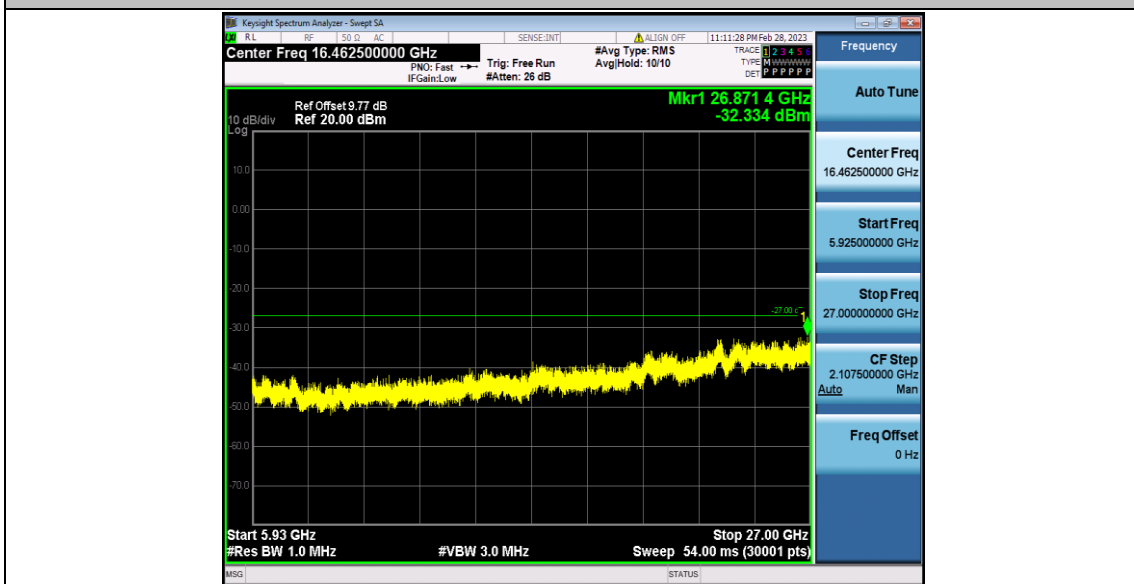
11N20SISO_Ant2_5745_5925~40000



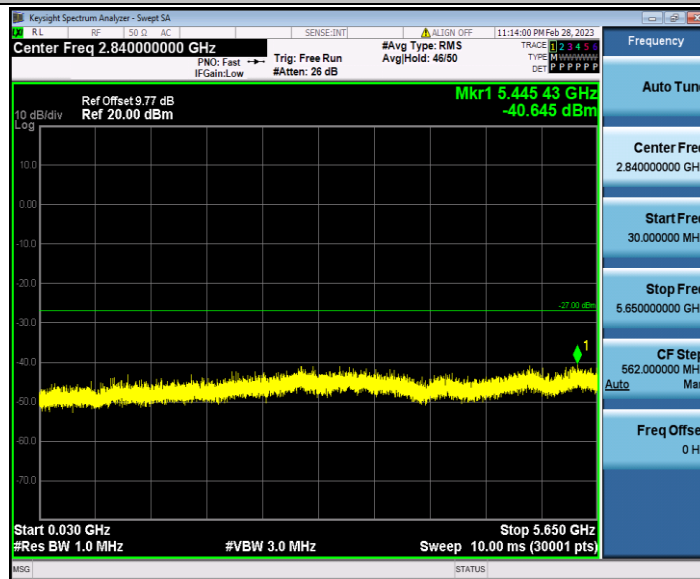
11N20SISO_Ant2_5785_30~5650



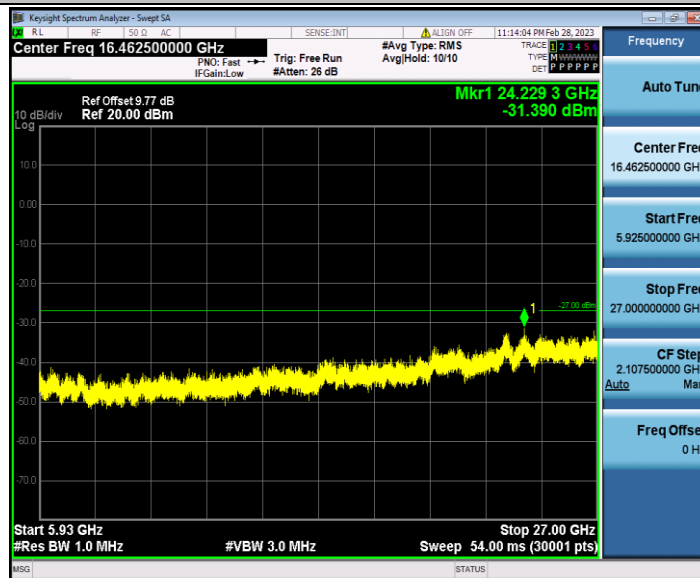
11N20SISO_Ant2_5785_5925~40000



11N20SISO_Ant2_5825_30~5650



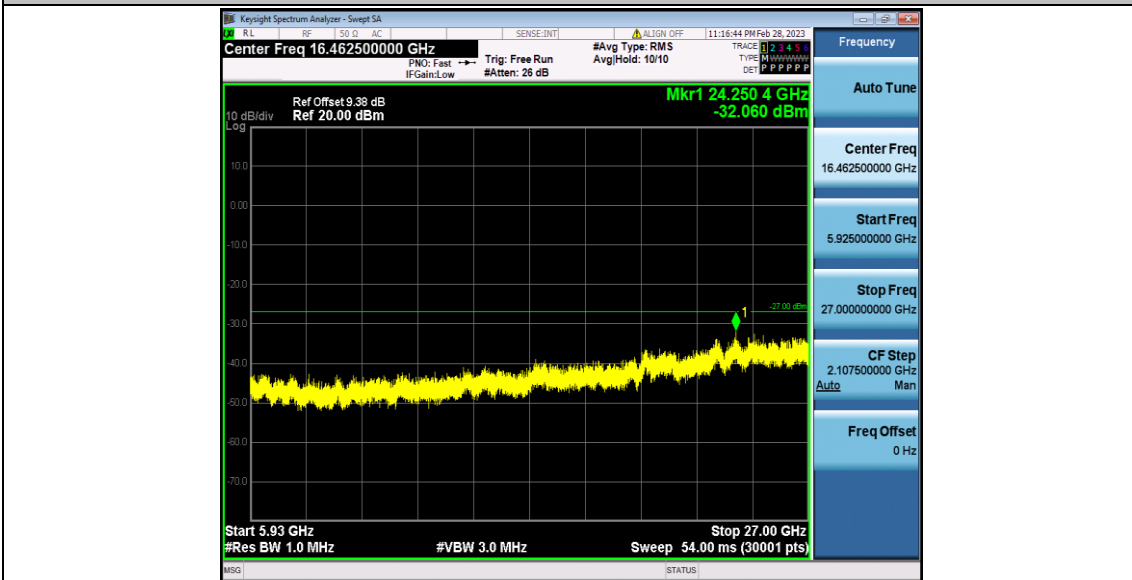
11N20SISO_Ant2_5825_5925~40000



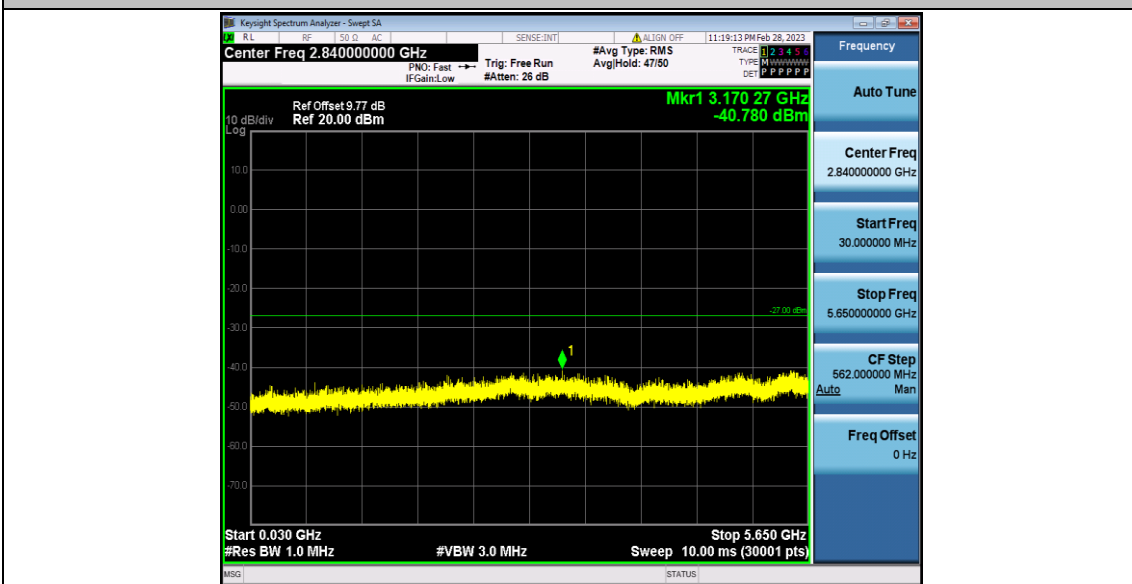
11N40SISO_Ant2_5755_30~5650



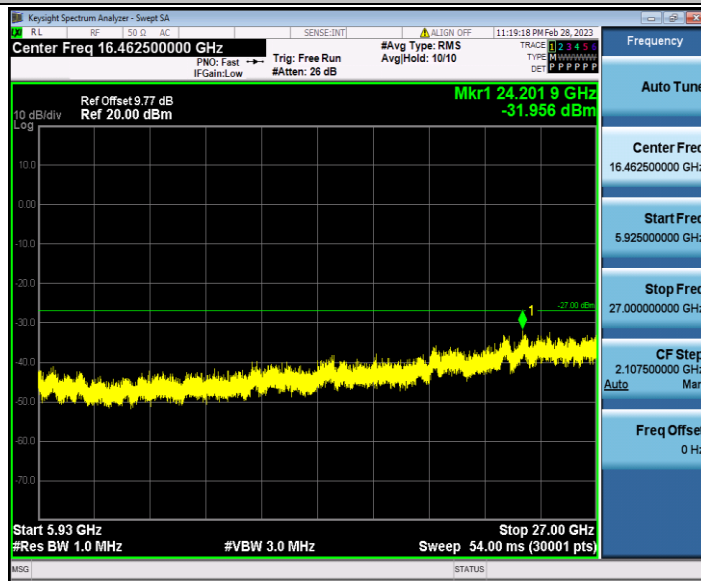
11N40SISO_Ant2_5755_5925-40000



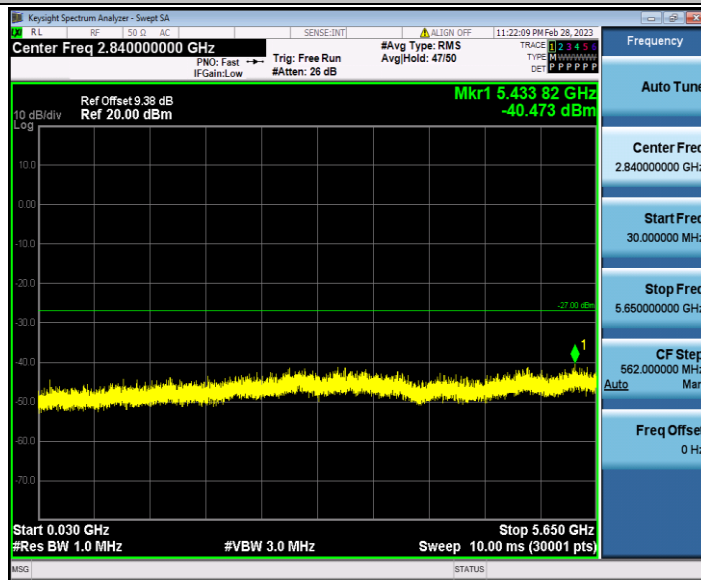
11N40SISO_Ant2_5795_30~5650



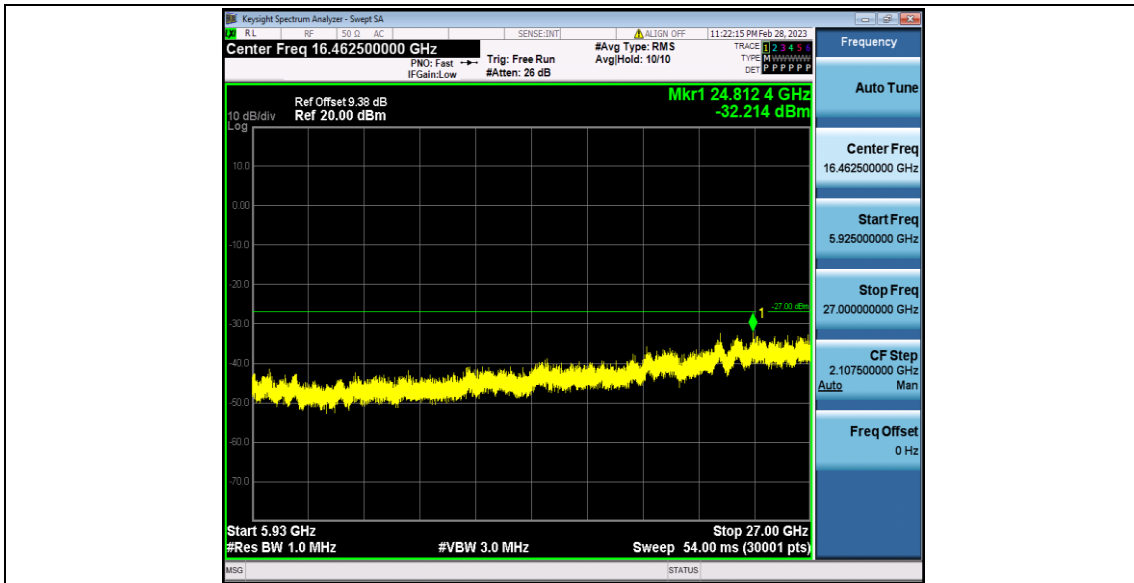
11N40SISO_Ant2_5795_5925~40000



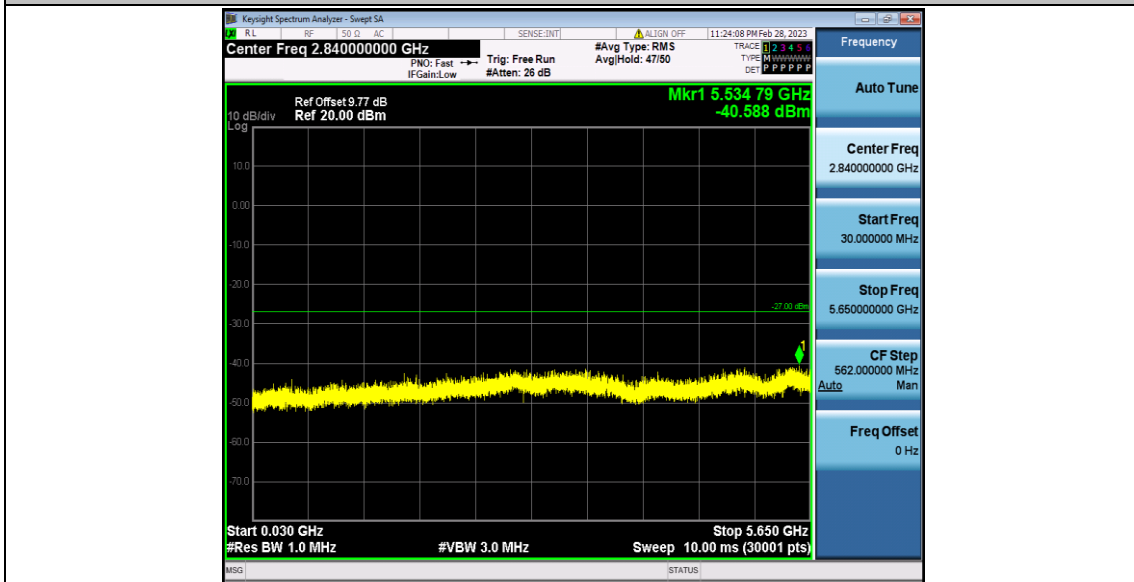
11AC20SISO_Ant2_5745_30~5650



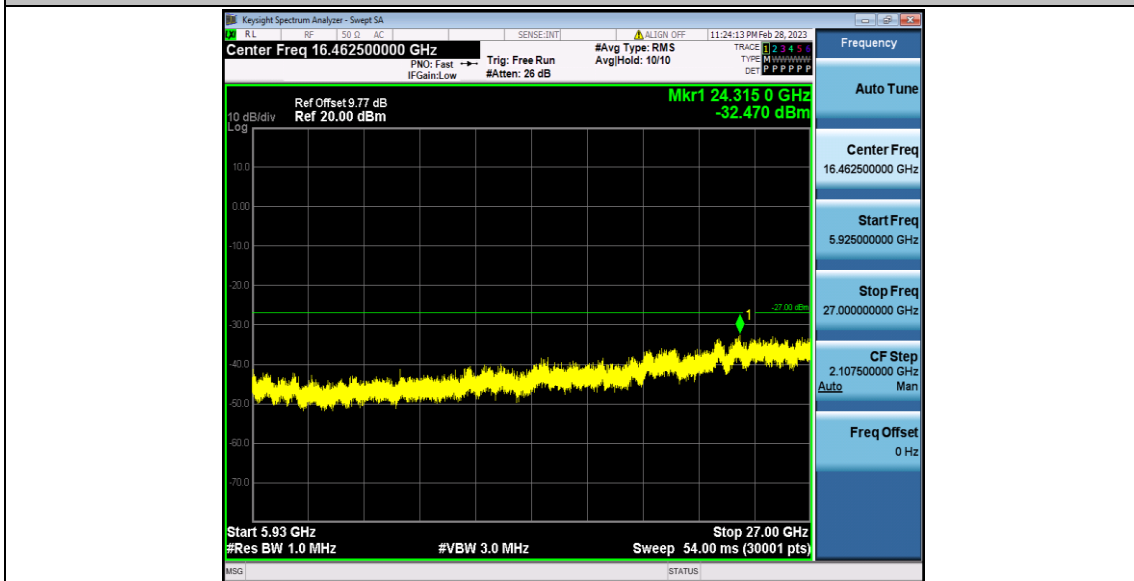
11AC20SISO_Ant2_5745_5925~40000



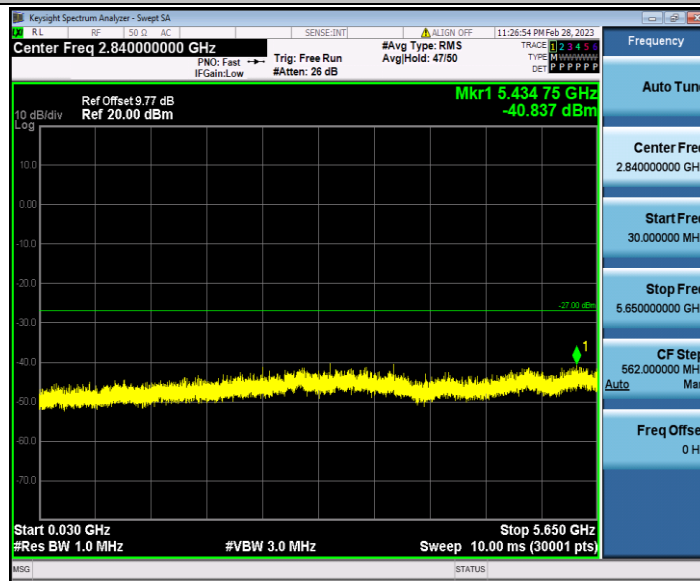
11AC20SISO_Ant2_5785_30~5650



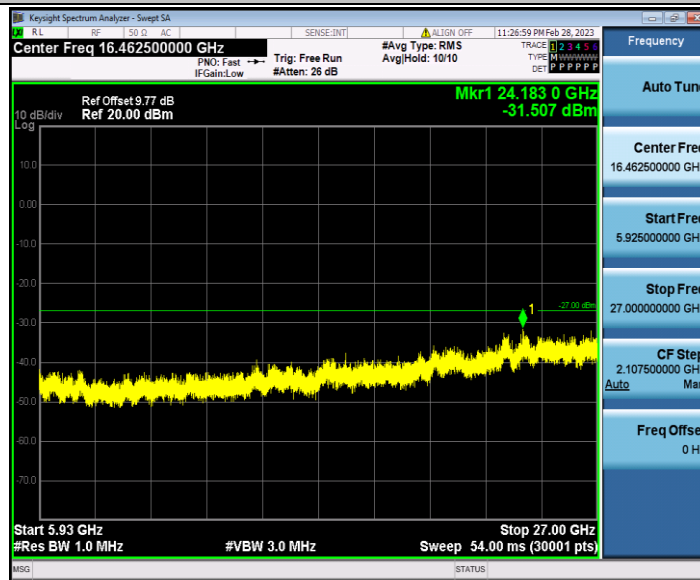
11AC20SISO_Ant2_5785_5925~40000



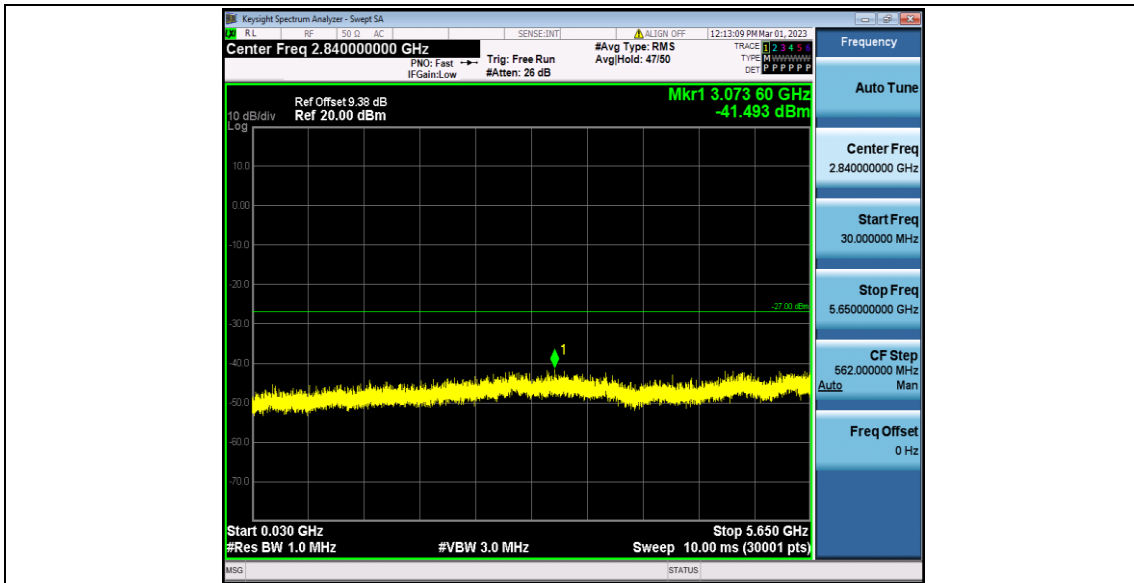
11AC20SISO_Ant2_5825_30~5650



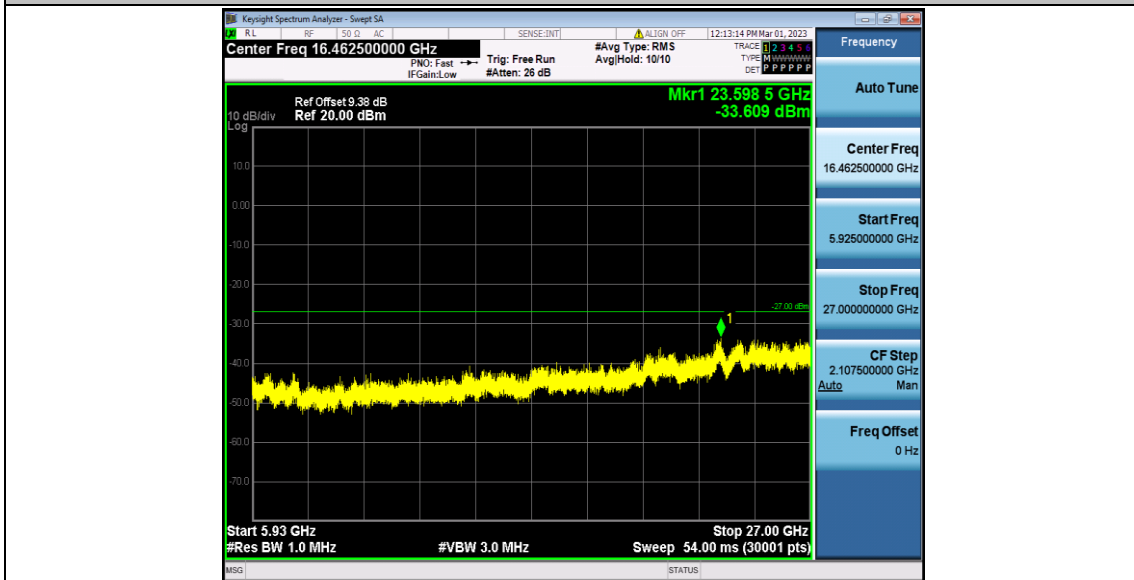
11AC20SISO_Ant2_5825_5925~40000



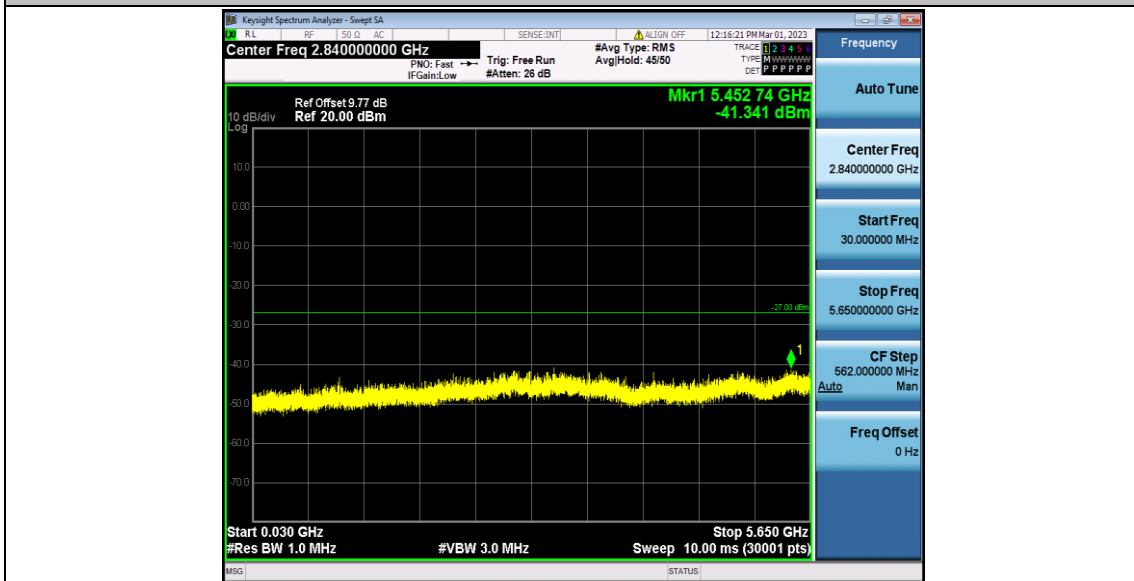
11AC40SISO_Ant2_5755_30~5650



11AC40SISO_Ant2_5755_5925~4000



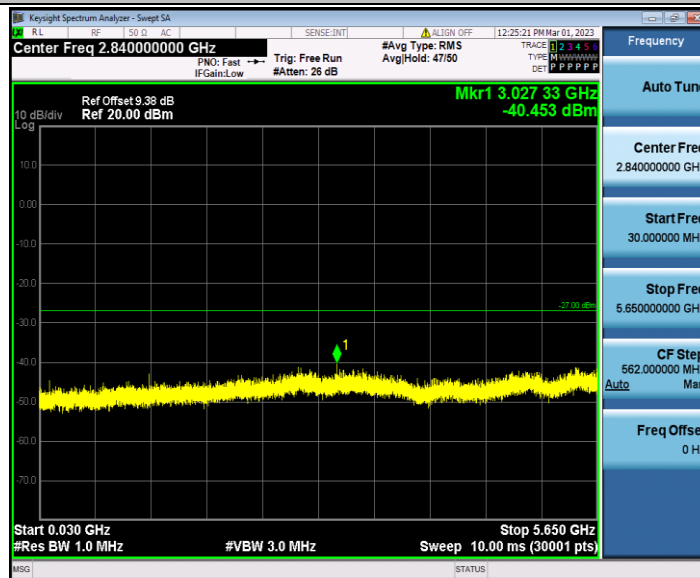
11AC40SISO_Ant2_5795_30~5650



11AC40SISO_Ant2_5795_5925~40000



11AC80SISO_Ant2_5775_30~5650



11AC80SISO_Ant2_5775_5925~40000

