

11AC20SISO_Ant1_5825



11AC40SISO_Ant1_5755



11AC40SISO_Ant1_5795



11AC80SISO_Ant1_5775



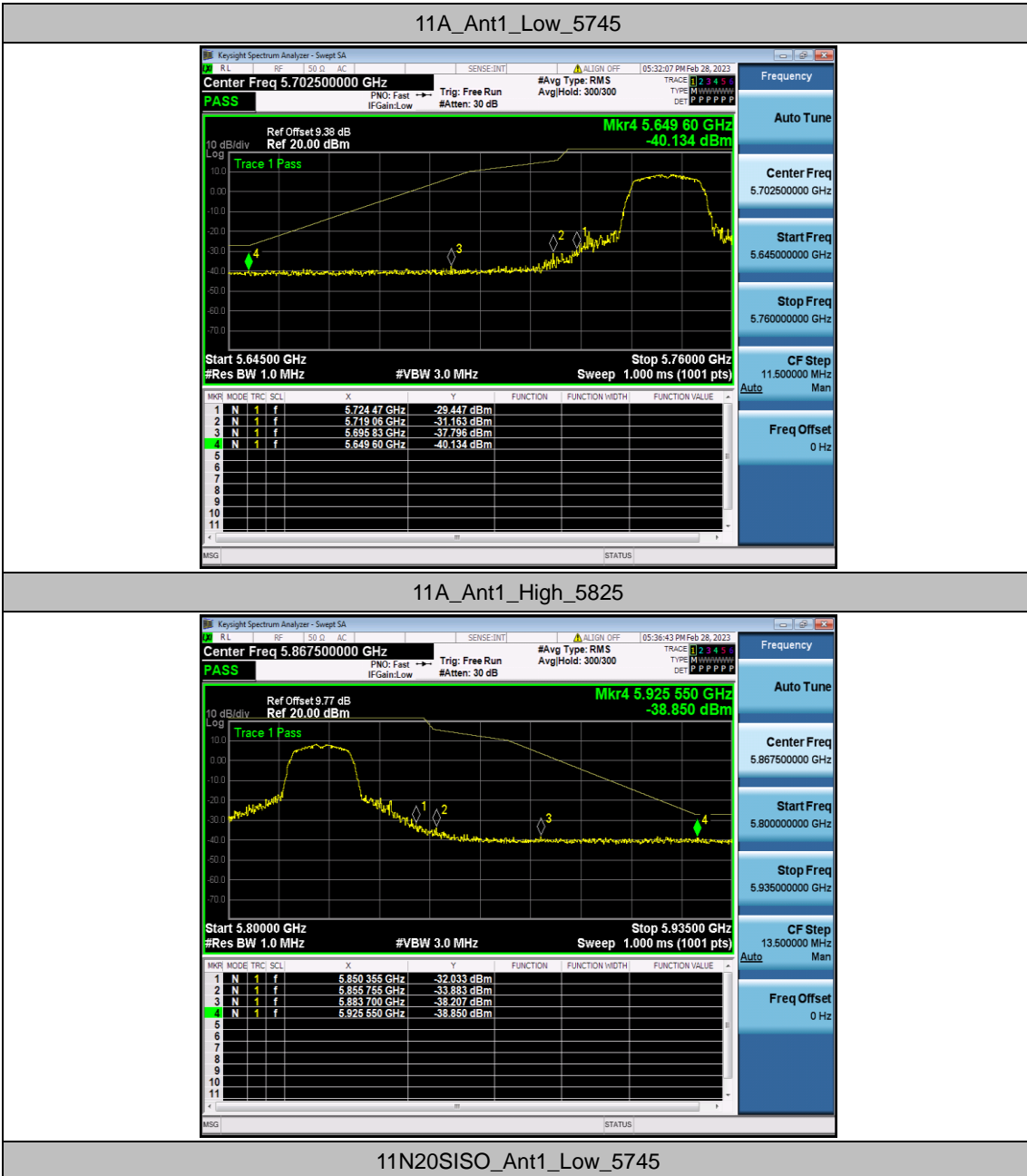
Appendix E.6: Band edge measurements

Test Result B4

TestMode	Antenna	ChName	Frequency[MHz]	FreqRange [MHz]	Result [dBm]	Limit [dBm]	Verdict
11A	Ant1	Low	5745	5650~5700	-37.8	≤6.91	PASS
				5700~5720	-31.16	≤15.34	PASS
				5720~5725	-29.45	≤25.78	PASS
				5760~5650	-40.13	≤-27	PASS
		High	5825	5850~5855	-32.03	≤16.41	PASS
				5855~5875	-33.88	≤10.21	PASS
				5875~5925	-38.21	≤-20.56	PASS
5925~5935	-38.85	≤-27	PASS				
11N20SI SO	Ant1	Low	5745	5650~5700	-37.04	≤7.08	PASS
				5700~5720	-26.65	≤14.95	PASS
				5720~5725	-23.43	≤26.04	PASS
				5760~5650	-39.89	≤-27	PASS
		High	5825	5850~5855	-27.74	≤16.41	PASS
				5855~5875	-33.61	≤10.70	PASS
				5875~5925	-37.52	≤-20.36	PASS
5925~5935	-38.55	≤-27	PASS				
11N40SI SO	Ant1	Low	5755	5650~5700	-36.12	≤6.36	PASS
				5700~5720	-24.8	≤15.35	PASS
				5720~5725	-23.48	≤17.58	PASS
				5780~5650	-39.84	≤-27	PASS
		High	5795	5850~5855	-35.67	≤16.03	PASS
				5855~5875	-36.89	≤14.10	PASS
				5875~5925	-38.26	≤-23.87	PASS
5925~5935	-37.89	≤-27	PASS				
11AC20S ISO	Ant1	Low	5745	5650~5700	-38.63	≤7.51	PASS
				5700~5720	-35.65	≤15.05	PASS
				5720~5725	-28.84	≤20.80	PASS
				5760~5650	-39.82	≤-27	PASS
		High	5825	5850~5855	-29.78	≤16.10	PASS
				5855~5875	-33.32	≤10.02	PASS
				5875~5925	-37.8	≤-20.66	PASS
5925~5935	-38.57	≤-27	PASS				
11AC40S ISO	Ant1	Low	5755	5650~5700	-38.2	≤-7.22	PASS
				5700~5720	-31.25	≤14.90	PASS
				5720~5725	-28.57	≤25.59	PASS

				5780~5650	-39.58	≤ -27	PASS
		High	5795	5850~5855	-38.11	≤ 18.29	PASS
				5855~5875	-38.18	≤ 10.96	PASS
				5875~5925	-38.11	≤ -25.82	PASS
				5925~5935	-38.75	≤ -27	PASS
11AC80S ISO	Ant1	Low	5775	5650~5700	-35.86	≤ -2.71	PASS
				5700~5720	-30.52	≤ 15.56	PASS
				5720~5725	-31.51	≤ 15.65	PASS
				5800~5650	-39.16	≤ -27	PASS
		High	5775	5850~5855	-32.24	≤ 24.65	PASS
				5855~5875	-32.11	≤ 14.01	PASS
				5875~5925	-36.3	≤ -25.31	PASS
				5925~5935	-39.28	≤ -27	PASS

Test Graphs B4

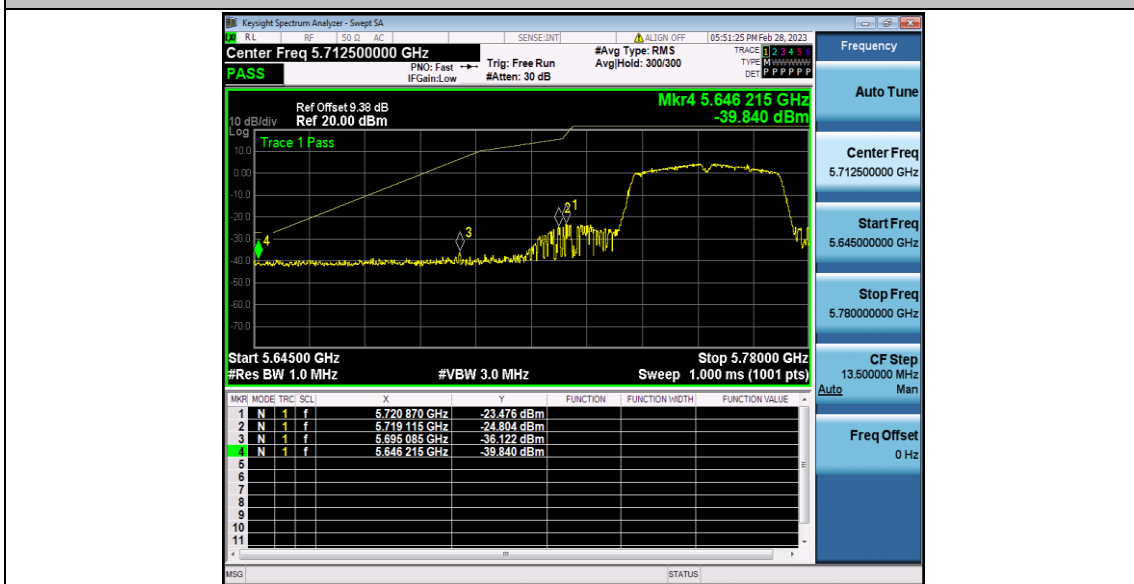




11N20SISO_Ant1_High_5825



11N40SISO_Ant1_Low_5755



11N40SISO_Ant1_High_5795



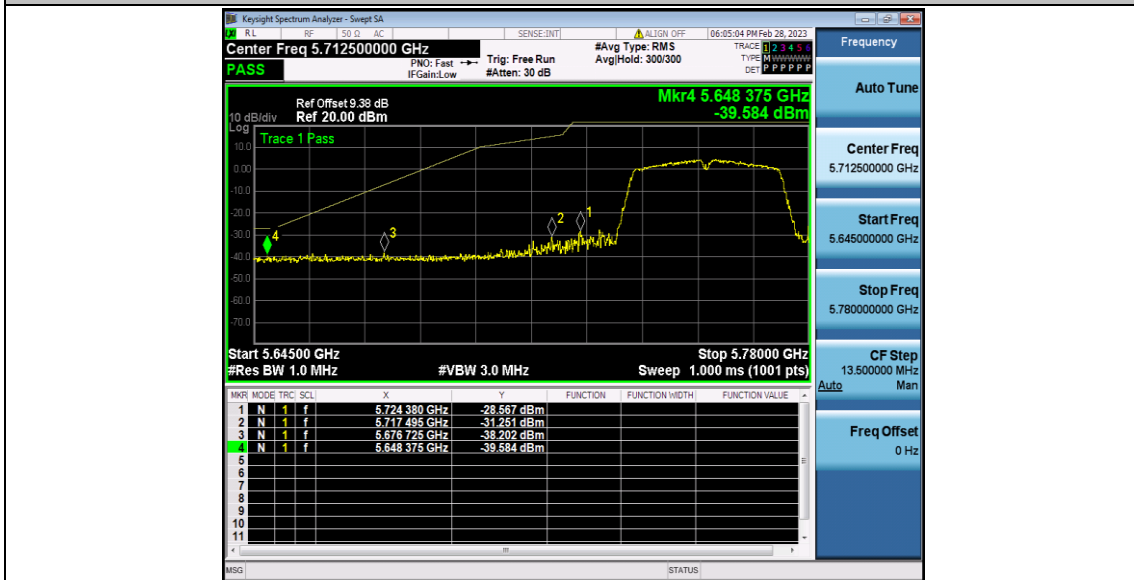
11AC20SISO_Ant1_Low_5745



11AC20SISO_Ant1_High_5825



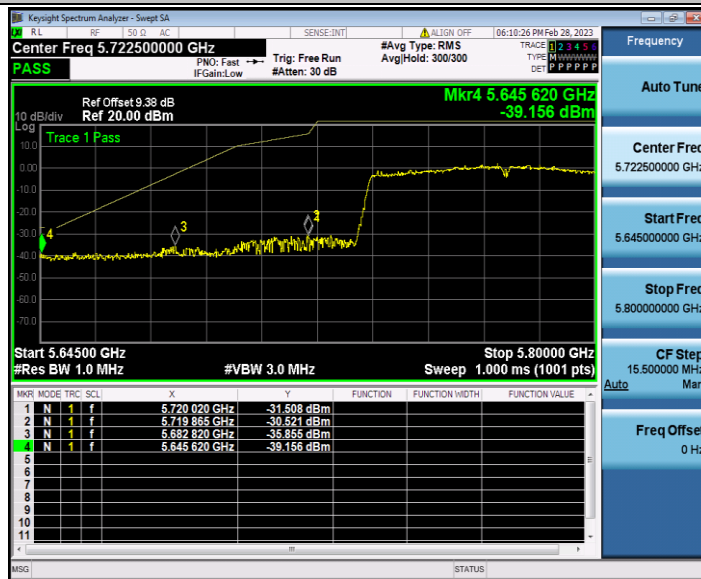
11AC40SISO_Ant1_Low_5755



11AC40SISO_Ant1_High_5795



11AC80SISO_Ant1_Low_5775



11AC80SISO_Ant1_High_5775

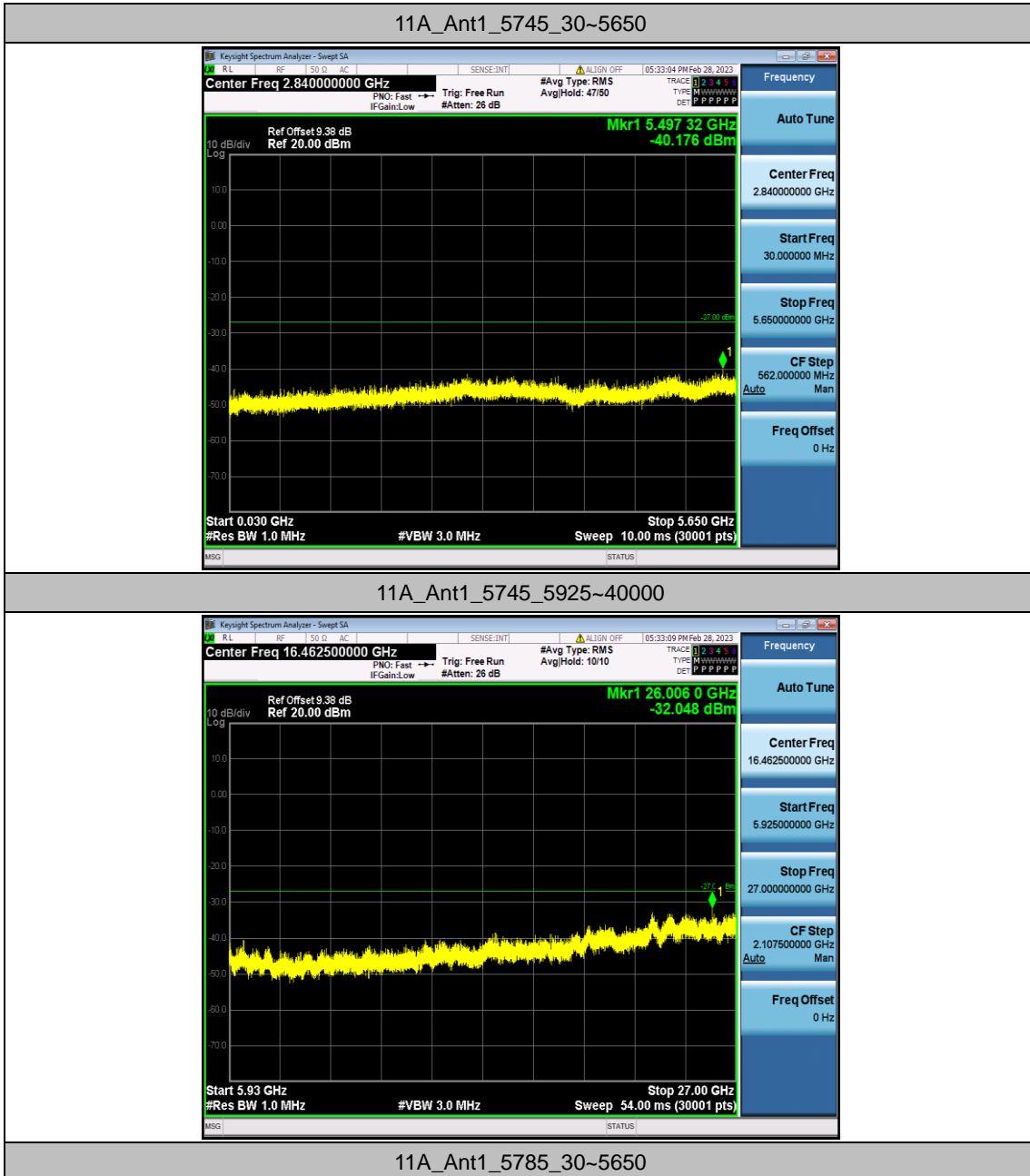


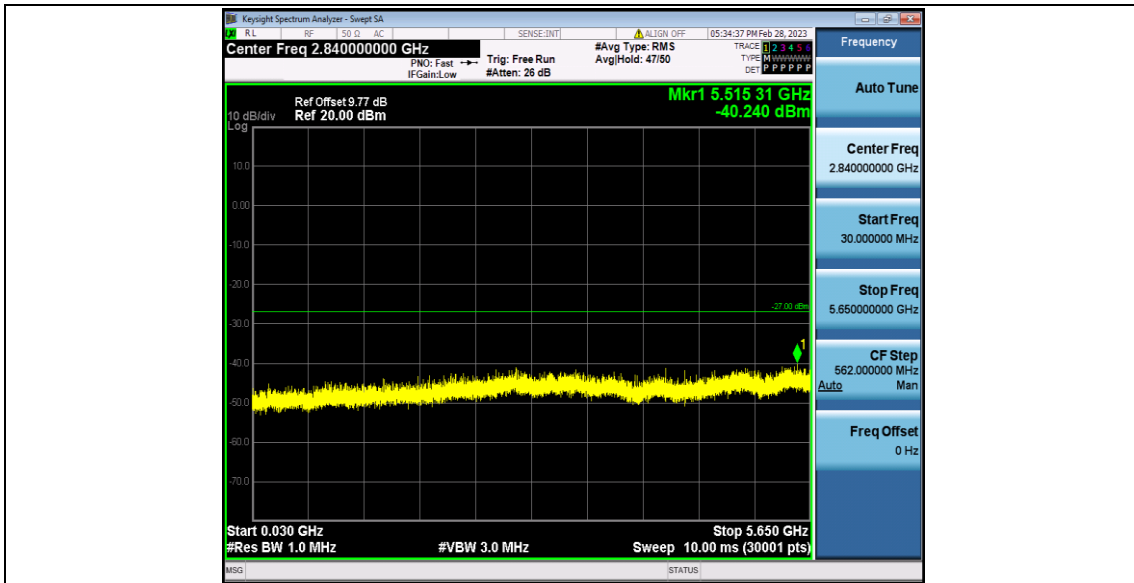
Appendix E.7: Conducted Spurious Emission

Test Result

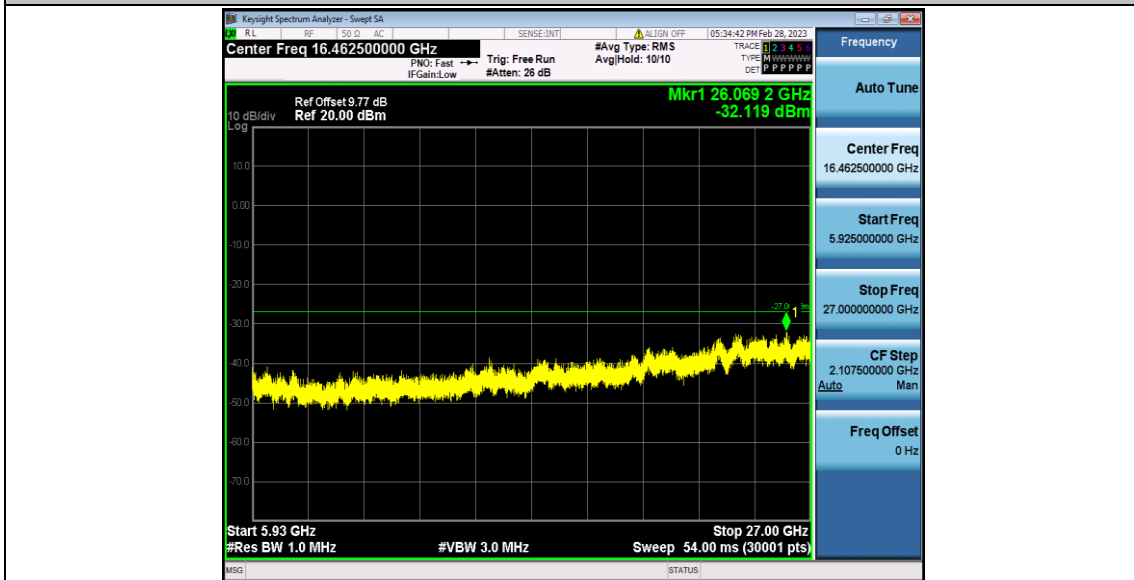
TestMode	Antenna	Frequency[MHz]	FreqRange [MHz]	Max. Fre [MHz]	Max. Level [dBm]	Limit [dBm]	Verdict
11A	Ant1	5745	30~5650	5497.32	-40.18	≤-27	PASS
			5925~40000	26005.96	-32.05	≤-27	PASS
		5785	30~5650	5515.31	-40.24	≤-27	PASS
			5925~40000	26069.19	-32.12	≤-27	PASS
		5825	30~5650	4969.61	-40.82	≤-27	PASS
			5925~40000	25934.31	-31.77	≤-27	PASS
11N20SISO	Ant1	5745	30~5650	4997.52	-41.09	≤-27	PASS
			5925~40000	24837.71	-31.93	≤-27	PASS
		5785	30~5650	4909.47	-40.13	≤-27	PASS
			5925~40000	24975.4	-31.88	≤-27	PASS
		5825	30~5650	5445.43	-39.87	≤-27	PASS
			5925~40000	24792.04	-31.03	≤-27	PASS
11N40SISO	Ant1	5755	30~5650	904.85	-40.83	≤-27	PASS
			5925~40000	23486.8	-32.57	≤-27	PASS
		5795	30~5650	5414.52	-40.79	≤-27	PASS
			5925~40000	26061.46	-32.26	≤-27	PASS
11AC20SISO	Ant1	5745	30~5650	5597.55	-40.72	≤-27	PASS
			5925~40000	26478.04	-32.73	≤-27	PASS
		5785	30~5650	5422.02	-40.05	≤-27	PASS
			5925~40000	26564.45	-32.07	≤-27	PASS
		5825	30~5650	2515.73	-40.83	≤-27	PASS
			5925~40000	24278.52	-31.81	≤-27	PASS
11AC40SISO	Ant1	5755	30~5650	5561.39	-40.76	≤-27	PASS
			5925~40000	24818.04	-32.71	≤-27	PASS
		5795	30~5650	5436.63	-40.29	≤-27	PASS
			5925~40000	23560.56	-31.89	≤-27	PASS
11AC80SISO	Ant1	5775	30~5650	5522.99	-40.23	≤-27	PASS
			5925~40000	24304.51	-32.4	≤-27	PASS

Test Graphs

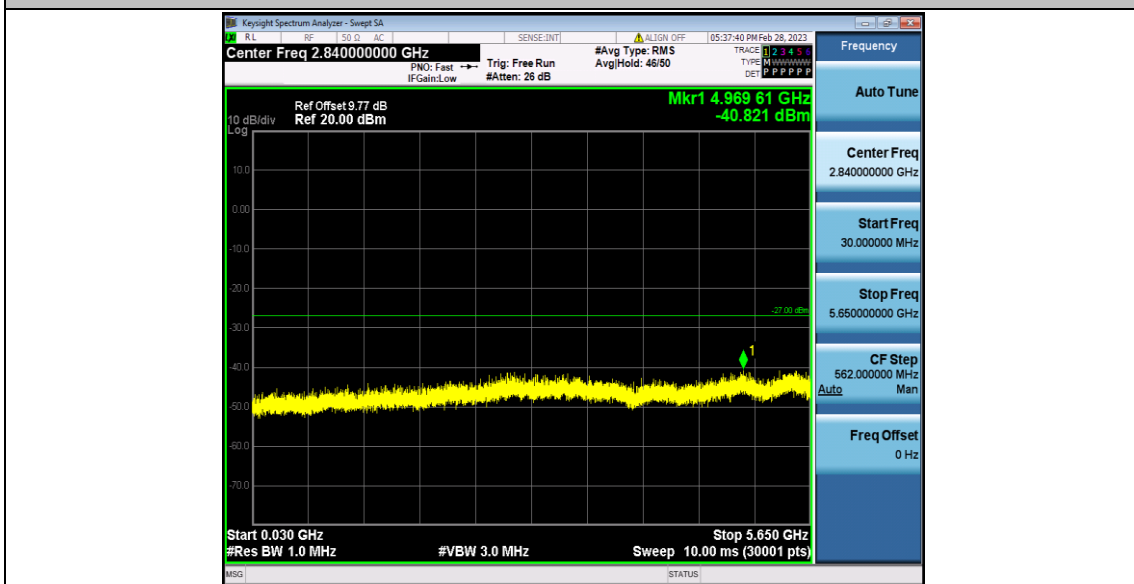




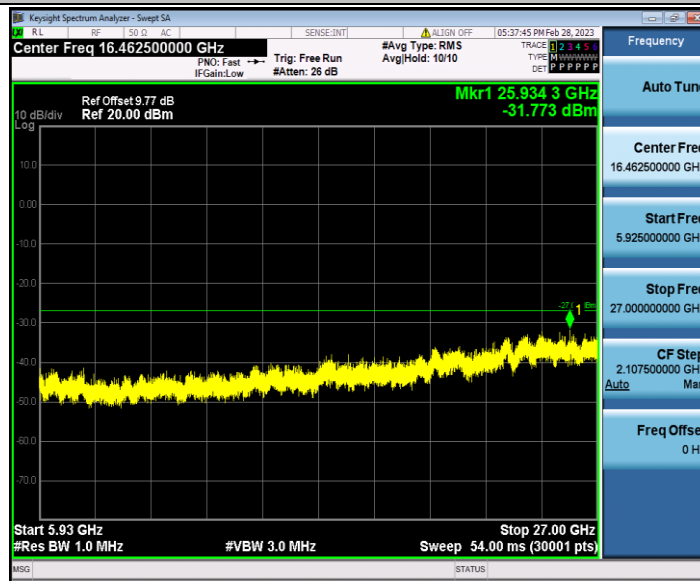
11A_Ant1_5785_5925~40000



11A_Ant1_5825_30~5650



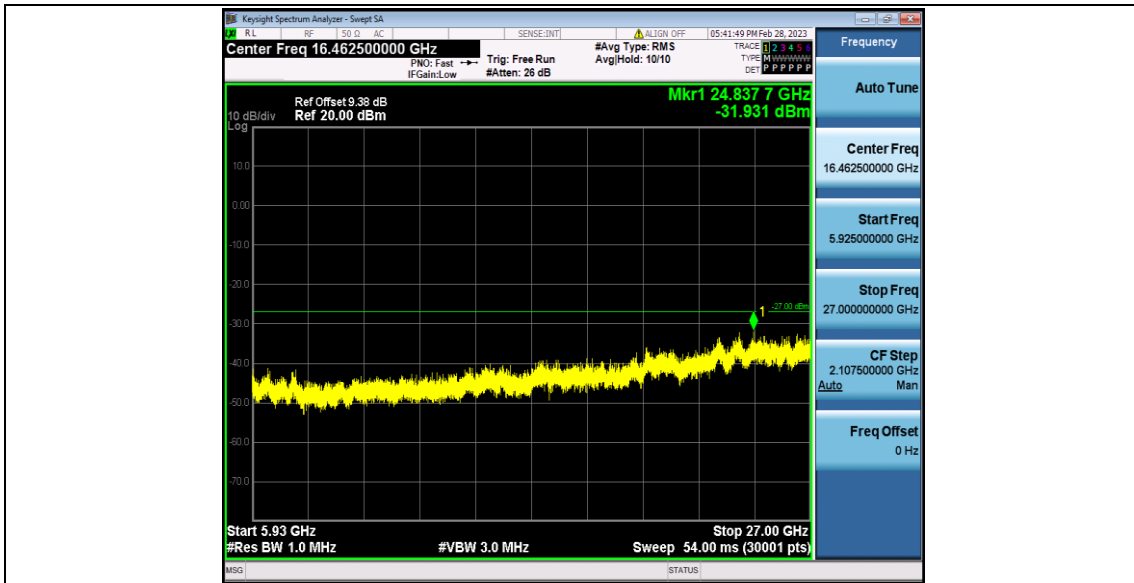
11A_Ant1_5825_5925~40000



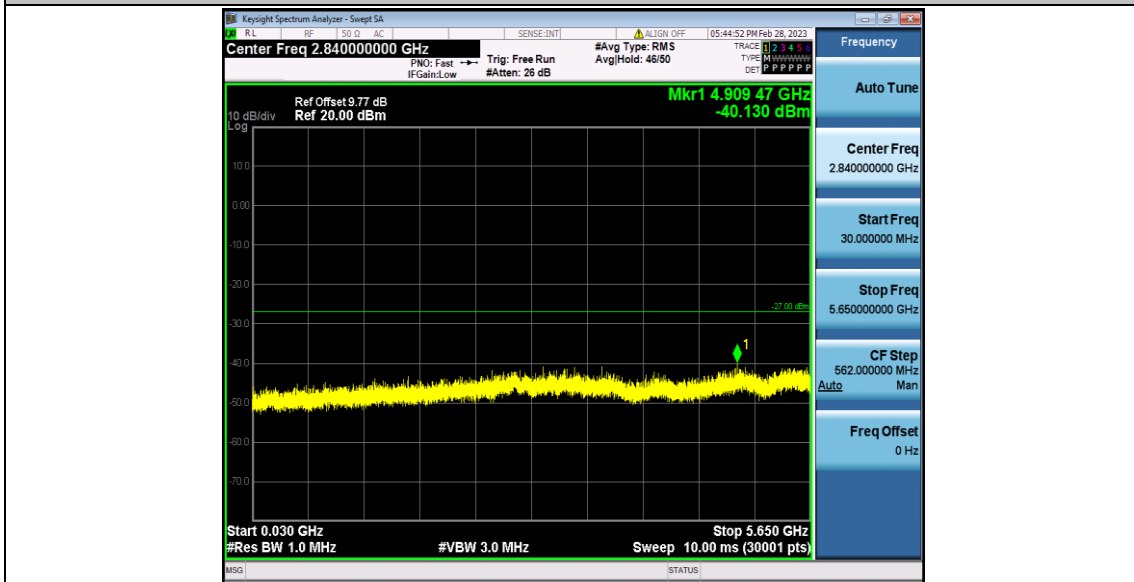
11N20SISO_Ant1_5745_30~5650



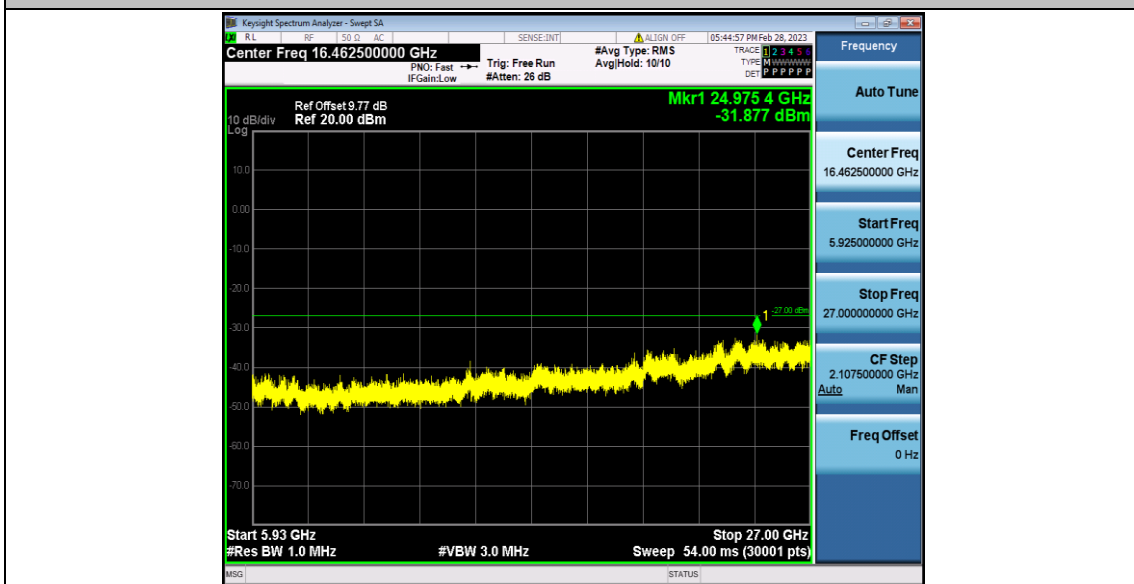
11N20SISO_Ant1_5745_5925~40000



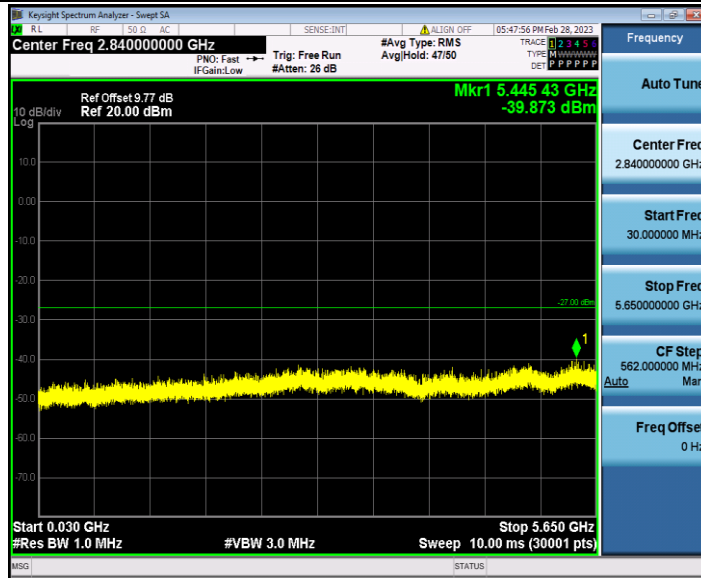
11N20SISO_Ant1_5785_30~5650



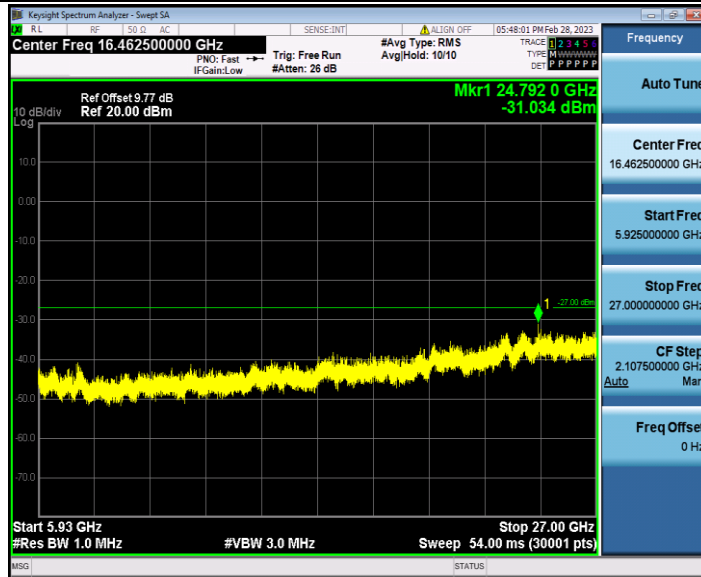
11N20SISO_Ant1_5785_5925~40000



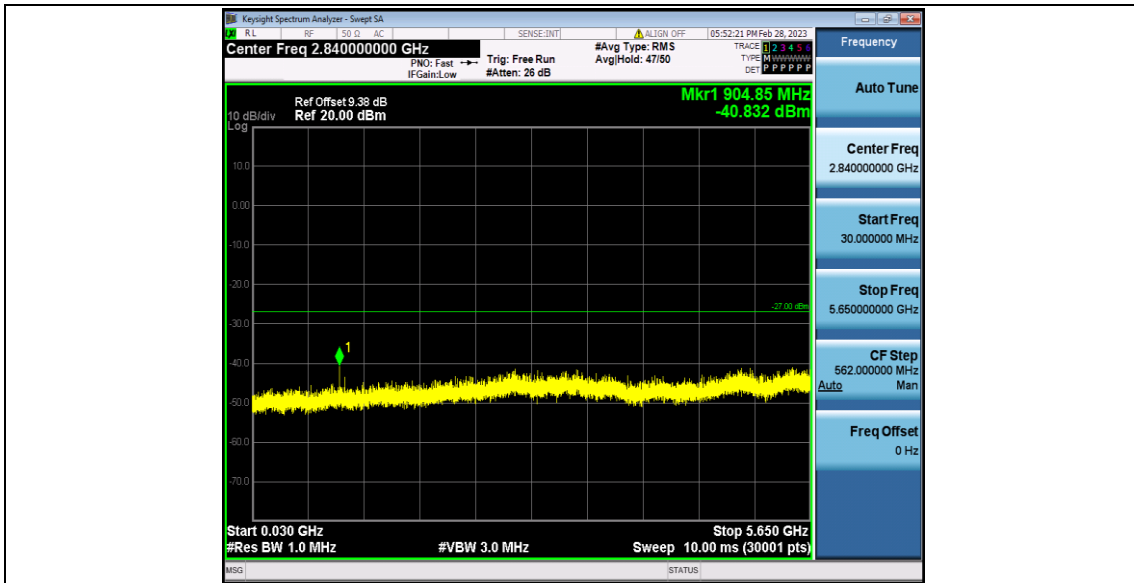
11N20SISO_Ant1_5825_30~5650



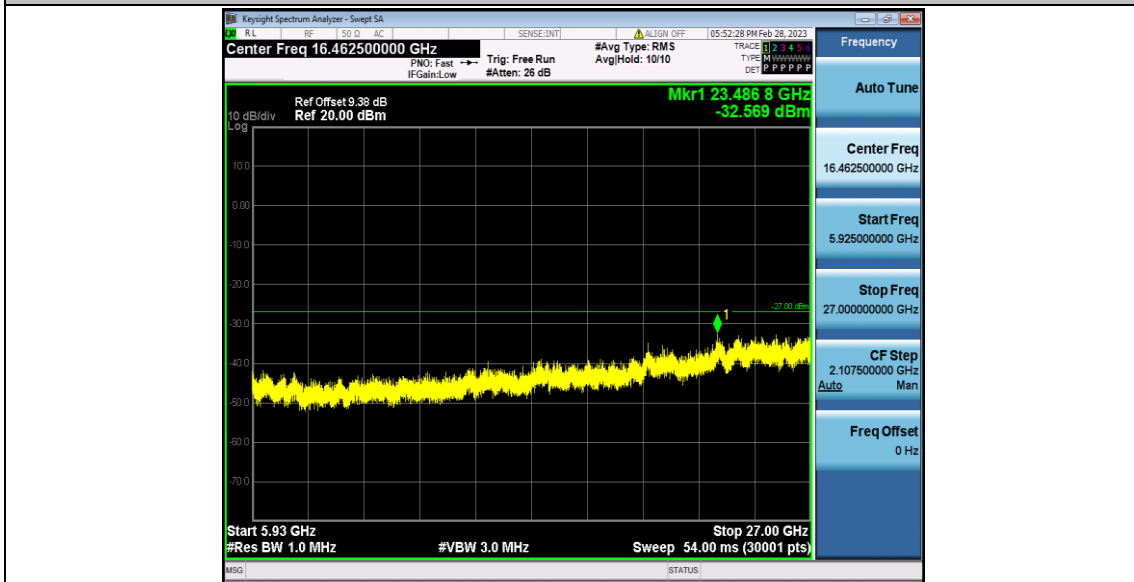
11N20SISO_Ant1_5825_5925~40000



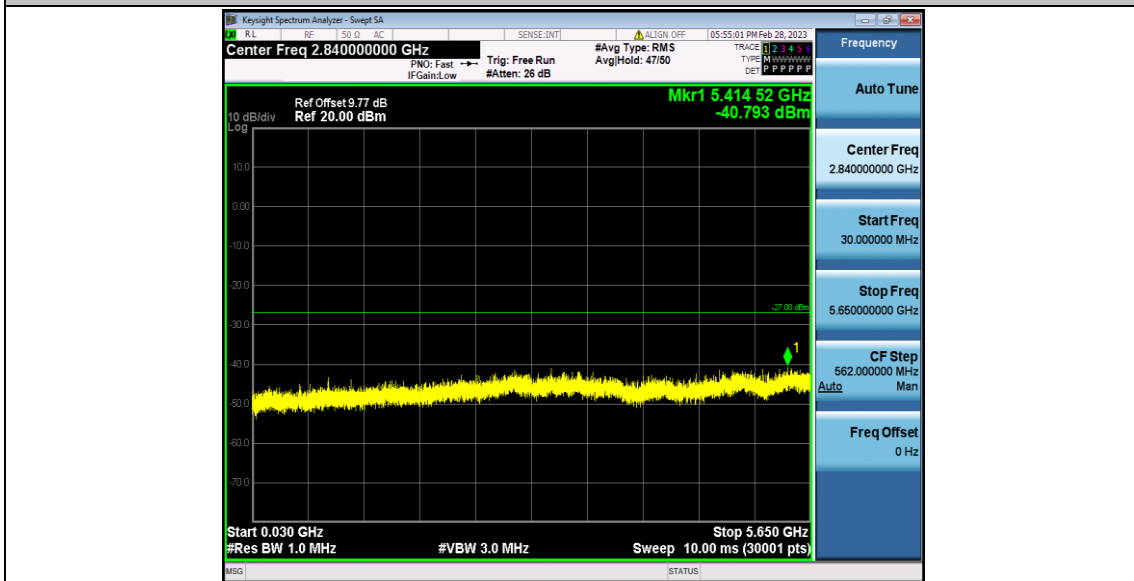
11N40SISO_Ant1_5755_30~5650



11N40SISO_Ant1_5755_5925-40000



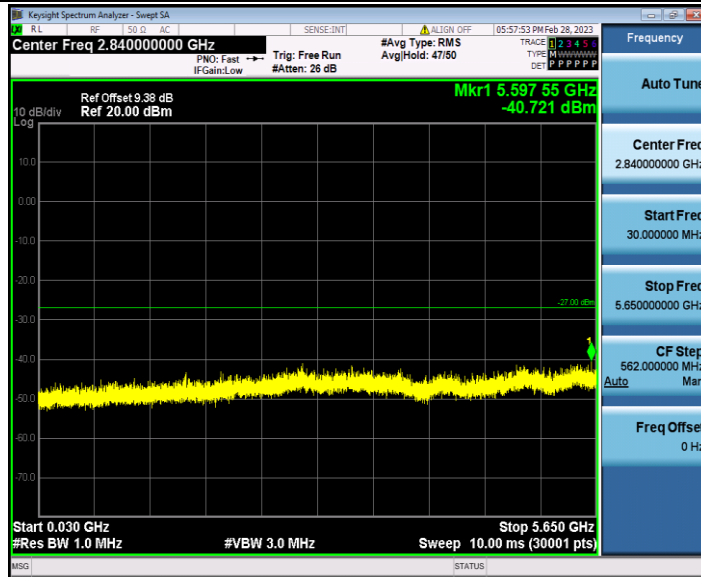
11N40SISO_Ant1_5795_30~5650



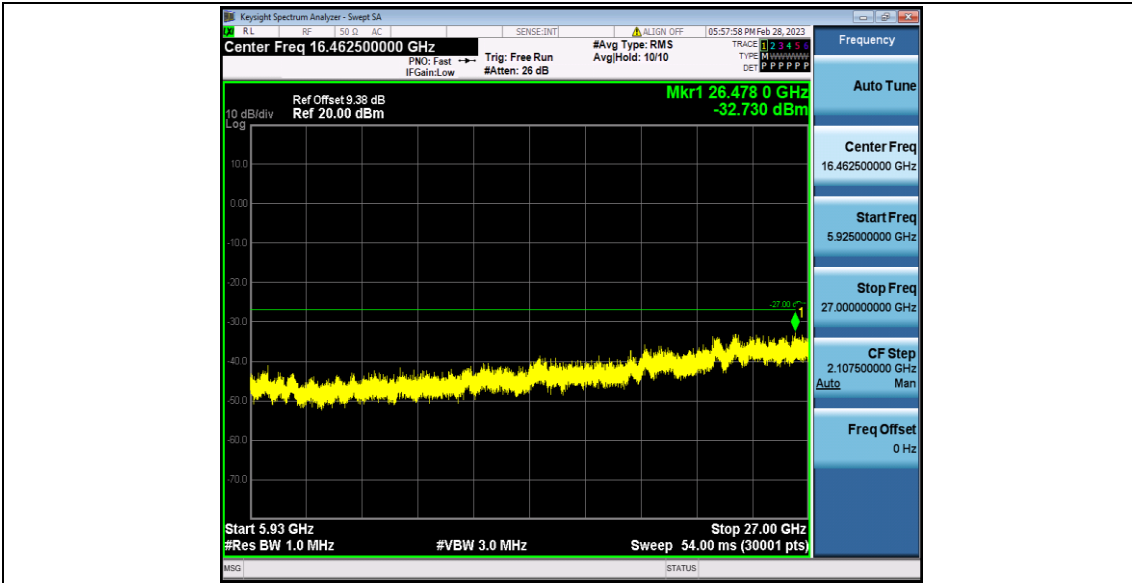
11N40SISO_Ant1_5795_5925~40000



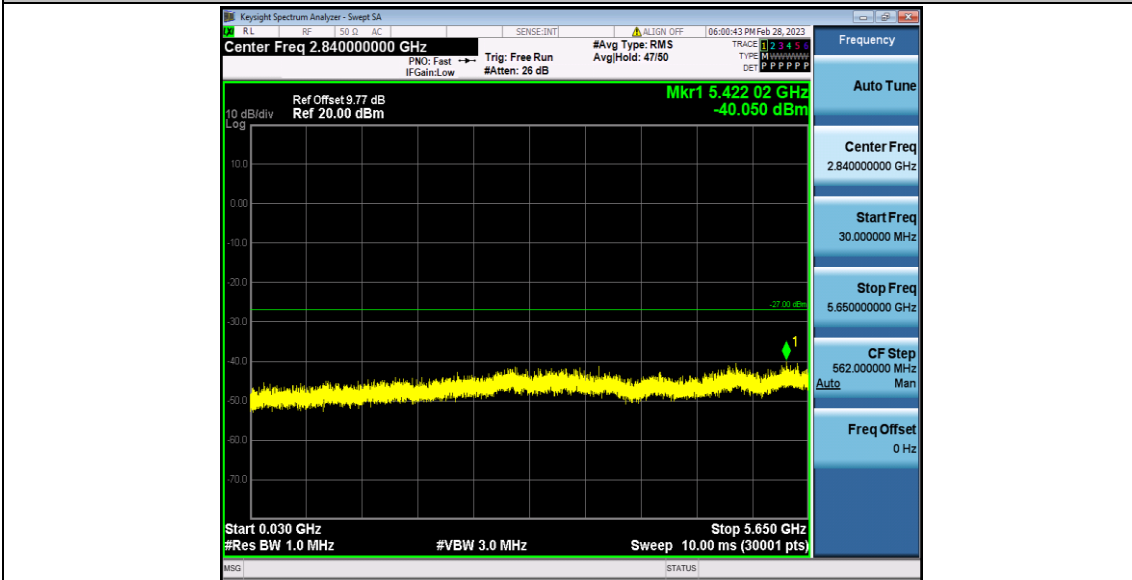
11AC20SISO_Ant1_5745_30~5650



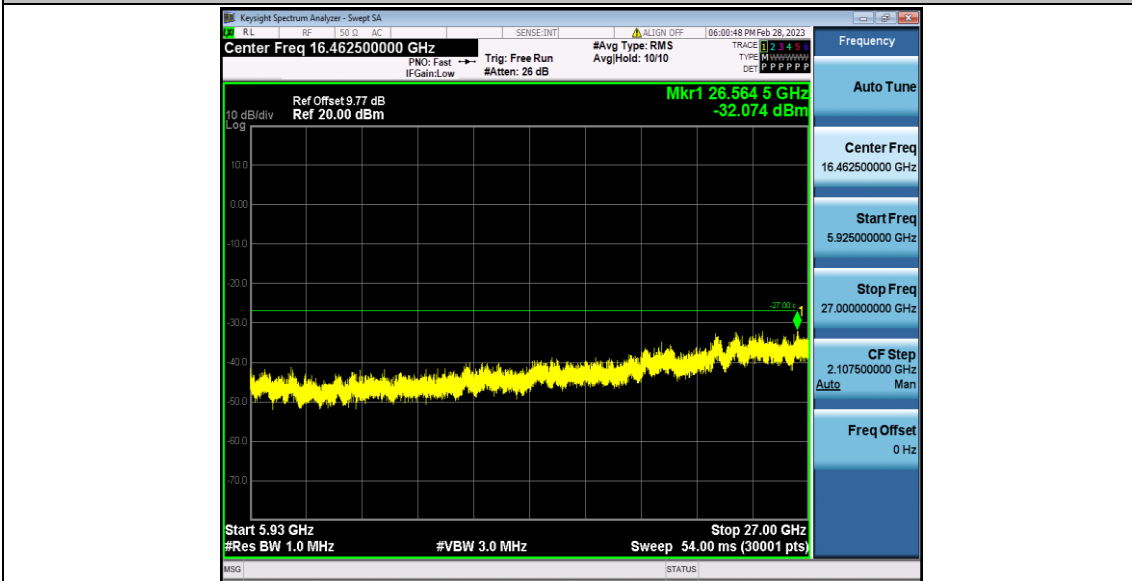
11AC20SISO_Ant1_5745_5925~40000



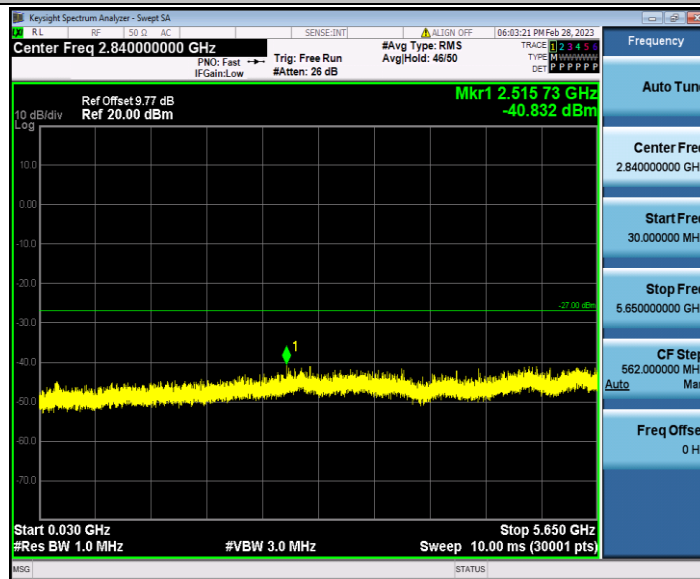
11AC20SISO_Ant1_5785_30~5650



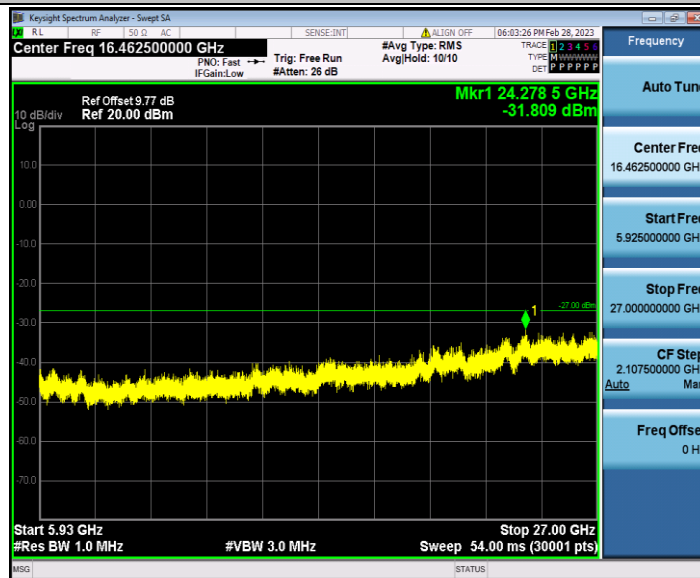
11AC20SISO_Ant1_5785_5925~40000



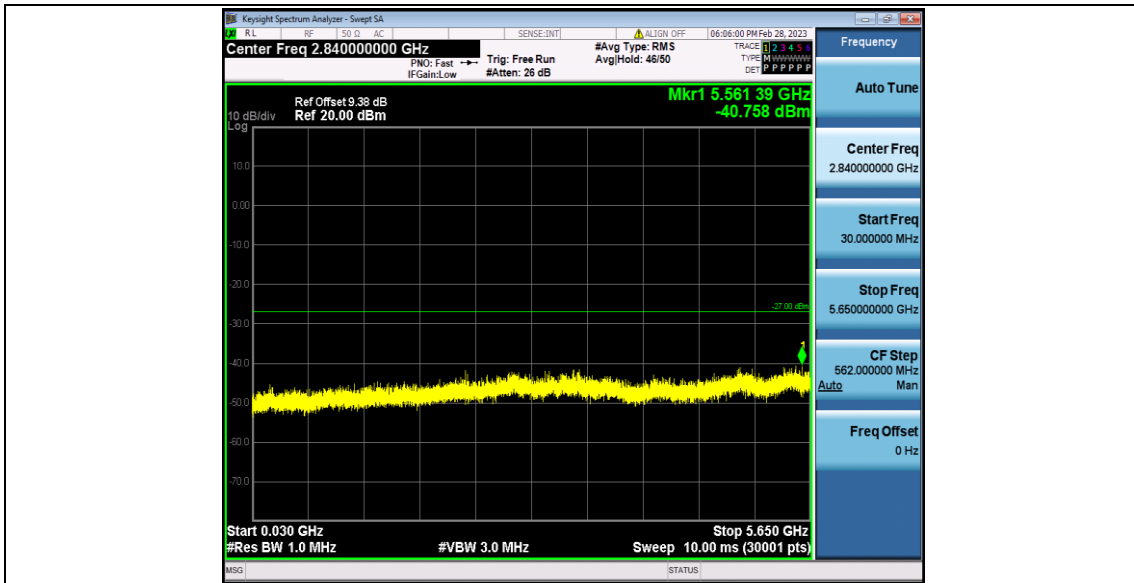
11AC20SISO_Ant1_5825_30~5650



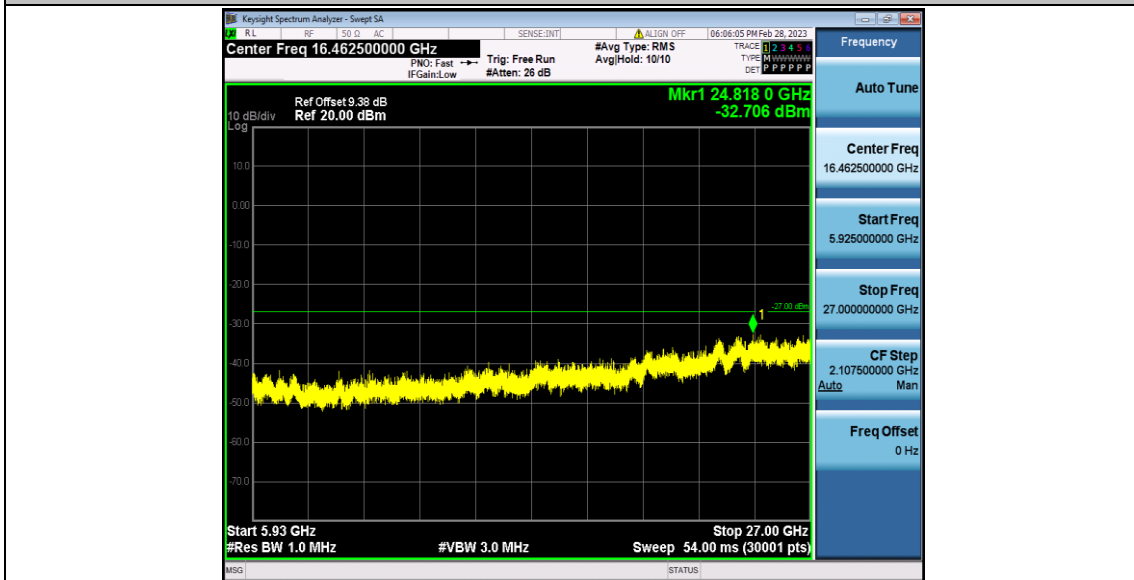
11AC20SISO_Ant1_5825_5925~40000



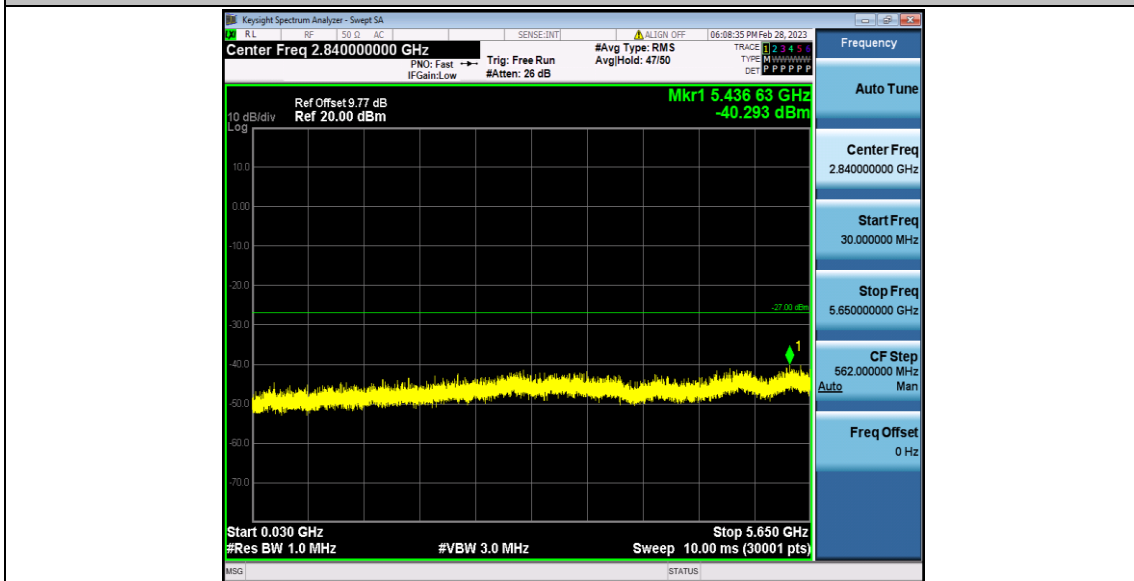
11AC40SISO_Ant1_5755_30~5650



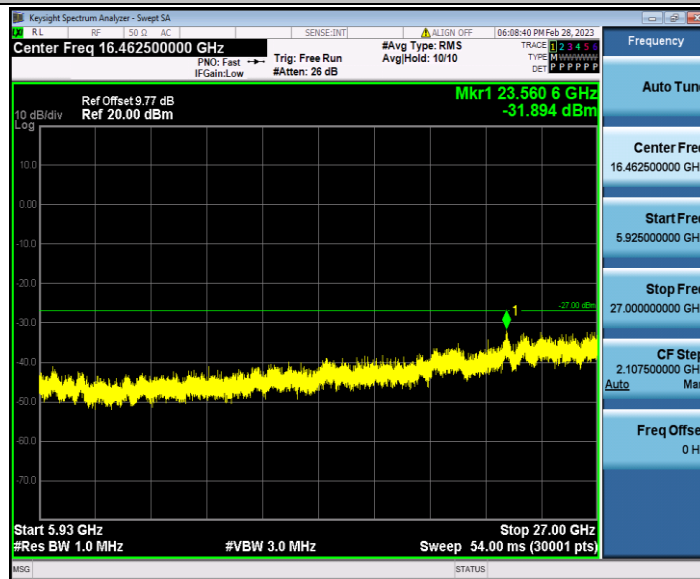
11AC40SISO_Ant1_5755_5925~4000



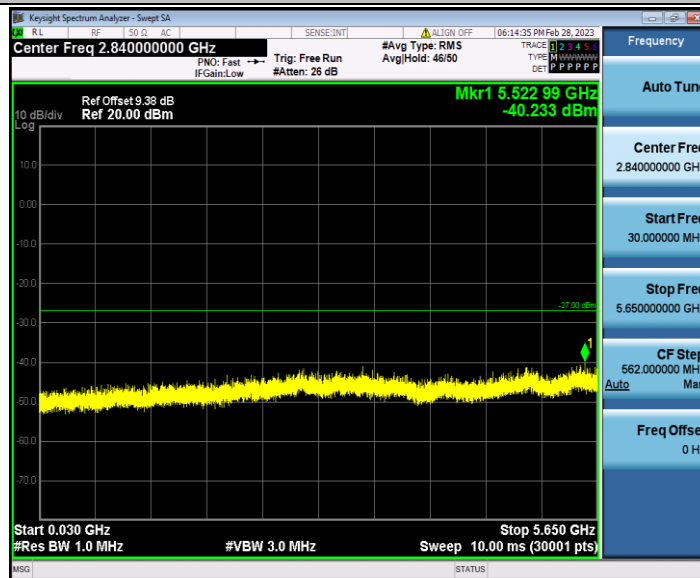
11AC40SISO_Ant1_5795_30~5650



11AC40SISO_Ant1_5795_5925~40000



11AC80SISO_Ant1_5775_30~5650



11AC80SISO_Ant1_5775_5925~40000

