

US Tech Test Report:
FCC ID:
IC:
Test Report Number:
Issue Date:
Customer:
Model:

FCC Part 15 Certification/ RSS 210
SM6-MINODE6A
9235A-MINODE6A
24-0031
March 19, 2024
Mueller Systems, LLC..
MINODE6A

INTERNAL PHOTOGRAPHS




Figure 1. PCB – Front

US Tech Test Report:
FCC ID:
IC:
Test Report Number:
Issue Date:
Customer:
Model:

FCC Part 15 Certification/ RSS 210
SM6-MINODE6A
9235A-MINODE6A
24-0031
March 19, 2024
Mueller Systems, LLC..
MINODE6A




Figure 2. PCB – Back

US Tech Test Report:
FCC ID:
IC:
Test Report Number:
Issue Date:
Customer:
Model:

FCC Part 15 Certification/ RSS 210
SM6-MINODE6A
9235A-MINODE6A
24-0031
March 19, 2024
Mueller Systems, LLC..
MINODE6A




Figure 3. Radio Circuit

US Tech Test Report:
FCC ID:
IC:
Test Report Number:
Issue Date:
Customer:
Model:

FCC Part 15 Certification/ RSS 210
SM6-MINODE6A
9235A-MINODE6A
24-0031
March 19, 2024
Mueller Systems, LLC..
MINODE6A



Figure 4. Side View, Antenna underlined.

US Tech Test Report:
FCC ID:
IC:
Test Report Number:
Issue Date:
Customer:
Model:

FCC Part 15 Certification/ RSS 210
SM6-MINODE6A
9235A-MINODE6A
24-0031
March 19, 2024
Mueller Systems, LLC..
MINODE6A



Figure 5. EUT in Host