

US Tech Test Report:
FCC ID:
IC:
Test Report Number:
Issue Date:
Customer:
Model:

FCC Part 15 and IC RSS Certification
SM6-MINODE-M
9235A-MINODE
16-0118
July 25, 2016
Mueller Systems, LLC
DCOM4-LP

INTERNAL PHOTOGRAPHS




Photo 1. Top of EUT PCB with Module Shield Removed

US Tech Test Report:
FCC ID:
IC:
Test Report Number:
Issue Date:
Customer:
Model:

FCC Part 15 and IC RSS Certification
SM6-MINODE-M
9235A-MINODE
16-0118
July 25, 2016
Mueller Systems, LLC
DCOM4-LP




Photo 2. Top of EUT PCB without Module Shield Frame, Showing Holes are Less than 3mm

US Tech Test Report:
FCC ID:
IC:
Test Report Number:
Issue Date:
Customer:
Model:

FCC Part 15 and IC RSS Certification
SM6-MINODE-M
9235A-MINODE
16-0118
July 25, 2016
Mueller Systems, LLC
DCOM4-LP




Photo 3. Bottom of EUT PCB without Module Shield Frame, Showing Holes are Less than 3mm