



Attachment 1: EUT Test Setup Photographs

Front View of Radiated Test (Antenna No.1)



Back View of Radiated Test (Antenna No.1)



Front View of Radiated Test (Antenna No.17)



Back View of Radiated Test (Antenna No.17)




Front View of Radiated Test (Antenna No.31)



Back View of Radiated Test (Antenna No.31)




Front View of Radiated Test (Antenna No.32)



Back View of Radiated Test (Antenna No.32)



Front View of Radiated Test (Antenna No.33)




Back View of Radiated Test (Antenna No.33)



Front View of Radiated Test (Horn) (Antenna No.1)




Back View of Radiated Test (Horn) (Antenna No.1)



Front View of Radiated Test (Horn) (Antenna No.17)




Back View of Radiated Test (Horn) (Antenna No.17)



Front View of Radiated Test (Horn) (Antenna No.31)




Back View of Radiated Test (Horn) (Antenna No.31)



Front View of Radiated Test (Horn) (Antenna No.32)




Back View of Radiated Test (Horn) (Antenna No.32)



Front View of Radiated Test (Horn) (Antenna No.33)




Back View of Radiated Test (Horn) (Antenna No.33)



Front View of Radiated Test (Horn) (Antenna No.1)




Back View of Radiated Test (Horn) (Antenna No.1)



Front View of Radiated Test (Horn) (Antenna No.17)




Back View of Radiated Test (Horn) (Antenna No.17)



Front View of Radiated Test (Horn) (Antenna No.31)




Back View of Radiated Test (Horn) (Antenna No.31)



Front View of Radiated Test (Horn) (Antenna No.32)



Back View of Radiated Test (Horn) (Antenna No.32)



Front View of Radiated Test (Horn) (Antenna No.33)



Back View of Radiated Test (Horn) (Antenna No.33)

