


Appendix F. Test Setup Photograph

Antenna Type: Panel
DC Power Supply mode


Front View of AC Power Line Conducted Emission Test



Back View of AC Power Line Conducted Emission Test



Radiated Test




PoE mode


Front View of AC Power Line Conducted Emission Test




Back View of AC Power Line Conducted Emission Test




Radiated Test



Radiated Test (Horn)



Radiated Test (Horn)




Antenna Type: Dipole
DC Power Supply mode


Front View of AC Power Line Conducted Emission Test



Back View of AC Power Line Conducted Emission Test




Radiated Test




PoE mode


Front View of AC Power Line Conducted Emission Test




Back View of AC Power Line Conducted Emission Test



Radiated Test



Radiated Test (Horn)



Radiated Test (Horn)

