

## Appendix G. Test Setup Photograph

Antenna Type: Panel

DC Power Supply mode


Front View of AC Power Line Conducted Emission Test



Back View of AC Power Line Conducted Emission Test



### Radiated Test




**PoE mode**

Front View of AC Power Line Conducted Emission Test




Back View of AC Power Line Conducted Emission Test






### Radiated Test



### Radiated Test (Horn)




**Antenna Type: Dipole**  
**DC Power Supply mode**


Front View of AC Power Line Conducted Emission Test



Back View of AC Power Line Conducted Emission Test




## Radiated Test






**PoE mode**


Front View of AC Power Line Conducted Emission Test



Back View of AC Power Line Conducted Emission Test



### Radiated Test



### Radiated Test (Horn)

