

Appendix G. Test Setup Photograph


Antenna Type: Panel

For DC Power Supply


Front View of AC Power Line Conducted Emission Test




Back View of AC Power Line Conducted Emission Test



Radiated Test



Radiated Test (Horn)




For PoE


Front View of AC Power Line Conducted Emission Test



Back View of AC Power Line Conducted Emission Test



Radiated Test




Antenna Type: Dipole
For DC Power Supply

Front View of AC Power Line Conducted Emission Test




Back View of AC Power Line Conducted Emission Test



Radiated Test



Radiated Test (Horn)




For PoE

Front View of AC Power Line Conducted Emission Test



Back View of AC Power Line Conducted Emission Test



Radiated Test

