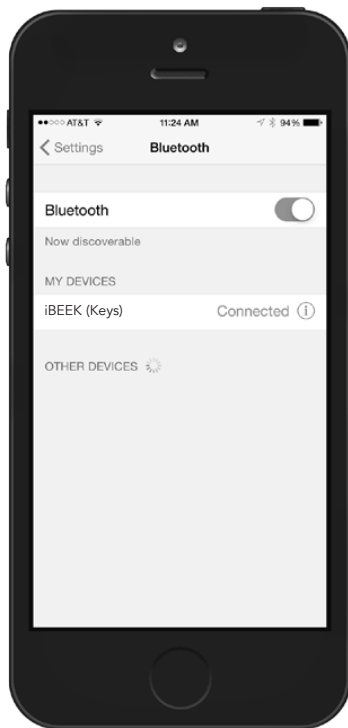


1



Settings




Go to your device's "Settings" and turn bluetooth "ON"


2



App Store



Play Store



Download the "Bluvision" App to your device

3



Bluvision



Launch Bluvision App and select "Pair new beacon"

4

BEEKs Long Range Placement



Place BEEKs Long Range anywhere to make it discoverable

5

How to find your BEEKs Long Range



Select "Radar" and an item

FCC Statement

This device complies with Part 15 of the FCC Rules. Operation is subject to the following two conditions:

- (1) This device may not cause harmful interference, and
- (2) this device must accept any interference received, including interference that may cause undesired operation.

Changes or modifications not expressly approved by the party responsible for compliance could void the user's authority to operate the equipment.

FCC ID: SL6-BVLRANGE

CE:  

SUPPORT

CAUTION!

Risk of explosion if battery is replaced by an incorrect type.
Dispose of used batteries according to the instructions.

NEED HELP?

Support Center with Videos
<http://support.bluvision.com>

— or —

Call: 1-866-777-7210
9 AM – 5 PM Mon – Fri EST

— or —

customers@bluvision.com