

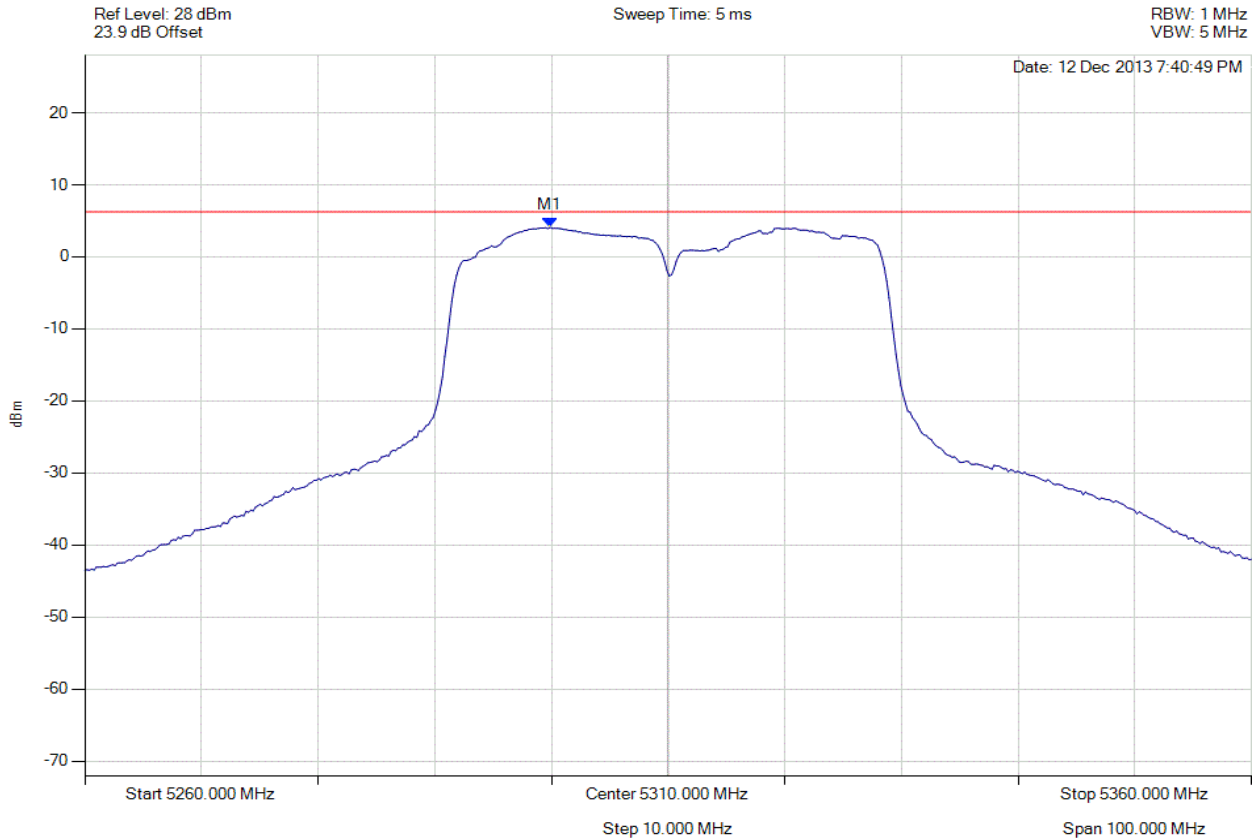


Title: Xirrus Inc. XI-AC1300, XI-AC867 (DFS Bands)
To: FCC 47 CFR Part 15.407 & IC RSS-210
Serial #: XIRR04-U8 Rev A
Issue Date: 22nd September 2014
Page: 367 of 492



PEAK POWER SPECTRAL DENSITY

Variant: 802.11n HT-40, Channel: 5310.00 MHz, Chain a, Temp: Ambient, Voltage: 56 Vdc



Analyser Setup	Marker : Frequency : Amplitude	Test Results
Detector = RMS Sweep Count = 100 RF Atten (dB) = 20 Trace Mode = VIEW	M1 : 5299.880 MHz : 4.086 dBm	Limit: ≤ 6.229 dBm Margin: -2.14 dB

[Back to the Matrix](#)

This test report may be reproduced in full only. The document may only be updated by MiCOM Labs personnel. Any changes will be noted in the Document History section of the report.

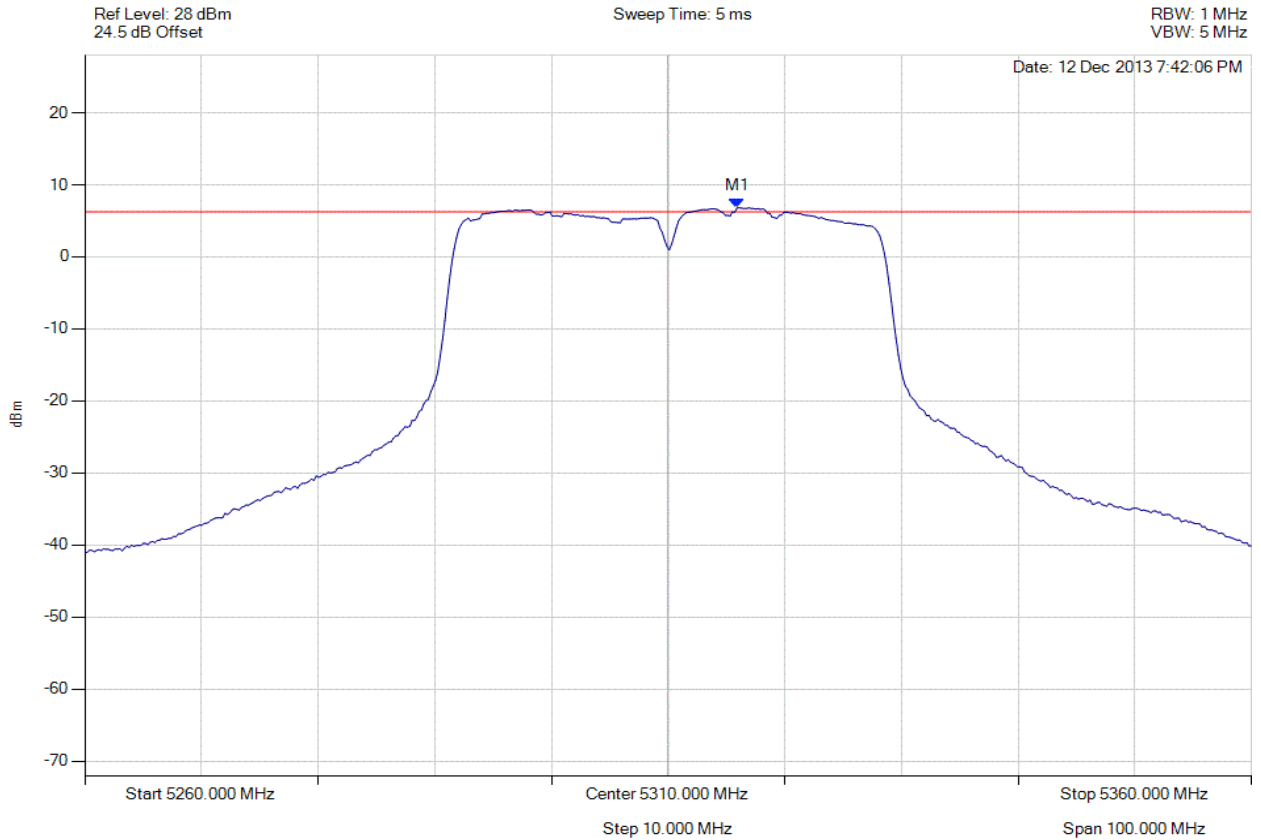


Title: Xirrus Inc. XI-AC1300, XI-AC867 (DFS Bands)
To: FCC 47 CFR Part 15.407 & IC RSS-210
Serial #: XIRR04-U8 Rev A
Issue Date: 22nd September 2014
Page: 368 of 492



PEAK POWER SPECTRAL DENSITY

Variant: 802.11n HT-40, Channel: 5310.00 MHz, Chain b, Temp: Ambient, Voltage: 56 Vdc



Analyser Setup	Marker : Frequency : Amplitude	Test Results
Detector = RMS Sweep Count = 100 RF Atten (dB) = 20 Trace Mode = VIEW	M1 : 5315.912 MHz : 6.800 dBm	Limit: ≤ 6.229 dBm Margin: 0.57 dB

[Back to the Matrix](#)

This test report may be reproduced in full only. The document may only be updated by MiCOM Labs personnel. Any changes will be noted in the Document History section of the report.

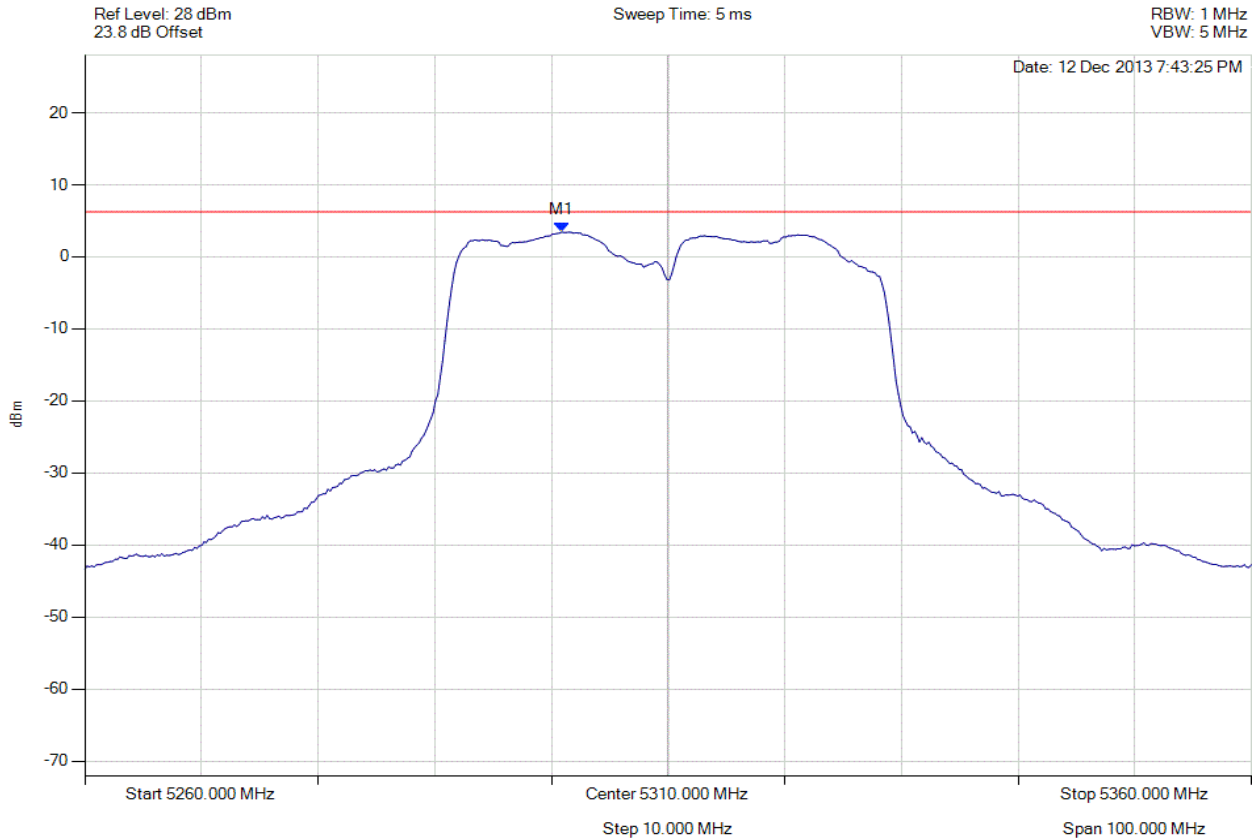


Title: Xirrus Inc. XI-AC1300, XI-AC867 (DFS Bands)
To: FCC 47 CFR Part 15.407 & IC RSS-210
Serial #: XIRR04-U8 Rev A
Issue Date: 22nd September 2014
Page: 369 of 492



PEAK POWER SPECTRAL DENSITY

Variant: 802.11n HT-40, Channel: 5310.00 MHz, Chain c, Temp: Ambient, Voltage: 56 Vdc



Analyser Setup	Marker : Frequency : Amplitude	Test Results
Detector = RMS Sweep Count = 100 RF Atten (dB) = 20 Trace Mode = VIEW	M1 : 5300.882 MHz : 3.432 dBm	Limit: ≤ 6.229 dBm Margin: -2.80 dB

[Back to the Matrix](#)

This test report may be reproduced in full only. The document may only be updated by MiCOM Labs personnel. Any changes will be noted in the Document History section of the report.

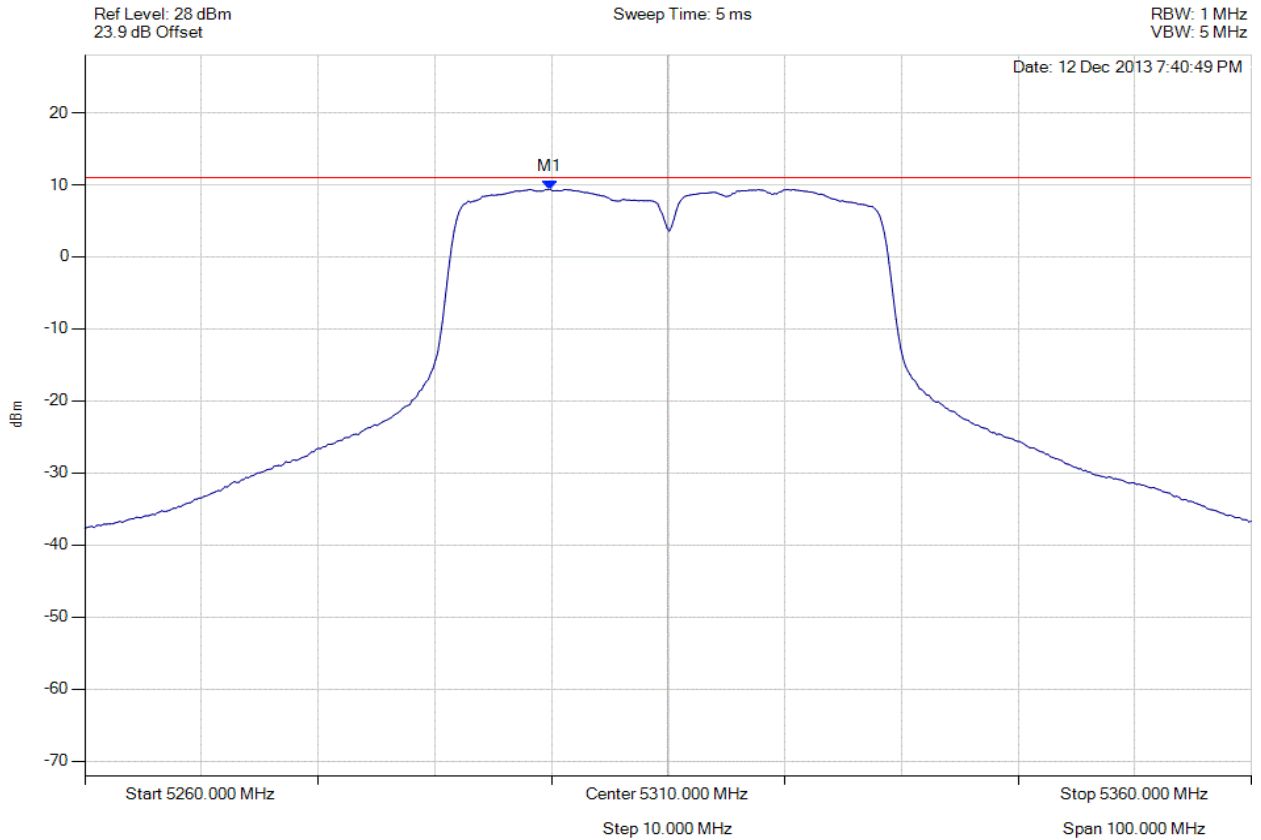


Title: Xirrus Inc. XI-AC1300, XI-AC867 (DFS Bands)
To: FCC 47 CFR Part 15.407 & IC RSS-210
Serial #: XIRR04-U8 Rev A
Issue Date: 22nd September 2014
Page: 370 of 492



PEAK POWER SPECTRAL DENSITY

Variant: 802.11n HT-40, Channel: 5310.00 MHz, SUM, Temp: Ambient, Voltage: 56 Vdc



Analyser Setup	Marker : Frequency : Amplitude	Test Results
Detector = RMS Sweep Count = 100 RF Atten (dB) = 20 Trace Mode = VIEW	M1 : 5299.880 MHz : 9.384 dBm	Limit: ≤ 11.0 dBm Margin: -1.6 dB

[Back to the Matrix](#)

This test report may be reproduced in full only. The document may only be updated by MiCOM Labs personnel. Any changes will be noted in the Document History section of the report.

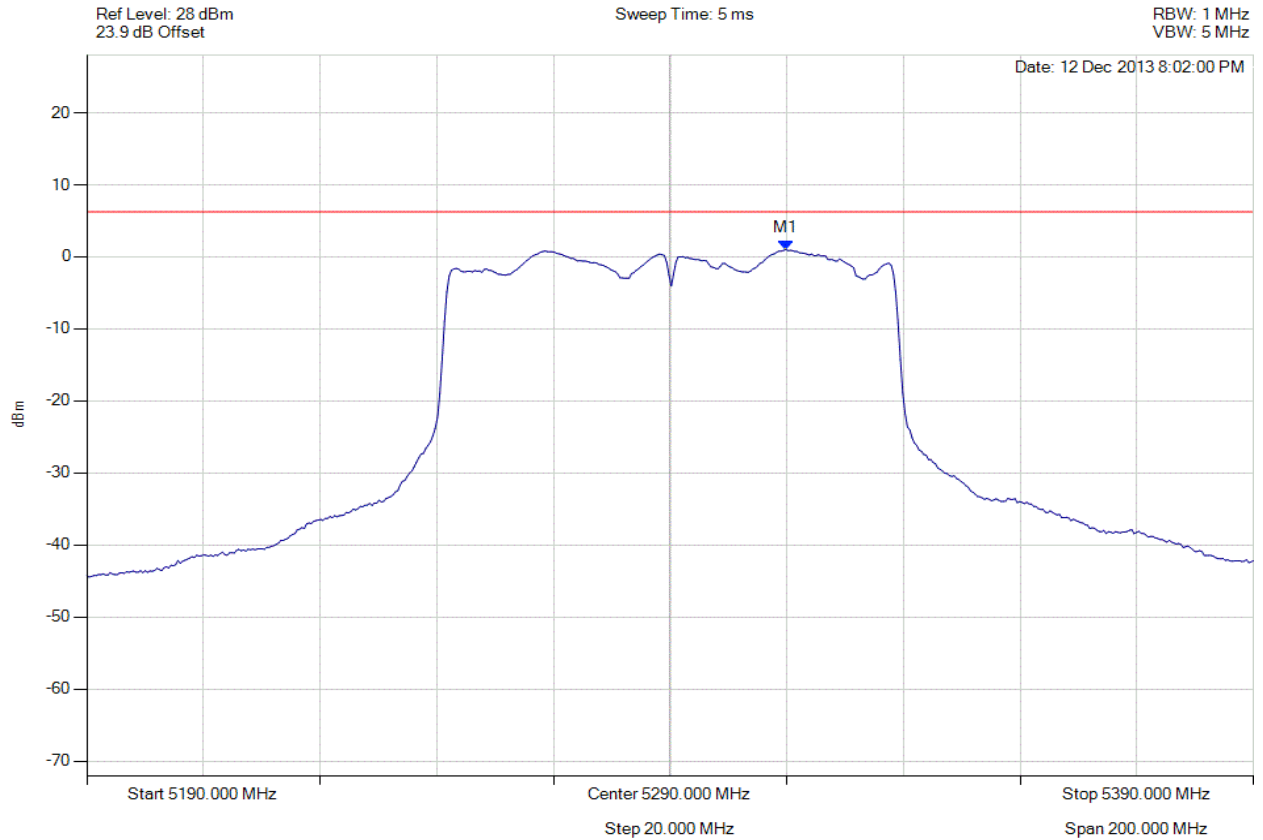


Title: Xirrus Inc. XI-AC1300, XI-AC867 (DFS Bands)
To: FCC 47 CFR Part 15.407 & IC RSS-210
Serial #: XIRR04-U8 Rev A
Issue Date: 22nd September 2014
Page: 371 of 492



PEAK POWER SPECTRAL DENSITY

Variant: 802.11ac-80, Channel: 5290.00 MHz, Chain a, Temp: Ambient, Voltage: 56 Vdc



Analyser Setup	Marker : Frequency : Amplitude	Test Results
Detector = RMS Sweep Count = 100 RF Atten (dB) = 20 Trace Mode = VIEW	M1 : 5309.840 MHz : 1.010 dBm	Limit: ≤ 6.229 dBm Margin: -5.22 dB

[Back to the Matrix](#)

This test report may be reproduced in full only. The document may only be updated by MiCOM Labs personnel. Any changes will be noted in the Document History section of the report.

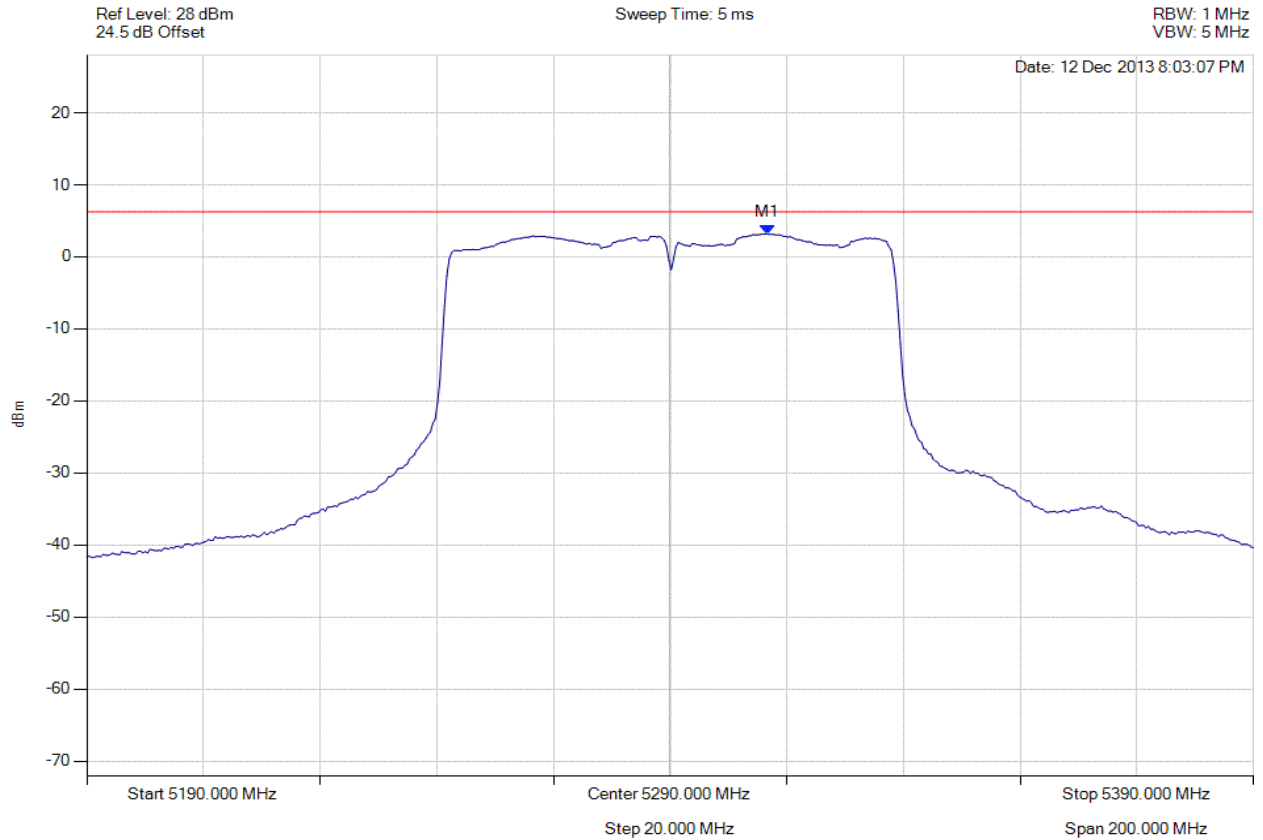


Title: Xirrus Inc. XI-AC1300, XI-AC867 (DFS Bands)
To: FCC 47 CFR Part 15.407 & IC RSS-210
Serial #: XIRR04-U8 Rev A
Issue Date: 22nd September 2014
Page: 372 of 492



PEAK POWER SPECTRAL DENSITY

Variant: 802.11ac-80, Channel: 5290.00 MHz, Chain b, Temp: Ambient, Voltage: 56 Vdc



Analyser Setup	Marker : Frequency : Amplitude	Test Results
Detector = RMS Sweep Count = 100 RF Atten (dB) = 20 Trace Mode = VIEW	M1 : 5306.633 MHz : 3.182 dBm	Limit: ≤ 6.229 dBm Margin: -3.05 dB

[Back to the Matrix](#)

This test report may be reproduced in full only. The document may only be updated by MiCOM Labs personnel. Any changes will be noted in the Document History section of the report.

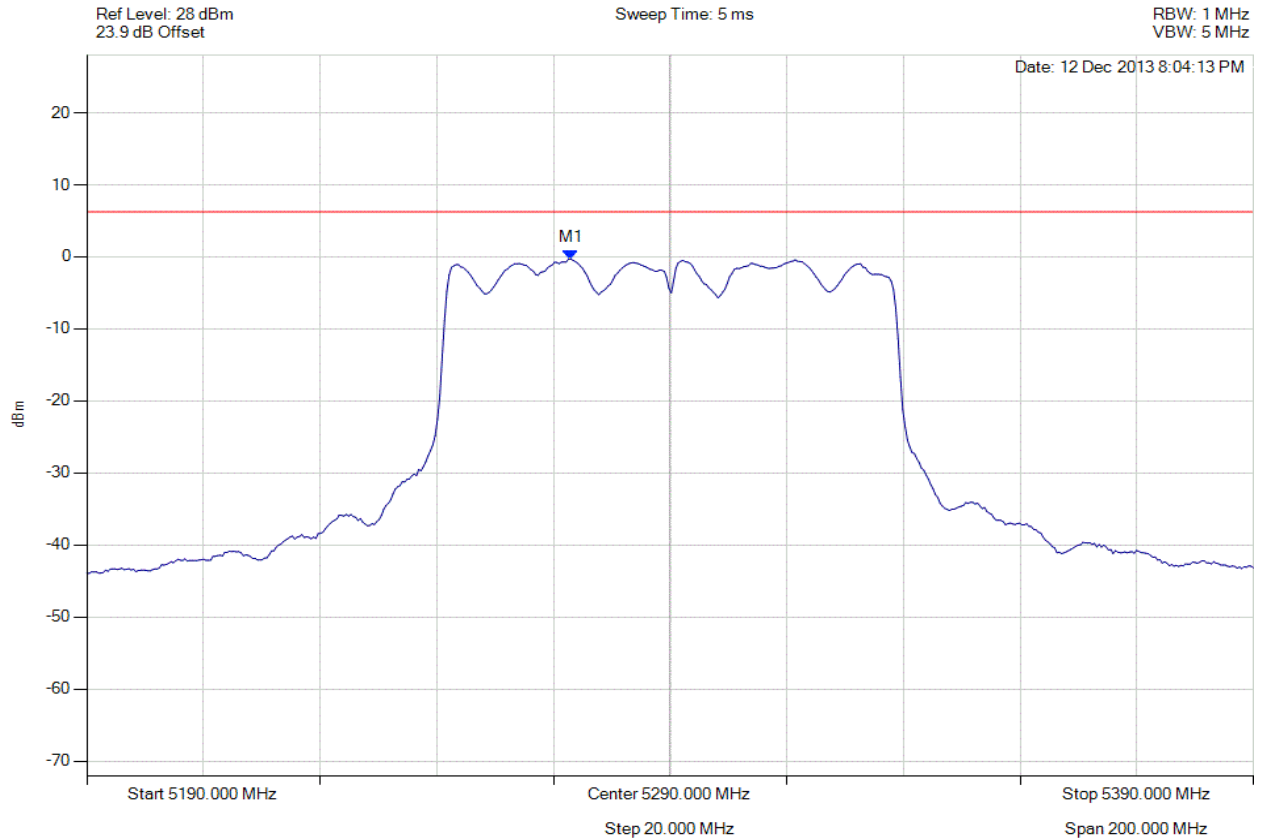


Title: Xirrus Inc. XI-AC1300, XI-AC867 (DFS Bands)
To: FCC 47 CFR Part 15.407 & IC RSS-210
Serial #: XIRR04-U8 Rev A
Issue Date: 22nd September 2014
Page: 373 of 492



PEAK POWER SPECTRAL DENSITY

Variant: 802.11ac-80, Channel: 5290.00 MHz, Chain c, Temp: Ambient, Voltage: 56 Vdc



Analyser Setup	Marker : Frequency : Amplitude	Test Results
Detector = RMS Sweep Count = 100 RF Atten (dB) = 20 Trace Mode = VIEW	M1 : 5272.966 MHz : -0.309 dBm	Limit: ≤ 6.229 dBm Margin: 6.54 dB

[Back to the Matrix](#)

This test report may be reproduced in full only. The document may only be updated by MiCOM Labs personnel. Any changes will be noted in the Document History section of the report.

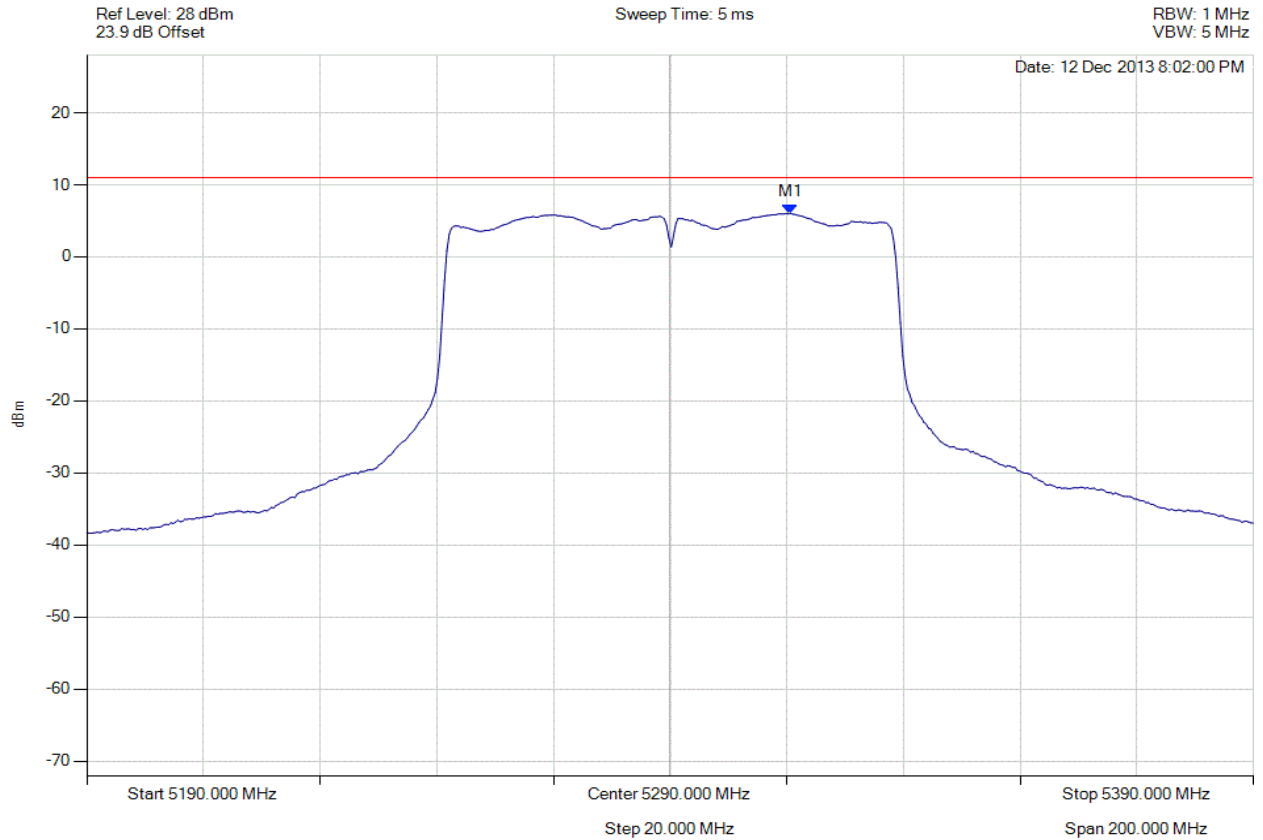


Title: Xirrus Inc. XI-AC1300, XI-AC867 (DFS Bands)
To: FCC 47 CFR Part 15.407 & IC RSS-210
Serial #: XIRR04-U8 Rev A
Issue Date: 22nd September 2014
Page: 374 of 492



PEAK POWER SPECTRAL DENSITY

Variant: 802.11ac-80, Channel: 5290.00 MHz, SUM, Temp: Ambient, Voltage: 56 Vdc



Analyser Setup	Marker : Frequency : Amplitude	Test Results
Detector = RMS Sweep Count = 100 RF Atten (dB) = 20 Trace Mode = VIEW	M1 : 5310.641 MHz : 6.014 dBm	Limit: ≤ 11.0 dBm Margin: -5.0 dB

[Back to the Matrix](#)

This test report may be reproduced in full only. The document may only be updated by MiCOM Labs personnel. Any changes will be noted in the Document History section of the report.

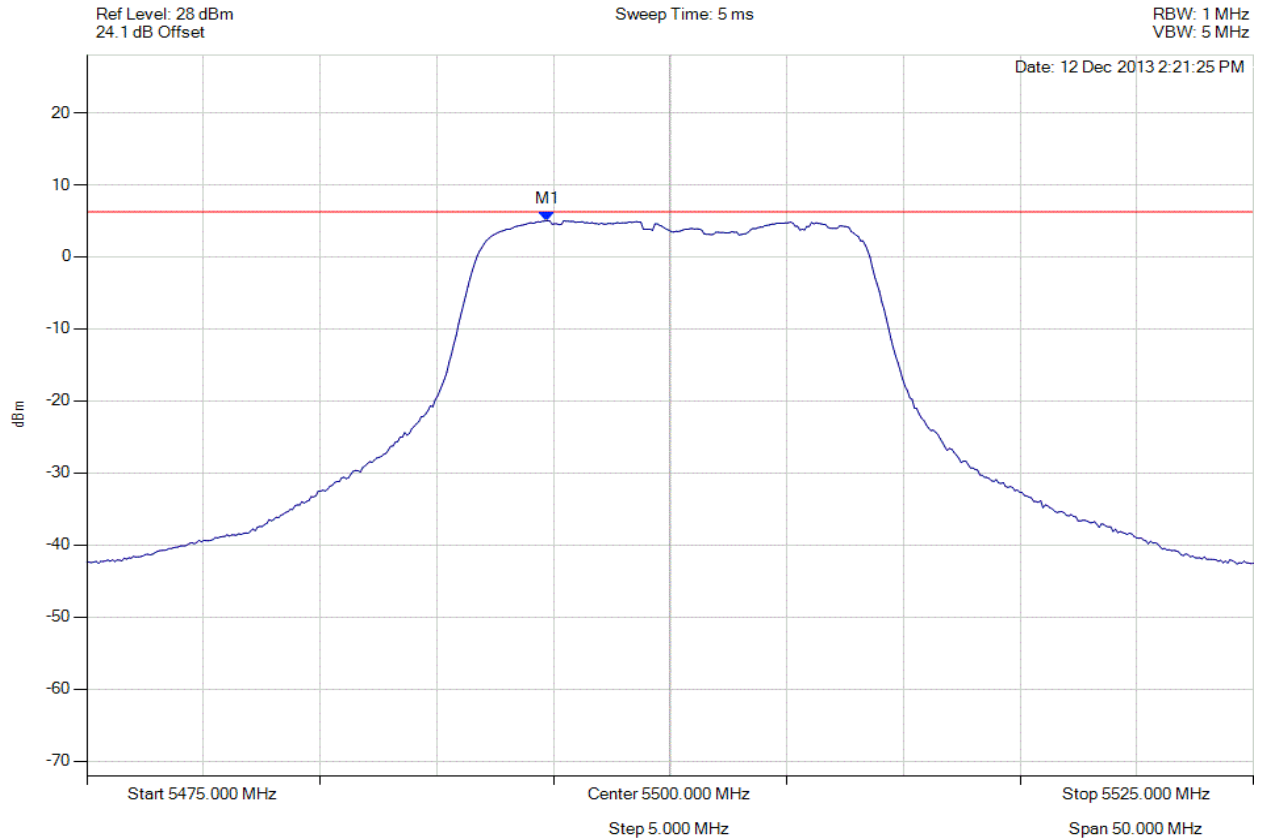


Title: Xirrus Inc. XI-AC1300, XI-AC867 (DFS Bands)
To: FCC 47 CFR Part 15.407 & IC RSS-210
Serial #: XIRR04-U8 Rev A
Issue Date: 22nd September 2014
Page: 375 of 492



PEAK POWER SPECTRAL DENSITY

Variant: 802.11a, Channel: 5500.00 MHz, Chain a, Temp: Ambient, Voltage: 56 Vdc



Analyser Setup	Marker : Frequency : Amplitude	Test Results
Detector = RMS Sweep Count = 100 RF Atten (dB) = 20 Trace Mode = VIEW	M1 : 5494.739 MHz : 5.021 dBm	Limit: ≤ 6.229 dBm Margin: -1.21 dB

[Back to the Matrix](#)

This test report may be reproduced in full only. The document may only be updated by MiCOM Labs personnel. Any changes will be noted in the Document History section of the report.

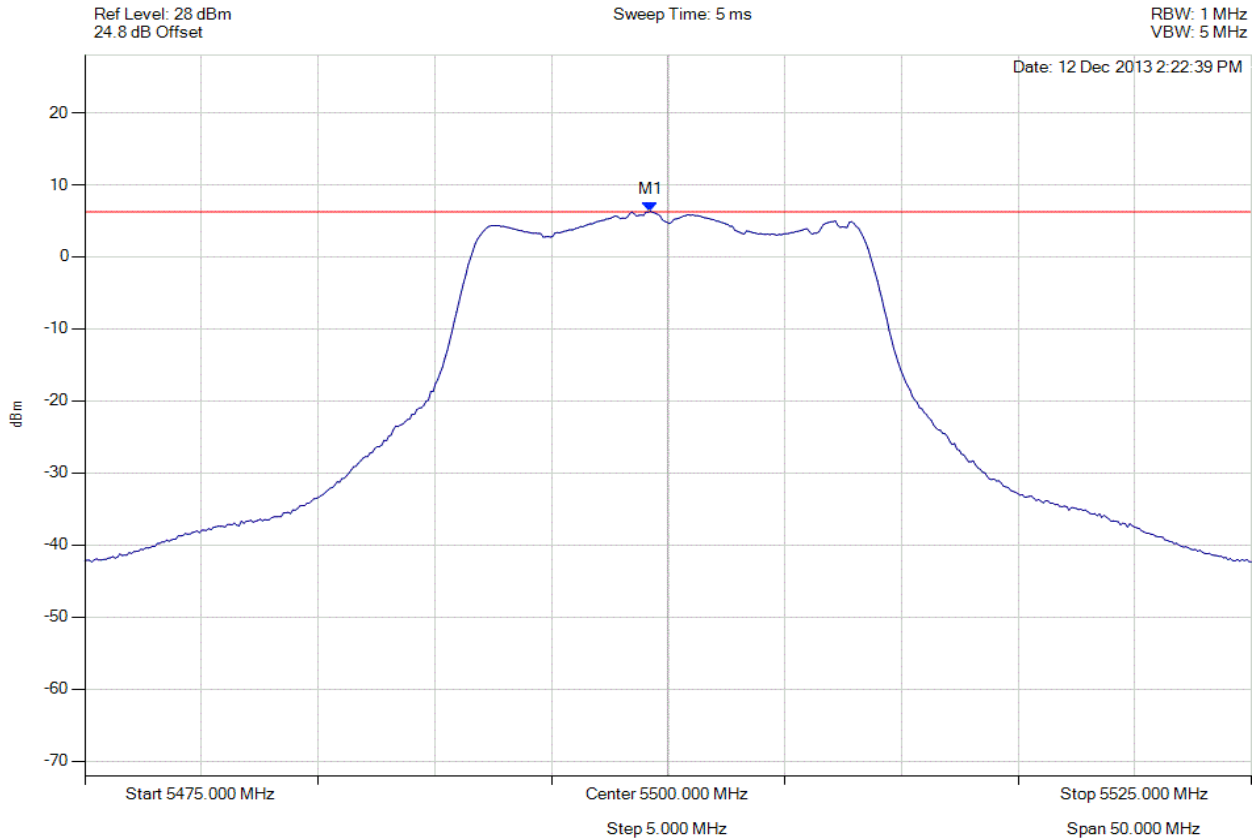


Title: Xirrus Inc. XI-AC1300, XI-AC867 (DFS Bands)
To: FCC 47 CFR Part 15.407 & IC RSS-210
Serial #: XIRR04-U8 Rev A
Issue Date: 22nd September 2014
Page: 376 of 492



PEAK POWER SPECTRAL DENSITY

Variant: 802.11a, Channel: 5500.00 MHz, Chain b, Temp: Ambient, Voltage: 56 Vdc



Analyser Setup	Marker : Frequency : Amplitude	Test Results
Detector = RMS Sweep Count = 100 RF Atten (dB) = 20 Trace Mode = VIEW	M1 : 5499.248 MHz : 6.317 dBm	Limit: ≤ 6.229 dBm Margin: 0.09 dB

[Back to the Matrix](#)

This test report may be reproduced in full only. The document may only be updated by MiCOM Labs personnel. Any changes will be noted in the Document History section of the report.

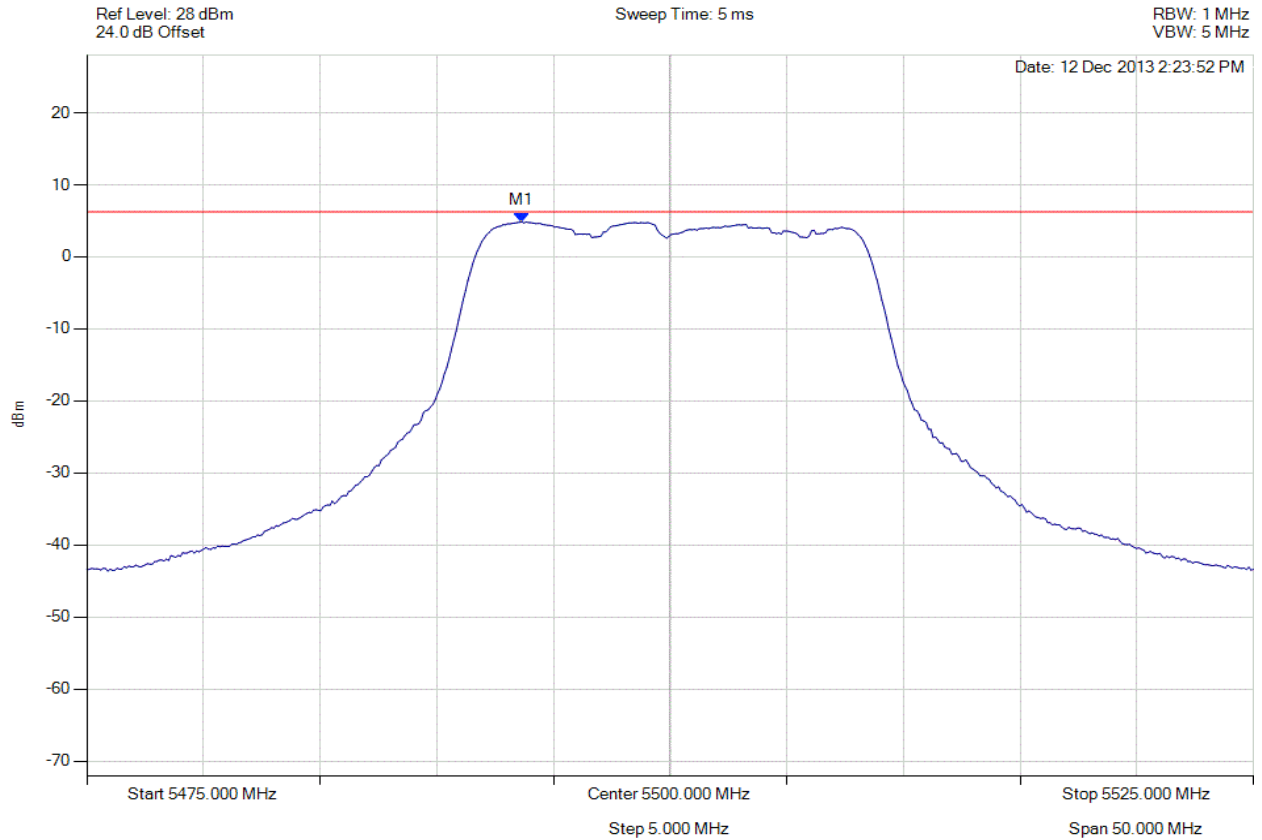


Title: Xirrus Inc. XI-AC1300, XI-AC867 (DFS Bands)
To: FCC 47 CFR Part 15.407 & IC RSS-210
Serial #: XIRR04-U8 Rev A
Issue Date: 22nd September 2014
Page: 377 of 492



PEAK POWER SPECTRAL DENSITY

Variant: 802.11a, Channel: 5500.00 MHz, Chain c, Temp: Ambient, Voltage: 56 Vdc



Analyser Setup	Marker : Frequency : Amplitude	Test Results
Detector = RMS Sweep Count = 100 RF Atten (dB) = 20 Trace Mode = VIEW	M1 : 5493.637 MHz : 4.869 dBm	Limit: ≤ 6.229 dBm Margin: -1.36 dB

[Back to the Matrix](#)

This test report may be reproduced in full only. The document may only be updated by MiCOM Labs personnel. Any changes will be noted in the Document History section of the report.

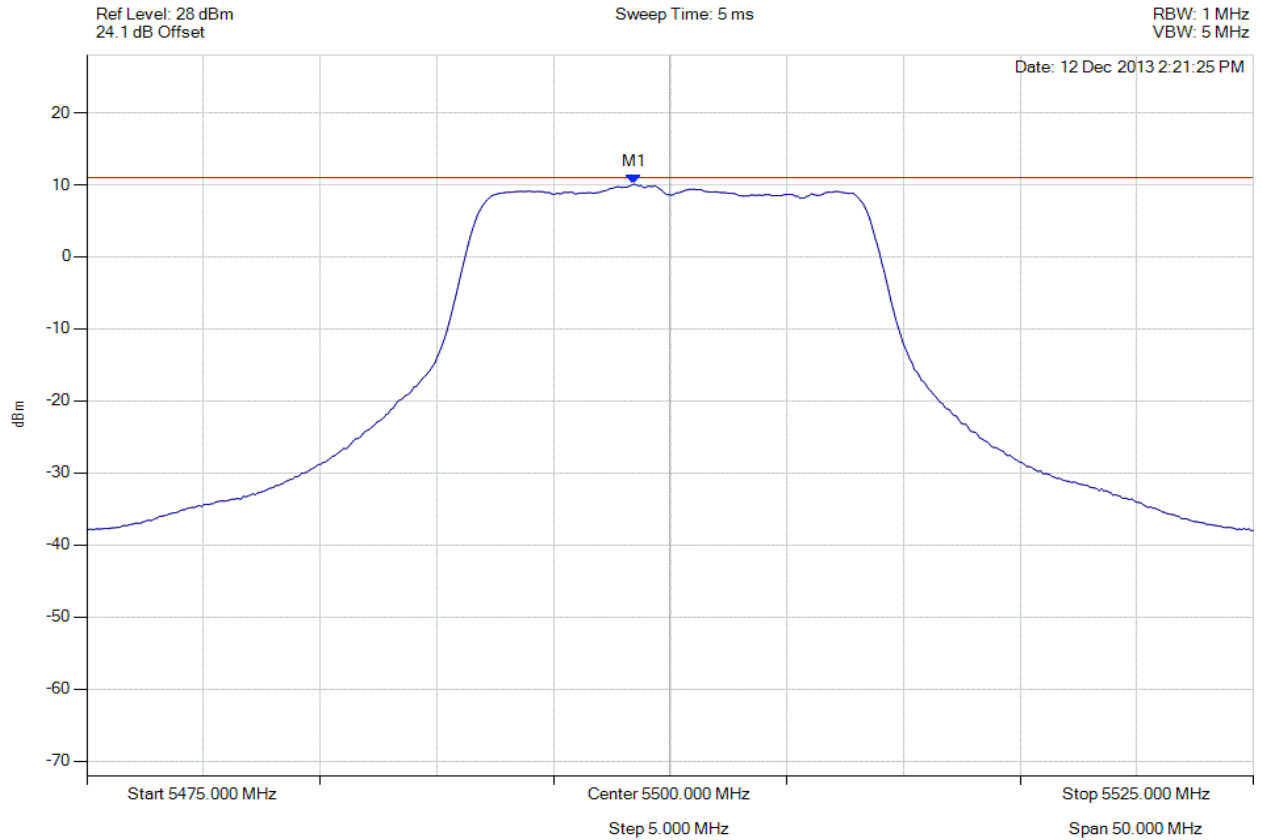


Title: Xirrus Inc. XI-AC1300, XI-AC867 (DFS Bands)
To: FCC 47 CFR Part 15.407 & IC RSS-210
Serial #: XIRR04-U8 Rev A
Issue Date: 22nd September 2014
Page: 378 of 492



PEAK POWER SPECTRAL DENSITY

Variant: 802.11a, Channel: 5500.00 MHz, SUM, Temp: Ambient, Voltage: 56 Vdc



Analyser Setup	Marker : Frequency : Amplitude	Test Results
Detector = RMS Sweep Count = 100 RF Atten (dB) = 20 Trace Mode = VIEW	M1 : 5498.447 MHz : 10.084 dBm	Limit: ≤ 11.0 dBm Margin: -0.9 dB

[Back to the Matrix](#)

This test report may be reproduced in full only. The document may only be updated by MiCOM Labs personnel. Any changes will be noted in the Document History section of the report.

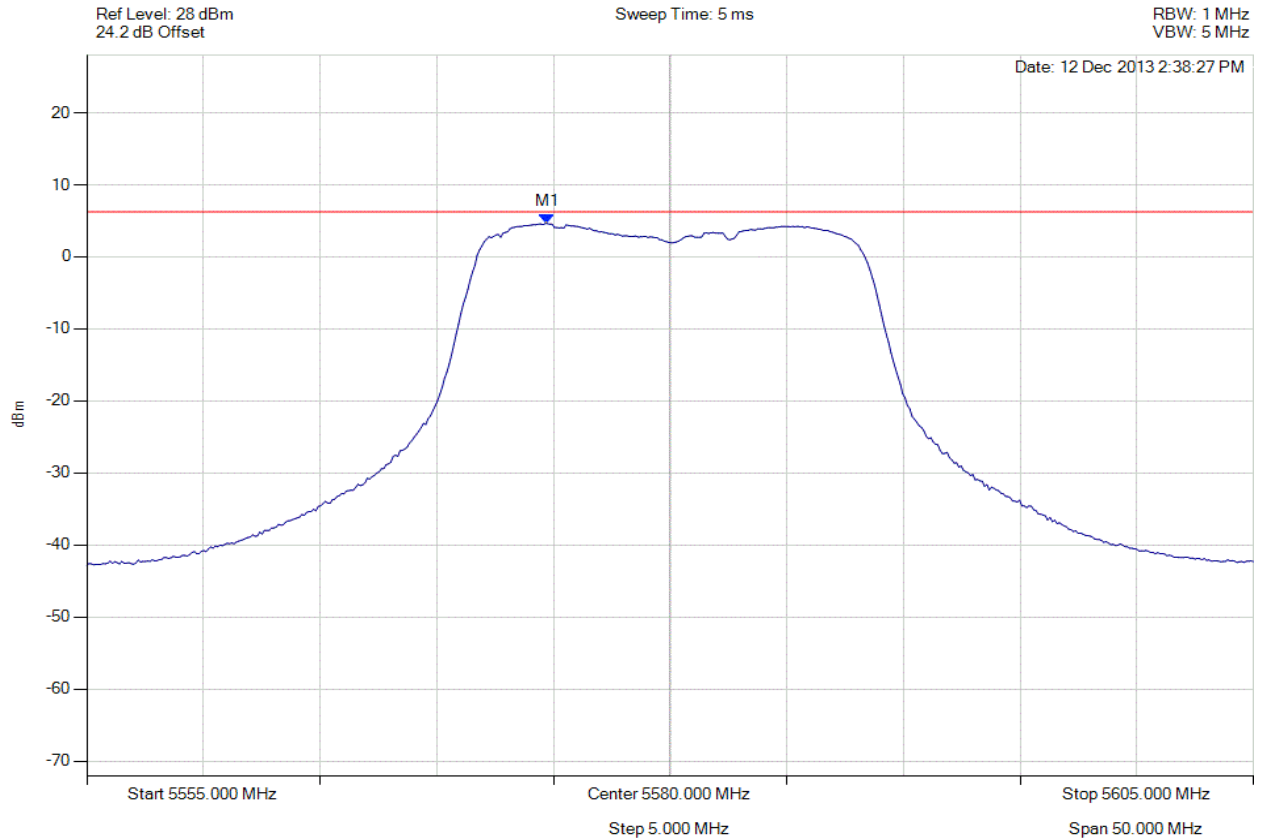


Title: Xirrus Inc. XI-AC1300, XI-AC867 (DFS Bands)
To: FCC 47 CFR Part 15.407 & IC RSS-210
Serial #: XIRR04-U8 Rev A
Issue Date: 22nd September 2014
Page: 379 of 492



PEAK POWER SPECTRAL DENSITY

Variant: 802.11a, Channel: 5580.00 MHz, Chain a, Temp: Ambient, Voltage: 56 Vdc



Analyser Setup	Marker : Frequency : Amplitude	Test Results
Detector = RMS Sweep Count = 100 RF Atten (dB) = 20 Trace Mode = VIEW	M1 : 5574.739 MHz : 4.620 dBm	Limit: ≤ 6.229 dBm Margin: -1.61 dB

[Back to the Matrix](#)

This test report may be reproduced in full only. The document may only be updated by MiCOM Labs personnel. Any changes will be noted in the Document History section of the report.

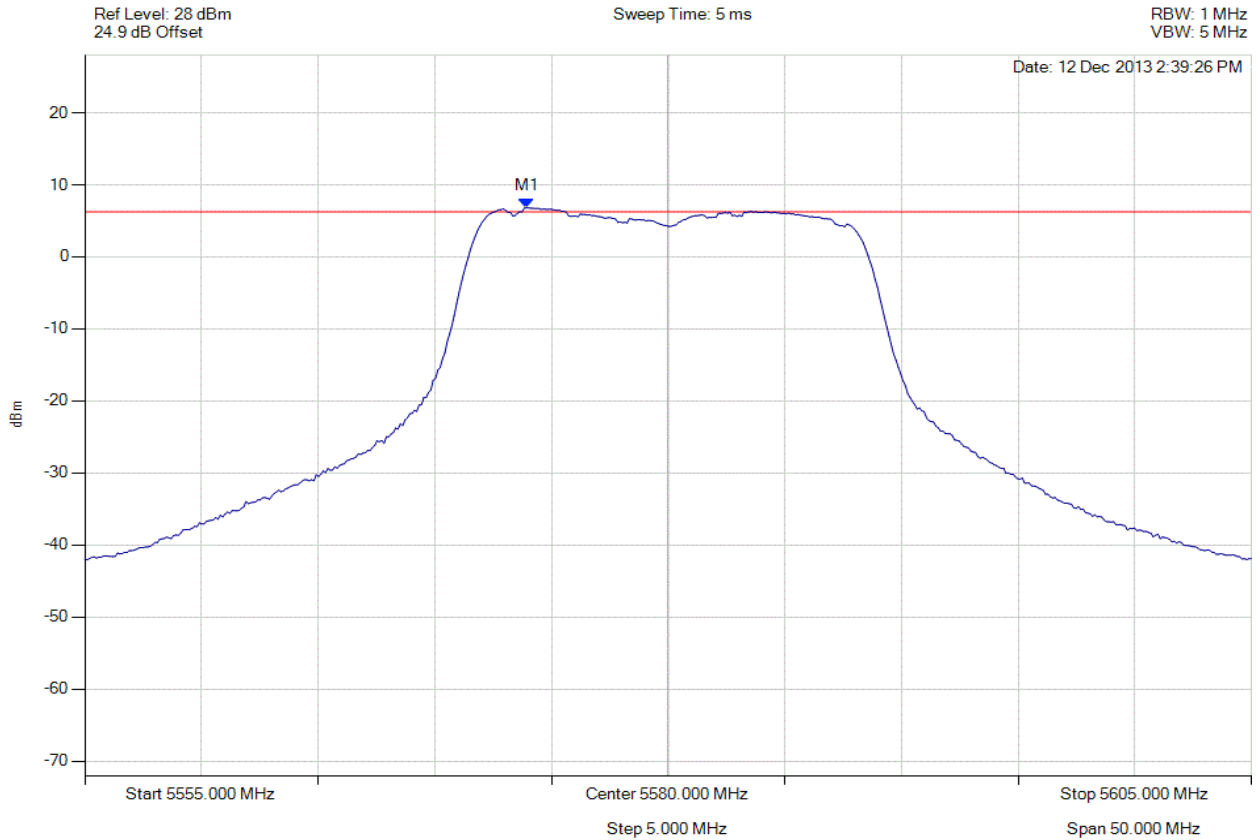


Title: Xirrus Inc. XI-AC1300, XI-AC867 (DFS Bands)
To: FCC 47 CFR Part 15.407 & IC RSS-210
Serial #: XIRR04-U8 Rev A
Issue Date: 22nd September 2014
Page: 380 of 492



PEAK POWER SPECTRAL DENSITY

Variant: 802.11a, Channel: 5580.00 MHz, Chain b, Temp: Ambient, Voltage: 56 Vdc



Analyser Setup	Marker : Frequency : Amplitude	Test Results
Detector = RMS Sweep Count = 100 RF Atten (dB) = 20 Trace Mode = VIEW	M1 : 5573.938 MHz : 6.810 dBm	Limit: ≤ 6.229 dBm Margin: 0.58 dB

[Back to the Matrix](#)

This test report may be reproduced in full only. The document may only be updated by MiCOM Labs personnel. Any changes will be noted in the Document History section of the report.

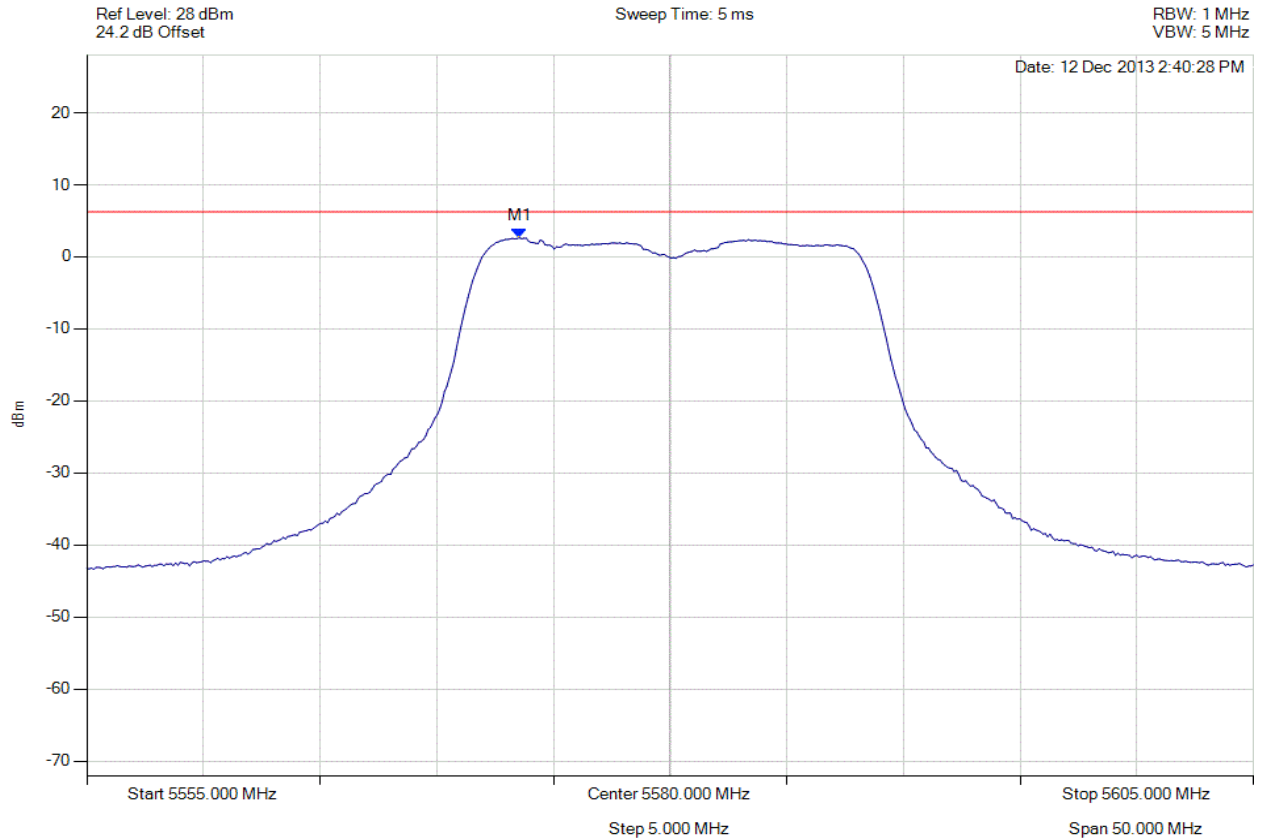


Title: Xirrus Inc. XI-AC1300, XI-AC867 (DFS Bands)
To: FCC 47 CFR Part 15.407 & IC RSS-210
Serial #: XIRR04-U8 Rev A
Issue Date: 22nd September 2014
Page: 381 of 492



PEAK POWER SPECTRAL DENSITY

Variant: 802.11a, Channel: 5580.00 MHz, Chain c, Temp: Ambient, Voltage: 56 Vdc



Analyser Setup	Marker : Frequency : Amplitude	Test Results
Detector = RMS Sweep Count = 100 RF Atten (dB) = 20 Trace Mode = VIEW	M1 : 5573.537 MHz : 2.619 dBm	Limit: ≤ 6.229 dBm Margin: -3.61 dB

[Back to the Matrix](#)

This test report may be reproduced in full only. The document may only be updated by MiCOM Labs personnel. Any changes will be noted in the Document History section of the report.

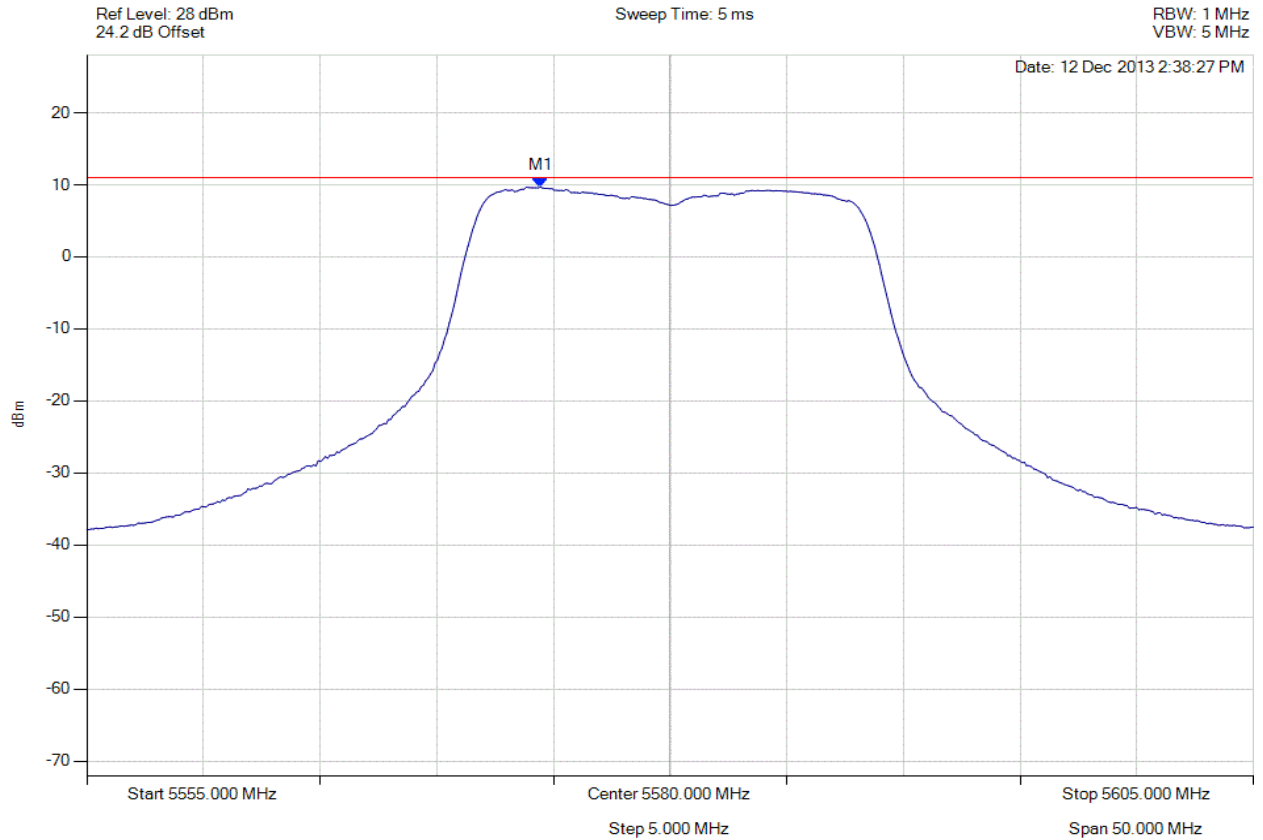


Title: Xirrus Inc. XI-AC1300, XI-AC867 (DFS Bands)
To: FCC 47 CFR Part 15.407 & IC RSS-210
Serial #: XIRR04-U8 Rev A
Issue Date: 22nd September 2014
Page: 382 of 492



PEAK POWER SPECTRAL DENSITY

Variant: 802.11a, Channel: 5580.00 MHz, SUM, Temp: Ambient, Voltage: 56 Vdc



Analyser Setup	Marker : Frequency : Amplitude	Test Results
Detector = RMS Sweep Count = 100 RF Atten (dB) = 20 Trace Mode = VIEW	M1 : 5574.439 MHz : 9.685 dBm	Limit: ≤ 11.0 dBm Margin: -1.3 dB

[Back to the Matrix](#)

This test report may be reproduced in full only. The document may only be updated by MiCOM Labs personnel. Any changes will be noted in the Document History section of the report.

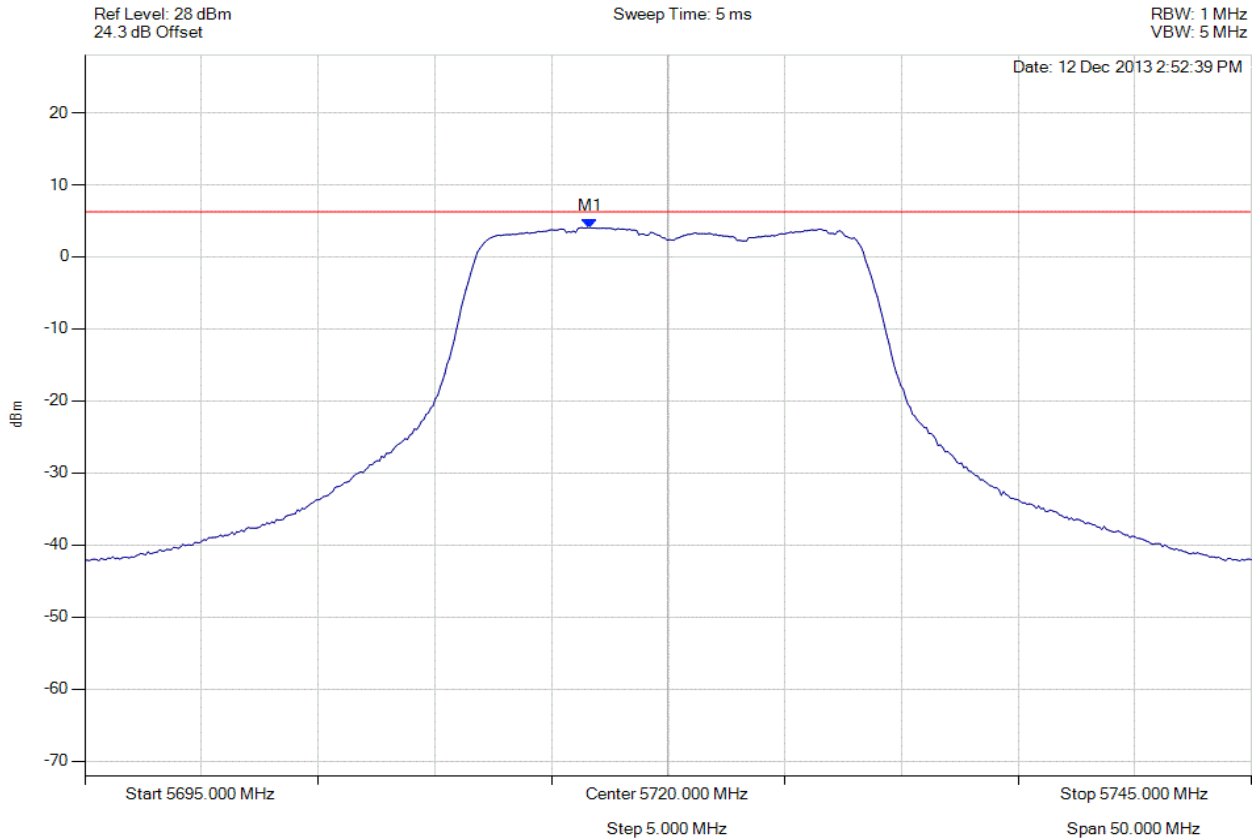


Title: Xirrus Inc. XI-AC1300, XI-AC867 (DFS Bands)
To: FCC 47 CFR Part 15.407 & IC RSS-210
Serial #: XIRR04-U8 Rev A
Issue Date: 22nd September 2014
Page: 383 of 492



PEAK POWER SPECTRAL DENSITY

Variant: 802.11a, Channel: 5720.00 MHz, Chain a, Temp: Ambient, Voltage: 56 Vdc



Analyser Setup	Marker : Frequency : Amplitude	Test Results
Detector = RMS Sweep Count = 100 RF Atten (dB) = 20 Trace Mode = VIEW	M1 : 5716.643 MHz : 4.038 dBm	Limit: ≤ 6.229 dBm Margin: -2.19 dB

[Back to the Matrix](#)

This test report may be reproduced in full only. The document may only be updated by MiCOM Labs personnel. Any changes will be noted in the Document History section of the report.

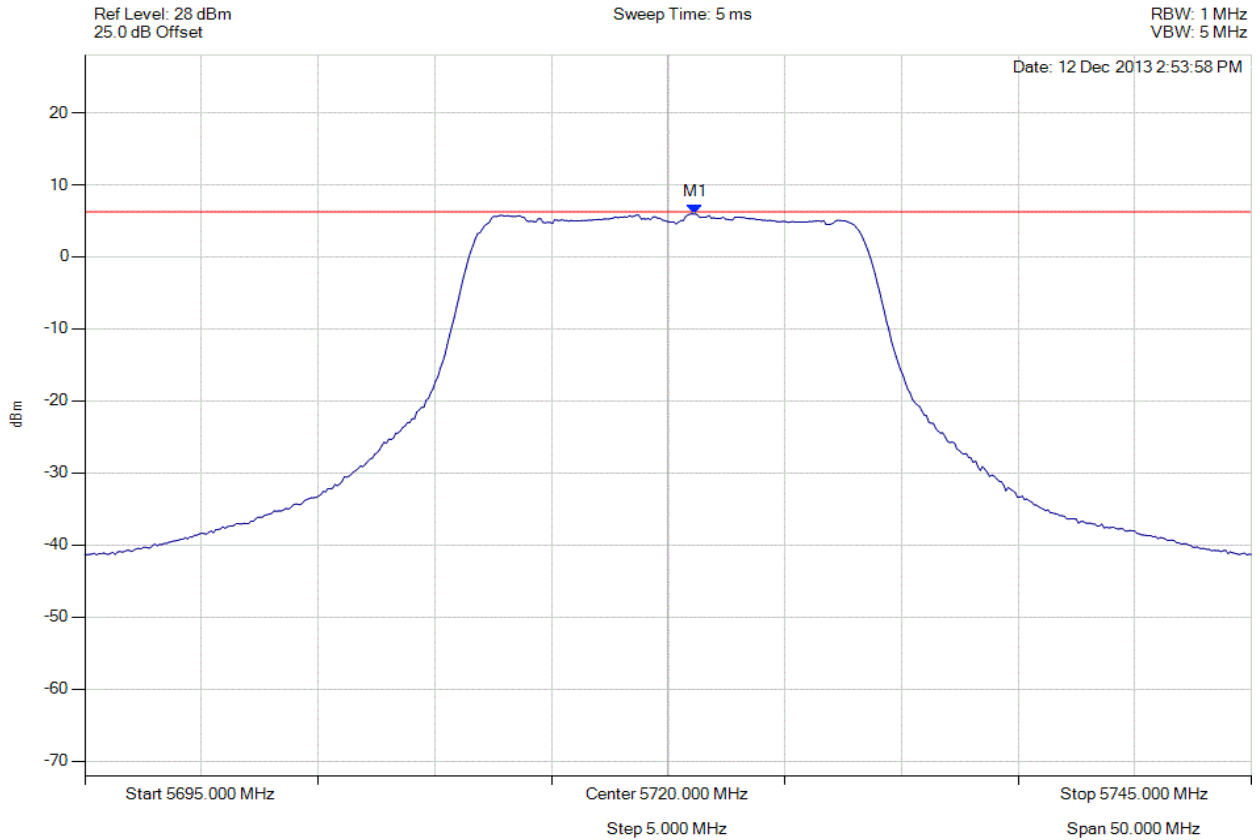


Title: Xirrus Inc. XI-AC1300, XI-AC867 (DFS Bands)
To: FCC 47 CFR Part 15.407 & IC RSS-210
Serial #: XIRR04-U8 Rev A
Issue Date: 22nd September 2014
Page: 384 of 492



PEAK POWER SPECTRAL DENSITY

Variant: 802.11a, Channel: 5720.00 MHz, Chain b, Temp: Ambient, Voltage: 56 Vdc



Analyser Setup	Marker : Frequency : Amplitude	Test Results
Detector = RMS Sweep Count = 100 RF Atten (dB) = 20 Trace Mode = VIEW	M1 : 5721.152 MHz : 5.957 dBm	Limit: ≤ 6.229 dBm Margin: -0.27 dB

[Back to the Matrix](#)

This test report may be reproduced in full only. The document may only be updated by MiCOM Labs personnel. Any changes will be noted in the Document History section of the report.

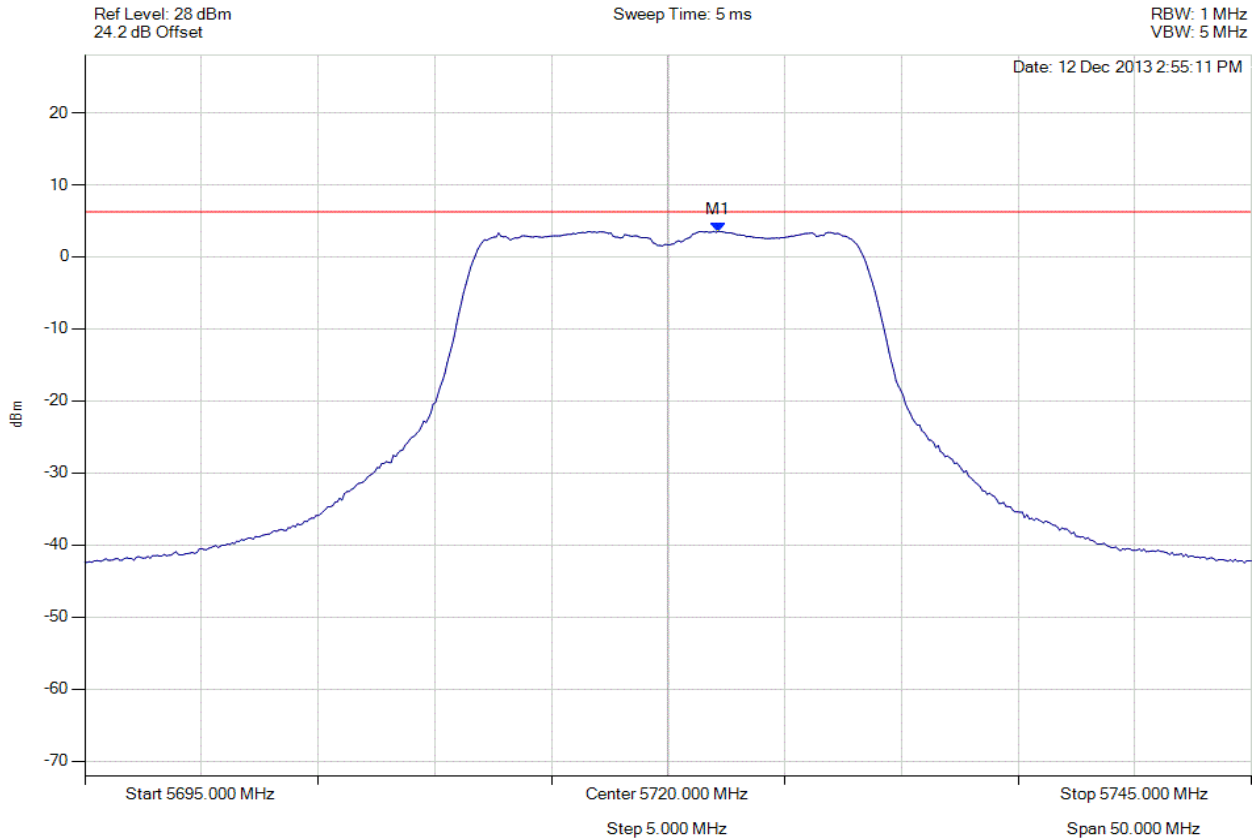


Title: Xirrus Inc. XI-AC1300, XI-AC867 (DFS Bands)
To: FCC 47 CFR Part 15.407 & IC RSS-210
Serial #: XIRR04-U8 Rev A
Issue Date: 22nd September 2014
Page: 385 of 492



PEAK POWER SPECTRAL DENSITY

Variant: 802.11a, Channel: 5720.00 MHz, Chain c, Temp: Ambient, Voltage: 56 Vdc



Analyser Setup	Marker : Frequency : Amplitude	Test Results
Detector = RMS Sweep Count = 100 RF Atten (dB) = 20 Trace Mode = VIEW	M1 : 5722.154 MHz : 3.532 dBm	Limit: ≤ 6.229 dBm Margin: -2.70 dB

[Back to the Matrix](#)

This test report may be reproduced in full only. The document may only be updated by MiCOM Labs personnel. Any changes will be noted in the Document History section of the report.

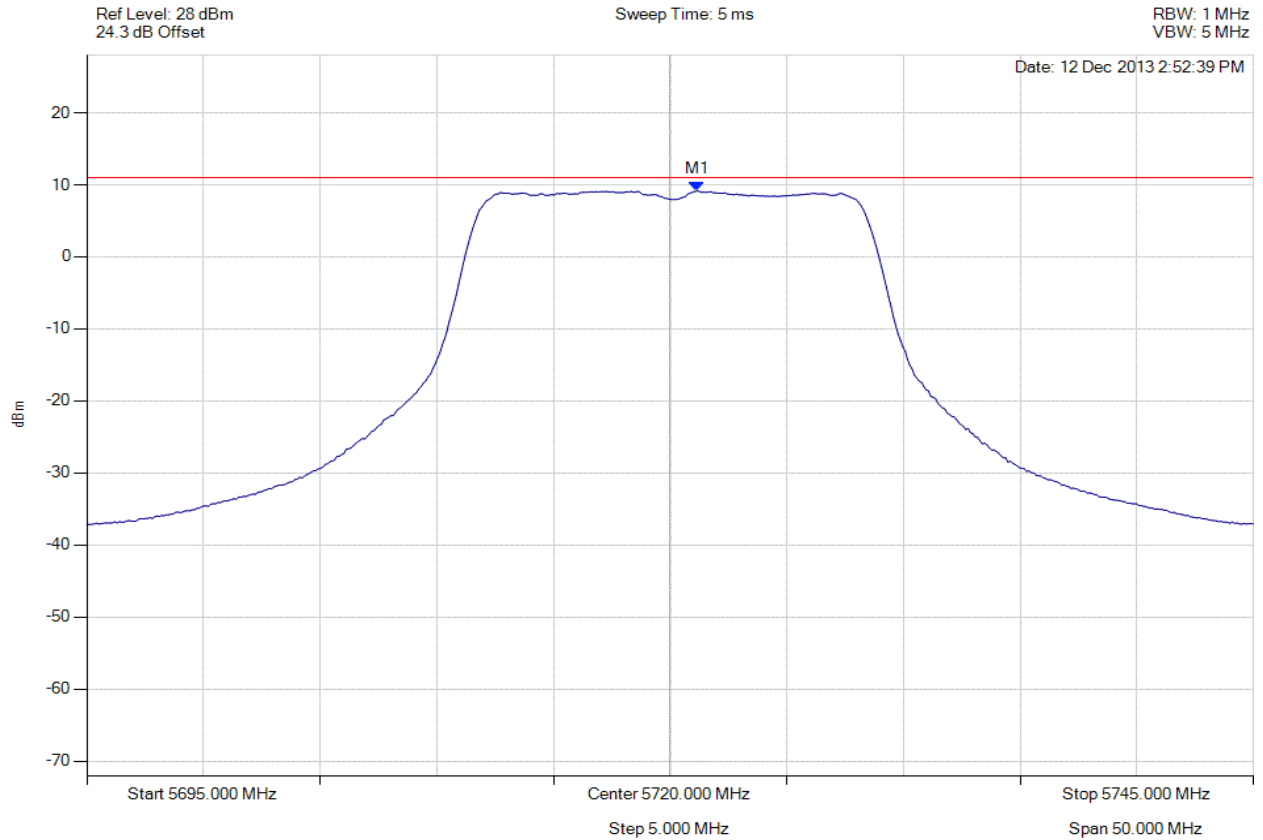


Title: Xirrus Inc. XI-AC1300, XI-AC867 (DFS Bands)
To: FCC 47 CFR Part 15.407 & IC RSS-210
Serial #: XIRR04-U8 Rev A
Issue Date: 22nd September 2014
Page: 386 of 492



PEAK POWER SPECTRAL DENSITY

Variant: 802.11a, Channel: 5720.00 MHz, SUM, Temp: Ambient, Voltage: 56 Vdc



Analyser Setup	Marker : Frequency : Amplitude	Test Results
Detector = RMS Sweep Count = 100 RF Atten (dB) = 20 Trace Mode = VIEW	M1 : 5721.152 MHz : 9.140 dBm	Limit: ≤ 11.0 dBm Margin: -1.9 dB

[Back to the Matrix](#)

This test report may be reproduced in full only. The document may only be updated by MiCOM Labs personnel. Any changes will be noted in the Document History section of the report.

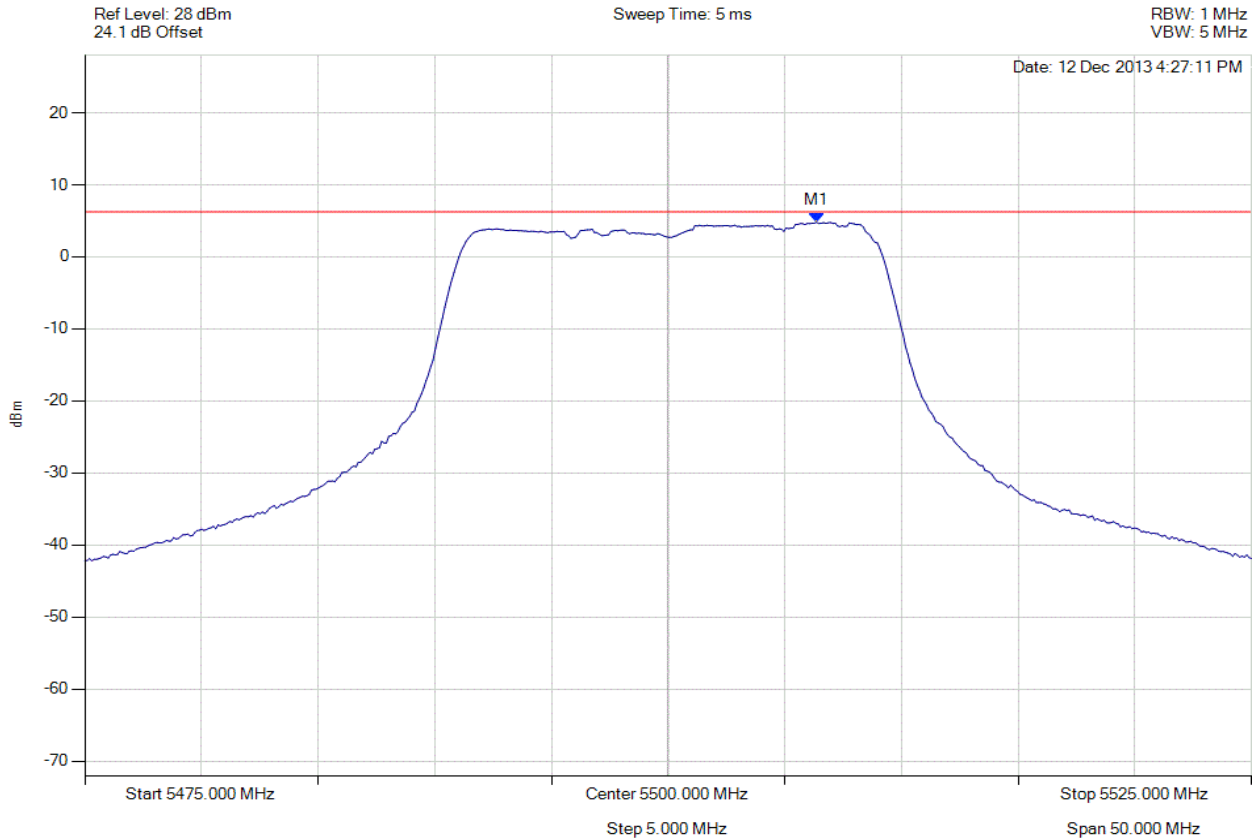


Title: Xirrus Inc. XI-AC1300, XI-AC867 (DFS Bands)
To: FCC 47 CFR Part 15.407 & IC RSS-210
Serial #: XIRR04-U8 Rev A
Issue Date: 22nd September 2014
Page: 387 of 492



PEAK POWER SPECTRAL DENSITY

Variant: 802.11n HT-20, Channel: 5500.00 MHz, Chain a, Temp: Ambient, Voltage: 56 Vdc



Analyser Setup	Marker : Frequency : Amplitude	Test Results
Detector = RMS Sweep Count = 100 RF Atten (dB) = 20 Trace Mode = VIEW	M1 : 5506.363 MHz : 4.813 dBm	Limit: ≤ 6.229 dBm Margin: -1.42 dB

[Back to the Matrix](#)

This test report may be reproduced in full only. The document may only be updated by MiCOM Labs personnel. Any changes will be noted in the Document History section of the report.

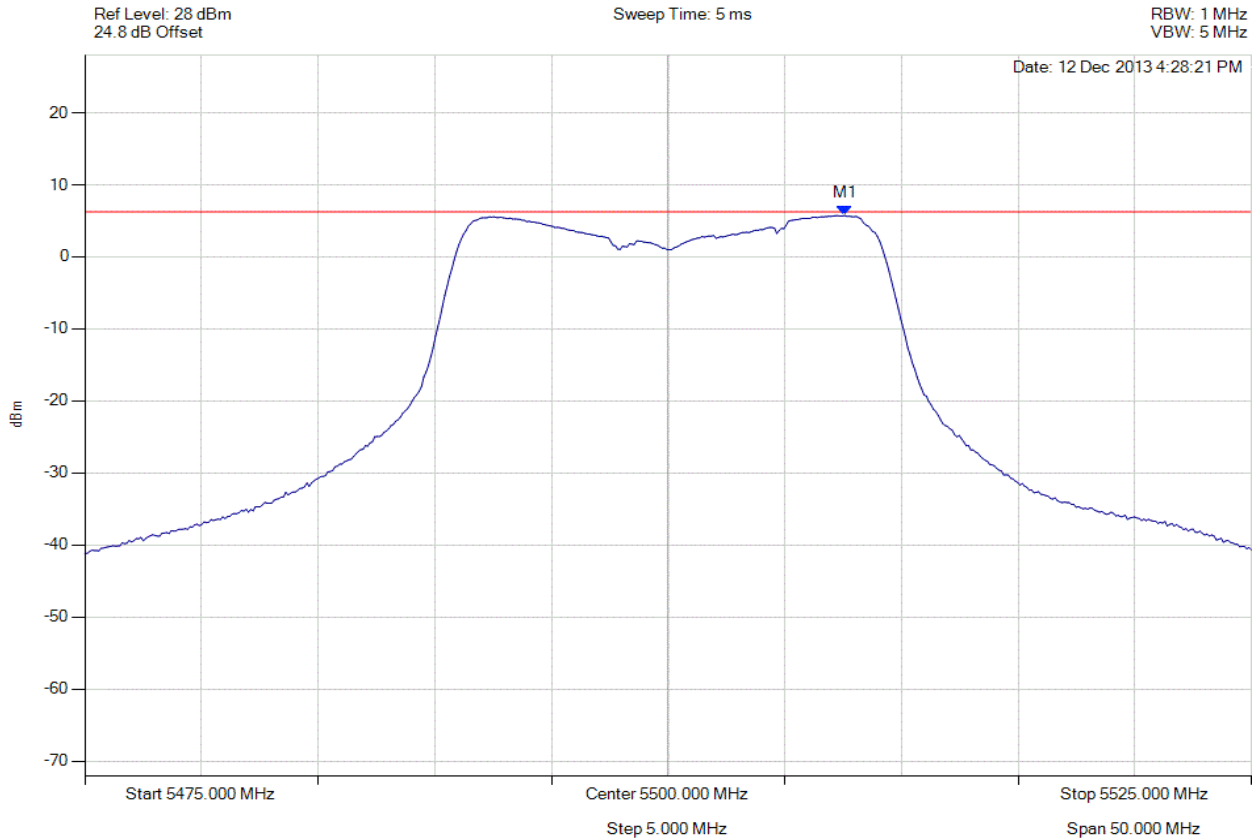


Title: Xirrus Inc. XI-AC1300, XI-AC867 (DFS Bands)
To: FCC 47 CFR Part 15.407 & IC RSS-210
Serial #: XIRR04-U8 Rev A
Issue Date: 22nd September 2014
Page: 388 of 492



PEAK POWER SPECTRAL DENSITY

Variant: 802.11n HT-20, Channel: 5500.00 MHz, Chain b, Temp: Ambient, Voltage: 56 Vdc



Analyser Setup	Marker : Frequency : Amplitude	Test Results
Detector = RMS Sweep Count = 100 RF Atten (dB) = 20 Trace Mode = VIEW	M1 : 5507.565 MHz : 5.735 dBm	Limit: ≤ 6.229 dBm Margin: -0.49 dB

[Back to the Matrix](#)

This test report may be reproduced in full only. The document may only be updated by MiCOM Labs personnel. Any changes will be noted in the Document History section of the report.

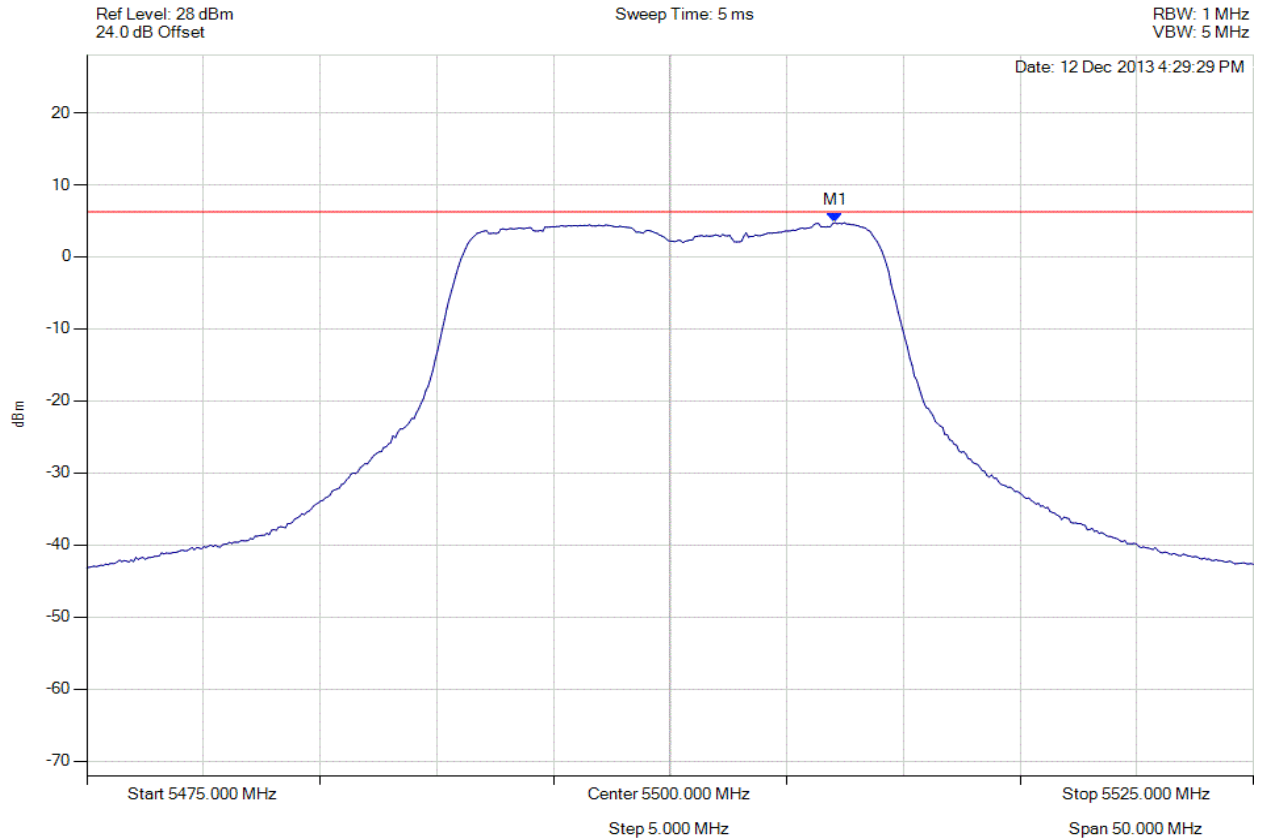


Title: Xirrus Inc. XI-AC1300, XI-AC867 (DFS Bands)
To: FCC 47 CFR Part 15.407 & IC RSS-210
Serial #: XIRR04-U8 Rev A
Issue Date: 22nd September 2014
Page: 389 of 492



PEAK POWER SPECTRAL DENSITY

Variant: 802.11n HT-20, Channel: 5500.00 MHz, Chain c, Temp: Ambient, Voltage: 56 Vdc



Analyser Setup	Marker : Frequency : Amplitude	Test Results
Detector = RMS Sweep Count = 100 RF Atten (dB) = 20 Trace Mode = VIEW	M1 : 5507.064 MHz : 4.743 dBm	Limit: ≤ 6.229 dBm Margin: -1.49 dB

[Back to the Matrix](#)

This test report may be reproduced in full only. The document may only be updated by MiCOM Labs personnel. Any changes will be noted in the Document History section of the report.

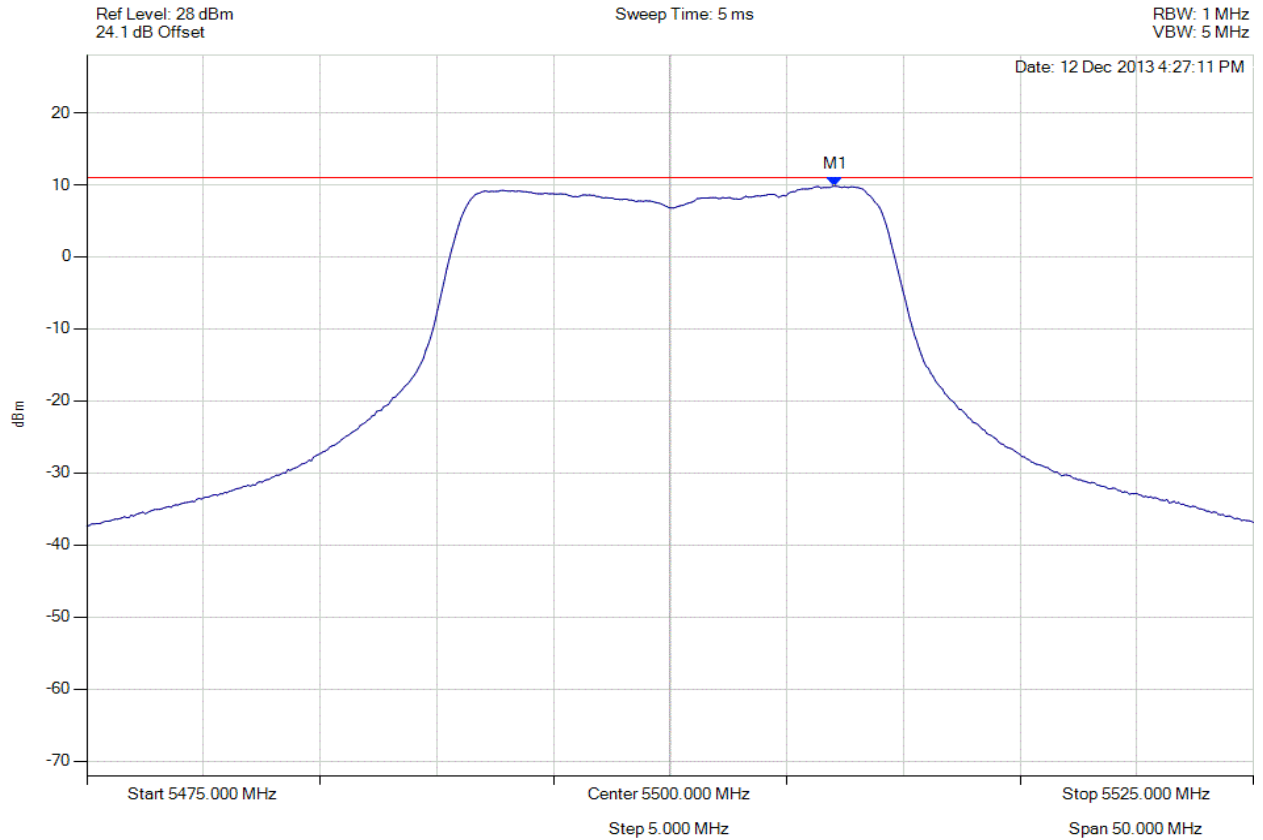


Title: Xirrus Inc. XI-AC1300, XI-AC867 (DFS Bands)
To: FCC 47 CFR Part 15.407 & IC RSS-210
Serial #: XIRR04-U8 Rev A
Issue Date: 22nd September 2014
Page: 390 of 492



PEAK POWER SPECTRAL DENSITY

Variant: 802.11n HT-20, Channel: 5500.00 MHz, SUM, Temp: Ambient, Voltage: 56 Vdc



Analyser Setup	Marker : Frequency : Amplitude	Test Results
Detector = RMS Sweep Count = 100 RF Atten (dB) = 20 Trace Mode = VIEW	M1 : 5507.064 MHz : 9.802 dBm	Limit: ≤ 11.0 dBm Margin: -1.2 dB

[Back to the Matrix](#)

This test report may be reproduced in full only. The document may only be updated by MiCOM Labs personnel. Any changes will be noted in the Document History section of the report.

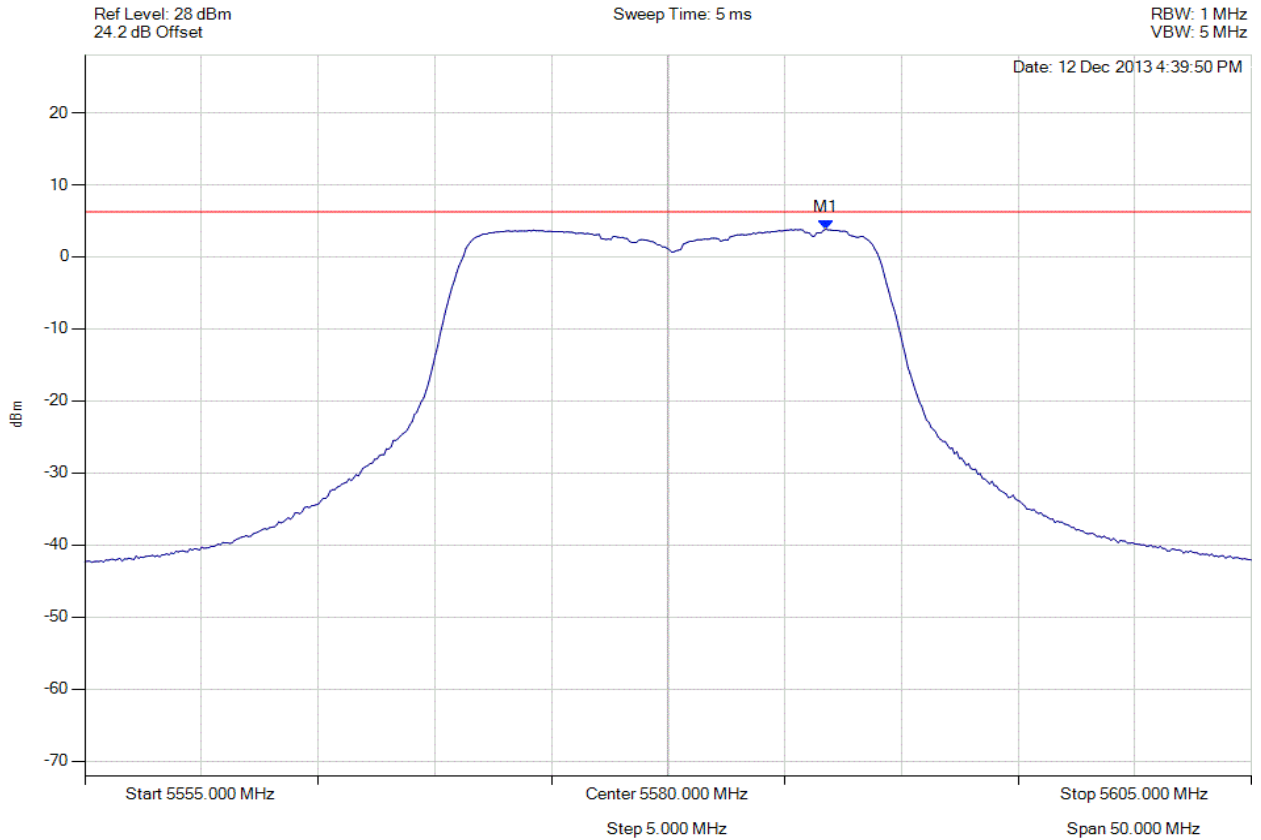


Title: Xirrus Inc. XI-AC1300, XI-AC867 (DFS Bands)
To: FCC 47 CFR Part 15.407 & IC RSS-210
Serial #: XIRR04-U8 Rev A
Issue Date: 22nd September 2014
Page: 391 of 492



PEAK POWER SPECTRAL DENSITY

Variant: 802.11n HT-20, Channel: 5580.00 MHz, Chain a, Temp: Ambient, Voltage: 56 Vdc



Analyser Setup	Marker : Frequency : Amplitude	Test Results
Detector = RMS Sweep Count = 100 RF Atten (dB) = 20 Trace Mode = VIEW	M1 : 5586.764 MHz : 3.820 dBm	Limit: ≤ 6.229 dBm Margin: -2.41 dB

[Back to the Matrix](#)

This test report may be reproduced in full only. The document may only be updated by MiCOM Labs personnel. Any changes will be noted in the Document History section of the report.

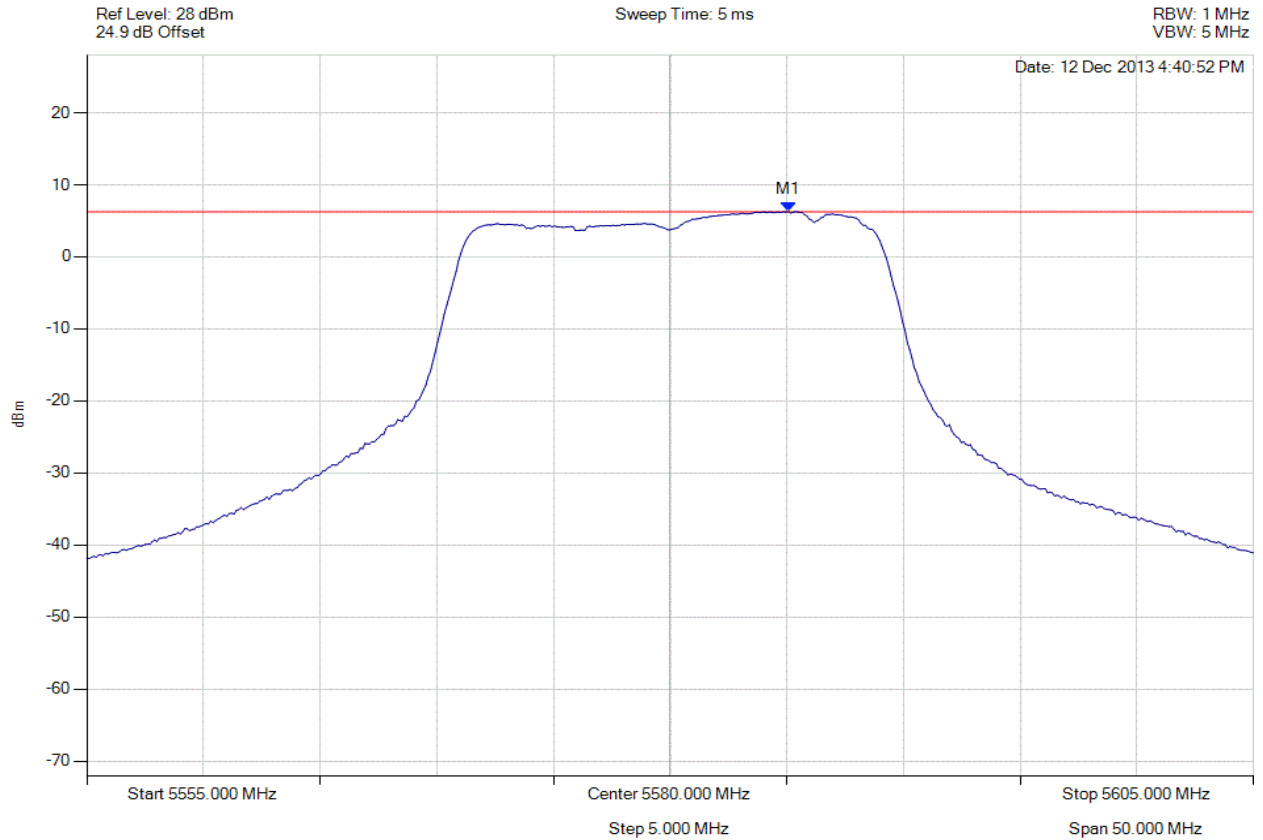


Title: Xirrus Inc. XI-AC1300, XI-AC867 (DFS Bands)
To: FCC 47 CFR Part 15.407 & IC RSS-210
Serial #: XIRR04-U8 Rev A
Issue Date: 22nd September 2014
Page: 392 of 492



PEAK POWER SPECTRAL DENSITY

Variant: 802.11n HT-20, Channel: 5580.00 MHz, Chain b, Temp: Ambient, Voltage: 56 Vdc



Analyser Setup	Marker : Frequency : Amplitude	Test Results
Detector = RMS Sweep Count = 100 RF Atten (dB) = 20 Trace Mode = VIEW	M1 : 5585.060 MHz : 6.294 dBm	Limit: ≤ 6.229 dBm Margin: 0.06 dB

[Back to the Matrix](#)

This test report may be reproduced in full only. The document may only be updated by MiCOM Labs personnel. Any changes will be noted in the Document History section of the report.

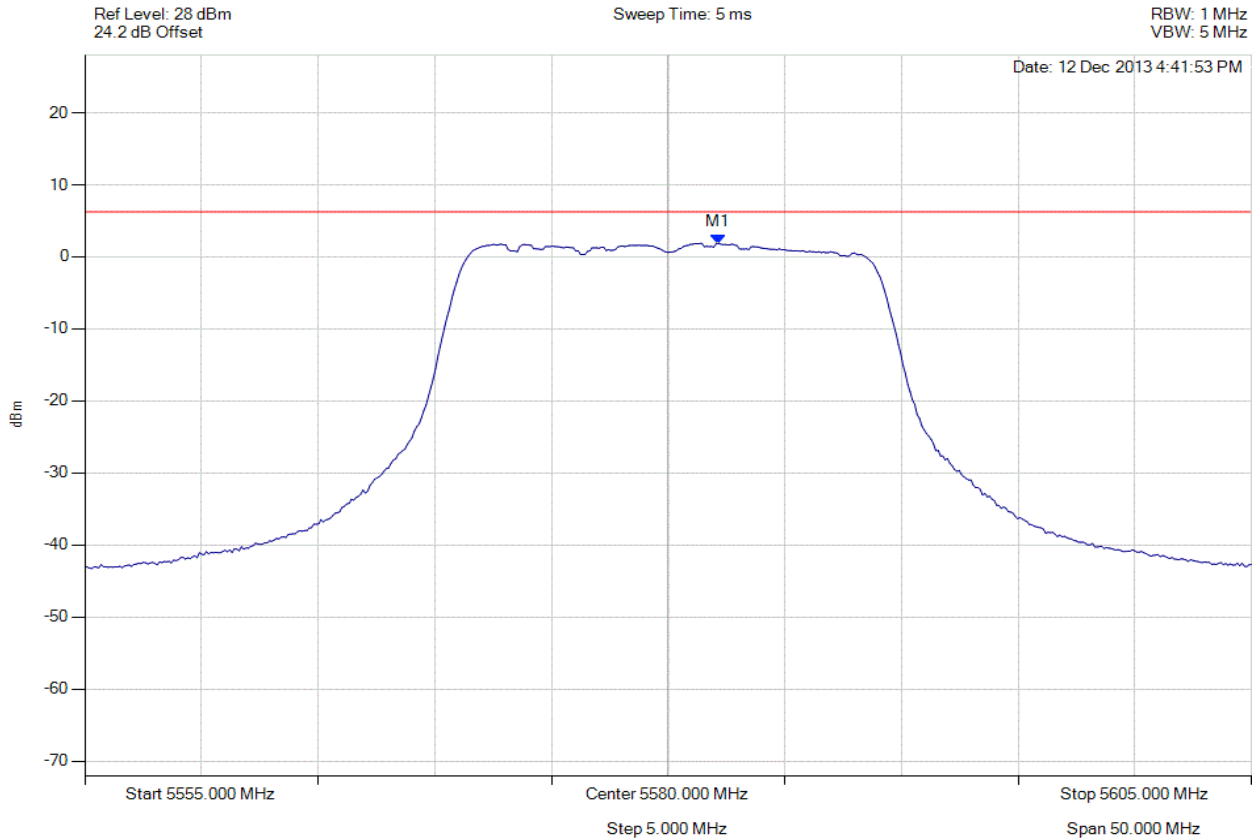


Title: Xirrus Inc. XI-AC1300, XI-AC867 (DFS Bands)
To: FCC 47 CFR Part 15.407 & IC RSS-210
Serial #: XIRR04-U8 Rev A
Issue Date: 22nd September 2014
Page: 393 of 492



PEAK POWER SPECTRAL DENSITY

Variant: 802.11n HT-20, Channel: 5580.00 MHz, Chain c, Temp: Ambient, Voltage: 56 Vdc



Analyser Setup	Marker : Frequency : Amplitude	Test Results
Detector = RMS Sweep Count = 100 RF Atten (dB) = 20 Trace Mode = VIEW	M1 : 5582.154 MHz : 1.870 dBm	Limit: ≤ 6.229 dBm Margin: -4.36 dB

[Back to the Matrix](#)

This test report may be reproduced in full only. The document may only be updated by MiCOM Labs personnel. Any changes will be noted in the Document History section of the report.

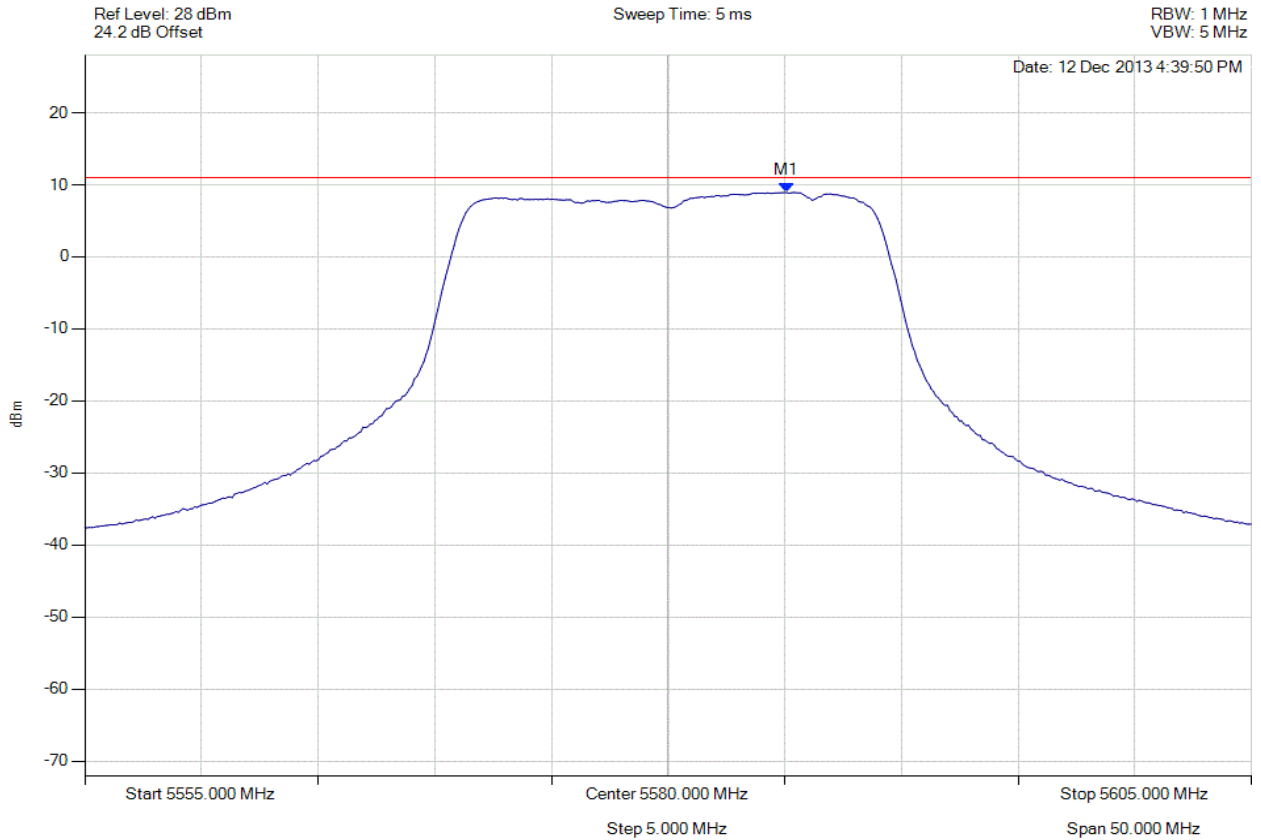


Title: Xirrus Inc. XI-AC1300, XI-AC867 (DFS Bands)
To: FCC 47 CFR Part 15.407 & IC RSS-210
Serial #: XIRR04-U8 Rev A
Issue Date: 22nd September 2014
Page: 394 of 492



PEAK POWER SPECTRAL DENSITY

Variant: 802.11n HT-20, Channel: 5580.00 MHz, SUM, Temp: Ambient, Voltage: 56 Vdc



Analyser Setup	Marker : Frequency : Amplitude	Test Results
Detector = RMS Sweep Count = 100 RF Atten (dB) = 20 Trace Mode = VIEW	M1 : 5585.060 MHz : 8.945 dBm	Limit: ≤ 11.0 dBm Margin: -2.1 dB

[Back to the Matrix](#)

This test report may be reproduced in full only. The document may only be updated by MiCOM Labs personnel. Any changes will be noted in the Document History section of the report.

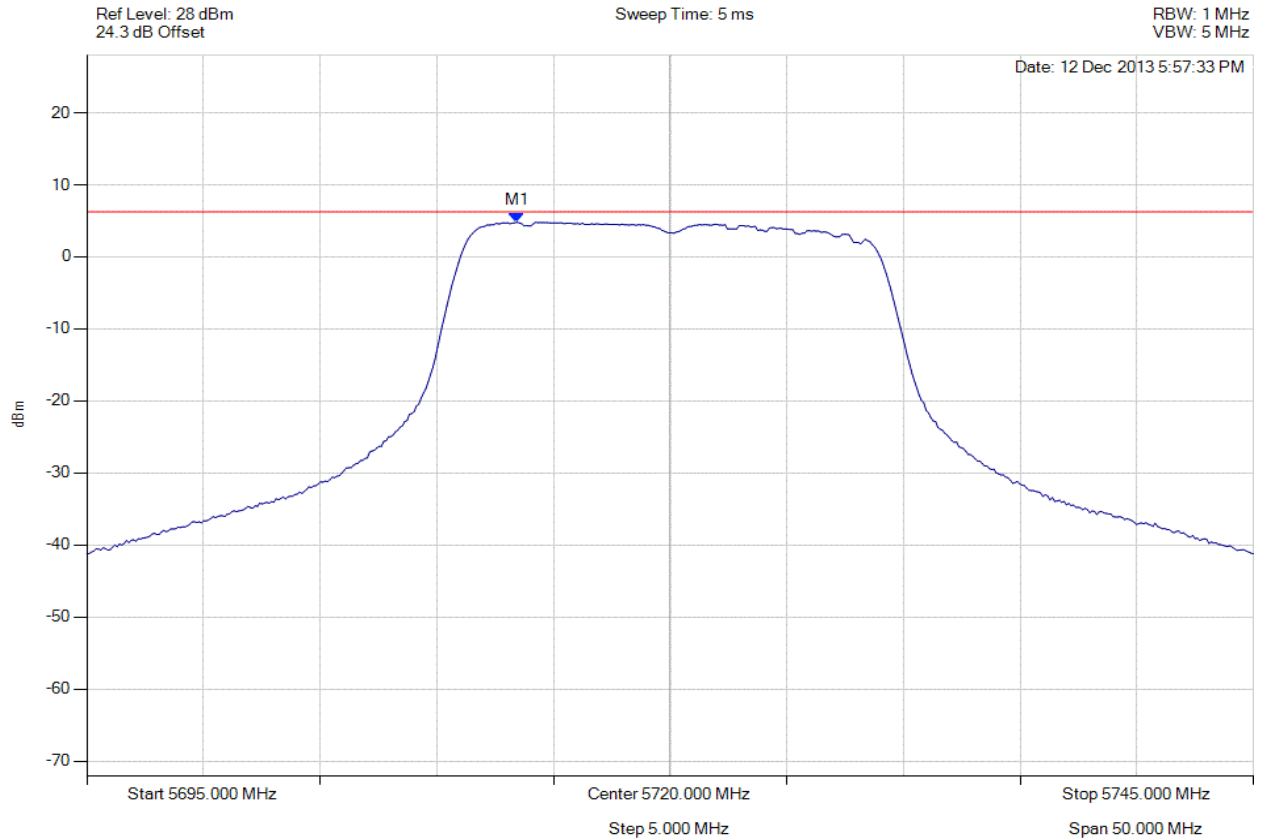


Title: Xirrus Inc. XI-AC1300, XI-AC867 (DFS Bands)
To: FCC 47 CFR Part 15.407 & IC RSS-210
Serial #: XIRR04-U8 Rev A
Issue Date: 22nd September 2014
Page: 395 of 492



PEAK POWER SPECTRAL DENSITY

Variant: 802.11n HT-20, Channel: 5720.00 MHz, Chain a, Temp: Ambient, Voltage: 56 Vdc



Analyser Setup	Marker : Frequency : Amplitude	Test Results
Detector = RMS Sweep Count = 100 RF Atten (dB) = 20 Trace Mode = VIEW	M1 : 5713.437 MHz : 4.813 dBm	Limit: ≤ 6.229 dBm Margin: -1.42 dB

[Back to the Matrix](#)

This test report may be reproduced in full only. The document may only be updated by MiCOM Labs personnel. Any changes will be noted in the Document History section of the report.

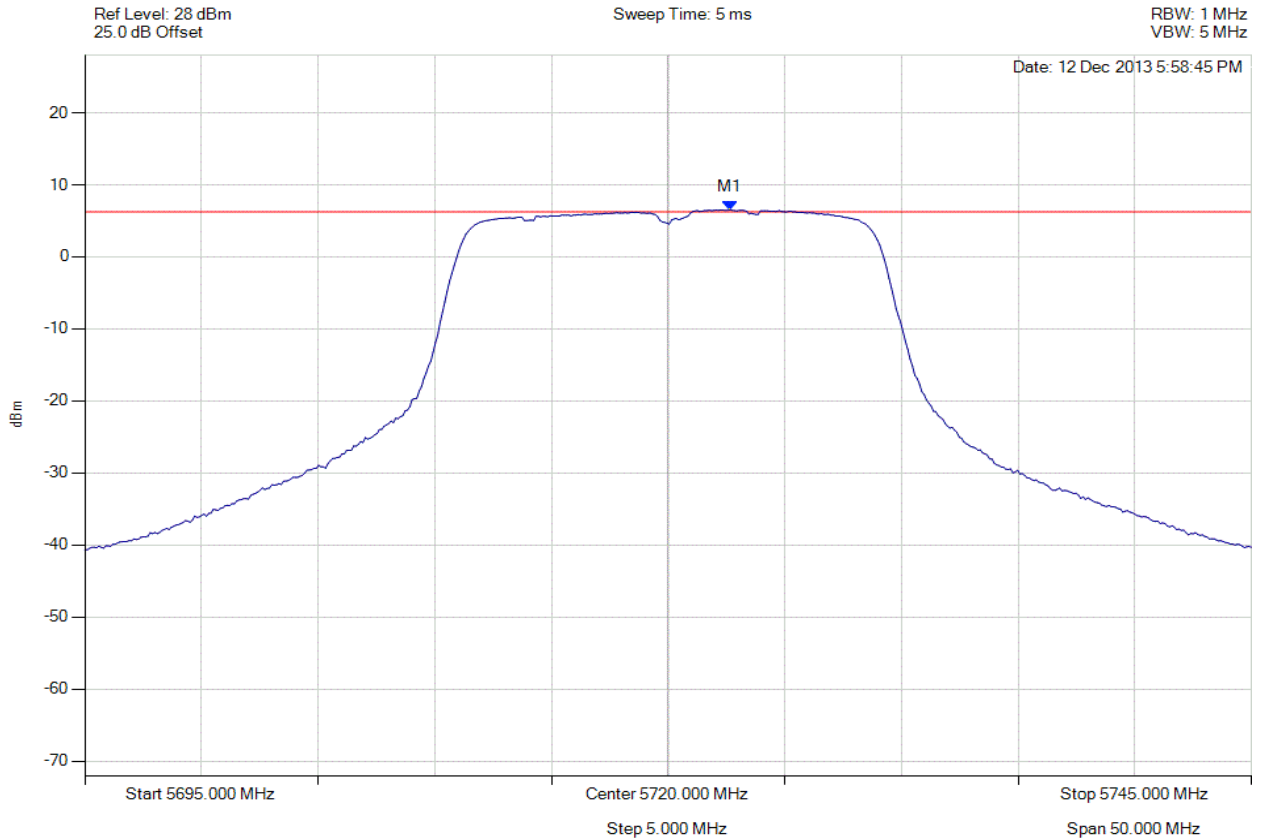


Title: Xirrus Inc. XI-AC1300, XI-AC867 (DFS Bands)
To: FCC 47 CFR Part 15.407 & IC RSS-210
Serial #: XIRR04-U8 Rev A
Issue Date: 22nd September 2014
Page: 396 of 492



PEAK POWER SPECTRAL DENSITY

Variant: 802.11n HT-20, Channel: 5720.00 MHz, Chain b, Temp: Ambient, Voltage: 56 Vdc



Analyser Setup	Marker : Frequency : Amplitude	Test Results
Detector = RMS Sweep Count = 100 RF Atten (dB) = 20 Trace Mode = VIEW	M1 : 5722.655 MHz : 6.545 dBm	Limit: ≤ 6.229 dBm Margin: 0.32 dB

[Back to the Matrix](#)

This test report may be reproduced in full only. The document may only be updated by MiCOM Labs personnel. Any changes will be noted in the Document History section of the report.

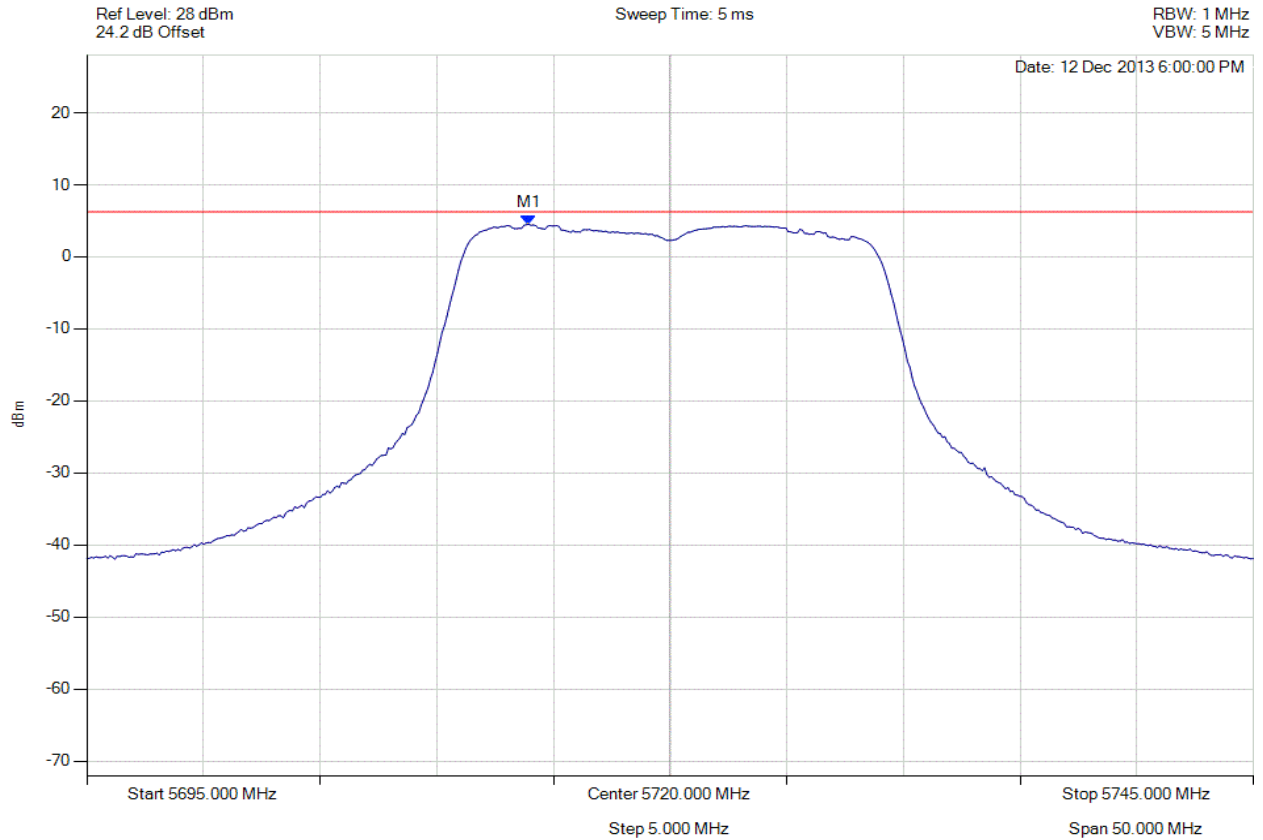


Title: Xirrus Inc. XI-AC1300, XI-AC867 (DFS Bands)
To: FCC 47 CFR Part 15.407 & IC RSS-210
Serial #: XIRR04-U8 Rev A
Issue Date: 22nd September 2014
Page: 397 of 492



PEAK POWER SPECTRAL DENSITY

Variant: 802.11n HT-20, Channel: 5720.00 MHz, Chain c, Temp: Ambient, Voltage: 56 Vdc



Analyser Setup	Marker : Frequency : Amplitude	Test Results
Detector = RMS Sweep Count = 100 RF Atten (dB) = 20 Trace Mode = VIEW	M1 : 5713.938 MHz : 4.509 dBm	Limit: ≤ 6.229 dBm Margin: -1.72 dB

[Back to the Matrix](#)

This test report may be reproduced in full only. The document may only be updated by MiCOM Labs personnel. Any changes will be noted in the Document History section of the report.

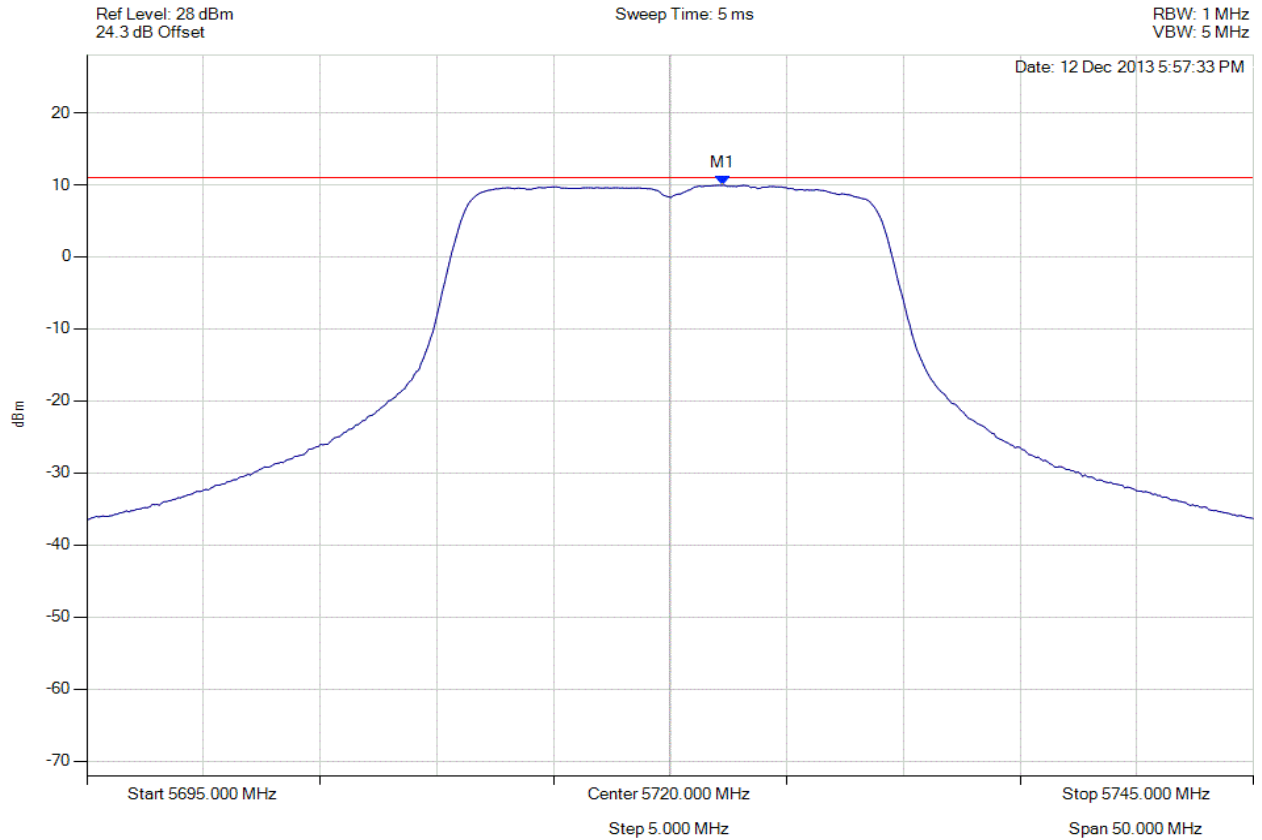


Title: Xirrus Inc. XI-AC1300, XI-AC867 (DFS Bands)
To: FCC 47 CFR Part 15.407 & IC RSS-210
Serial #: XIRR04-U8 Rev A
Issue Date: 22nd September 2014
Page: 398 of 492



PEAK POWER SPECTRAL DENSITY

Variant: 802.11n HT-20, Channel: 5720.00 MHz, SUM, Temp: Ambient, Voltage: 56 Vdc



Analyser Setup	Marker : Frequency : Amplitude	Test Results
Detector = RMS Sweep Count = 100 RF Atten (dB) = 20 Trace Mode = VIEW	M1 : 5722.255 MHz : 9.936 dBm	Limit: ≤ 11.0 dBm Margin: -1.1 dB

[Back to the Matrix](#)

This test report may be reproduced in full only. The document may only be updated by MiCOM Labs personnel. Any changes will be noted in the Document History section of the report.

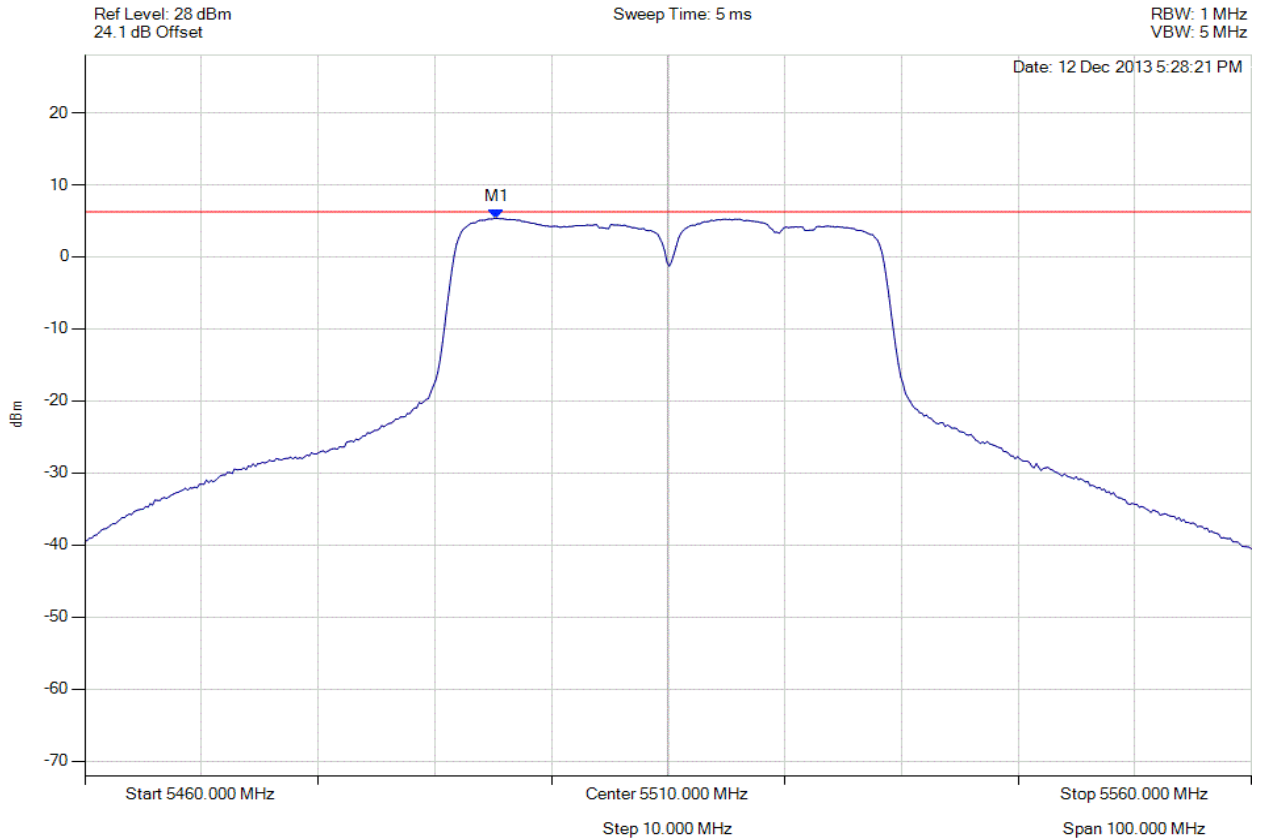


Title: Xirrus Inc. XI-AC1300, XI-AC867 (DFS Bands)
To: FCC 47 CFR Part 15.407 & IC RSS-210
Serial #: XIRR04-U8 Rev A
Issue Date: 22nd September 2014
Page: 399 of 492



PEAK POWER SPECTRAL DENSITY

Variant: 802.11n HT-40, Channel: 5510.00 MHz, Chain a, Temp: Ambient, Voltage: 56 Vdc



Analyser Setup	Marker : Frequency : Amplitude	Test Results
Detector = RMS Sweep Count = 100 RF Atten (dB) = 20 Trace Mode = VIEW	M1 : 5495.271 MHz : 5.355 dBm	Limit: ≤ 6.229 dBm Margin: -0.87 dB

[Back to the Matrix](#)

This test report may be reproduced in full only. The document may only be updated by MiCOM Labs personnel. Any changes will be noted in the Document History section of the report.

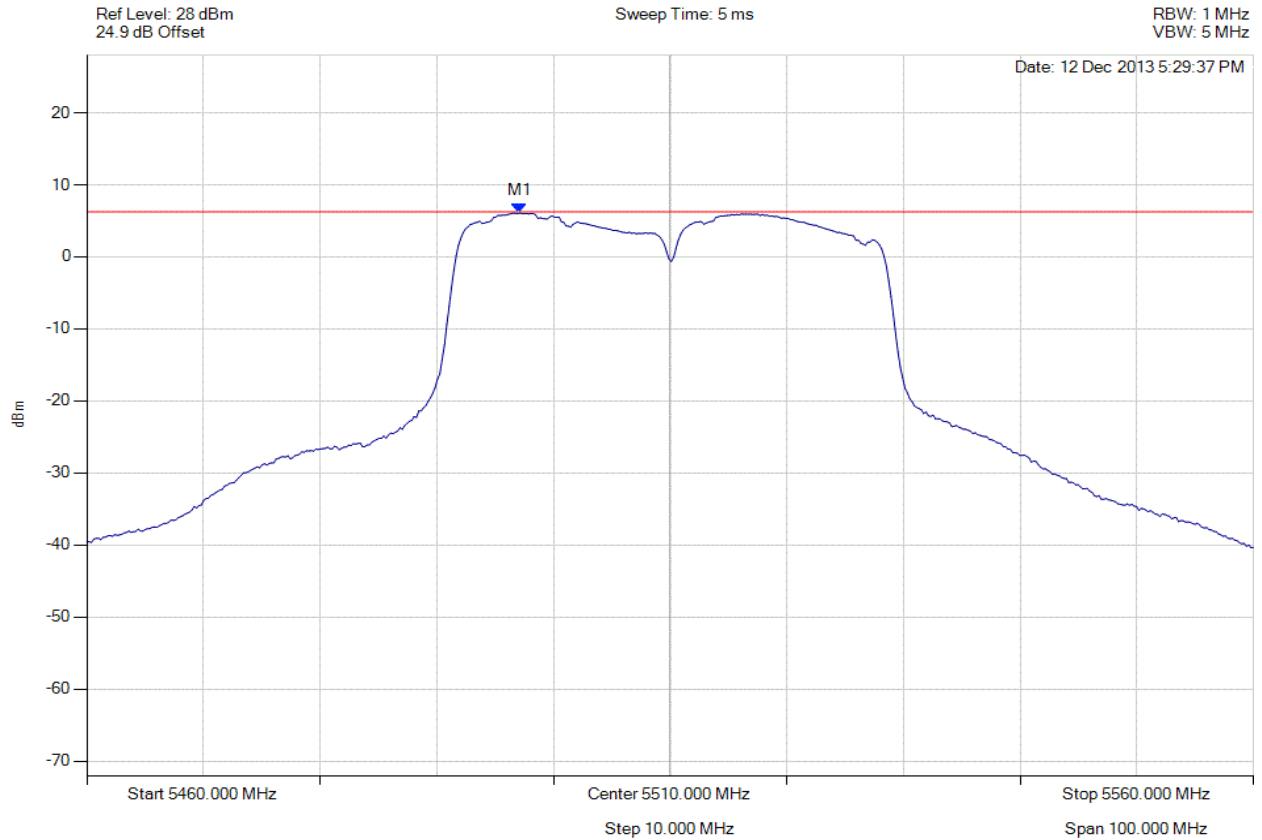


Title: Xirrus Inc. XI-AC1300, XI-AC867 (DFS Bands)
To: FCC 47 CFR Part 15.407 & IC RSS-210
Serial #: XIRR04-U8 Rev A
Issue Date: 22nd September 2014
Page: 400 of 492



PEAK POWER SPECTRAL DENSITY

Variant: 802.11n HT-40, Channel: 5510.00 MHz, Chain b, Temp: Ambient, Voltage: 56 Vdc



Analyser Setup	Marker : Frequency : Amplitude	Test Results
Detector = RMS Sweep Count = 100 RF Atten (dB) = 20 Trace Mode = VIEW	M1 : 5497.074 MHz : 6.069 dBm	Limit: ≤ 6.229 dBm Margin: -0.16 dB

[Back to the Matrix](#)

This test report may be reproduced in full only. The document may only be updated by MiCOM Labs personnel. Any changes will be noted in the Document History section of the report.

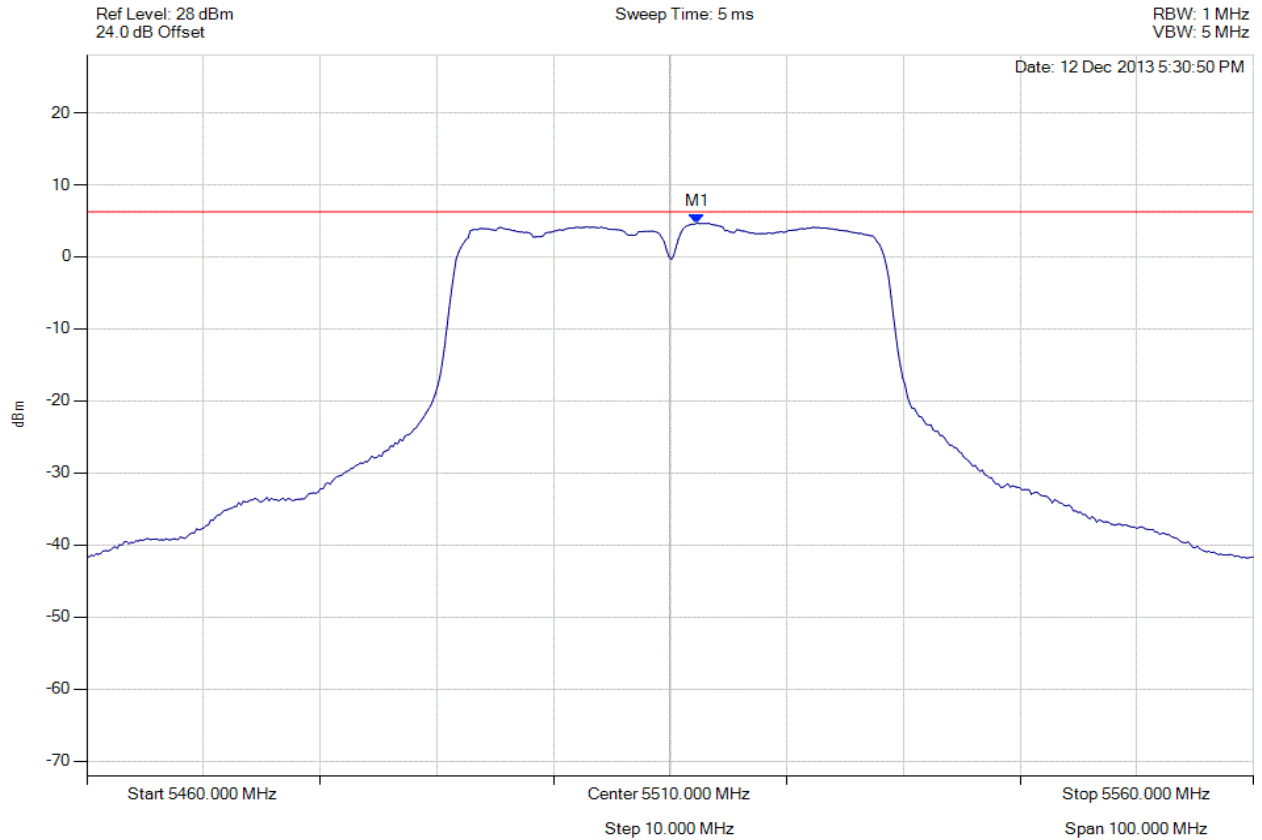


Title: Xirrus Inc. XI-AC1300, XI-AC867 (DFS Bands)
To: FCC 47 CFR Part 15.407 & IC RSS-210
Serial #: XIRR04-U8 Rev A
Issue Date: 22nd September 2014
Page: 401 of 492



PEAK POWER SPECTRAL DENSITY

Variant: 802.11n HT-40, Channel: 5510.00 MHz, Chain c, Temp: Ambient, Voltage: 56 Vdc



Analyser Setup	Marker : Frequency : Amplitude	Test Results
Detector = RMS Sweep Count = 100 RF Atten (dB) = 20 Trace Mode = VIEW	M1 : 5512.305 MHz : 4.668 dBm	Limit: ≤ 6.229 dBm Margin: -1.56 dB

[Back to the Matrix](#)

This test report may be reproduced in full only. The document may only be updated by MiCOM Labs personnel. Any changes will be noted in the Document History section of the report.

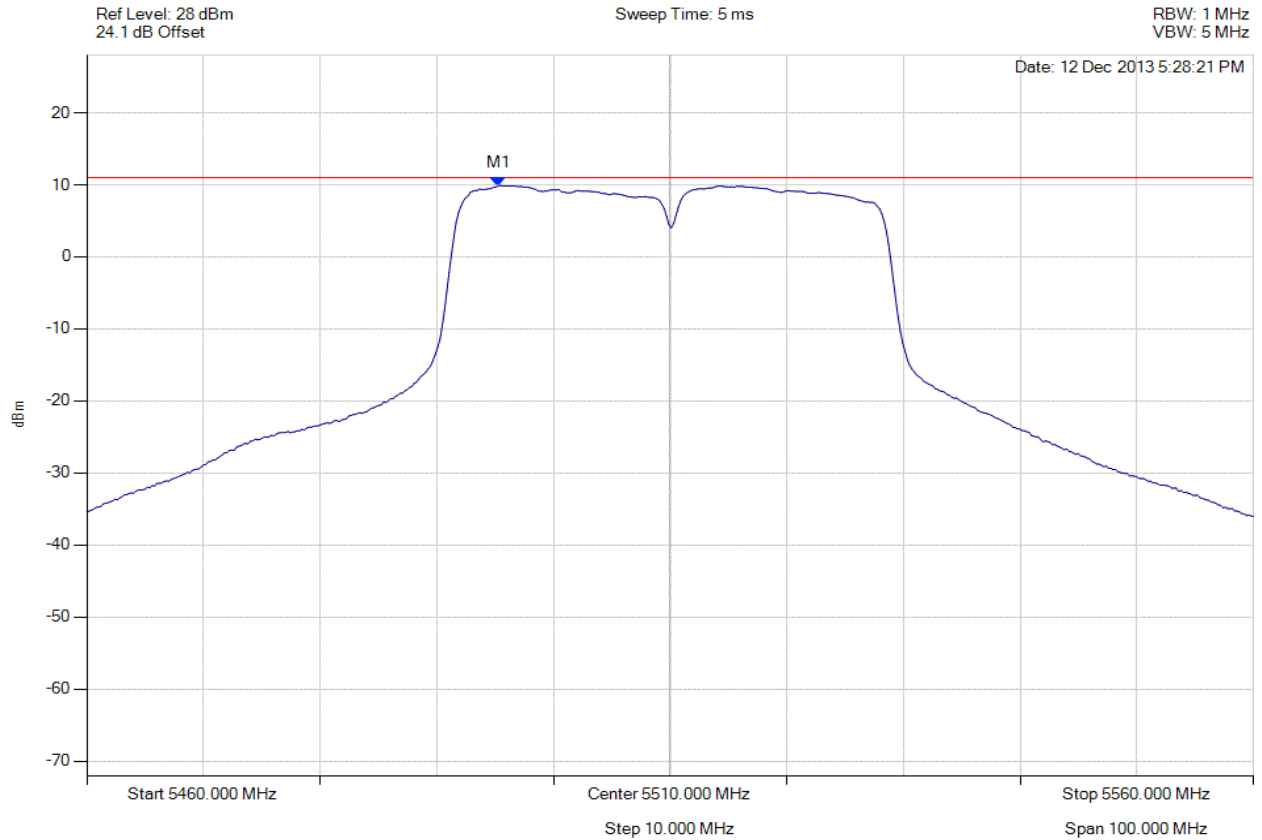


Title: Xirrus Inc. XI-AC1300, XI-AC867 (DFS Bands)
To: FCC 47 CFR Part 15.407 & IC RSS-210
Serial #: XIRR04-U8 Rev A
Issue Date: 22nd September 2014
Page: 402 of 492



PEAK POWER SPECTRAL DENSITY

Variant: 802.11n HT-40, Channel: 5510.00 MHz, SUM, Temp: Ambient, Voltage: 56 Vdc



Analyser Setup	Marker : Frequency : Amplitude	Test Results
Detector = RMS Sweep Count = 100 RF Atten (dB) = 20 Trace Mode = VIEW	M1 : 5495.271 MHz : 9.879 dBm	Limit: ≤ 11.0 dBm Margin: -1.1 dB

[Back to the Matrix](#)

This test report may be reproduced in full only. The document may only be updated by MiCOM Labs personnel. Any changes will be noted in the Document History section of the report.

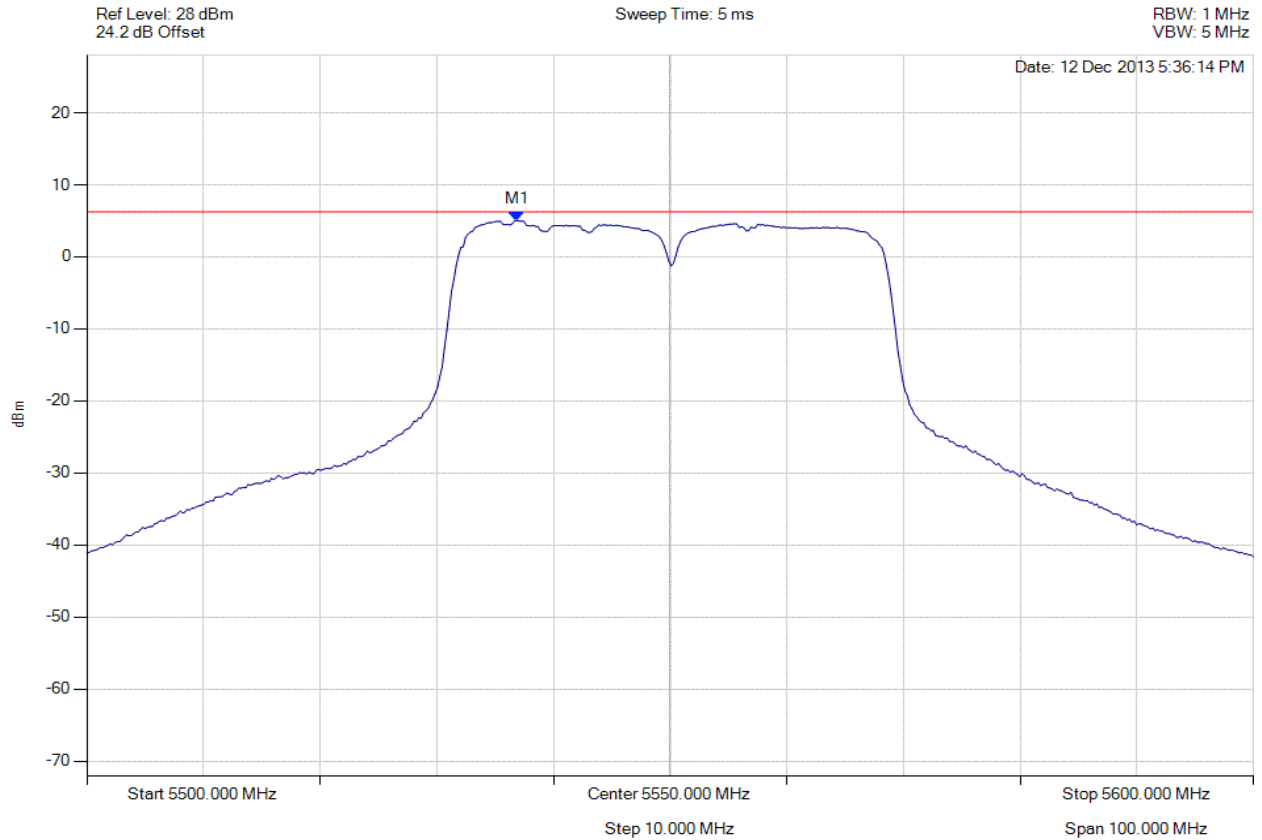


Title: Xirrus Inc. XI-AC1300, XI-AC867 (DFS Bands)
To: FCC 47 CFR Part 15.407 & IC RSS-210
Serial #: XIRR04-U8 Rev A
Issue Date: 22nd September 2014
Page: 403 of 492



PEAK POWER SPECTRAL DENSITY

Variant: 802.11n HT-40, Channel: 5550.00 MHz, Chain a, Temp: Ambient, Voltage: 56 Vdc



Analyser Setup	Marker : Frequency : Amplitude	Test Results
Detector = RMS Sweep Count = 100 RF Atten (dB) = 20 Trace Mode = VIEW	M1 : 5536.874 MHz : 5.026 dBm	Limit: ≤ 6.229 dBm Margin: -1.20 dB

[Back to the Matrix](#)

This test report may be reproduced in full only. The document may only be updated by MiCOM Labs personnel. Any changes will be noted in the Document History section of the report.

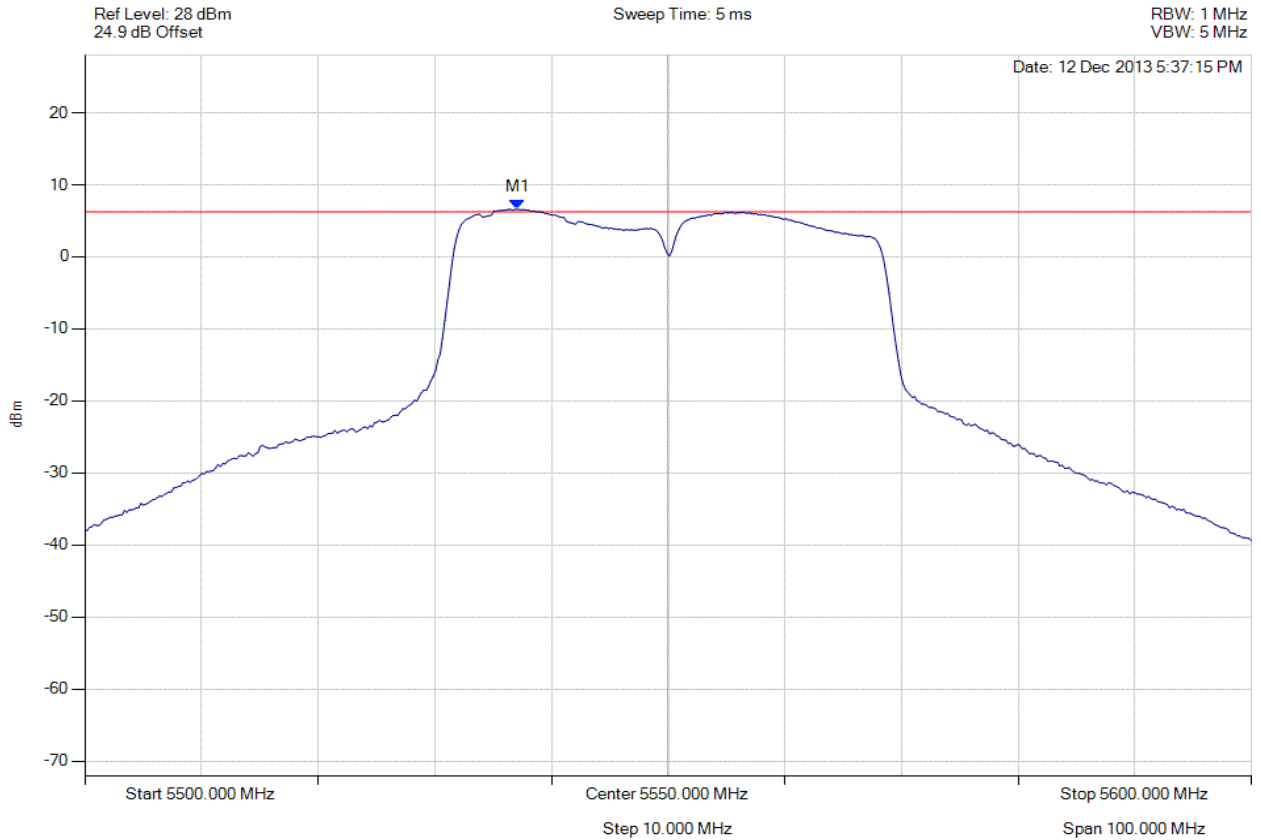


Title: Xirrus Inc. XI-AC1300, XI-AC867 (DFS Bands)
To: FCC 47 CFR Part 15.407 & IC RSS-210
Serial #: XIRR04-U8 Rev A
Issue Date: 22nd September 2014
Page: 404 of 492



PEAK POWER SPECTRAL DENSITY

Variant: 802.11n HT-40, Channel: 5550.00 MHz, Chain b, Temp: Ambient, Voltage: 56 Vdc



Analyser Setup	Marker : Frequency : Amplitude	Test Results
Detector = RMS Sweep Count = 100 RF Atten (dB) = 20 Trace Mode = VIEW	M1 : 5537.074 MHz : 6.588 dBm	Limit: ≤ 6.229 dBm Margin: 0.36 dB

[Back to the Matrix](#)

This test report may be reproduced in full only. The document may only be updated by MiCOM Labs personnel. Any changes will be noted in the Document History section of the report.

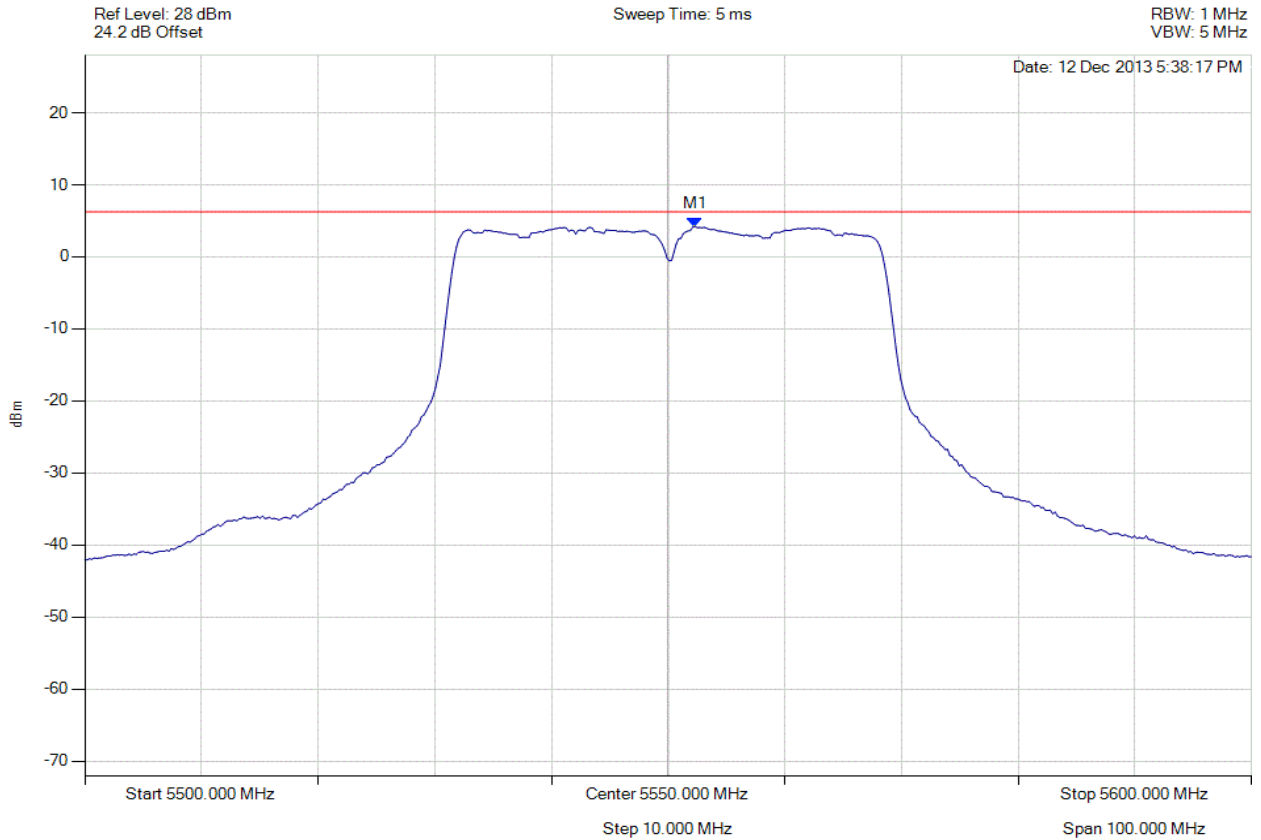


Title: Xirrus Inc. XI-AC1300, XI-AC867 (DFS Bands)
To: FCC 47 CFR Part 15.407 & IC RSS-210
Serial #: XIRR04-U8 Rev A
Issue Date: 22nd September 2014
Page: 405 of 492



PEAK POWER SPECTRAL DENSITY

Variant: 802.11n HT-40, Channel: 5550.00 MHz, Chain c, Temp: Ambient, Voltage: 56 Vdc



Analyser Setup	Marker : Frequency : Amplitude	Test Results
Detector = RMS Sweep Count = 100 RF Atten (dB) = 20 Trace Mode = VIEW	M1 : 5552.305 MHz : 4.215 dBm	Limit: ≤ 6.229 dBm Margin: -2.01 dB

[Back to the Matrix](#)

This test report may be reproduced in full only. The document may only be updated by MiCOM Labs personnel. Any changes will be noted in the Document History section of the report.

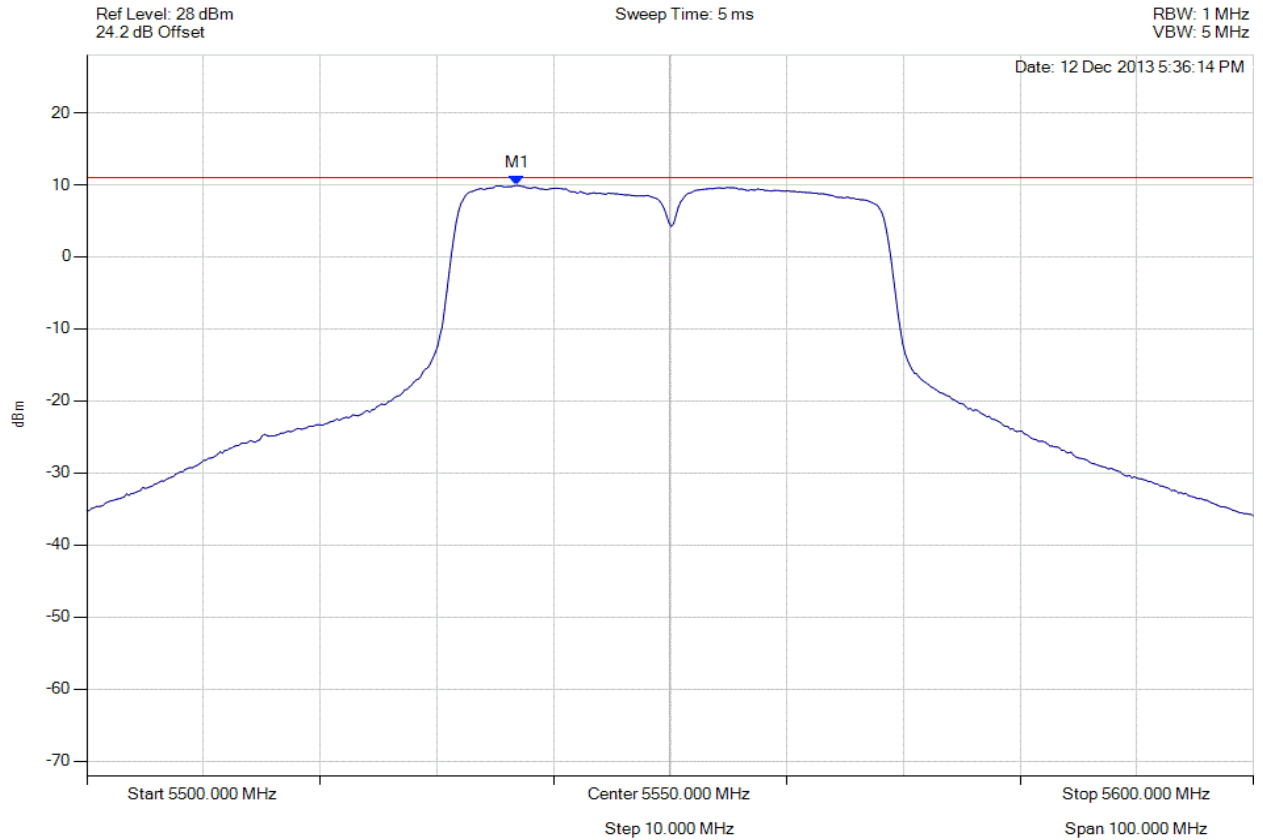


Title: Xirrus Inc. XI-AC1300, XI-AC867 (DFS Bands)
To: FCC 47 CFR Part 15.407 & IC RSS-210
Serial #: XIRR04-U8 Rev A
Issue Date: 22nd September 2014
Page: 406 of 492



PEAK POWER SPECTRAL DENSITY

Variant: 802.11n HT-40, Channel: 5550.00 MHz, SUM, Temp: Ambient, Voltage: 56 Vdc



Analyser Setup	Marker : Frequency : Amplitude	Test Results
Detector = RMS Sweep Count = 100 RF Atten (dB) = 20 Trace Mode = VIEW	M1 : 5536.874 MHz : 9.906 dBm	Limit: ≤ 11.0 dBm Margin: -1.1 dB

[Back to the Matrix](#)

This test report may be reproduced in full only. The document may only be updated by MiCOM Labs personnel. Any changes will be noted in the Document History section of the report.

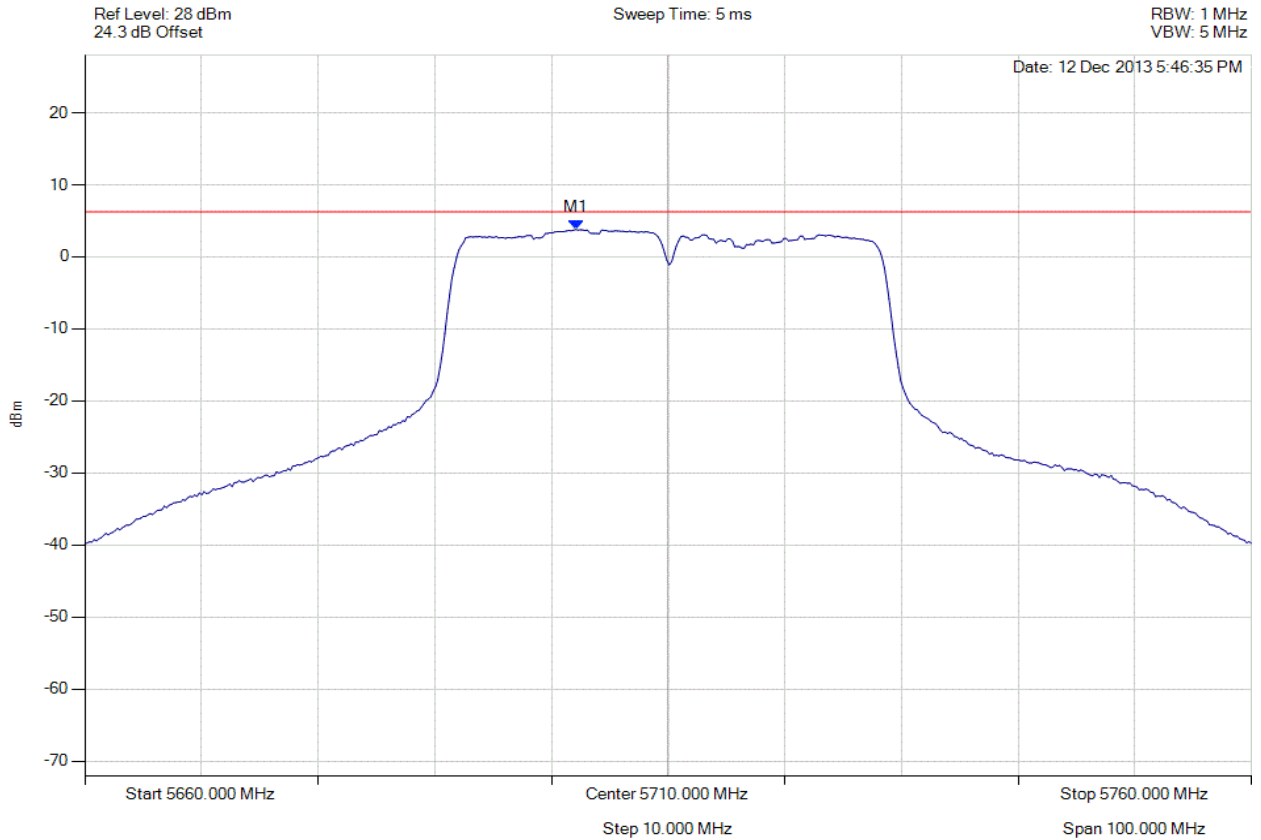


Title: Xirrus Inc. XI-AC1300, XI-AC867 (DFS Bands)
To: FCC 47 CFR Part 15.407 & IC RSS-210
Serial #: XIRR04-U8 Rev A
Issue Date: 22nd September 2014
Page: 407 of 492



PEAK POWER SPECTRAL DENSITY

Variant: 802.11n HT-40, Channel: 5710.00 MHz, Chain a, Temp: Ambient, Voltage: 56 Vdc



Analyser Setup	Marker : Frequency : Amplitude	Test Results
Detector = RMS Sweep Count = 100 RF Atten (dB) = 20 Trace Mode = VIEW	M1 : 5702.084 MHz : 3.788 dBm	Limit: ≤ 6.229 dBm Margin: -2.44 dB

[Back to the Matrix](#)

This test report may be reproduced in full only. The document may only be updated by MiCOM Labs personnel. Any changes will be noted in the Document History section of the report.

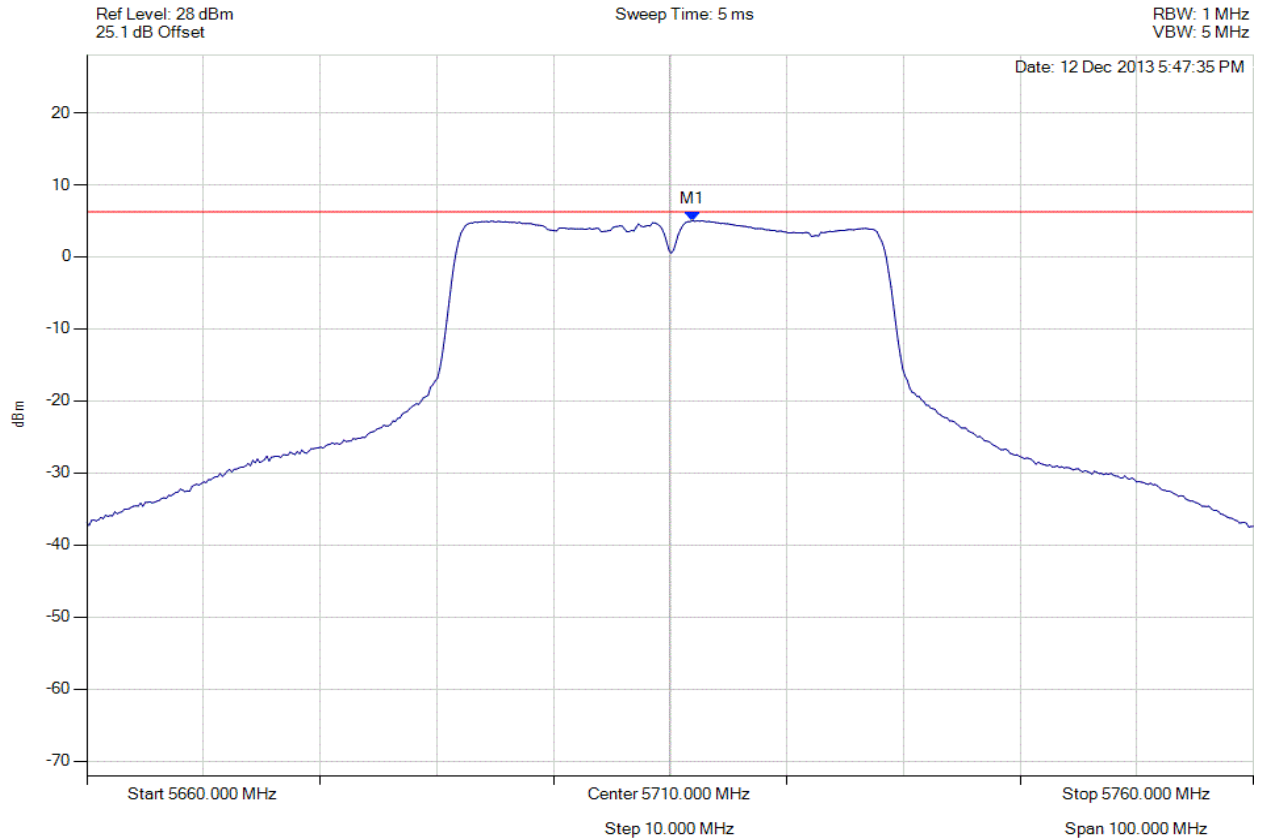


Title: Xirrus Inc. XI-AC1300, XI-AC867 (DFS Bands)
To: FCC 47 CFR Part 15.407 & IC RSS-210
Serial #: XIRR04-U8 Rev A
Issue Date: 22nd September 2014
Page: 408 of 492



PEAK POWER SPECTRAL DENSITY

Variant: 802.11n HT-40, Channel: 5710.00 MHz, Chain b, Temp: Ambient, Voltage: 56 Vdc



Analyser Setup	Marker : Frequency : Amplitude	Test Results
Detector = RMS Sweep Count = 100 RF Atten (dB) = 20 Trace Mode = VIEW	M1 : 5711.904 MHz : 5.017 dBm	Limit: ≤ 6.229 dBm Margin: -1.21 dB

[Back to the Matrix](#)

This test report may be reproduced in full only. The document may only be updated by MiCOM Labs personnel. Any changes will be noted in the Document History section of the report.

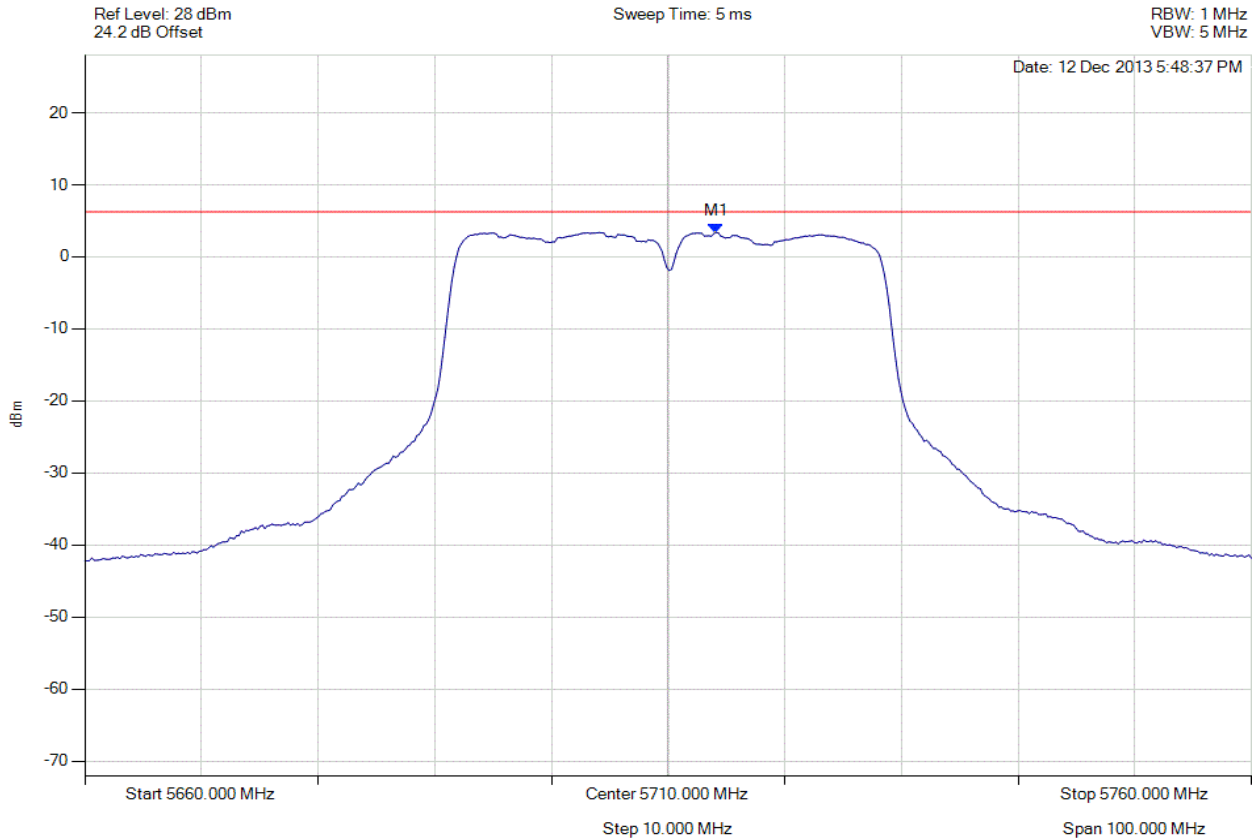


Title: Xirrus Inc. XI-AC1300, XI-AC867 (DFS Bands)
To: FCC 47 CFR Part 15.407 & IC RSS-210
Serial #: XIRR04-U8 Rev A
Issue Date: 22nd September 2014
Page: 409 of 492



PEAK POWER SPECTRAL DENSITY

Variant: 802.11n HT-40, Channel: 5710.00 MHz, Chain c, Temp: Ambient, Voltage: 56 Vdc



Analyser Setup	Marker : Frequency : Amplitude	Test Results
Detector = RMS Sweep Count = 100 RF Atten (dB) = 20 Trace Mode = VIEW	M1 : 5714.108 MHz : 3.372 dBm	Limit: ≤ 6.229 dBm Margin: -2.86 dB

[Back to the Matrix](#)

This test report may be reproduced in full only. The document may only be updated by MiCOM Labs personnel. Any changes will be noted in the Document History section of the report.

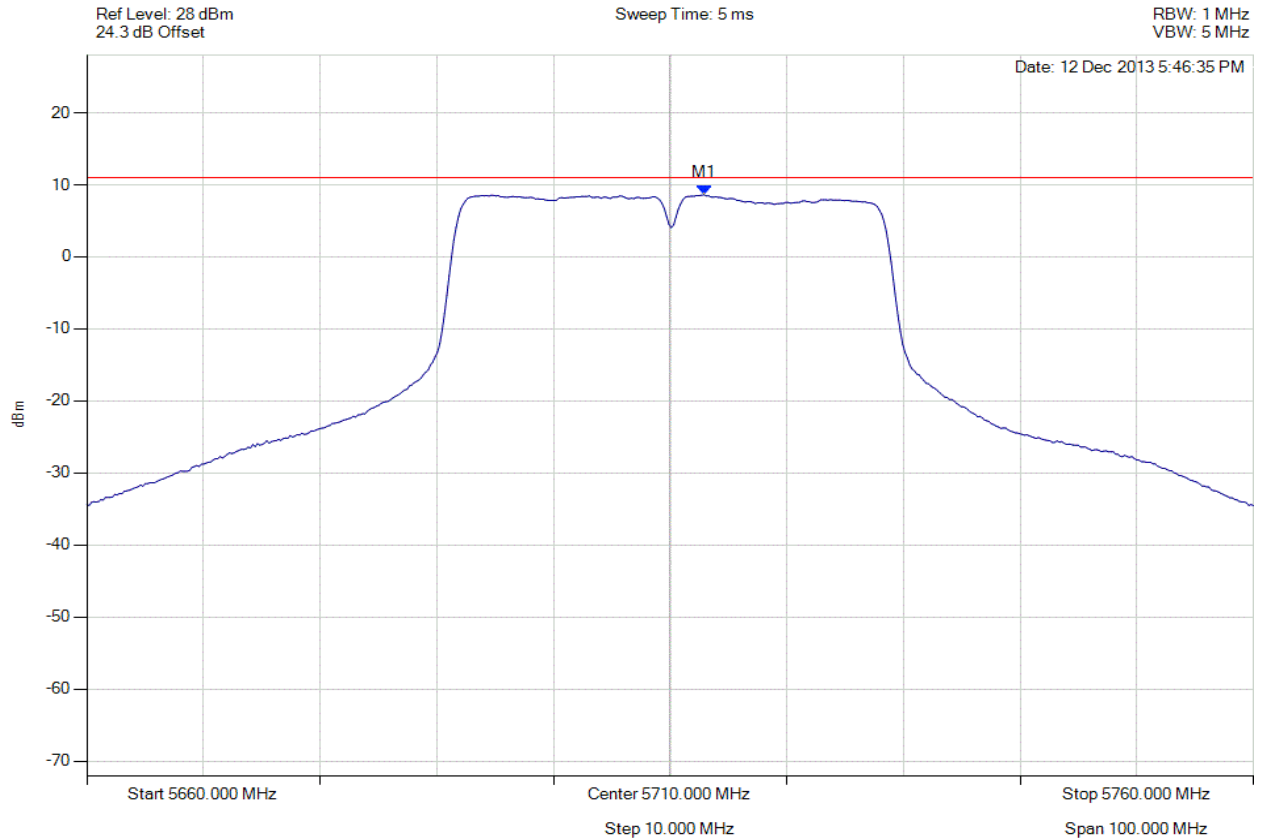


Title: Xirrus Inc. XI-AC1300, XI-AC867 (DFS Bands)
To: FCC 47 CFR Part 15.407 & IC RSS-210
Serial #: XIRR04-U8 Rev A
Issue Date: 22nd September 2014
Page: 410 of 492



PEAK POWER SPECTRAL DENSITY

Variant: 802.11n HT-40, Channel: 5710.00 MHz, SUM, Temp: Ambient, Voltage: 56 Vdc



Analyser Setup	Marker : Frequency : Amplitude	Test Results
Detector = RMS Sweep Count = 100 RF Atten (dB) = 20 Trace Mode = VIEW	M1 : 5712.906 MHz : 8.615 dBm	Limit: ≤ 11.0 dBm Margin: -2.4 dB

[Back to the Matrix](#)

This test report may be reproduced in full only. The document may only be updated by MiCOM Labs personnel. Any changes will be noted in the Document History section of the report.

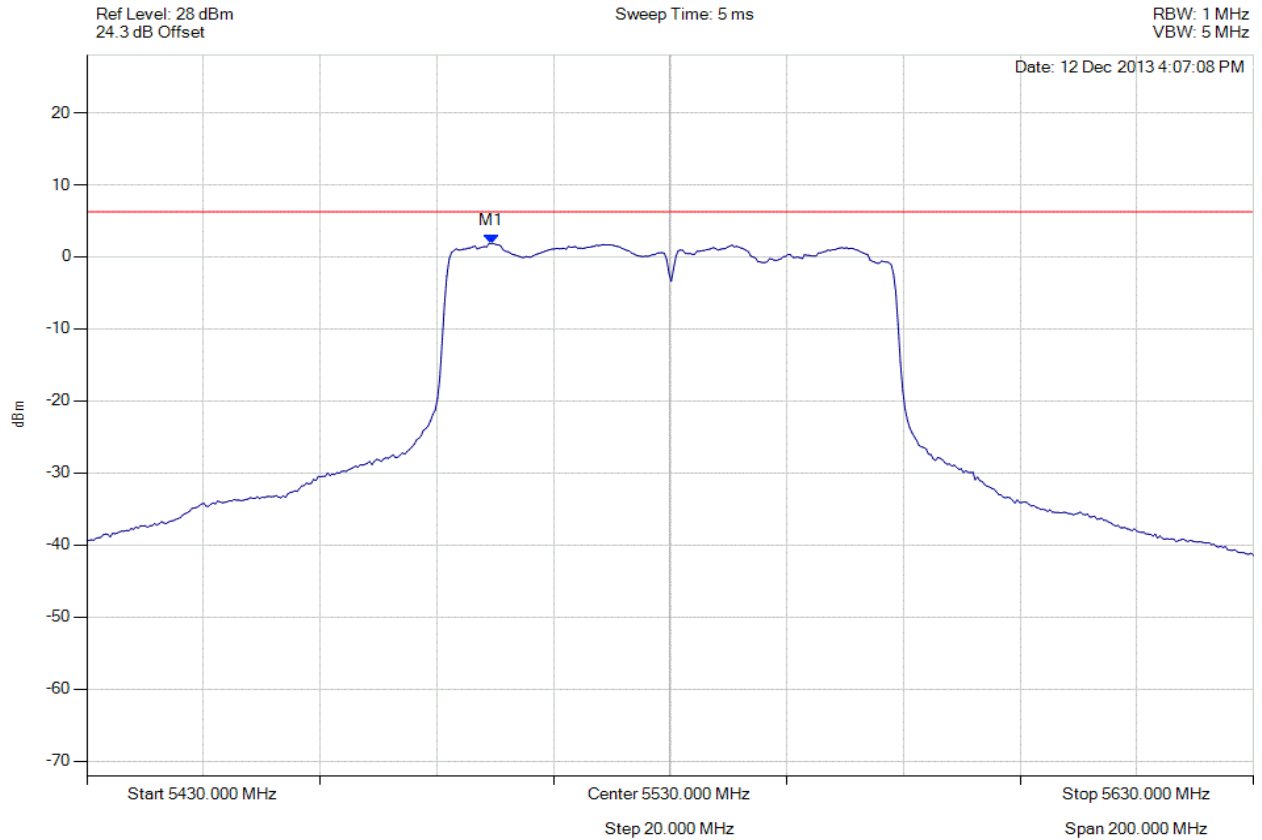


Title: Xirrus Inc. XI-AC1300, XI-AC867 (DFS Bands)
To: FCC 47 CFR Part 15.407 & IC RSS-210
Serial #: XIRR04-U8 Rev A
Issue Date: 22nd September 2014
Page: 411 of 492



PEAK POWER SPECTRAL DENSITY

Variant: 802.11ac-80, Channel: 5530.00 MHz, Chain a, Temp: Ambient, Voltage: 56 Vdc



Analyser Setup	Marker : Frequency : Amplitude	Test Results
Detector = RMS Sweep Count = 100 RF Atten (dB) = 20 Trace Mode = VIEW	M1 : 5499.339 MHz : 1.876 dBm	Limit: ≤ 6.229 dBm Margin: -4.35 dB

[Back to the Matrix](#)

This test report may be reproduced in full only. The document may only be updated by MiCOM Labs personnel. Any changes will be noted in the Document History section of the report.

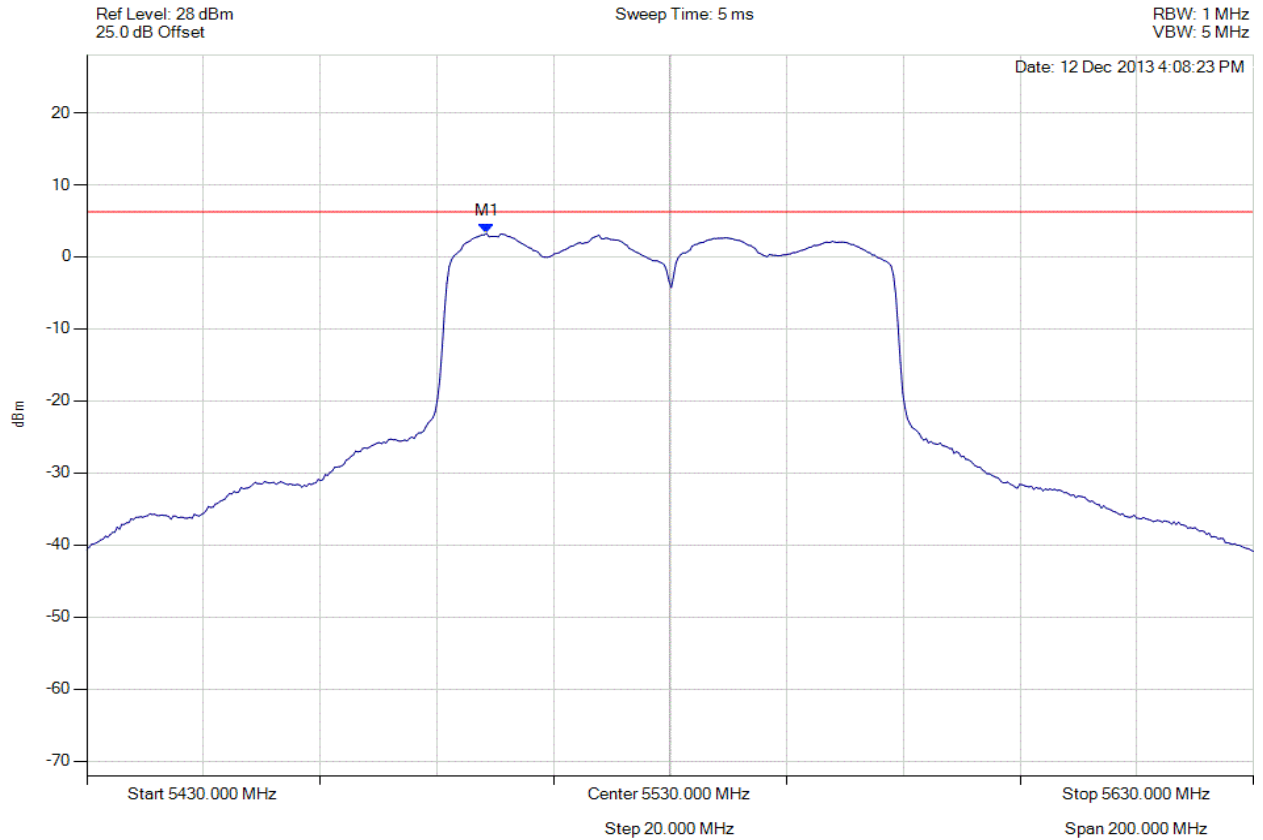


Title: Xirrus Inc. XI-AC1300, XI-AC867 (DFS Bands)
To: FCC 47 CFR Part 15.407 & IC RSS-210
Serial #: XIRR04-U8 Rev A
Issue Date: 22nd September 2014
Page: 412 of 492



PEAK POWER SPECTRAL DENSITY

Variant: 802.11ac-80, Channel: 5530.00 MHz, Chain b, Temp: Ambient, Voltage: 56 Vdc



Analyser Setup	Marker : Frequency : Amplitude	Test Results
Detector = RMS Sweep Count = 100 RF Atten (dB) = 20 Trace Mode = VIEW	M1 : 5498.537 MHz : 3.253 dBm	Limit: ≤ 6.229 dBm Margin: -2.98 dB

[Back to the Matrix](#)

This test report may be reproduced in full only. The document may only be updated by MiCOM Labs personnel. Any changes will be noted in the Document History section of the report.

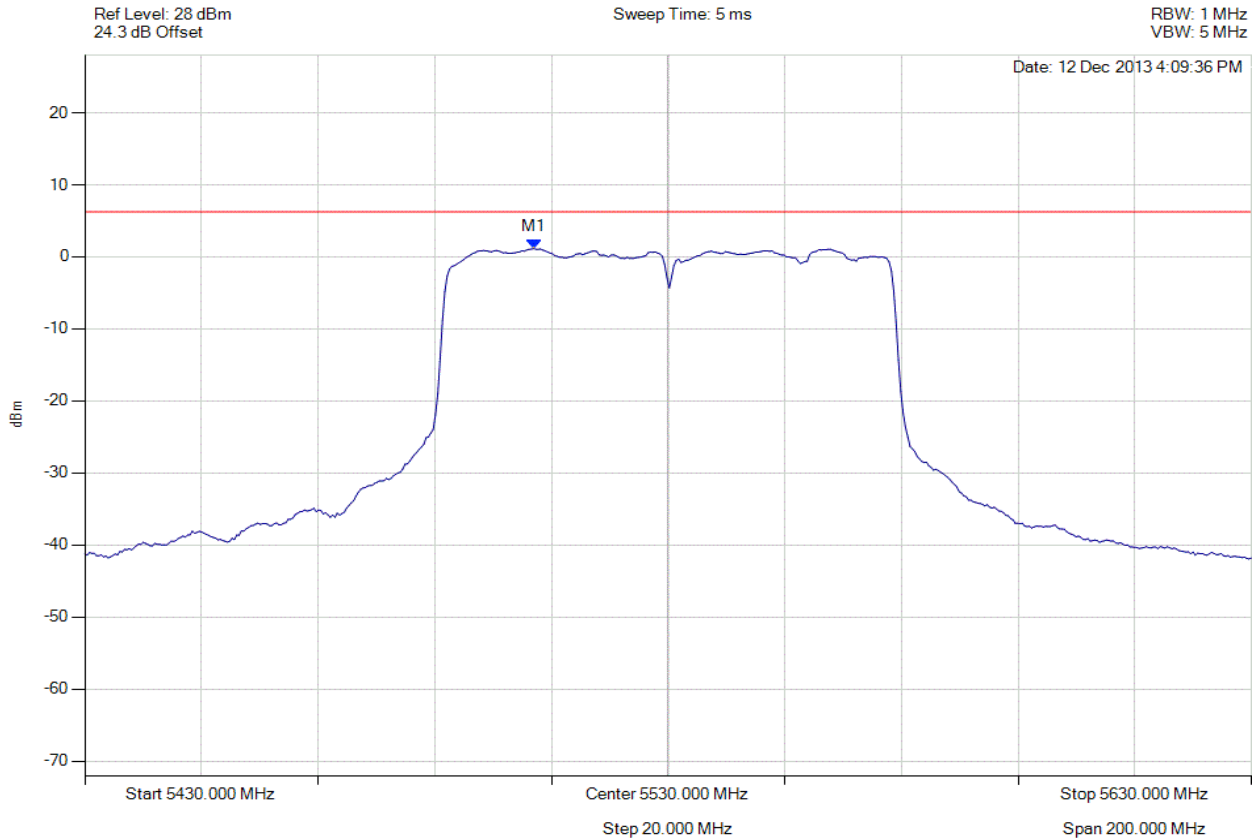


Title: Xirrus Inc. XI-AC1300, XI-AC867 (DFS Bands)
To: FCC 47 CFR Part 15.407 & IC RSS-210
Serial #: XIRR04-U8 Rev A
Issue Date: 22nd September 2014
Page: 413 of 492



PEAK POWER SPECTRAL DENSITY

Variant: 802.11ac-80, Channel: 5530.00 MHz, Chain c, Temp: Ambient, Voltage: 56 Vdc



Analyser Setup	Marker : Frequency : Amplitude	Test Results
Detector = RMS Sweep Count = 100 RF Atten (dB) = 20 Trace Mode = VIEW	M1 : 5506.954 MHz : 1.139 dBm	Limit: ≤ 6.229 dBm Margin: -5.09 dB

[Back to the Matrix](#)

This test report may be reproduced in full only. The document may only be updated by MiCOM Labs personnel. Any changes will be noted in the Document History section of the report.

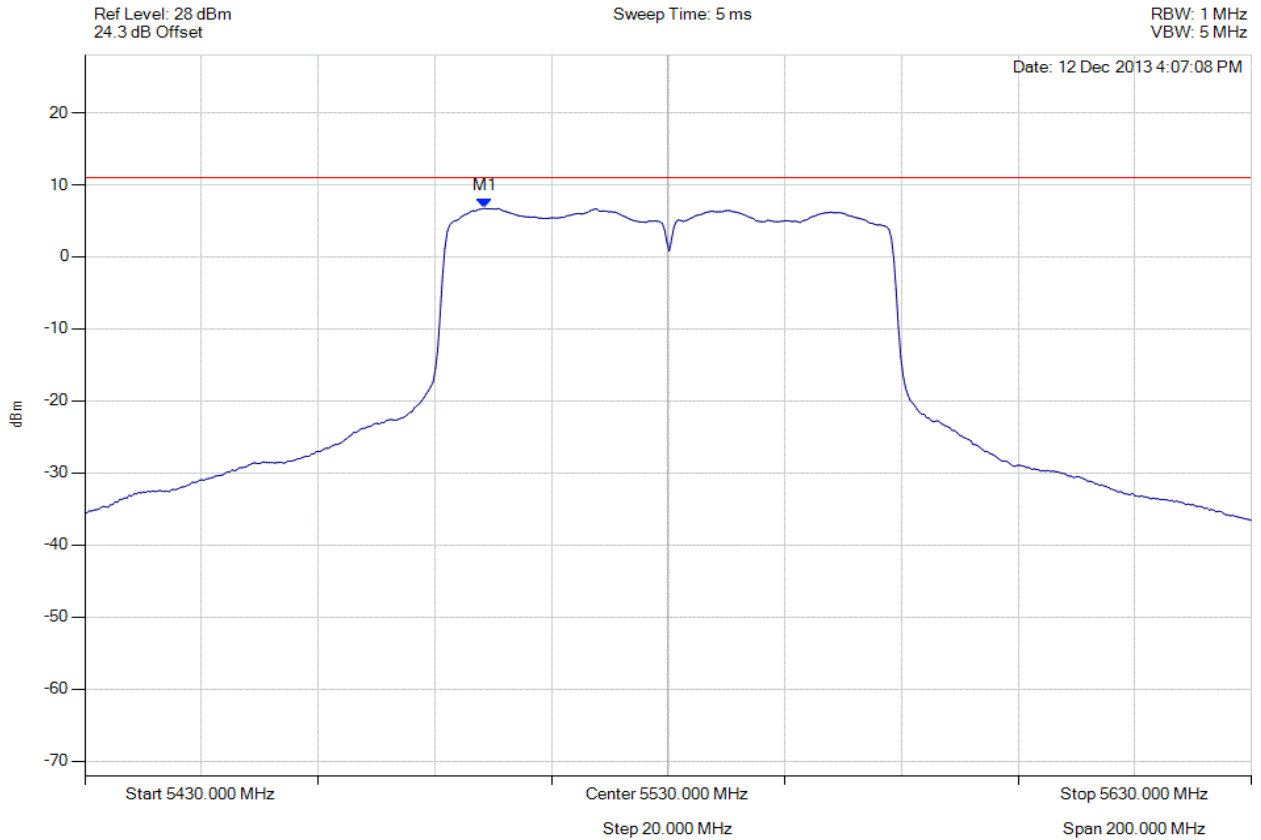


Title: Xirrus Inc. XI-AC1300, XI-AC867 (DFS Bands)
To: FCC 47 CFR Part 15.407 & IC RSS-210
Serial #: XIRR04-U8 Rev A
Issue Date: 22nd September 2014
Page: 414 of 492



PEAK POWER SPECTRAL DENSITY

Variant: 802.11ac-80, Channel: 5530.00 MHz, SUM, Temp: Ambient, Voltage: 56 Vdc



Analyser Setup	Marker : Frequency : Amplitude	Test Results
Detector = RMS Sweep Count = 100 RF Atten (dB) = 20 Trace Mode = VIEW	M1 : 5498.537 MHz : 6.726 dBm	Limit: ≤ 11.0 dBm Margin: -4.3 dB

[Back to the Matrix](#)

This test report may be reproduced in full only. The document may only be updated by MiCOM Labs personnel. Any changes will be noted in the Document History section of the report.

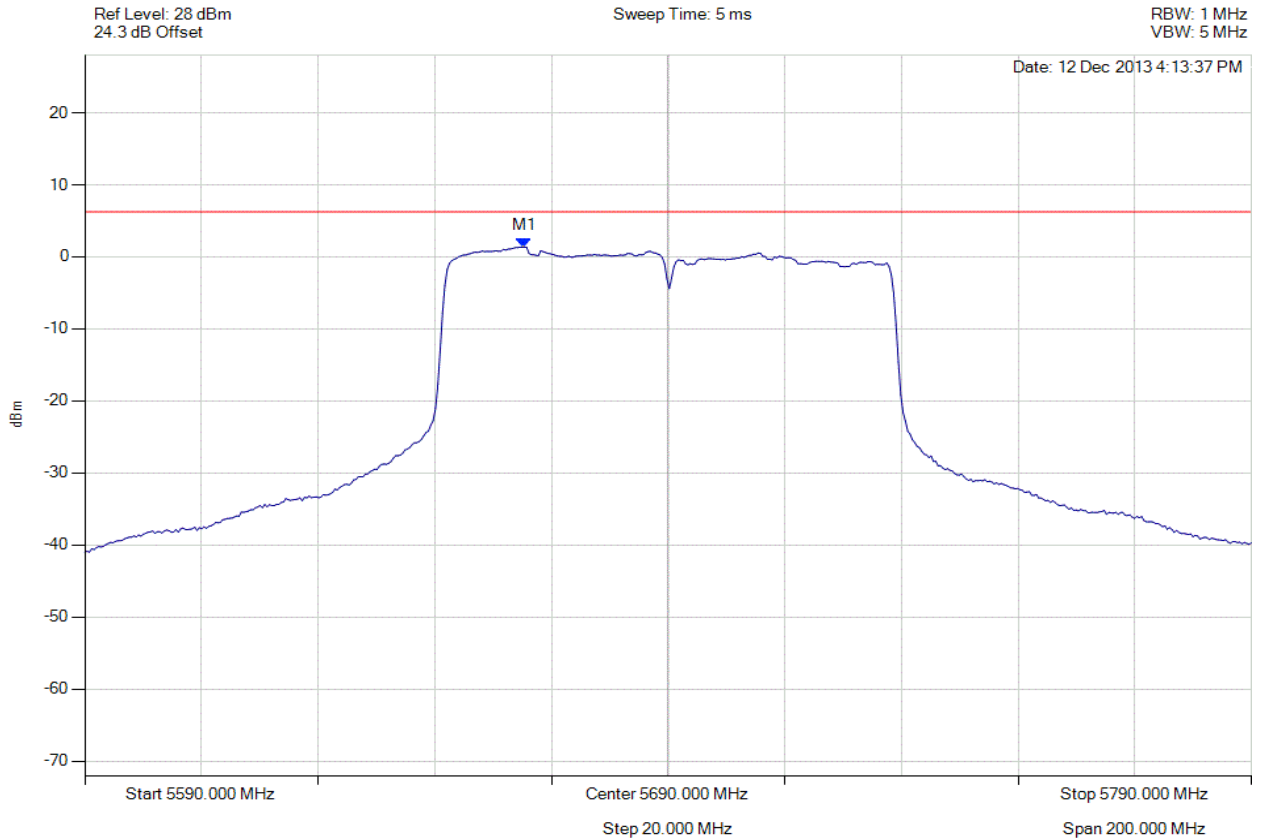


Title: Xirrus Inc. XI-AC1300, XI-AC867 (DFS Bands)
To: FCC 47 CFR Part 15.407 & IC RSS-210
Serial #: XIRR04-U8 Rev A
Issue Date: 22nd September 2014
Page: 415 of 492



PEAK POWER SPECTRAL DENSITY

Variant: 802.11ac-80, Channel: 5690.00 MHz, Chain a, Temp: Ambient, Voltage: 56 Vdc



Analyser Setup	Marker : Frequency : Amplitude	Test Results
Detector = RMS Sweep Count = 100 RF Atten (dB) = 20 Trace Mode = VIEW	M1 : 5665.351 MHz : 1.336 dBm	Limit: ≤ 6.229 dBm Margin: -4.89 dB

[Back to the Matrix](#)

This test report may be reproduced in full only. The document may only be updated by MiCOM Labs personnel. Any changes will be noted in the Document History section of the report.

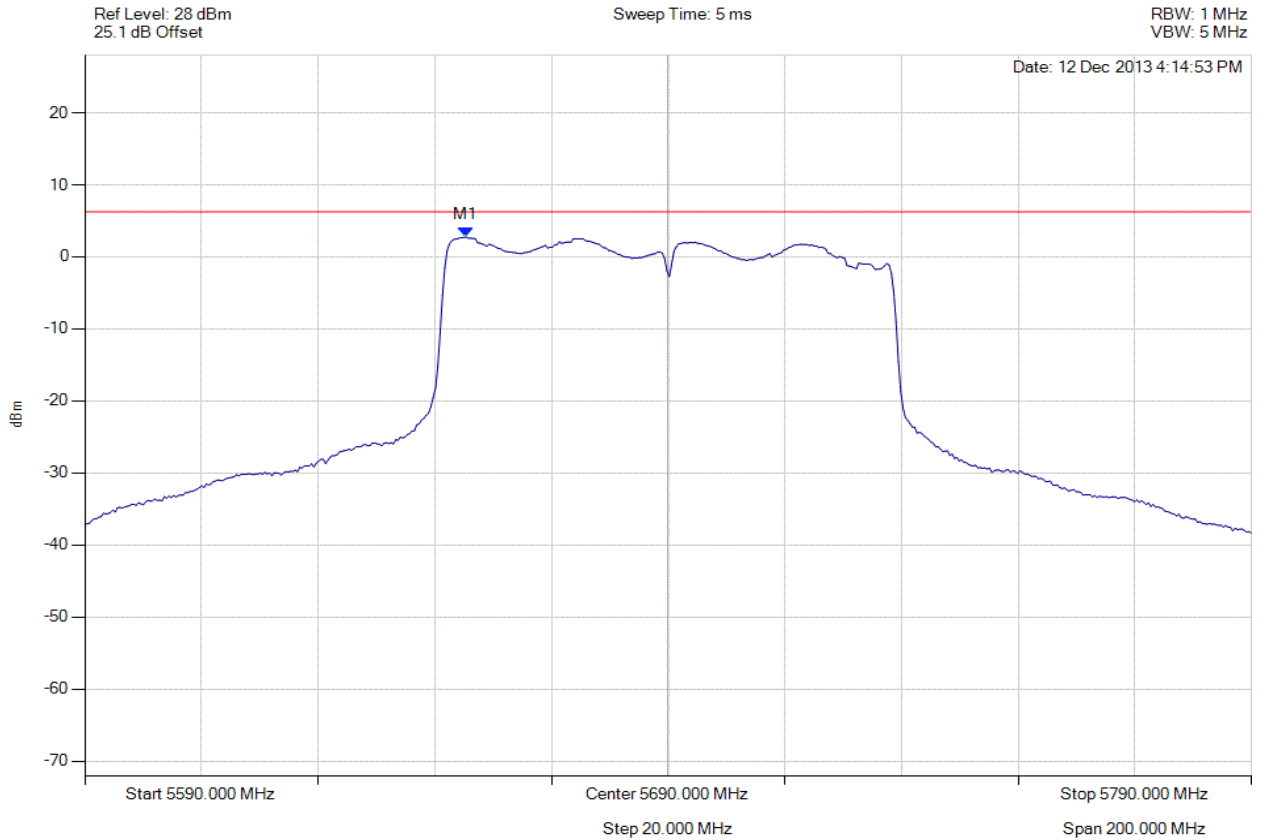


Title: Xirrus Inc. XI-AC1300, XI-AC867 (DFS Bands)
To: FCC 47 CFR Part 15.407 & IC RSS-210
Serial #: XIRR04-U8 Rev A
Issue Date: 22nd September 2014
Page: 416 of 492



PEAK POWER SPECTRAL DENSITY

Variant: 802.11ac-80, Channel: 5690.00 MHz, Chain b, Temp: Ambient, Voltage: 56 Vdc



Analyser Setup	Marker : Frequency : Amplitude	Test Results
Detector = RMS Sweep Count = 100 RF Atten (dB) = 20 Trace Mode = VIEW	M1 : 5655.331 MHz : 2.762 dBm	Limit: ≤ 6.229 dBm Margin: -3.47 dB

[Back to the Matrix](#)

This test report may be reproduced in full only. The document may only be updated by MiCOM Labs personnel. Any changes will be noted in the Document History section of the report.

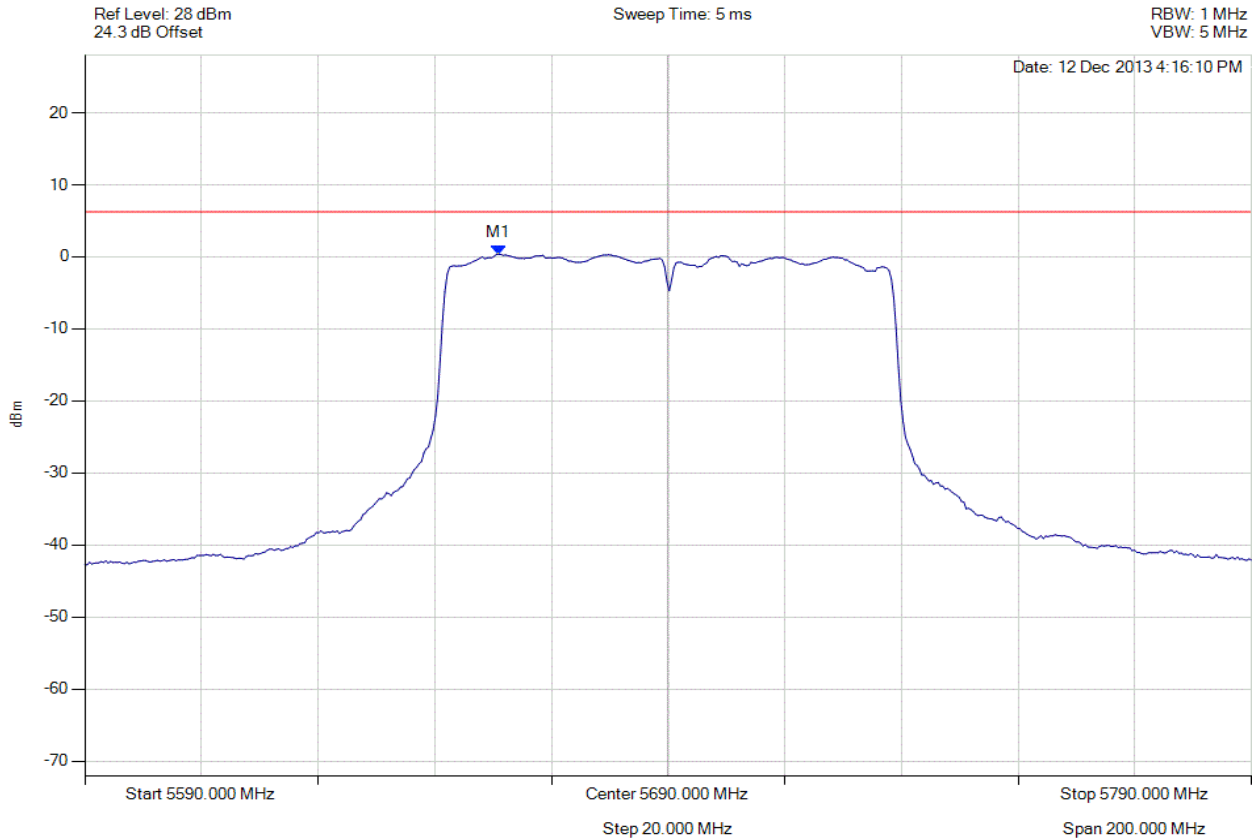


Title: Xirrus Inc. XI-AC1300, XI-AC867 (DFS Bands)
To: FCC 47 CFR Part 15.407 & IC RSS-210
Serial #: XIRR04-U8 Rev A
Issue Date: 22nd September 2014
Page: 417 of 492



PEAK POWER SPECTRAL DENSITY

Variant: 802.11ac-80, Channel: 5690.00 MHz, Chain c, Temp: Ambient, Voltage: 56 Vdc



Analyser Setup	Marker : Frequency : Amplitude	Test Results
Detector = RMS Sweep Count = 100 RF Atten (dB) = 20 Trace Mode = VIEW	M1 : 5660.942 MHz : 0.363 dBm	Limit: ≤ 6.229 dBm Margin: -5.87 dB

[Back to the Matrix](#)

This test report may be reproduced in full only. The document may only be updated by MiCOM Labs personnel. Any changes will be noted in the Document History section of the report.

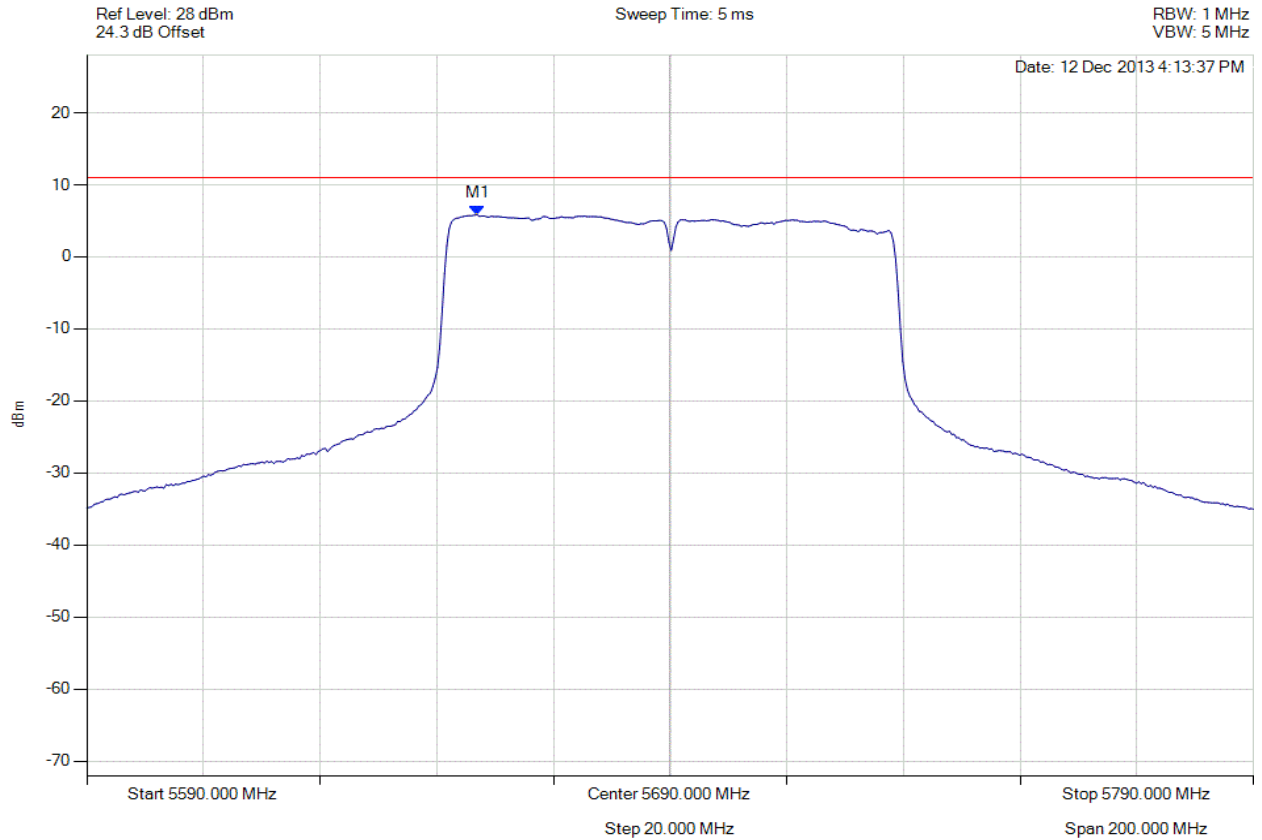


Title: Xirrus Inc. XI-AC1300, XI-AC867 (DFS Bands)
To: FCC 47 CFR Part 15.407 & IC RSS-210
Serial #: XIRR04-U8 Rev A
Issue Date: 22nd September 2014
Page: 418 of 492



PEAK POWER SPECTRAL DENSITY

Variant: 802.11ac-80, Channel: 5690.00 MHz, SUM, Temp: Ambient, Voltage: 56 Vdc



Analyser Setup	Marker : Frequency : Amplitude	Test Results
Detector = RMS Sweep Count = 100 RF Atten (dB) = 20 Trace Mode = VIEW	M1 : 5656.934 MHz : 5.837 dBm	Limit: ≤ 11.0 dBm Margin: -5.2 dB

[Back to the Matrix](#)

This test report may be reproduced in full only. The document may only be updated by MiCOM Labs personnel. Any changes will be noted in the Document History section of the report.

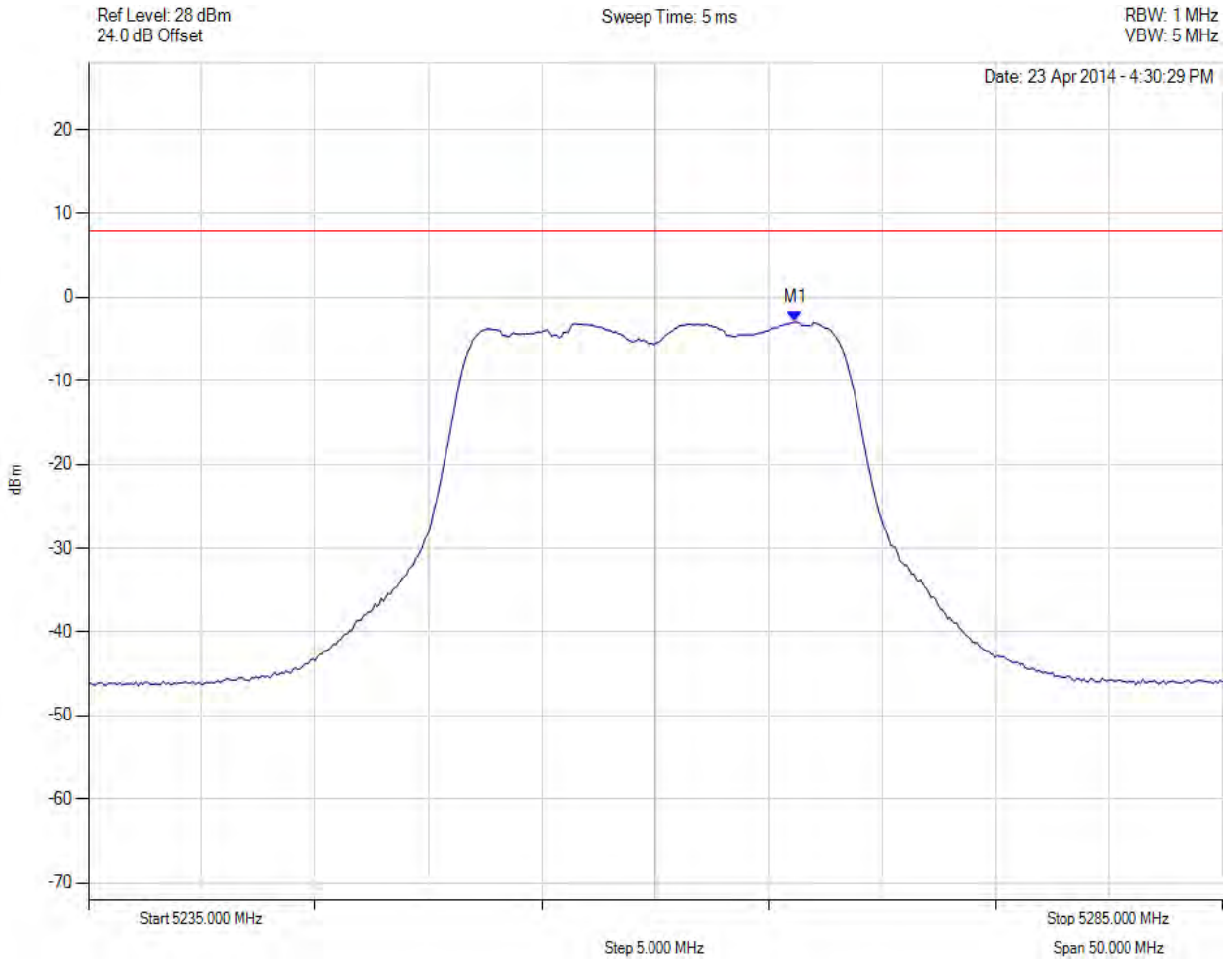


Title: Xirrus Inc. XI-AC1300, XI-AC867 (DFS Bands)
To: FCC 47 CFR Part 15.407 & IC RSS-210
Serial #: XIRR04-U8 Rev A
Issue Date: 22nd September 2014
Page: 419 of 492

PEAK POWER SPECTRAL DENSITY



Variant: 802.11a, Channel: 5260.00 MHz, Chain a, Temp: Ambient, Voltage: 55 Vdc



Analyser Setup	Marker:Frequency:Amplitude	Test Results
Detector = RMS Sweep Count = 100 RF Atten (dB) = 20 Trace Mode = VIEW	M1 : 5266.162 MHz : -3.011 dBm	Limit: ≤ 7.990 dBm Margin: 10.91 dB

[Back to Matrix](#)

This test report may be reproduced in full only. The document may only be updated by MiCOM Labs personnel. Any changes will be noted in the Document History section of the report.

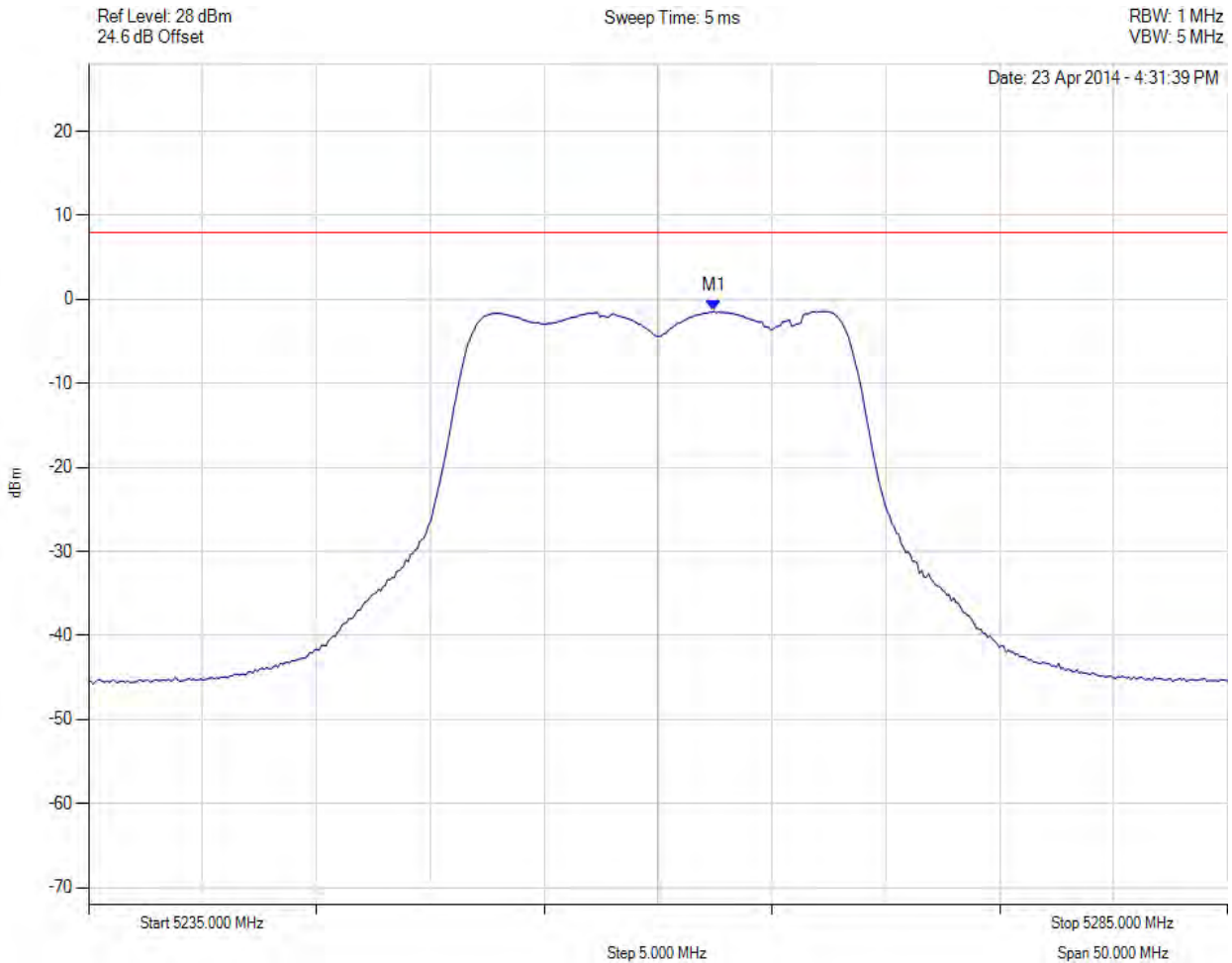


Title: Xirrus Inc. XI-AC1300, XI-AC867 (DFS Bands)
To: FCC 47 CFR Part 15.407 & IC RSS-210
Serial #: XIRR04-U8 Rev A
Issue Date: 22nd September 2014
Page: 420 of 492

PEAK POWER SPECTRAL DENSITY



Variant: 802.11a, Channel: 5260.00 MHz, Chain b, Temp: Ambient, Voltage: 55 Vdc



Analyser Setup	Marker:Frequency:Amplitude	Test Results
Detector = RMS Sweep Count = 100 RF Atten (dB) = 20 Trace Mode = VIEW	M1 : 5262.455 MHz : -1.395 dBm	Limit: ≤ 7.990 dBm Margin: 9.30 dB

[Back to Matrix](#)

This test report may be reproduced in full only. The document may only be updated by MiCOM Labs personnel. Any changes will be noted in the Document History section of the report.

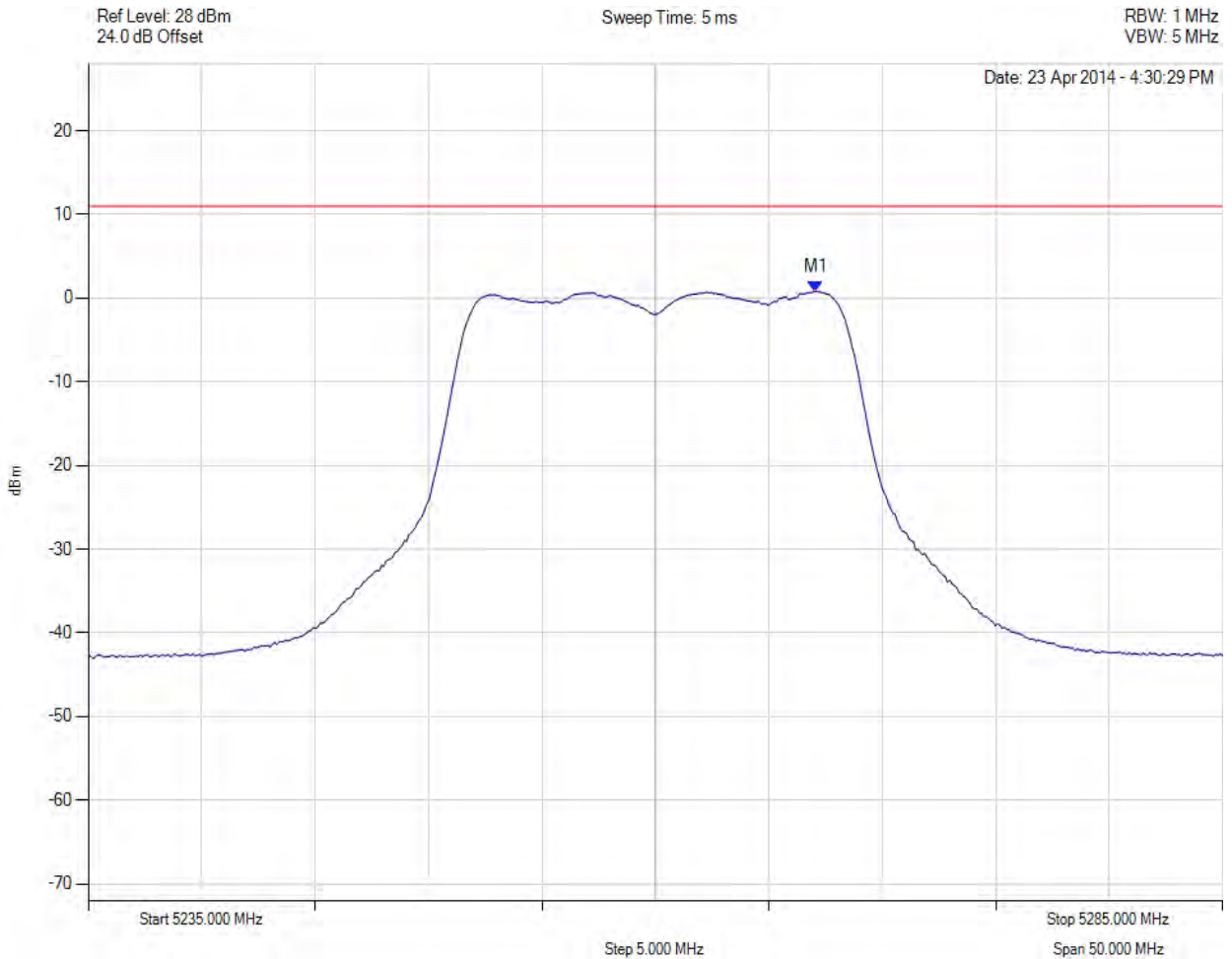


Title: Xirrus Inc. XI-AC1300, XI-AC867 (DFS Bands)
To: FCC 47 CFR Part 15.407 & IC RSS-210
Serial #: XIRR04-U8 Rev A
Issue Date: 22nd September 2014
Page: 421 of 492

PEAK POWER SPECTRAL DENSITY



Variant: 802.11a, Channel: 5260.00 MHz, SUM, Temp: Ambient, Voltage: 55 Vdc



Analyser Setup	Marker:Frequency:Amplitude	Test Results
Detector = RMS Sweep Count = 100 RF Atten (dB) = 20 Trace Mode = VIEW	M1 : 5267.064 MHz : 0.801 dBm	Limit: ≤ 11.0 dBm Margin: -10.2 dB

[Back to Matrix](#)

This test report may be reproduced in full only. The document may only be updated by MiCOM Labs personnel. Any changes will be noted in the Document History section of the report.

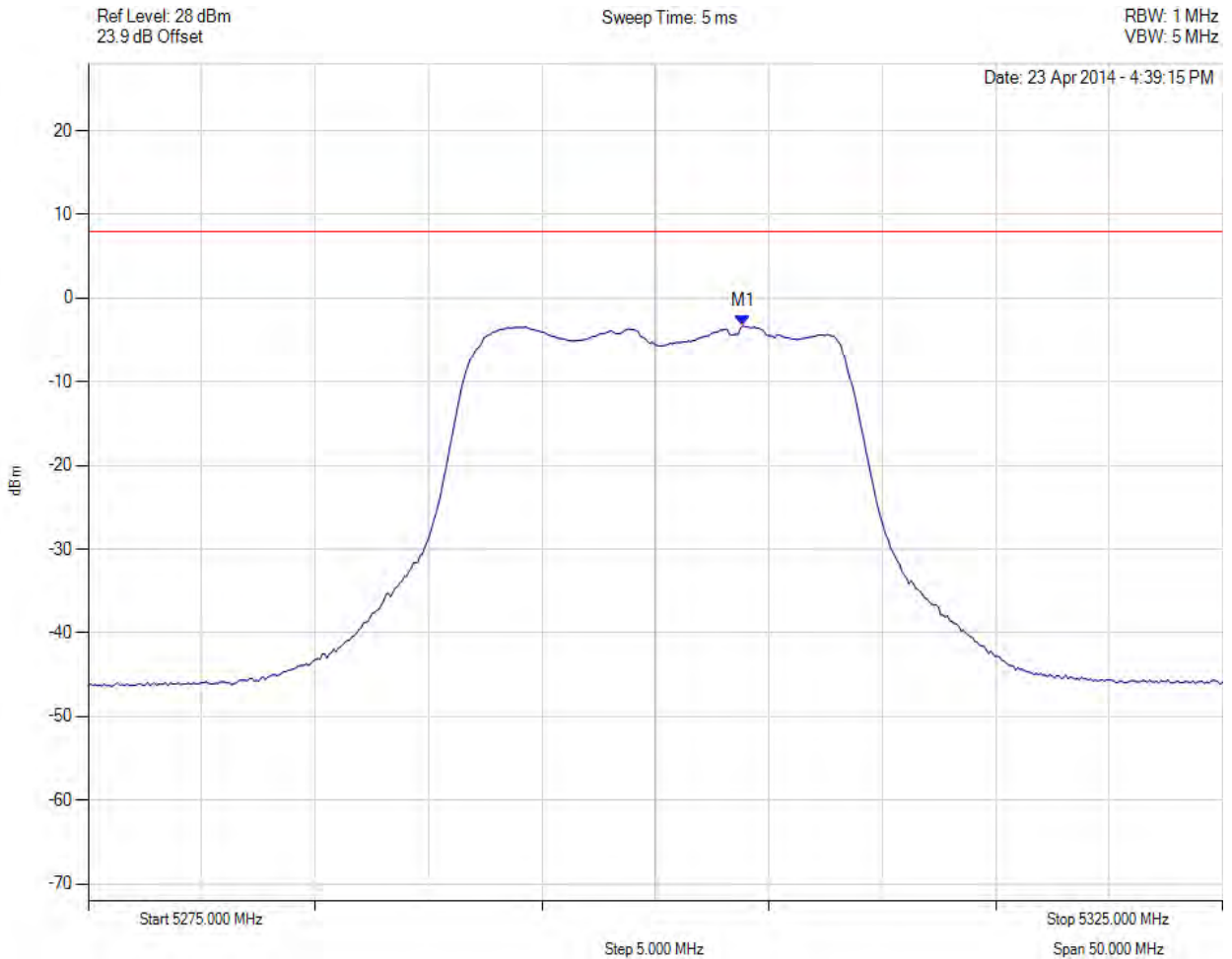


Title: Xirrus Inc. XI-AC1300, XI-AC867 (DFS Bands)
To: FCC 47 CFR Part 15.407 & IC RSS-210
Serial #: XIRR04-U8 Rev A
Issue Date: 22nd September 2014
Page: 422 of 492

PEAK POWER SPECTRAL DENSITY



Variant: 802.11a, Channel: 5300.00 MHz, Chain a, Temp: Ambient, Voltage: 55 Vdc



Analyser Setup	Marker:Frequency:Amplitude	Test Results
Detector = RMS Sweep Count = 100 RF Atten (dB) = 20 Trace Mode = VIEW	M1 : 5303.858 MHz : -3.300 dBm	Limit: ≤ 7.990 dBm Margin: 11.20 dB

[Back to Matrix](#)

This test report may be reproduced in full only. The document may only be updated by MiCOM Labs personnel. Any changes will be noted in the Document History section of the report.

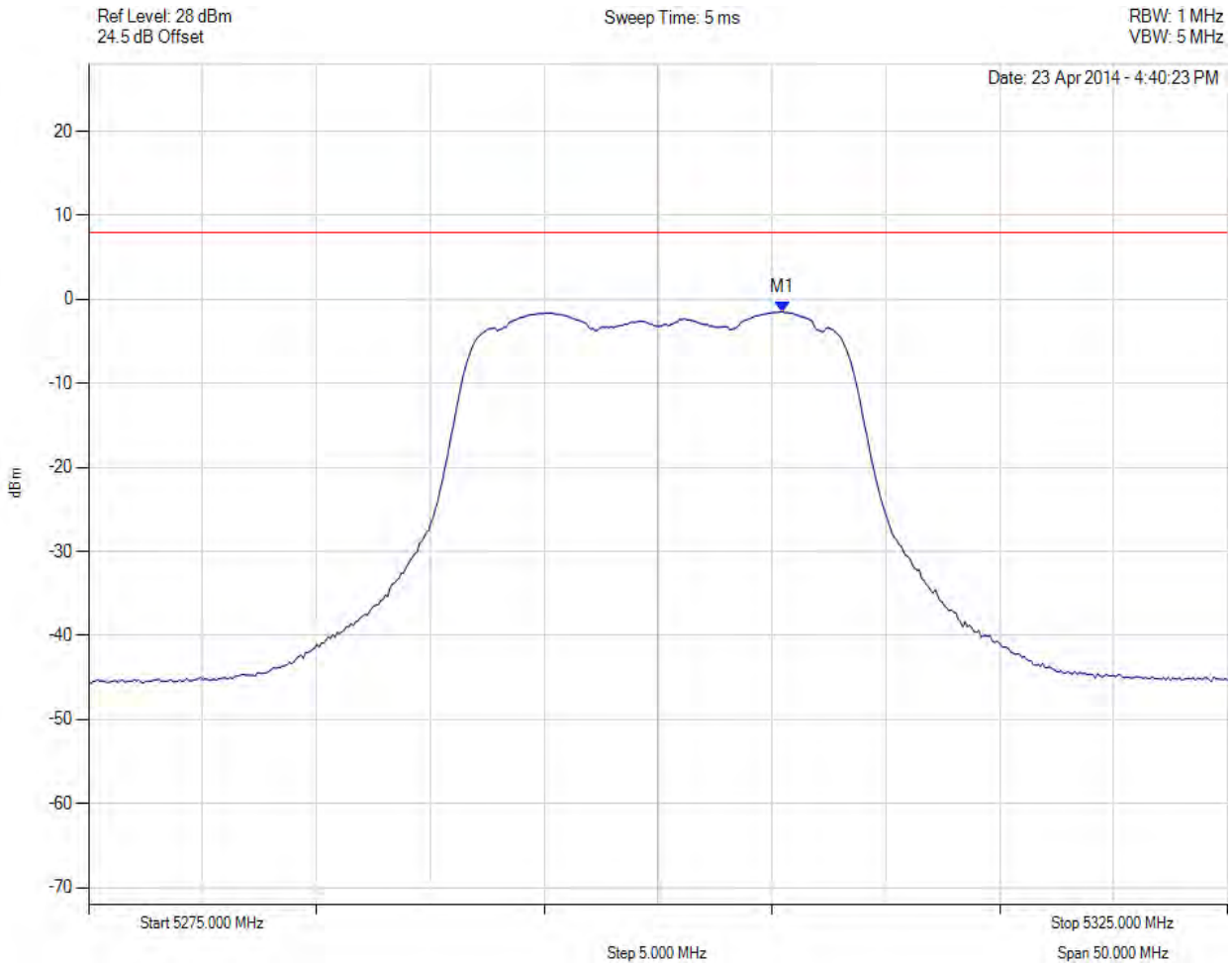


Title: Xirrus Inc. XI-AC1300, XI-AC867 (DFS Bands)
To: FCC 47 CFR Part 15.407 & IC RSS-210
Serial #: XIRR04-U8 Rev A
Issue Date: 22nd September 2014
Page: 423 of 492

PEAK POWER SPECTRAL DENSITY



Variant: 802.11a, Channel: 5300.00 MHz, Chain b, Temp: Ambient, Voltage: 55 Vdc



Analyser Setup	Marker:Frequency:Amplitude	Test Results
Detector = RMS Sweep Count = 100 RF Atten (dB) = 20 Trace Mode = VIEW	M1 : 5305.461 MHz : -1.446 dBm	Limit: ≤ 7.990 dBm Margin: 9.35 dB

[Back to Matrix](#)

This test report may be reproduced in full only. The document may only be updated by MiCOM Labs personnel. Any changes will be noted in the Document History section of the report.

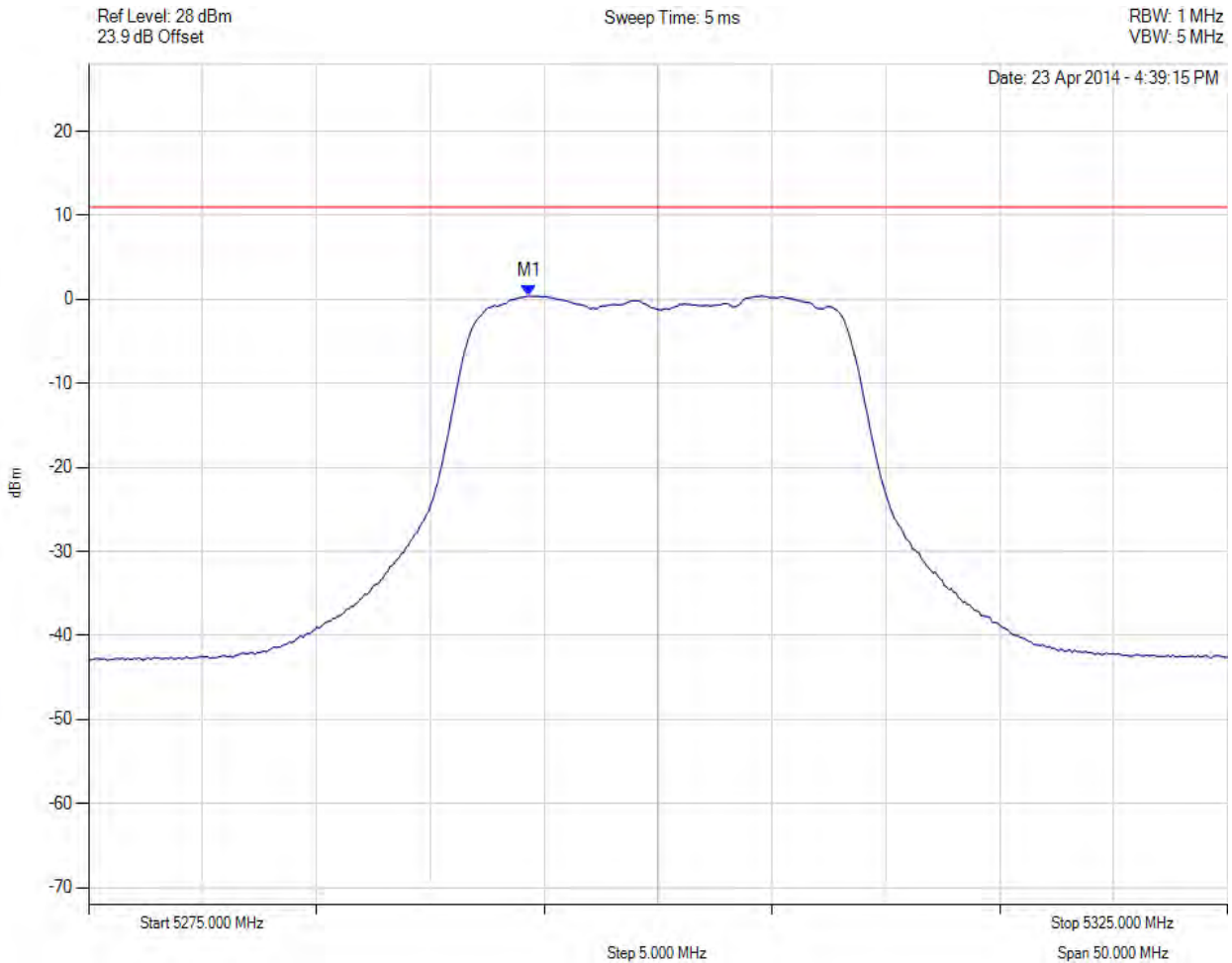


Title: Xirrus Inc. XI-AC1300, XI-AC867 (DFS Bands)
To: FCC 47 CFR Part 15.407 & IC RSS-210
Serial #: XIRR04-U8 Rev A
Issue Date: 22nd September 2014
Page: 424 of 492

PEAK POWER SPECTRAL DENSITY



Variant: 802.11a, Channel: 5300.00 MHz, SUM, Temp: Ambient, Voltage: 55 Vdc



Analyser Setup	Marker:Frequency:Amplitude	Test Results
Detector = RMS Sweep Count = 100 RF Atten (dB) = 20 Trace Mode = VIEW	M1 : 5294.339 MHz : 0.430 dBm	Limit: ≤ 11.0 dBm Margin: -10.6 dB

[Back to Matrix](#)

This test report may be reproduced in full only. The document may only be updated by MiCOM Labs personnel. Any changes will be noted in the Document History section of the report.

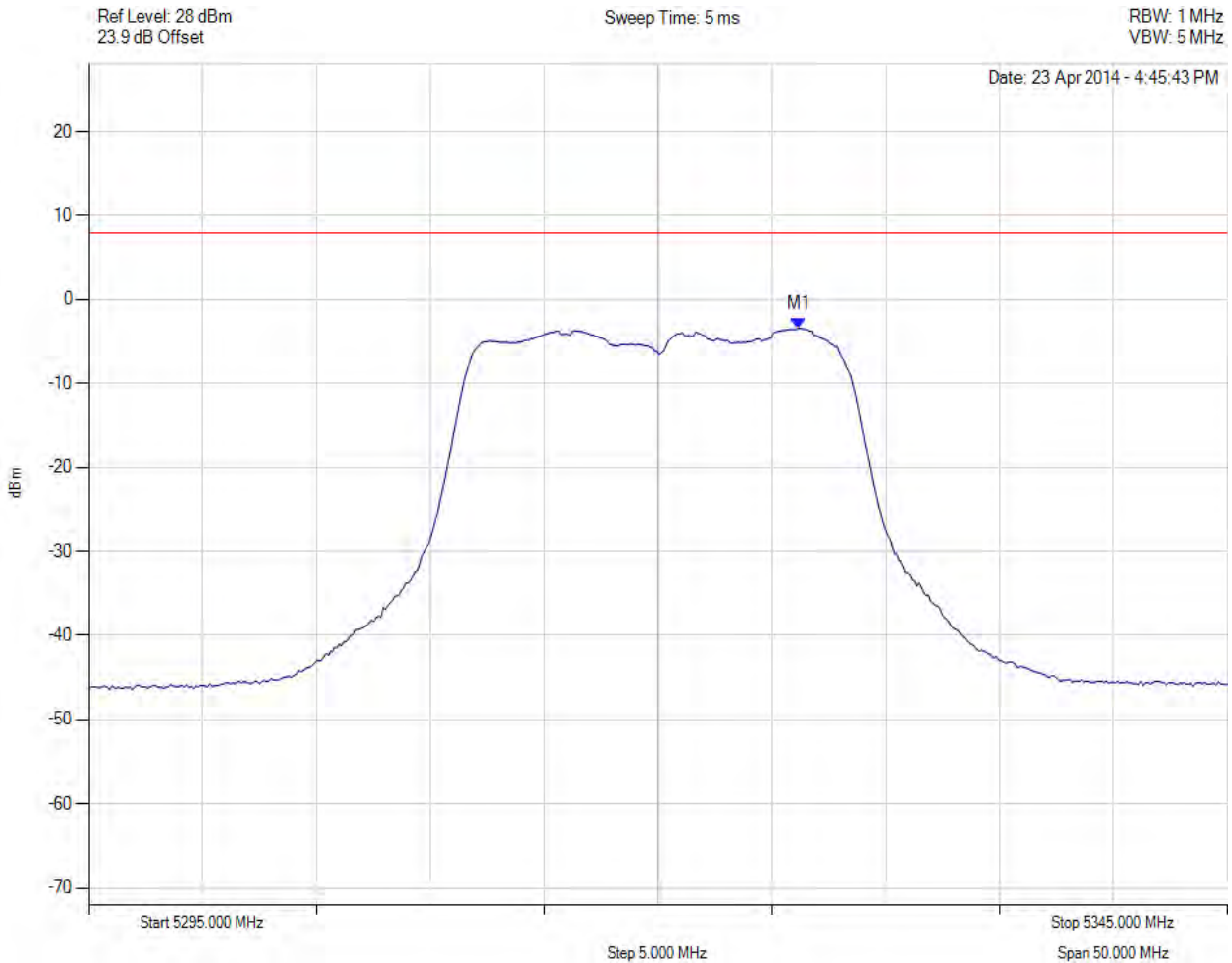


Title: Xirrus Inc. XI-AC1300, XI-AC867 (DFS Bands)
To: FCC 47 CFR Part 15.407 & IC RSS-210
Serial #: XIRR04-U8 Rev A
Issue Date: 22nd September 2014
Page: 425 of 492

PEAK POWER SPECTRAL DENSITY



Variant: 802.11a, Channel: 5320.00 MHz, Chain a, Temp: Ambient, Voltage: 55 Vdc



Analyser Setup	Marker:Frequency:Amplitude	Test Results
Detector = RMS Sweep Count = 100 RF Atten (dB) = 20 Trace Mode = VIEW	M1 : 5326.162 MHz : -3.432 dBm	Limit: ≤ 7.990 dBm Margin: 11.33 dB

[Back to Matrix](#)

This test report may be reproduced in full only. The document may only be updated by MiCOM Labs personnel. Any changes will be noted in the Document History section of the report.

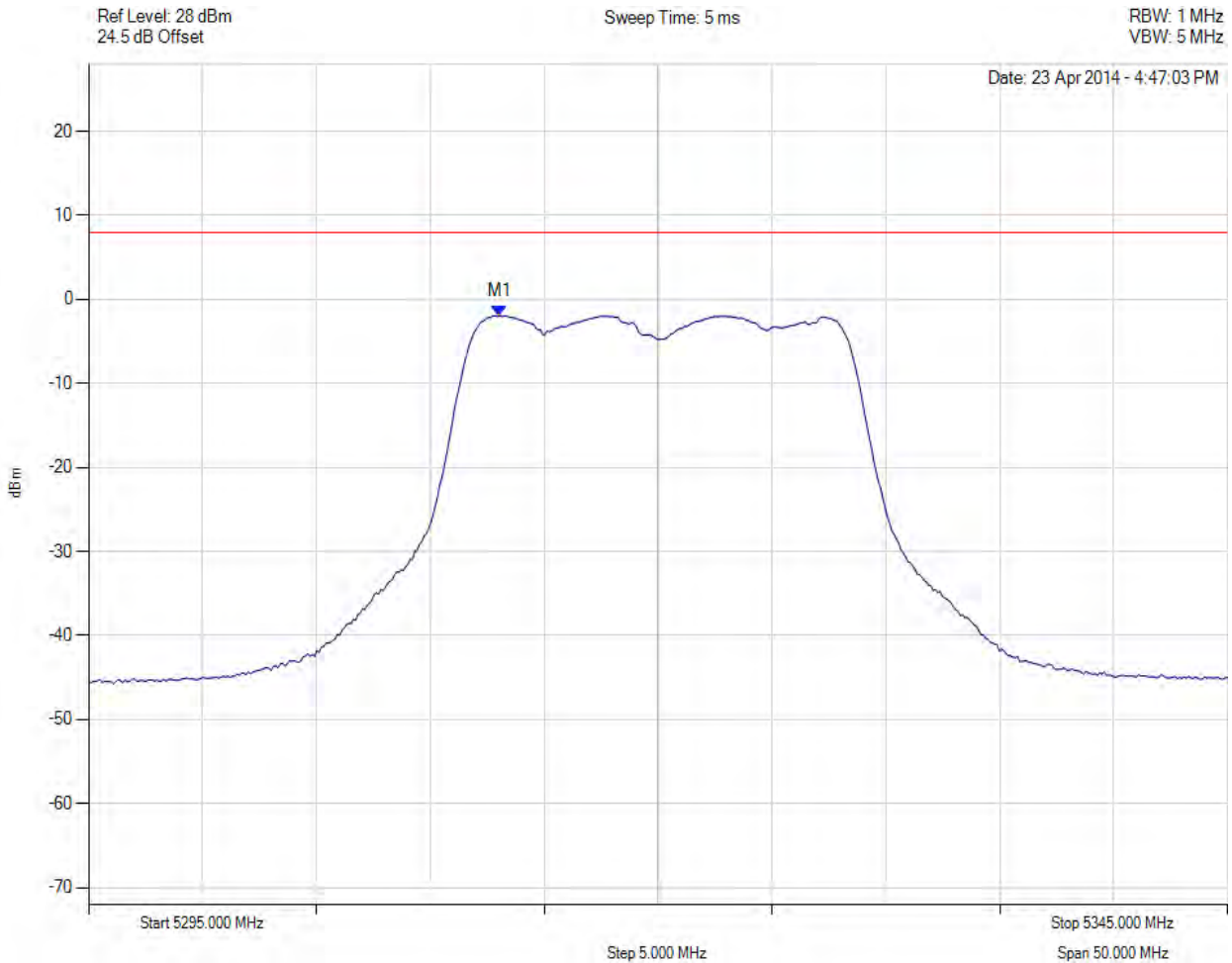


Title: Xirrus Inc. XI-AC1300, XI-AC867 (DFS Bands)
To: FCC 47 CFR Part 15.407 & IC RSS-210
Serial #: XIRR04-U8 Rev A
Issue Date: 22nd September 2014
Page: 426 of 492

PEAK POWER SPECTRAL DENSITY



Variant: 802.11a, Channel: 5320.00 MHz, Chain b, Temp: Ambient, Voltage: 55 Vdc



Analyser Setup	Marker:Frequency:Amplitude	Test Results
Detector = RMS Sweep Count = 100 RF Atten (dB) = 20 Trace Mode = VIEW	M1 : 5313.036 MHz : -1.935 dBm	Limit: ≤ 7.990 dBm Margin: 9.84 dB

[Back to Matrix](#)

This test report may be reproduced in full only. The document may only be updated by MiCOM Labs personnel. Any changes will be noted in the Document History section of the report.

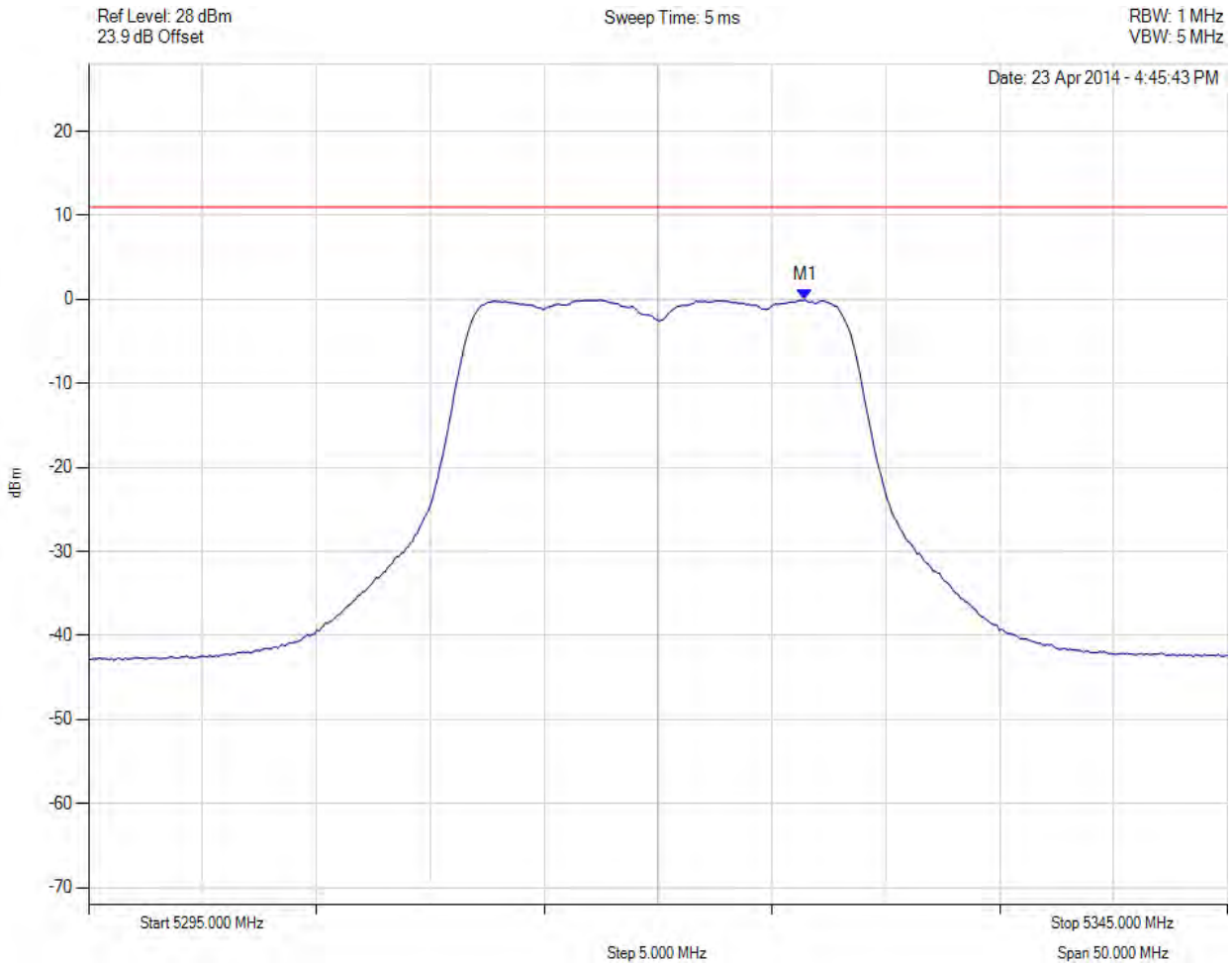


Title: Xirrus Inc. XI-AC1300, XI-AC867 (DFS Bands)
To: FCC 47 CFR Part 15.407 & IC RSS-210
Serial #: XIRR04-U8 Rev A
Issue Date: 22nd September 2014
Page: 427 of 492

PEAK POWER SPECTRAL DENSITY



Variant: 802.11a, Channel: 5320.00 MHz, SUM, Temp: Ambient, Voltage: 55 Vdc



Analyser Setup	Marker:Frequency:Amplitude	Test Results
Detector = RMS Sweep Count = 100 RF Atten (dB) = 20 Trace Mode = VIEW	M1 : 5326.463 MHz : -0.061 dBm	Limit: ≤ 11.0 dBm Margin: -11.1 dB

[Back to Matrix](#)

This test report may be reproduced in full only. The document may only be updated by MiCOM Labs personnel. Any changes will be noted in the Document History section of the report.

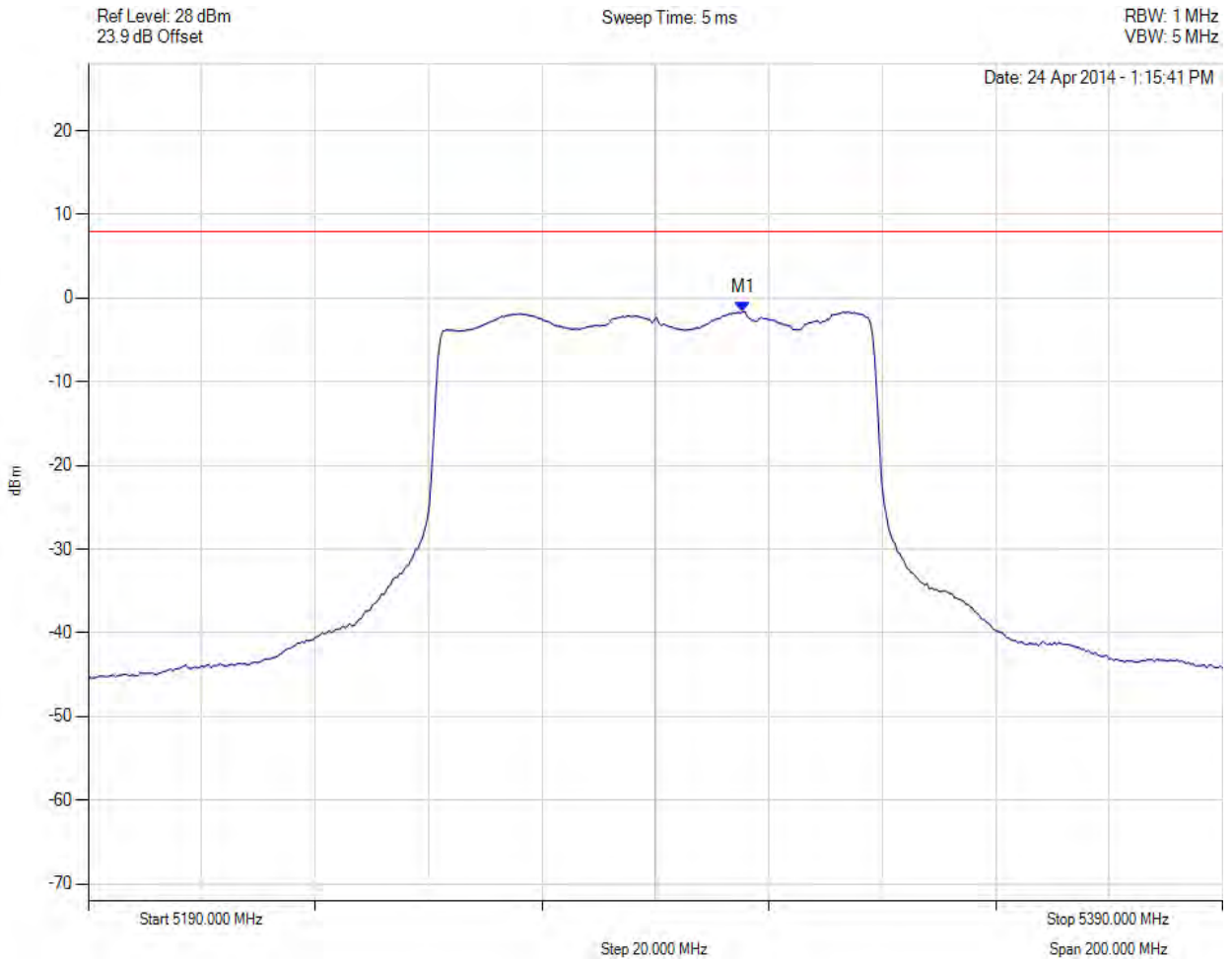


Title: Xirrus Inc. XI-AC1300, XI-AC867 (DFS Bands)
To: FCC 47 CFR Part 15.407 & IC RSS-210
Serial #: XIRR04-U8 Rev A
Issue Date: 22nd September 2014
Page: 428 of 492

PEAK POWER SPECTRAL DENSITY



Variation: 802.11ac-80, Channel: 5290.00 MHz, Chain a, Temp: Ambient, Voltage: 55 Vdc



Analyser Setup	Marker:Frequency:Amplitude	Test Results
Detector = RMS Sweep Count = 100 RF Atten (dB) = 20 Trace Mode = VIEW	M1 : 5305.431 MHz : -1.624 dBm	Limit: ≤ 7.990 dBm Margin: 9.53 dB

[Back to Matrix](#)

This test report may be reproduced in full only. The document may only be updated by MiCOM Labs personnel. Any changes will be noted in the Document History section of the report.

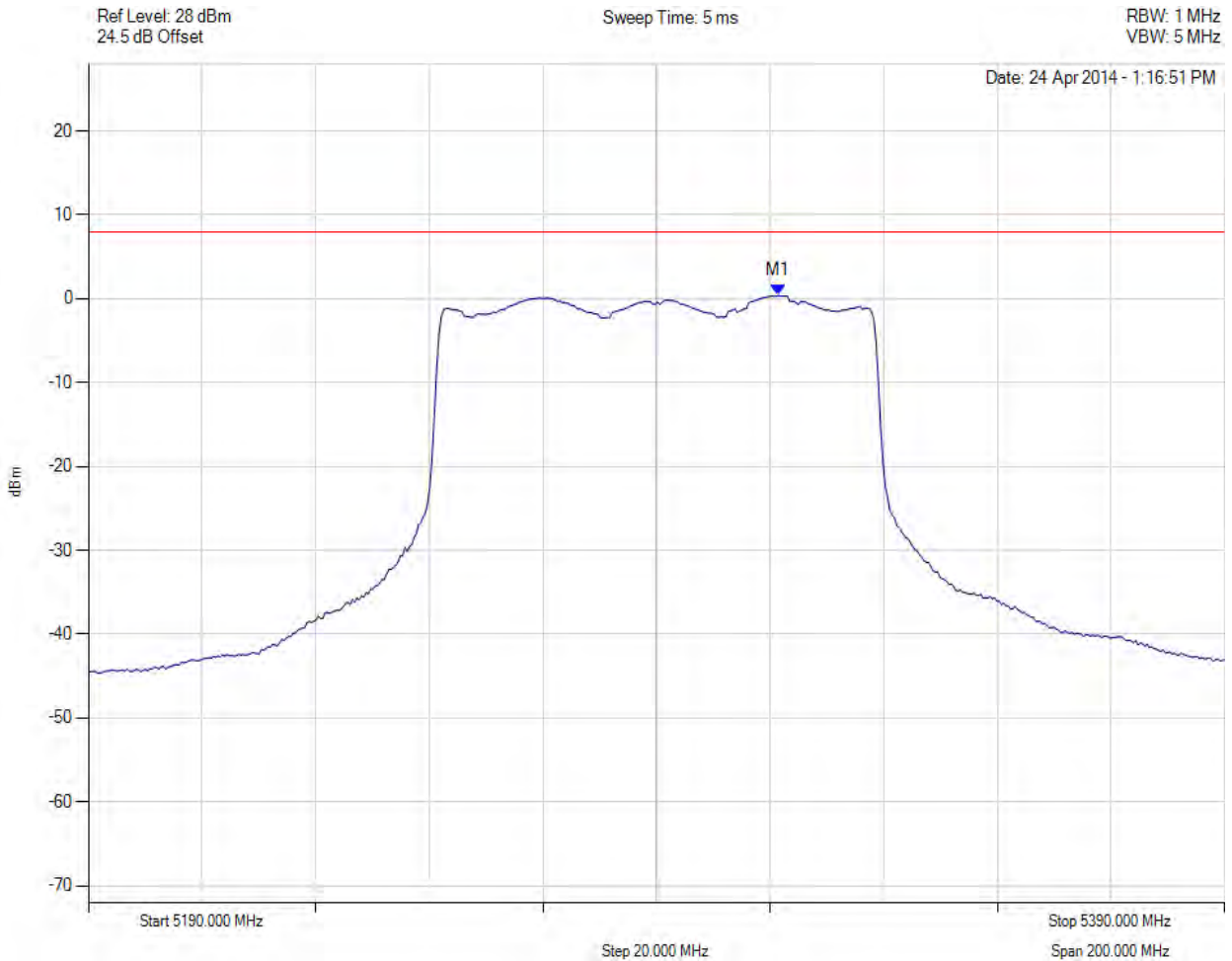


Title: Xirrus Inc. XI-AC1300, XI-AC867 (DFS Bands)
To: FCC 47 CFR Part 15.407 & IC RSS-210
Serial #: XIRR04-U8 Rev A
Issue Date: 22nd September 2014
Page: 429 of 492

PEAK POWER SPECTRAL DENSITY



Variant: 802.11ac-80, Channel: 5290.00 MHz, Chain b, Temp: Ambient, Voltage: 55 Vdc



Analyser Setup	Marker:Frequency:Amplitude	Test Results
Detector = RMS Sweep Count = 100 RF Atten (dB) = 20 Trace Mode = VIEW	M1 : 5311.443 MHz : 0.389 dBm	Limit: ≤ 7.990 dBm Margin: -7.51 dB

[Back to Matrix](#)

This test report may be reproduced in full only. The document may only be updated by MiCOM Labs personnel. Any changes will be noted in the Document History section of the report.

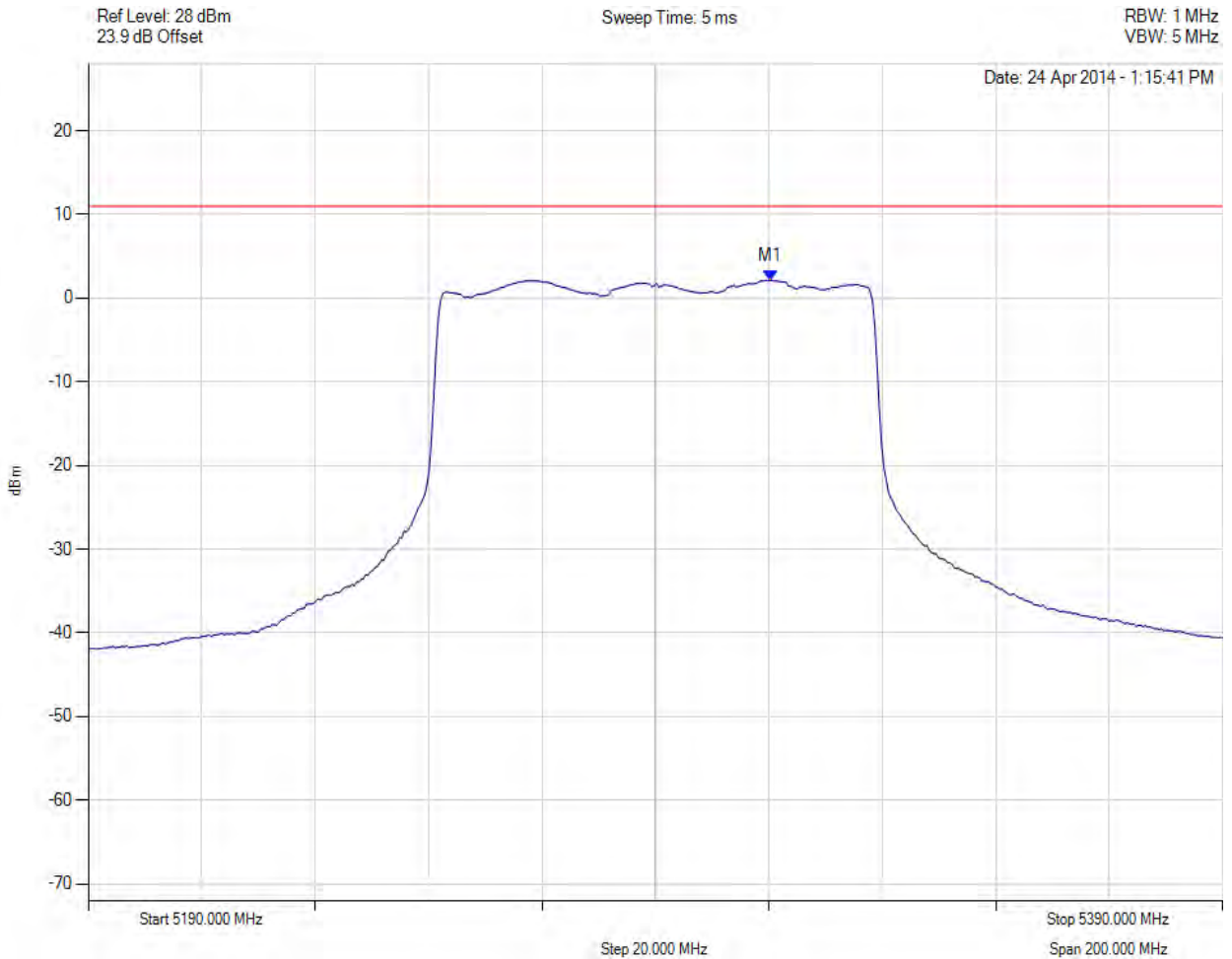


Title: Xirrus Inc. XI-AC1300, XI-AC867 (DFS Bands)
To: FCC 47 CFR Part 15.407 & IC RSS-210
Serial #: XIRR04-U8 Rev A
Issue Date: 22nd September 2014
Page: 430 of 492

PEAK POWER SPECTRAL DENSITY



Variant: 802.11ac-80, Channel: 5290.00 MHz, SUM, Temp: Ambient, Voltage: 55 Vdc



Analyser Setup	Marker:Frequency:Amplitude	Test Results
Detector = RMS Sweep Count = 100 RF Atten (dB) = 20 Trace Mode = VIEW	M1 : 5310.240 MHz : 2.140 dBm	Limit: ≤ 11.0 dBm Margin: -8.9 dB

[Back to Matrix](#)

This test report may be reproduced in full only. The document may only be updated by MiCOM Labs personnel. Any changes will be noted in the Document History section of the report.

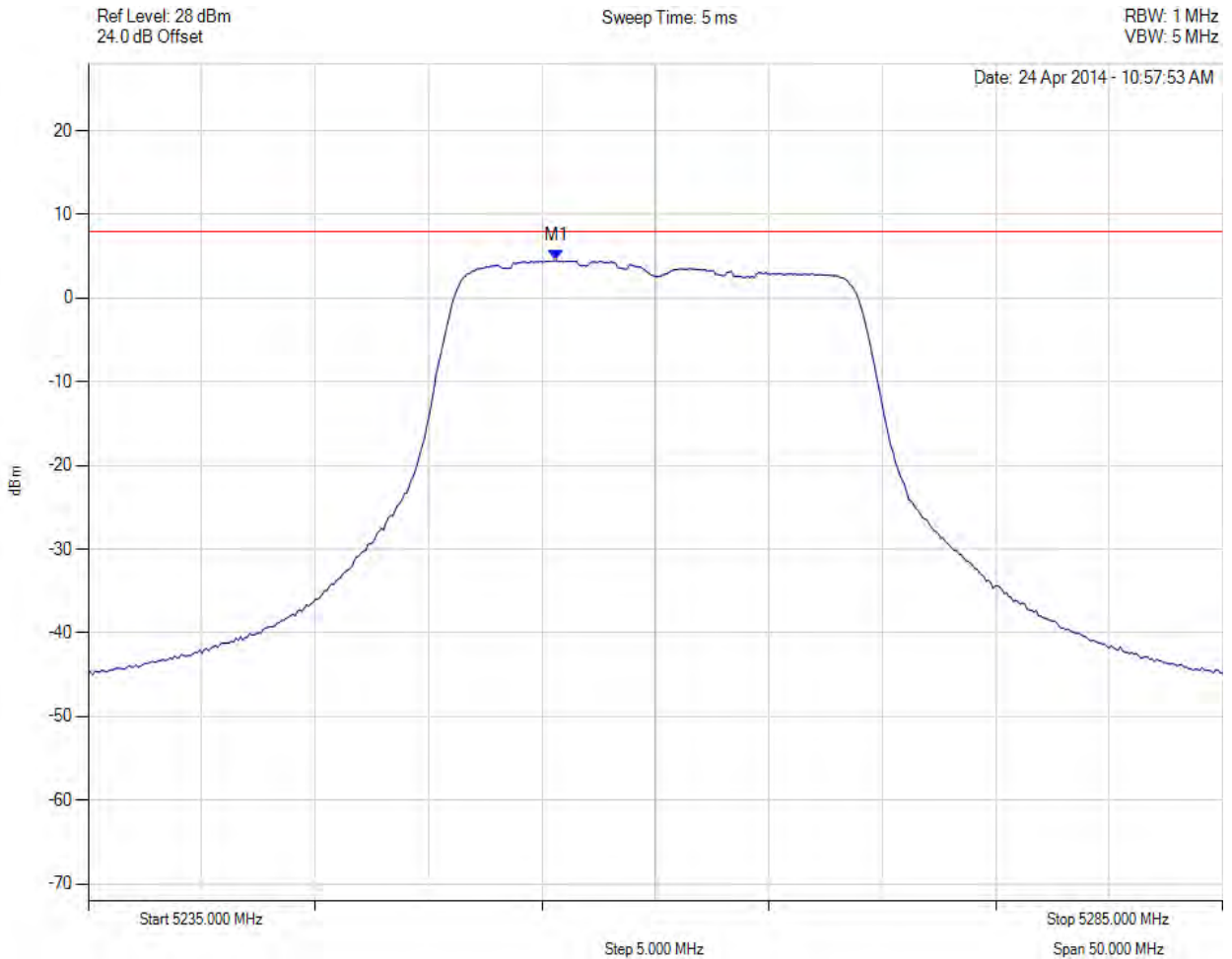


Title: Xirrus Inc. XI-AC1300, XI-AC867 (DFS Bands)
To: FCC 47 CFR Part 15.407 & IC RSS-210
Serial #: XIRR04-U8 Rev A
Issue Date: 22nd September 2014
Page: 431 of 492

PEAK POWER SPECTRAL DENSITY



Variant: 802.11n HT-20, Channel: 5260.00 MHz, Chain a, Temp: Ambient, Voltage: 55 Vdc



Analyser Setup	Marker:Frequency:Amplitude	Test Results
Detector = RMS Sweep Count = 100 RF Atten (dB) = 20 Trace Mode = VIEW	M1 : 5255.641 MHz : 4.490 dBm	Limit: ≤ 7.990 dBm Margin: -3.41 dB

[Back to Matrix](#)

This test report may be reproduced in full only. The document may only be updated by MiCOM Labs personnel. Any changes will be noted in the Document History section of the report.

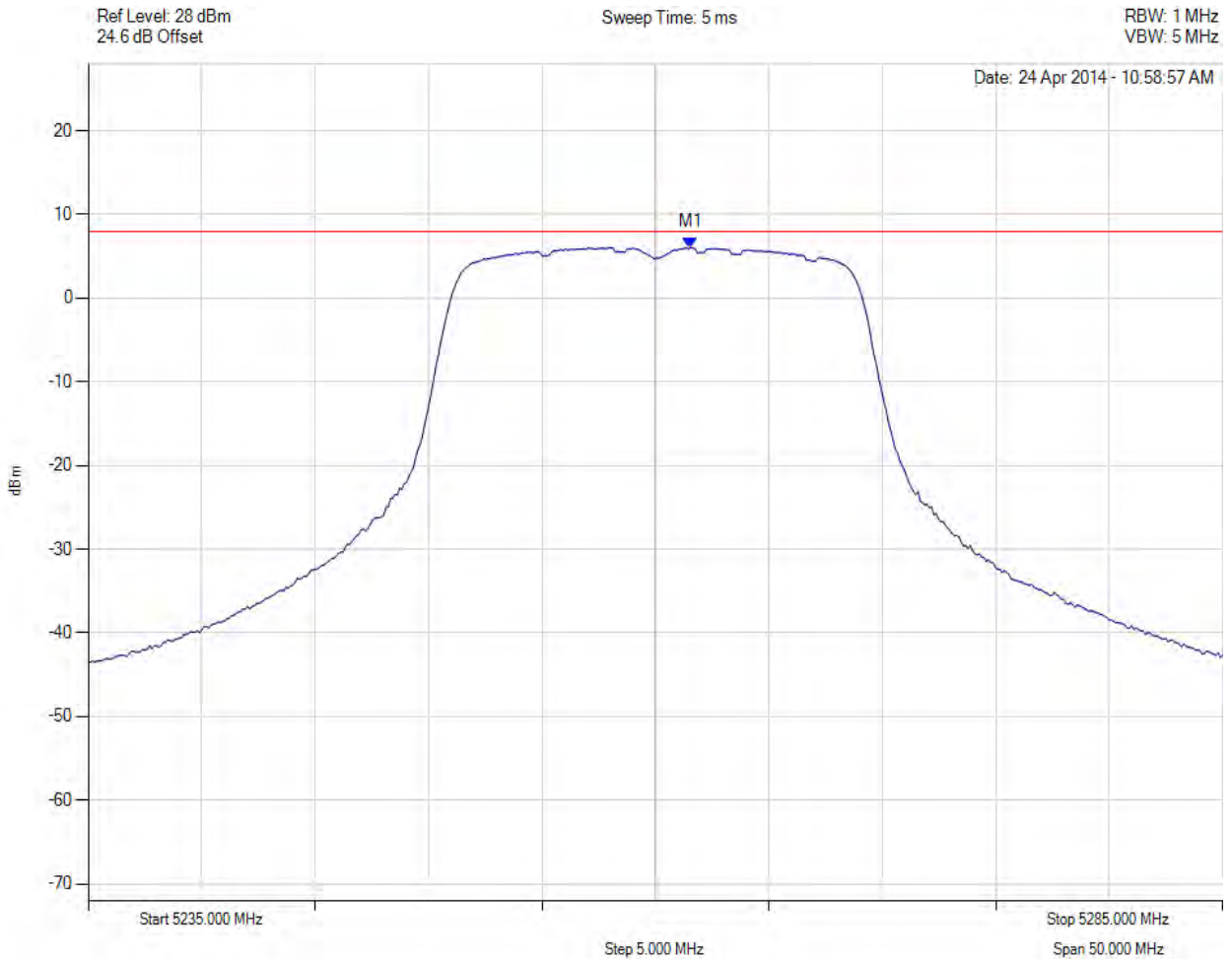


Title: Xirrus Inc. XI-AC1300, XI-AC867 (DFS Bands)
To: FCC 47 CFR Part 15.407 & IC RSS-210
Serial #: XIRR04-U8 Rev A
Issue Date: 22nd September 2014
Page: 432 of 492

PEAK POWER SPECTRAL DENSITY



Variant: 802.11n HT-20, Channel: 5260.00 MHz, Chain b, Temp: Ambient, Voltage: 55 Vdc



Analyser Setup	Marker:Frequency:Amplitude	Test Results
Detector = RMS Sweep Count = 100 RF Atten (dB) = 20 Trace Mode = VIEW	M1 : 5261.553 MHz : 6.066 dBm	Limit: ≤ 7.990 dBm Margin: -1.84 dB

[Back to Matrix](#)

This test report may be reproduced in full only. The document may only be updated by MiCOM Labs personnel. Any changes will be noted in the Document History section of the report.

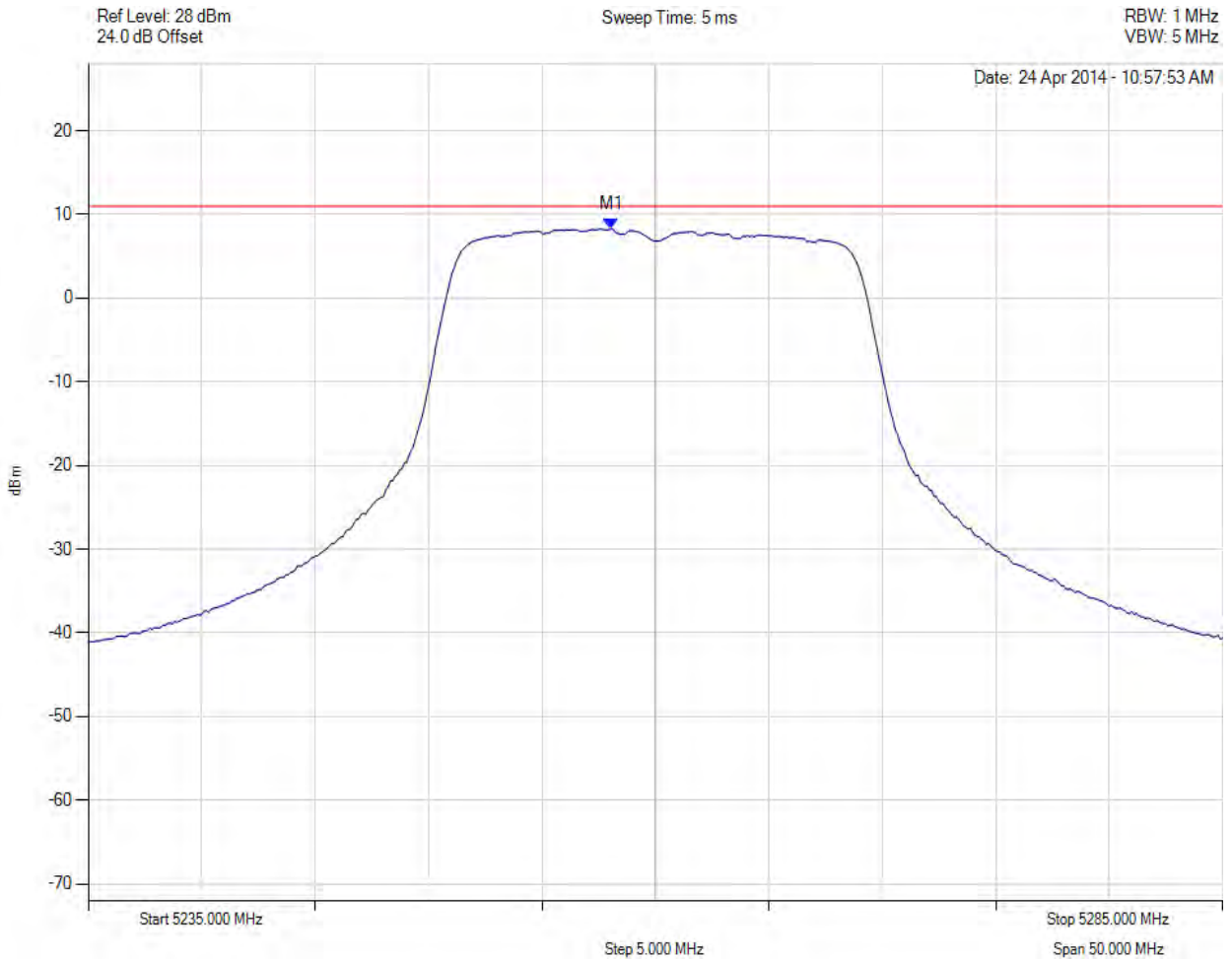


Title: Xirrus Inc. XI-AC1300, XI-AC867 (DFS Bands)
To: FCC 47 CFR Part 15.407 & IC RSS-210
Serial #: XIRR04-U8 Rev A
Issue Date: 22nd September 2014
Page: 433 of 492

PEAK POWER SPECTRAL DENSITY



Variant: 802.11n HT-20, Channel: 5260.00 MHz, SUM, Temp: Ambient, Voltage: 55 Vdc



Analyser Setup	Marker:Frequency:Amplitude	Test Results
Detector = RMS Sweep Count = 100 RF Atten (dB) = 20 Trace Mode = VIEW	M1 : 5258.046 MHz : 8.287 dBm	Limit: ≤ 11.0 dBm Margin: -2.7 dB

[Back to Matrix](#)

This test report may be reproduced in full only. The document may only be updated by MiCOM Labs personnel. Any changes will be noted in the Document History section of the report.

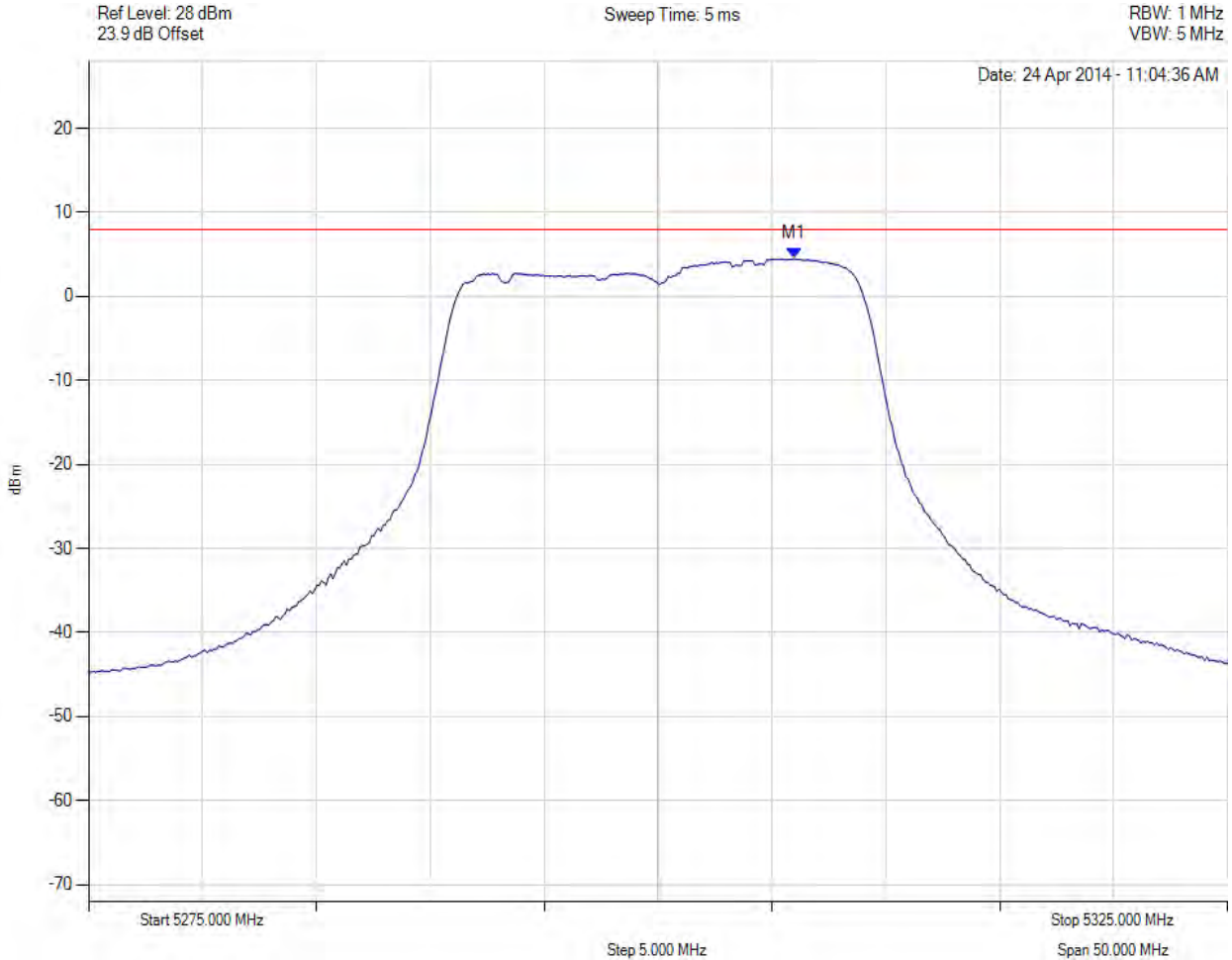


Title: Xirrus Inc. XI-AC1300, XI-AC867 (DFS Bands)
To: FCC 47 CFR Part 15.407 & IC RSS-210
Serial #: XIRR04-U8 Rev A
Issue Date: 22nd September 2014
Page: 434 of 492

PEAK POWER SPECTRAL DENSITY



Variant: 802.11n HT-20, Channel: 5300.00 MHz, Chain a, Temp: Ambient, Voltage: 55 Vdc



Analyser Setup	Marker:Frequency:Amplitude	Test Results
Detector = RMS Sweep Count = 100 RF Atten (dB) = 20 Trace Mode = VIEW	M1 : 5305.962 MHz : 4.465 dBm	Limit: ≤ 7.990 dBm Margin: -3.44 dB

[Back to Matrix](#)

This test report may be reproduced in full only. The document may only be updated by MiCOM Labs personnel. Any changes will be noted in the Document History section of the report.

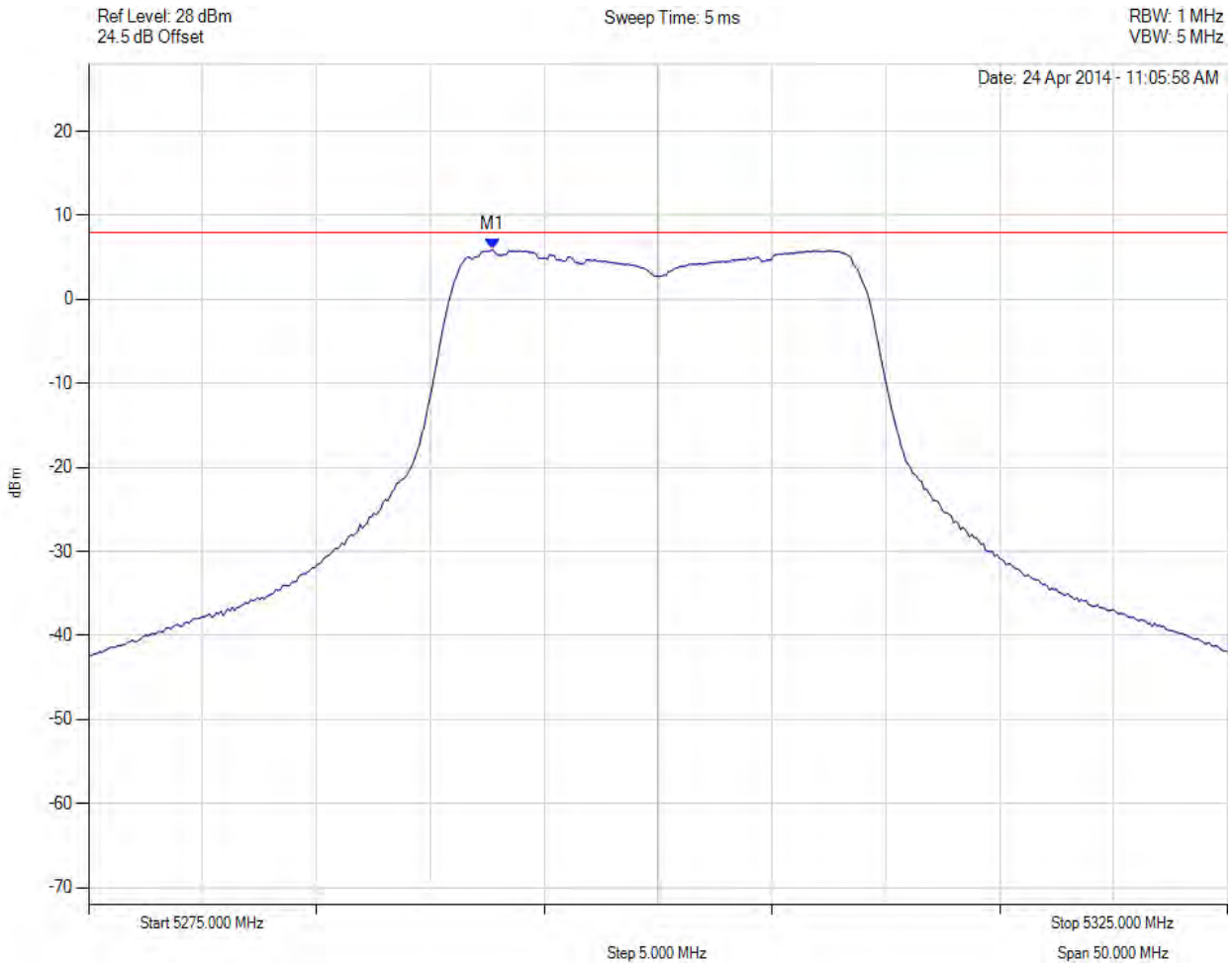


Title: Xirrus Inc. XI-AC1300, XI-AC867 (DFS Bands)
To: FCC 47 CFR Part 15.407 & IC RSS-210
Serial #: XIRR04-U8 Rev A
Issue Date: 22nd September 2014
Page: 435 of 492

PEAK POWER SPECTRAL DENSITY



Variant: 802.11n HT-20, Channel: 5300.00 MHz, Chain b, Temp: Ambient, Voltage: 55 Vdc



Analyser Setup	Marker:Frequency:Amplitude	Test Results
Detector = RMS Sweep Count = 100 RF Atten (dB) = 20 Trace Mode = VIEW	M1 : 5292.735 MHz : 5.935 dBm	Limit: ≤ 7.990 dBm Margin: -1.97 dB

[Back to Matrix](#)

This test report may be reproduced in full only. The document may only be updated by MiCOM Labs personnel. Any changes will be noted in the Document History section of the report.

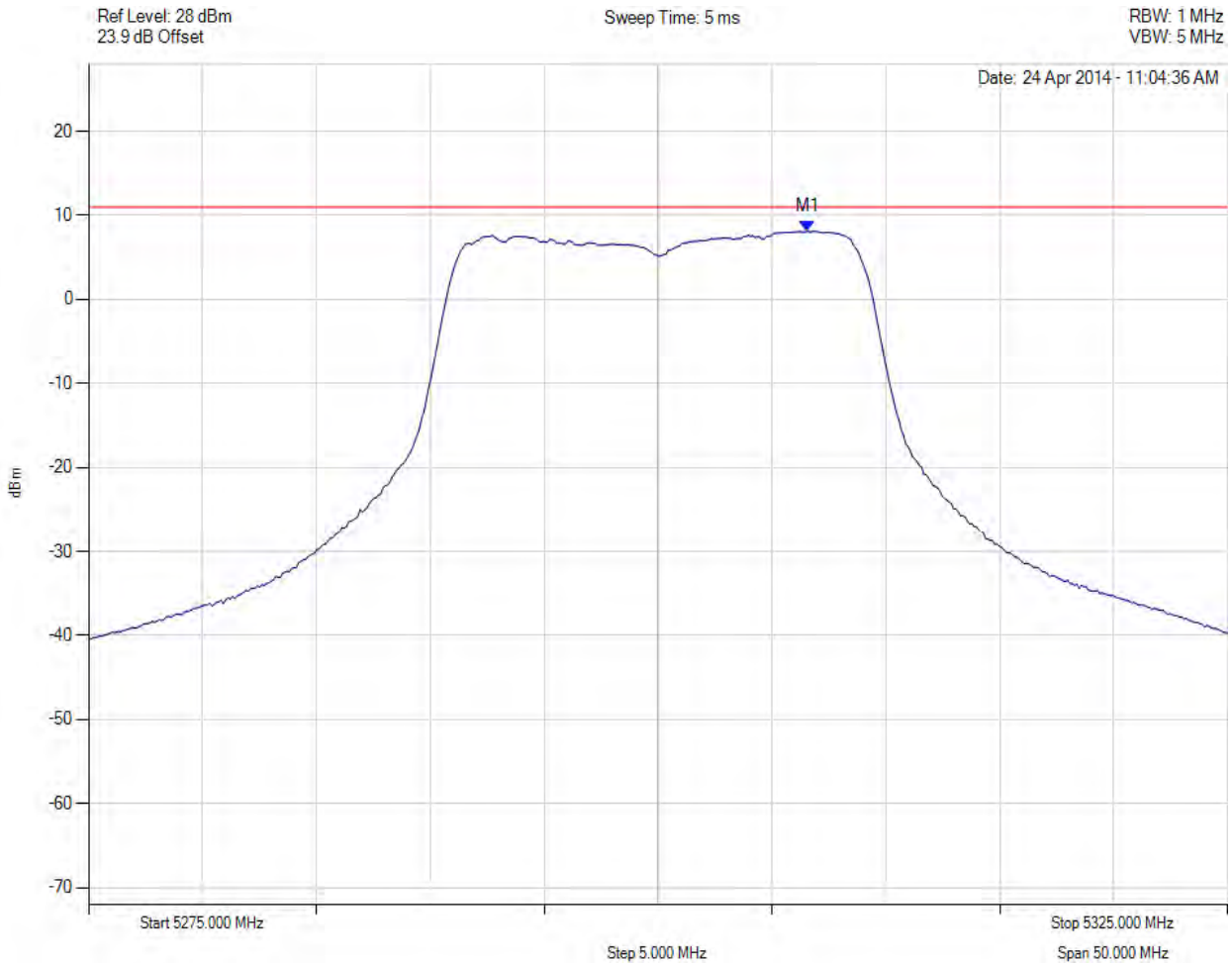


Title: Xirrus Inc. XI-AC1300, XI-AC867 (DFS Bands)
To: FCC 47 CFR Part 15.407 & IC RSS-210
Serial #: XIRR04-U8 Rev A
Issue Date: 22nd September 2014
Page: 436 of 492

PEAK POWER SPECTRAL DENSITY



Variant: 802.11n HT-20, Channel: 5300.00 MHz, SUM, Temp: Ambient, Voltage: 55 Vdc



Analyser Setup	Marker:Frequency:Amplitude	Test Results
Detector = RMS Sweep Count = 100 RF Atten (dB) = 20 Trace Mode = VIEW	M1 : 5306.563 MHz : 8.113 dBm	Limit: ≤ 11.0 dBm Margin: -2.9 dB

[Back to Matrix](#)

This test report may be reproduced in full only. The document may only be updated by MiCOM Labs personnel. Any changes will be noted in the Document History section of the report.

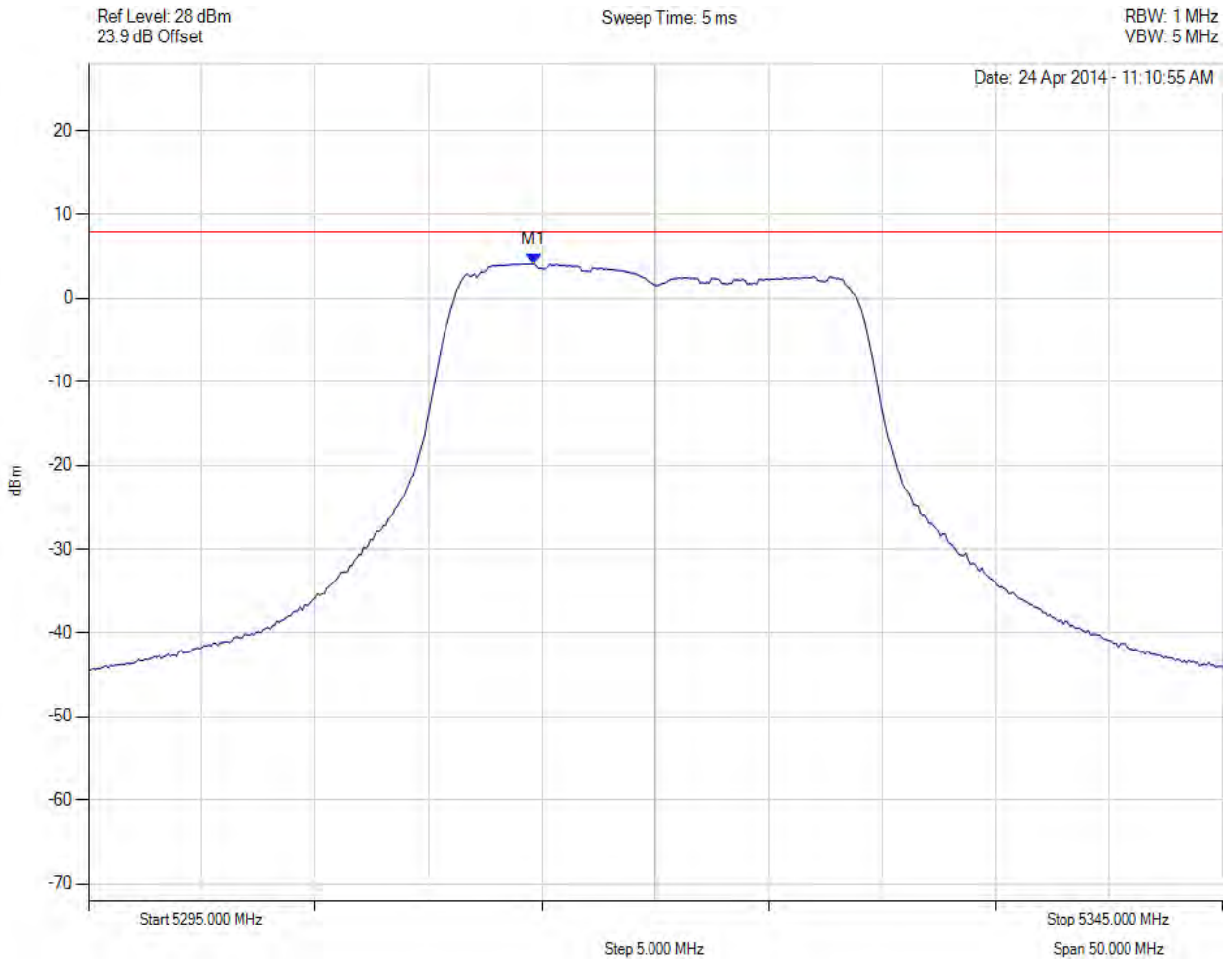


Title: Xirrus Inc. XI-AC1300, XI-AC867 (DFS Bands)
To: FCC 47 CFR Part 15.407 & IC RSS-210
Serial #: XIRR04-U8 Rev A
Issue Date: 22nd September 2014
Page: 437 of 492

PEAK POWER SPECTRAL DENSITY



Variant: 802.11n HT-20, Channel: 5320.00 MHz, Chain a, Temp: Ambient, Voltage: 55 Vdc



Analyser Setup	Marker:Frequency:Amplitude	Test Results
Detector = RMS Sweep Count = 100 RF Atten (dB) = 20 Trace Mode = VIEW	M1 : 5314.639 MHz : 4.092 dBm	Limit: ≤ 7.990 dBm Margin: -3.81 dB

[Back to Matrix](#)

This test report may be reproduced in full only. The document may only be updated by MiCOM Labs personnel. Any changes will be noted in the Document History section of the report.

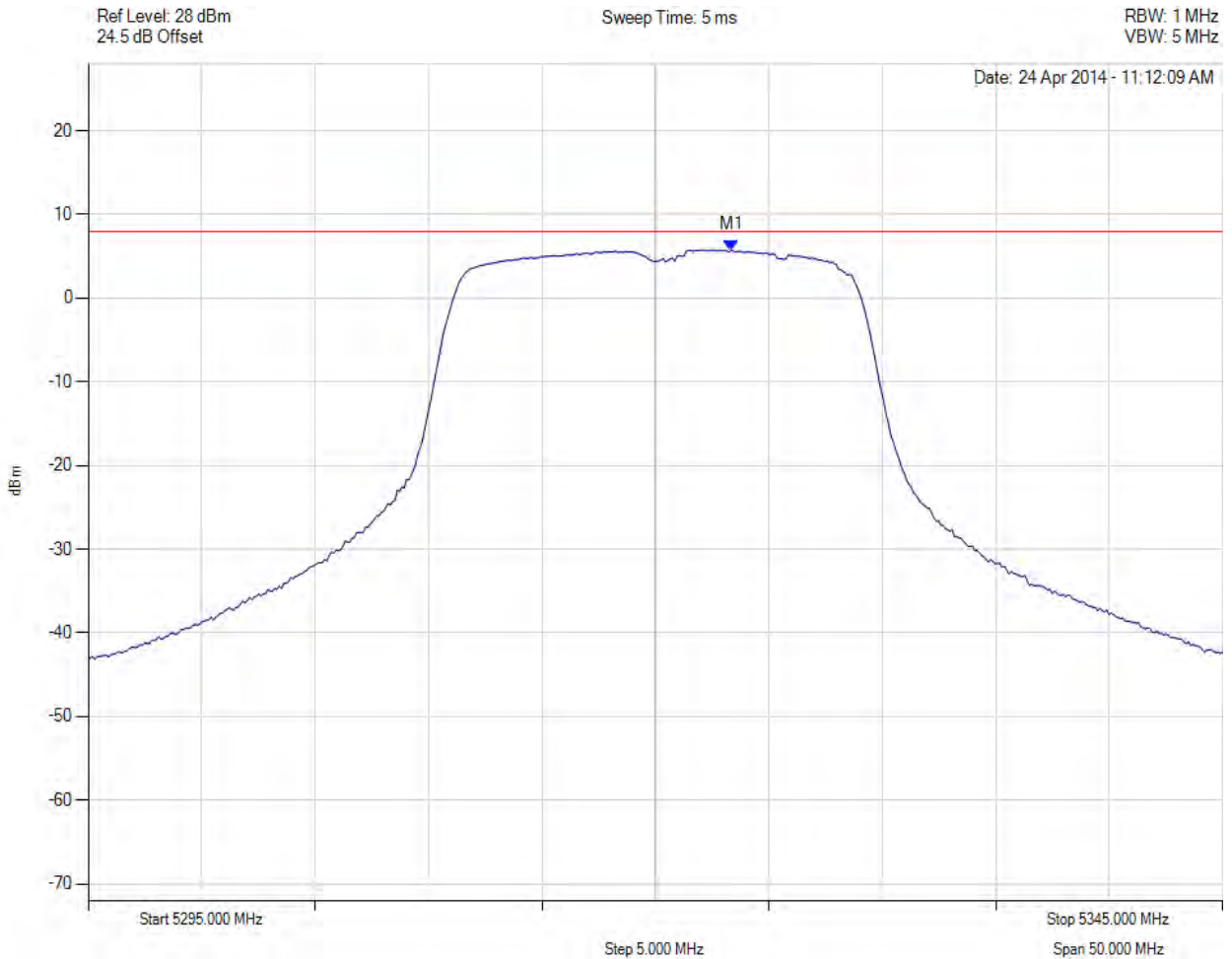


Title: Xirrus Inc. XI-AC1300, XI-AC867 (DFS Bands)
To: FCC 47 CFR Part 15.407 & IC RSS-210
Serial #: XIRR04-U8 Rev A
Issue Date: 22nd September 2014
Page: 438 of 492

PEAK POWER SPECTRAL DENSITY



Variant: 802.11n HT-20, Channel: 5320.00 MHz, Chain b, Temp: Ambient, Voltage: 55 Vdc



Analyser Setup	Marker:Frequency:Amplitude	Test Results
Detector = RMS Sweep Count = 100 RF Atten (dB) = 20 Trace Mode = VIEW	M1 : 5323.357 MHz : 5.746 dBm	Limit: ≤ 7.990 dBm Margin: -2.16 dB

[Back to Matrix](#)

This test report may be reproduced in full only. The document may only be updated by MiCOM Labs personnel. Any changes will be noted in the Document History section of the report.

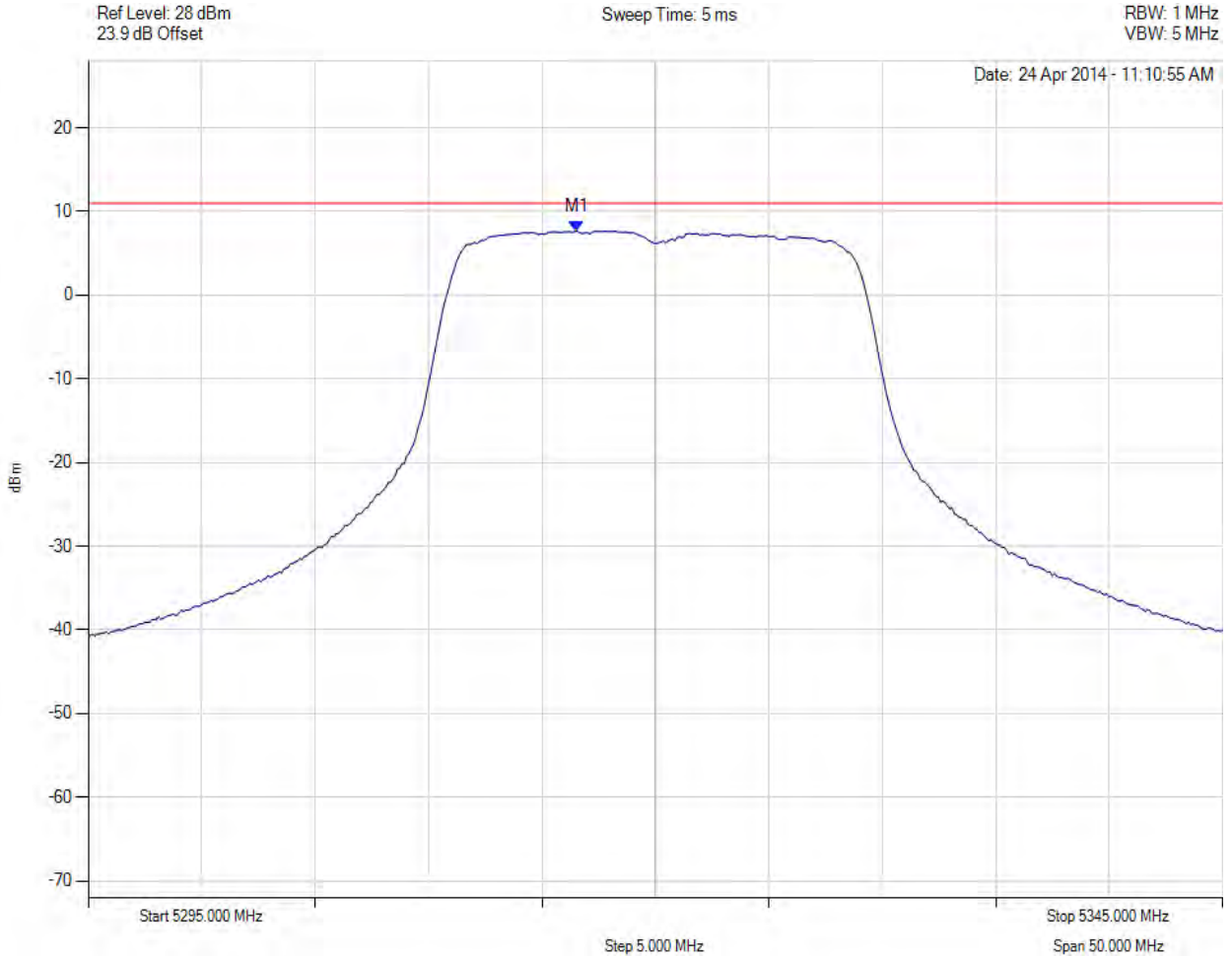


Title: Xirrus Inc. XI-AC1300, XI-AC867 (DFS Bands)
To: FCC 47 CFR Part 15.407 & IC RSS-210
Serial #: XIRR04-U8 Rev A
Issue Date: 22nd September 2014
Page: 439 of 492

PEAK POWER SPECTRAL DENSITY



Variant: 802.11n HT-20, Channel: 5320.00 MHz, SUM, Temp: Ambient, Voltage: 55 Vdc



Analyser Setup	Marker:Frequency:Amplitude	Test Results
Detector = RMS Sweep Count = 100 RF Atten (dB) = 20 Trace Mode = VIEW	M1 : 5316.543 MHz : 7.660 dBm	Limit: ≤ 11.0 dBm Margin: -3.3 dB

[Back to Matrix](#)

This test report may be reproduced in full only. The document may only be updated by MiCOM Labs personnel. Any changes will be noted in the Document History section of the report.

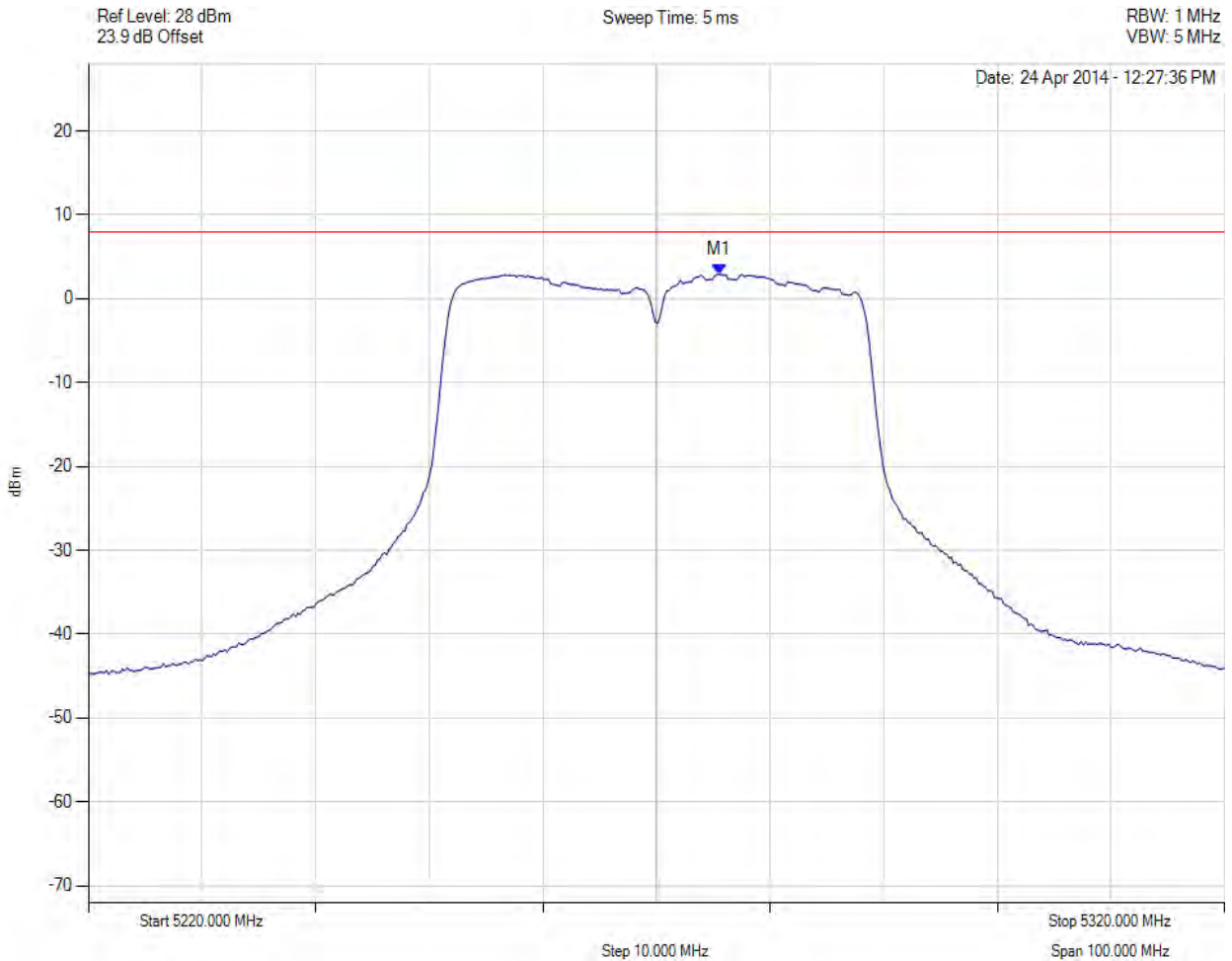


Title: Xirrus Inc. XI-AC1300, XI-AC867 (DFS Bands)
To: FCC 47 CFR Part 15.407 & IC RSS-210
Serial #: XIRR04-U8 Rev A
Issue Date: 22nd September 2014
Page: 440 of 492

PEAK POWER SPECTRAL DENSITY



Variant: 802.11n HT-40, Channel: 5270.00 MHz, Chain a, Temp: Ambient, Voltage: 55 Vdc



Analyser Setup	Marker:Frequency:Amplitude	Test Results
Detector = RMS Sweep Count = 100 RF Atten (dB) = 20 Trace Mode = VIEW	M1 : 5275.511 MHz : 2.925 dBm	Limit: ≤ 7.990 dBm Margin: -4.98 dB

[Back to Matrix](#)

This test report may be reproduced in full only. The document may only be updated by MiCOM Labs personnel. Any changes will be noted in the Document History section of the report.

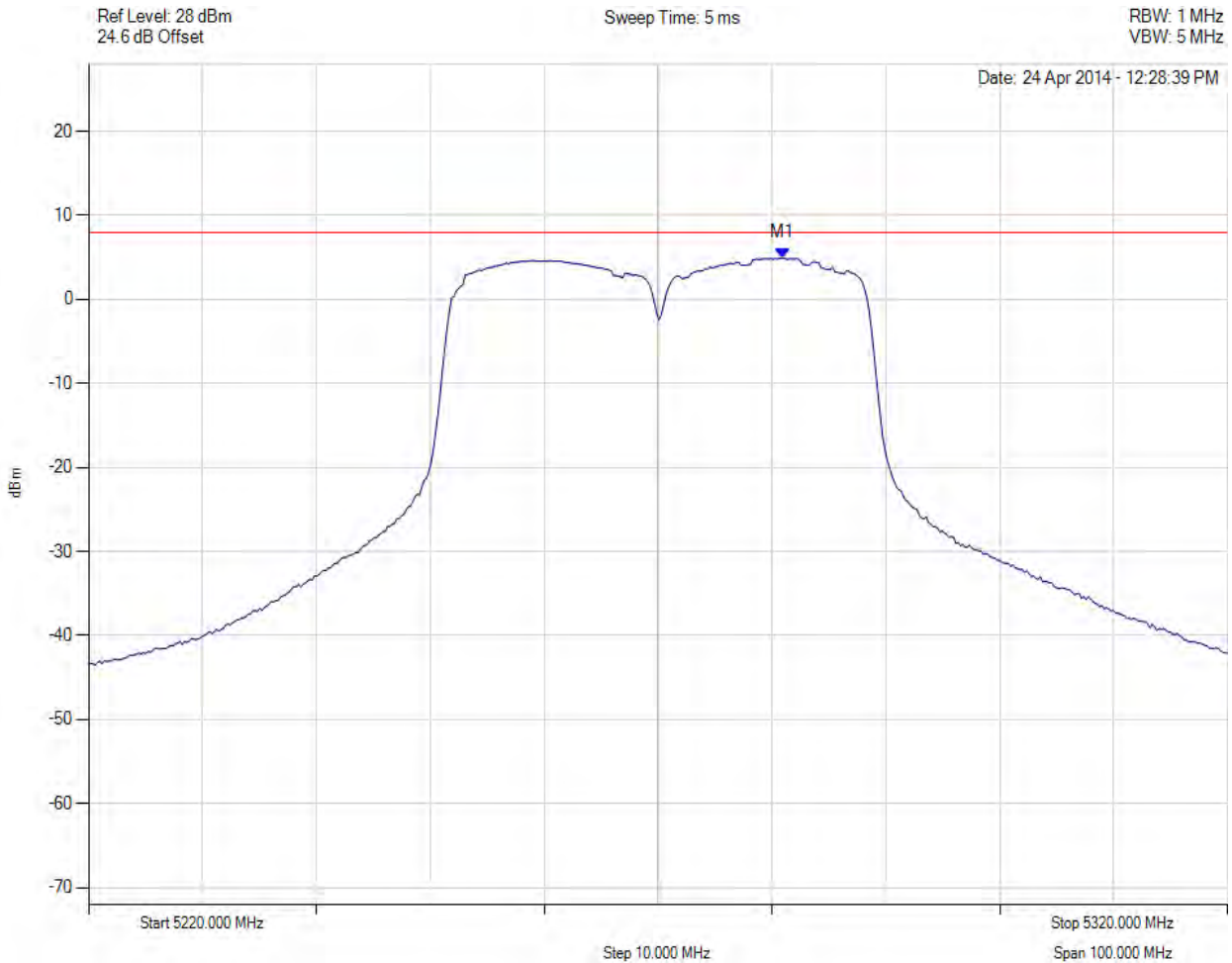


Title: Xirrus Inc. XI-AC1300, XI-AC867 (DFS Bands)
To: FCC 47 CFR Part 15.407 & IC RSS-210
Serial #: XIRR04-U8 Rev A
Issue Date: 22nd September 2014
Page: 441 of 492

PEAK POWER SPECTRAL DENSITY



Variant: 802.11n HT-40, Channel: 5270.00 MHz, Chain b, Temp: Ambient, Voltage: 55 Vdc



Analyser Setup	Marker:Frequency:Amplitude	Test Results
Detector = RMS Sweep Count = 100 RF Atten (dB) = 20 Trace Mode = VIEW	M1 : 5280.922 MHz : 4.927 dBm	Limit: ≤ 7.990 dBm Margin: -2.98 dB

[Back to Matrix](#)

This test report may be reproduced in full only. The document may only be updated by MiCOM Labs personnel. Any changes will be noted in the Document History section of the report.

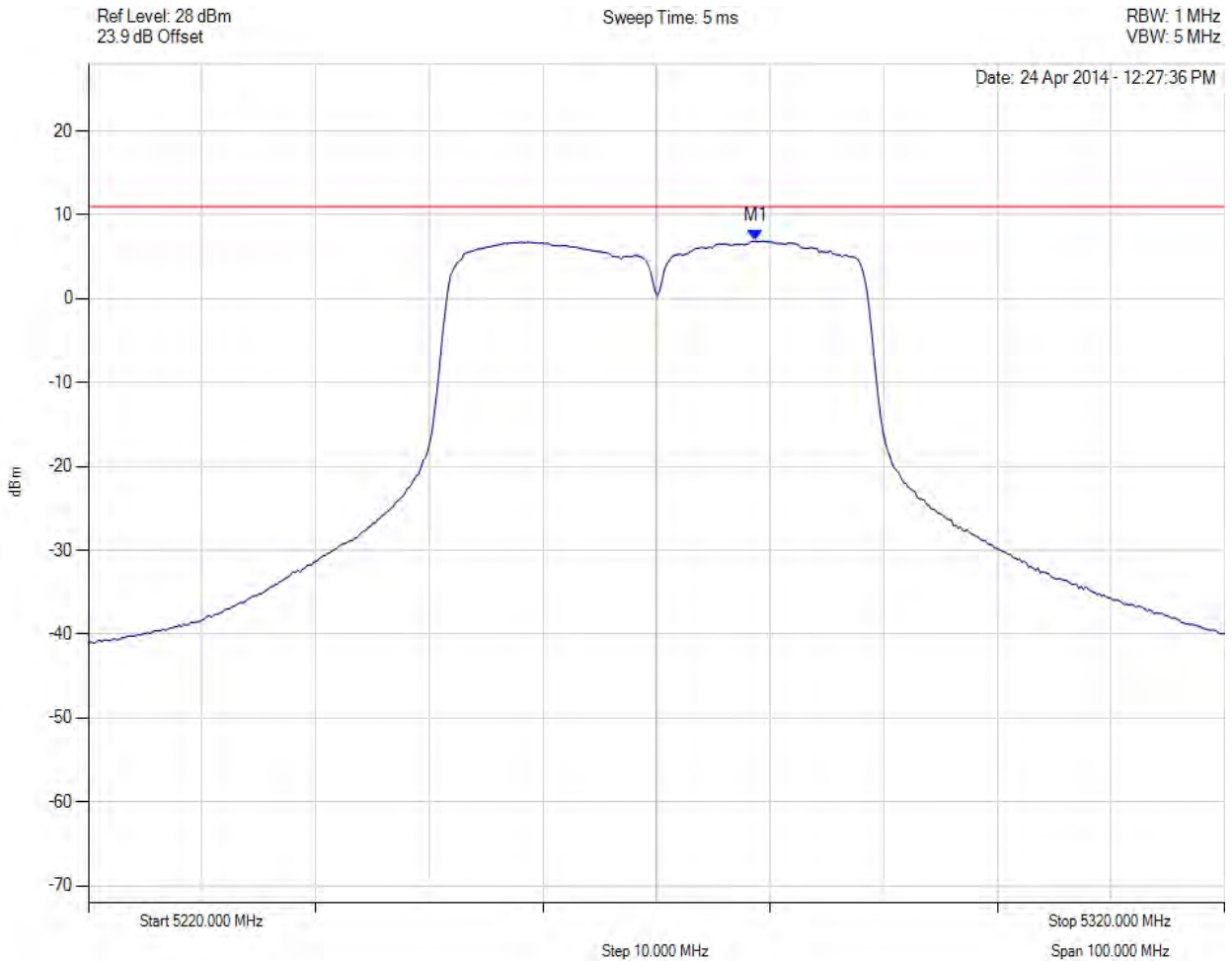


Title: Xirrus Inc. XI-AC1300, XI-AC867 (DFS Bands)
To: FCC 47 CFR Part 15.407 & IC RSS-210
Serial #: XIRR04-U8 Rev A
Issue Date: 22nd September 2014
Page: 442 of 492

PEAK POWER SPECTRAL DENSITY



Variant: 802.11n HT-40, Channel: 5270.00 MHz, SUM, Temp: Ambient, Voltage: 55 Vdc



Analyser Setup	Marker:Frequency:Amplitude	Test Results
Detector = RMS Sweep Count = 100 RF Atten (dB) = 20 Trace Mode = VIEW	M1 : 5278.717 MHz : 6.906 dBm	Limit: ≤ 11.0 dBm Margin: -4.1 dB

[Back to Matrix](#)

This test report may be reproduced in full only. The document may only be updated by MiCOM Labs personnel. Any changes will be noted in the Document History section of the report.

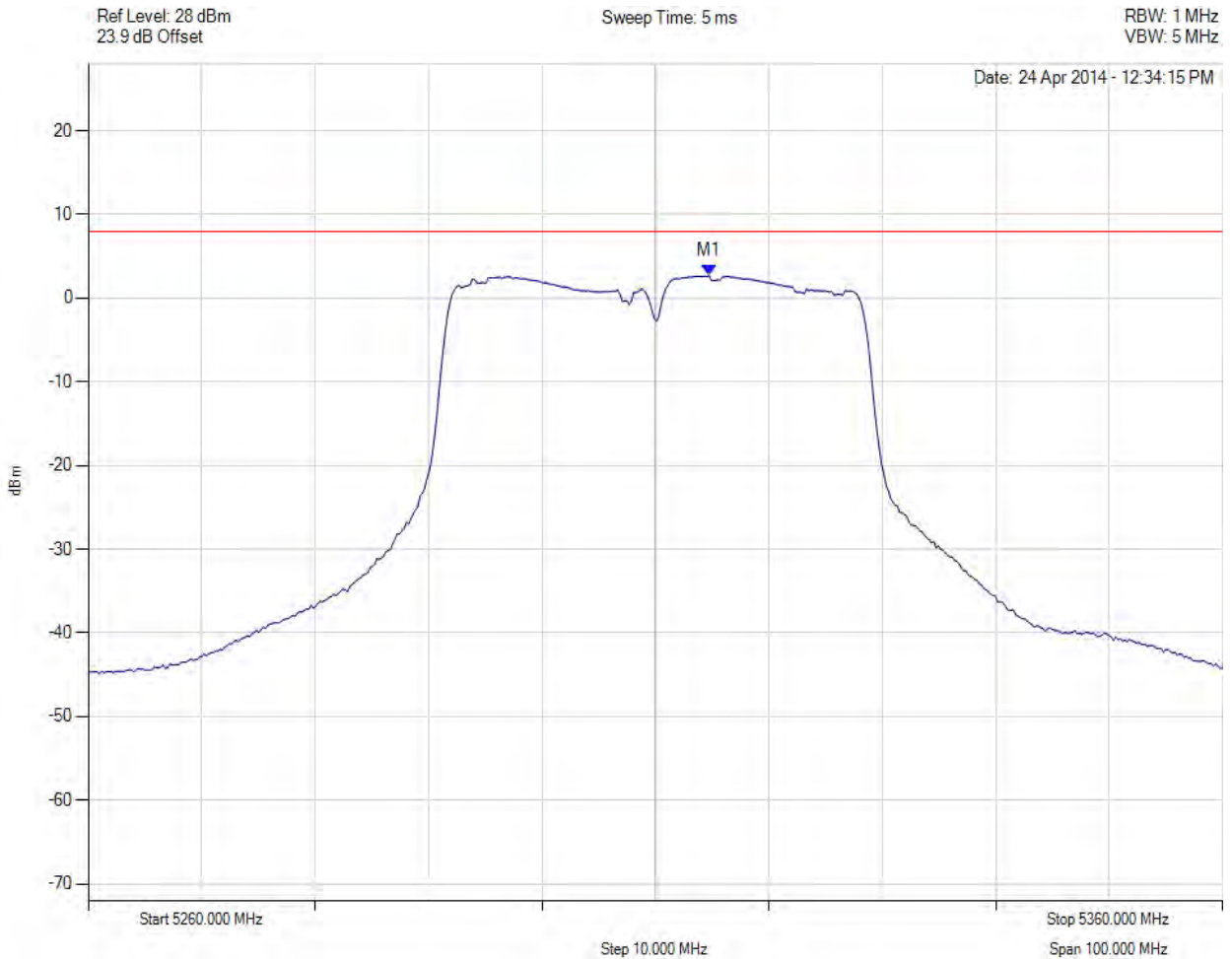


Title: Xirrus Inc. XI-AC1300, XI-AC867 (DFS Bands)
To: FCC 47 CFR Part 15.407 & IC RSS-210
Serial #: XIRR04-U8 Rev A
Issue Date: 22nd September 2014
Page: 443 of 492

PEAK POWER SPECTRAL DENSITY



Variant: 802.11n HT-40, Channel: 5310.00 MHz, Chain a, Temp: Ambient, Voltage: 55 Vdc



Analyser Setup	Marker:Frequency:Amplitude	Test Results
Detector = RMS Sweep Count = 100 RF Atten (dB) = 20 Trace Mode = VIEW	M1 : 5314.709 MHz : 2.709 dBm	Limit: ≤ 7.990 dBm Margin: -5.19 dB

[Back to Matrix](#)

This test report may be reproduced in full only. The document may only be updated by MiCOM Labs personnel. Any changes will be noted in the Document History section of the report.

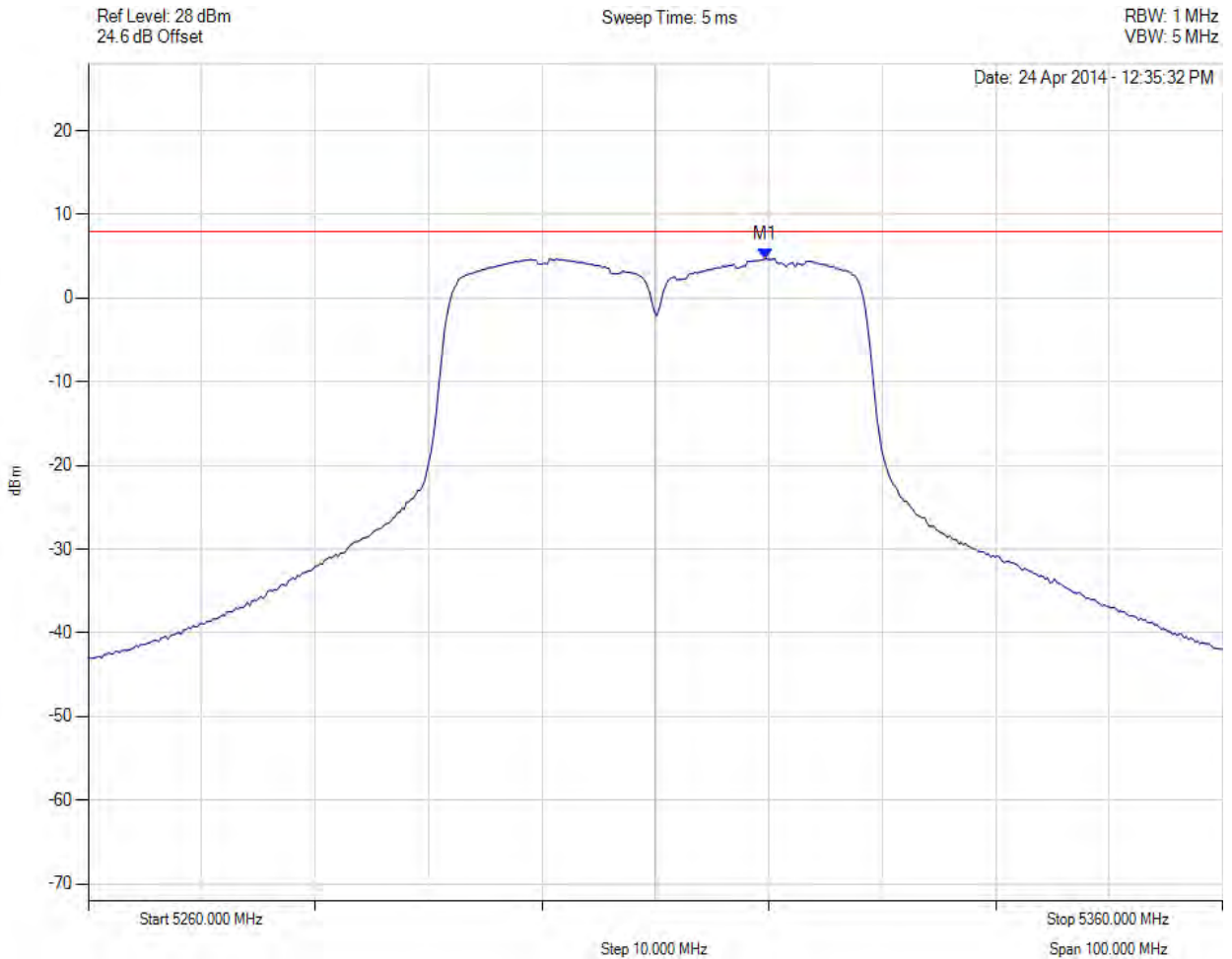


Title: Xirrus Inc. XI-AC1300, XI-AC867 (DFS Bands)
To: FCC 47 CFR Part 15.407 & IC RSS-210
Serial #: XIRR04-U8 Rev A
Issue Date: 22nd September 2014
Page: 444 of 492

PEAK POWER SPECTRAL DENSITY



Variant: 802.11n HT-40, Channel: 5310.00 MHz, Chain b, Temp: Ambient, Voltage: 55 Vdc



Analyser Setup	Marker:Frequency:Amplitude	Test Results
Detector = RMS Sweep Count = 100 RF Atten (dB) = 20 Trace Mode = VIEW	M1 : 5319.719 MHz : 4.736 dBm	Limit: ≤ 7.990 dBm Margin: -3.17 dB

[Back to Matrix](#)

This test report may be reproduced in full only. The document may only be updated by MiCOM Labs personnel. Any changes will be noted in the Document History section of the report.

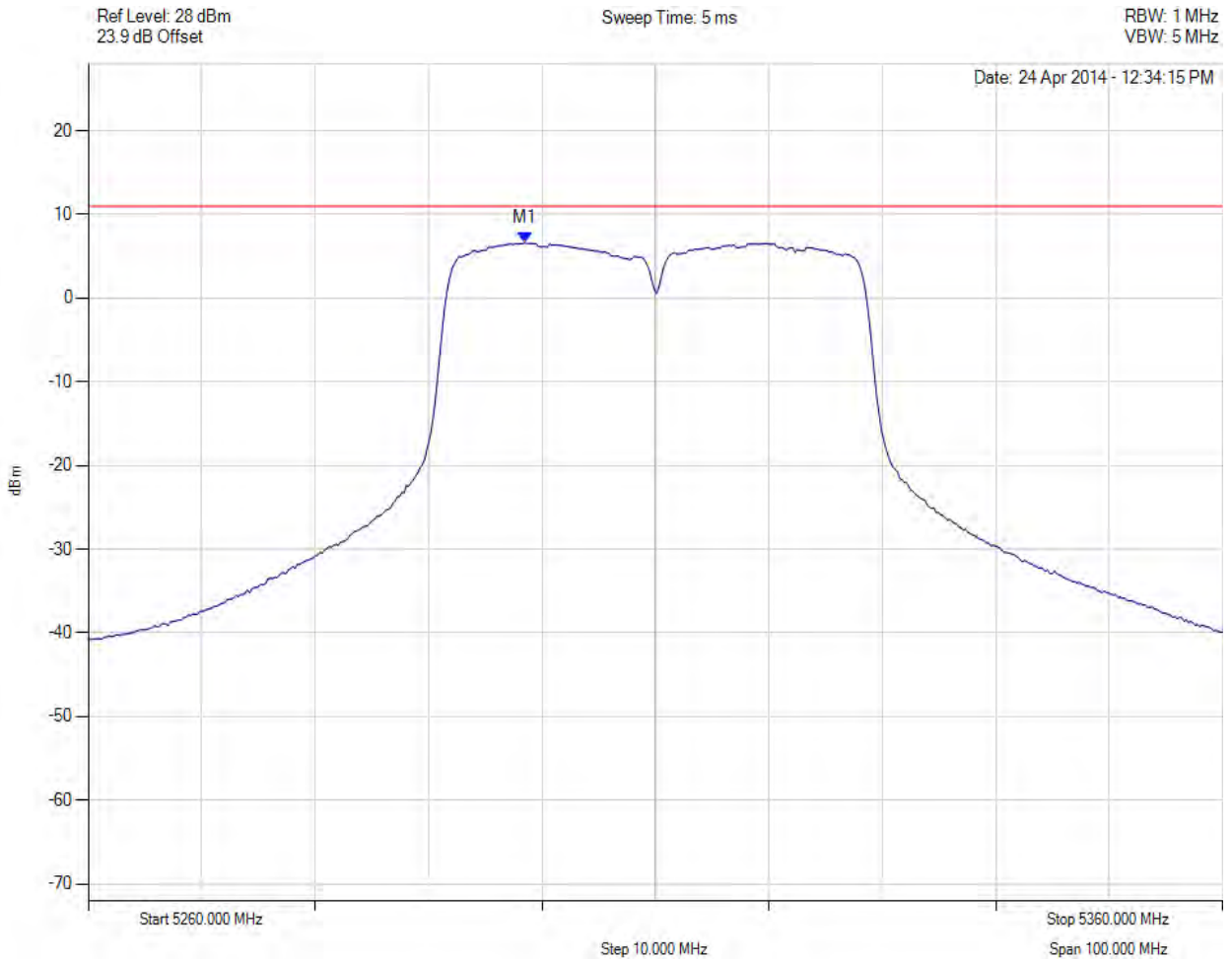


Title: Xirrus Inc. XI-AC1300, XI-AC867 (DFS Bands)
To: FCC 47 CFR Part 15.407 & IC RSS-210
Serial #: XIRR04-U8 Rev A
Issue Date: 22nd September 2014
Page: 445 of 492

PEAK POWER SPECTRAL DENSITY



Variant: 802.11n HT-40, Channel: 5310.00 MHz, SUM, Temp: Ambient, Voltage: 55 Vdc



Analyser Setup	Marker:Frequency:Amplitude	Test Results
Detector = RMS Sweep Count = 100 RF Atten (dB) = 20 Trace Mode = VIEW	M1 : 5298.477 MHz : 6.624 dBm	Limit: ≤ 11.0 dBm Margin: -4.4 dB

[Back to Matrix](#)

This test report may be reproduced in full only. The document may only be updated by MiCOM Labs personnel. Any changes will be noted in the Document History section of the report.

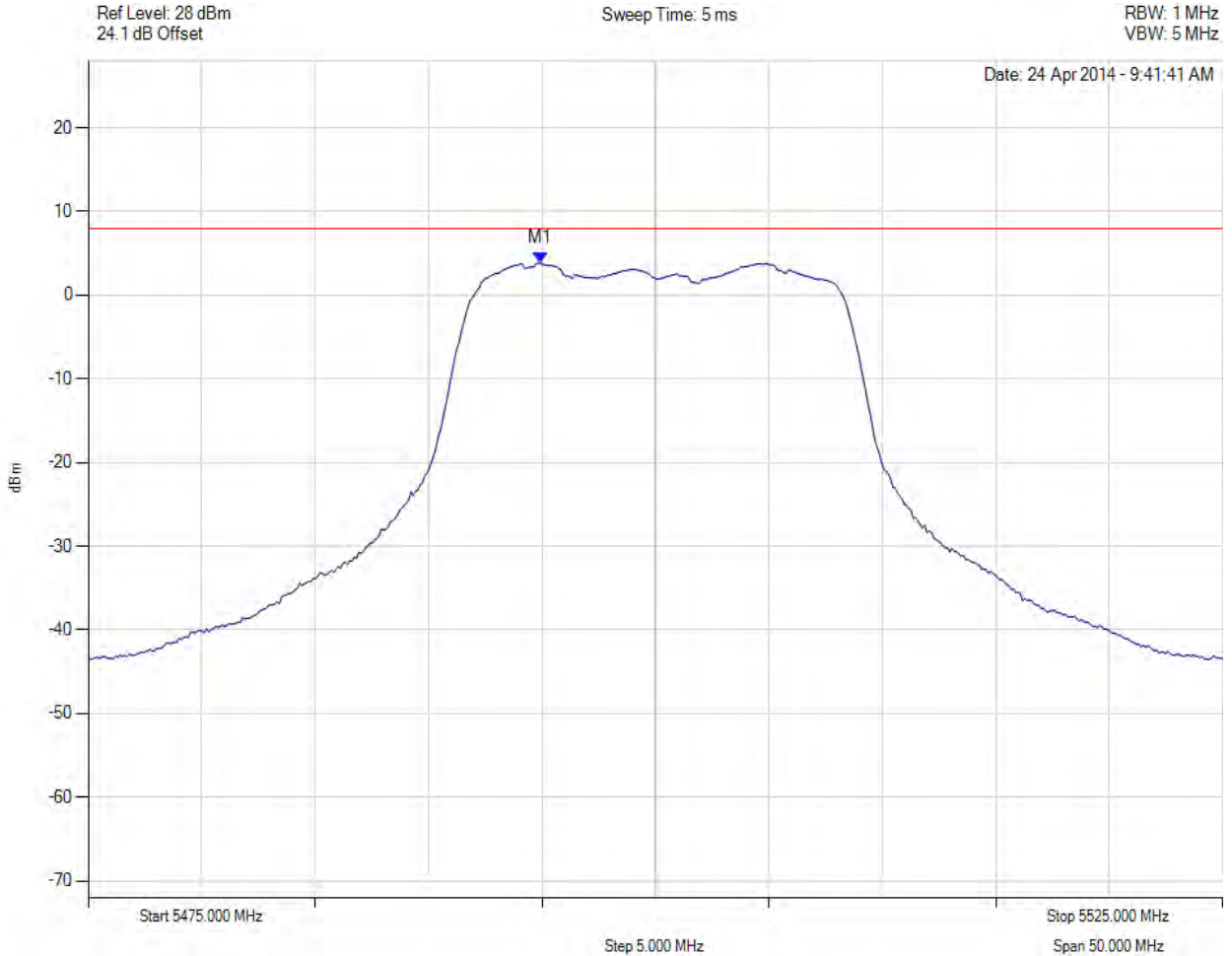


Title: Xirrus Inc. XI-AC1300, XI-AC867 (DFS Bands)
To: FCC 47 CFR Part 15.407 & IC RSS-210
Serial #: XIRR04-U8 Rev A
Issue Date: 22nd September 2014
Page: 446 of 492

PEAK POWER SPECTRAL DENSITY



Variant: 802.11a, Channel: 5500.00 MHz, Chain a, Temp: Ambient, Voltage: 55 Vdc



Analyser Setup	Marker:Frequency:Amplitude	Test Results
Detector = RMS Sweep Count = 100 RF Atten (dB) = 20 Trace Mode = VIEW	M1 : 5494.940 MHz : 3.859 dBm	Limit: ≤ 7.990 dBm Margin: -4.04 dB

[Back to Matrix](#)

This test report may be reproduced in full only. The document may only be updated by MiCOM Labs personnel. Any changes will be noted in the Document History section of the report.

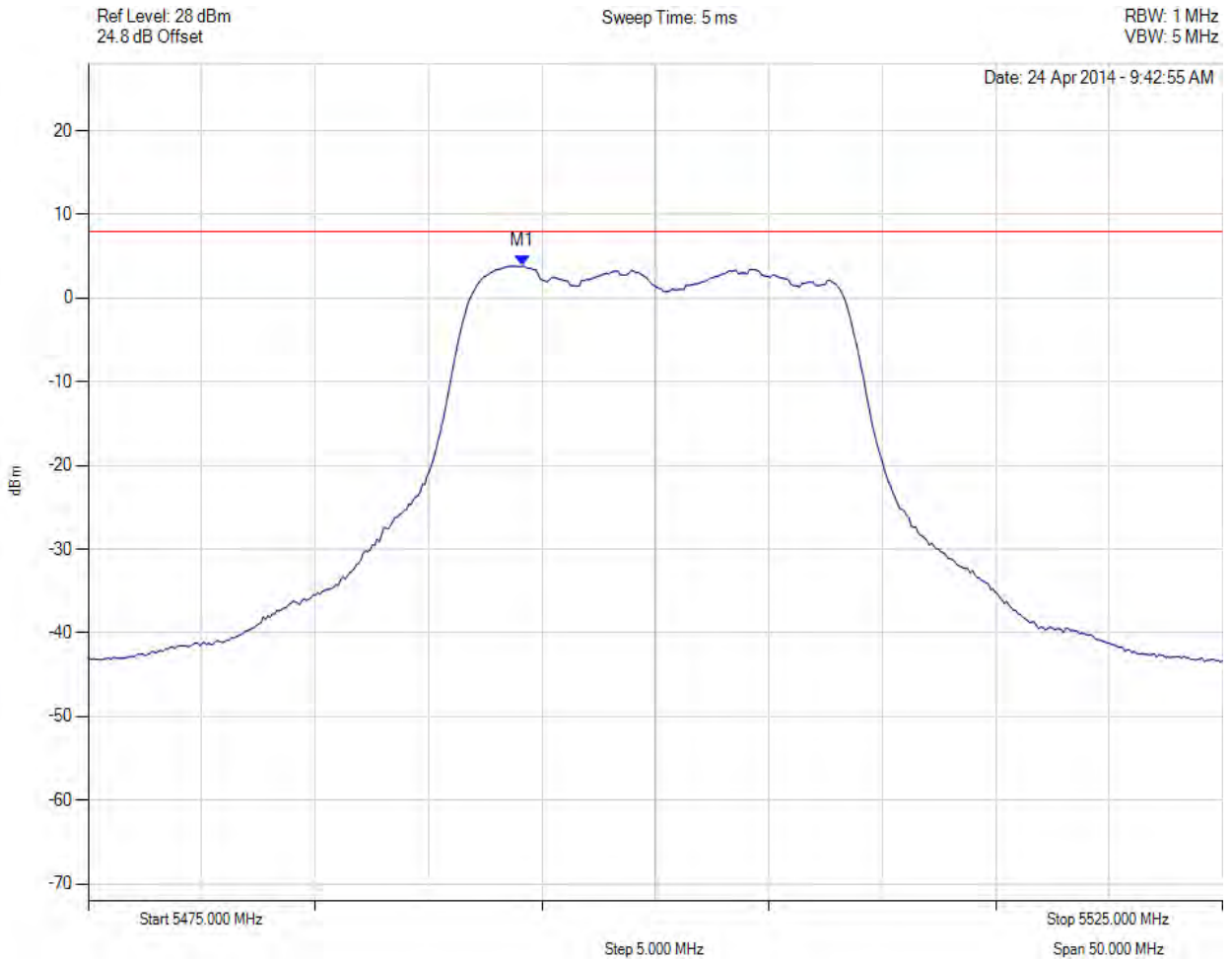


Title: Xirrus Inc. XI-AC1300, XI-AC867 (DFS Bands)
To: FCC 47 CFR Part 15.407 & IC RSS-210
Serial #: XIRR04-U8 Rev A
Issue Date: 22nd September 2014
Page: 447 of 492

PEAK POWER SPECTRAL DENSITY



Variant: 802.11a, Channel: 5500.00 MHz, Chain b, Temp: Ambient, Voltage: 55 Vdc



Analyser Setup	Marker:Frequency:Amplitude	Test Results
Detector = RMS Sweep Count = 100 RF Atten (dB) = 20 Trace Mode = VIEW	M1 : 5494.138 MHz : 3.830 dBm	Limit: ≤ 7.990 dBm Margin: -4.07 dB

[Back to Matrix](#)

This test report may be reproduced in full only. The document may only be updated by MiCOM Labs personnel. Any changes will be noted in the Document History section of the report.

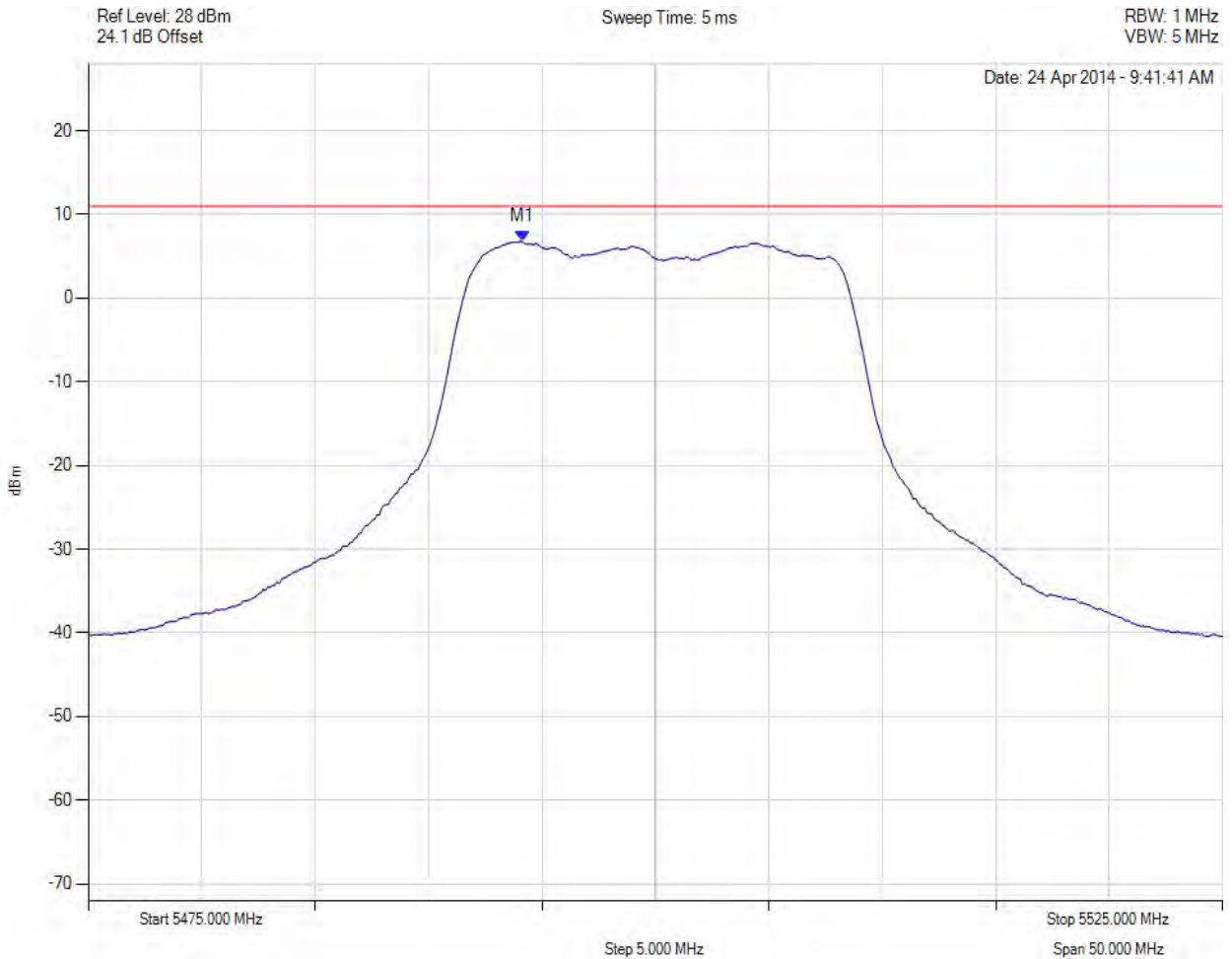


Title: Xirrus Inc. XI-AC1300, XI-AC867 (DFS Bands)
To: FCC 47 CFR Part 15.407 & IC RSS-210
Serial #: XIRR04-U8 Rev A
Issue Date: 22nd September 2014
Page: 448 of 492

PEAK POWER SPECTRAL DENSITY



Variant: 802.11a, Channel: 5500.00 MHz, SUM, Temp: Ambient, Voltage: 55 Vdc



Analyser Setup	Marker:Frequency:Amplitude	Test Results
Detector = RMS Sweep Count = 100 RF Atten (dB) = 20 Trace Mode = VIEW	M1 : 5494.138 MHz : 6.776 dBm	Limit: ≤ 11.0 dBm Margin: -4.2 dB

[Back to Matrix](#)

This test report may be reproduced in full only. The document may only be updated by MiCOM Labs personnel. Any changes will be noted in the Document History section of the report.

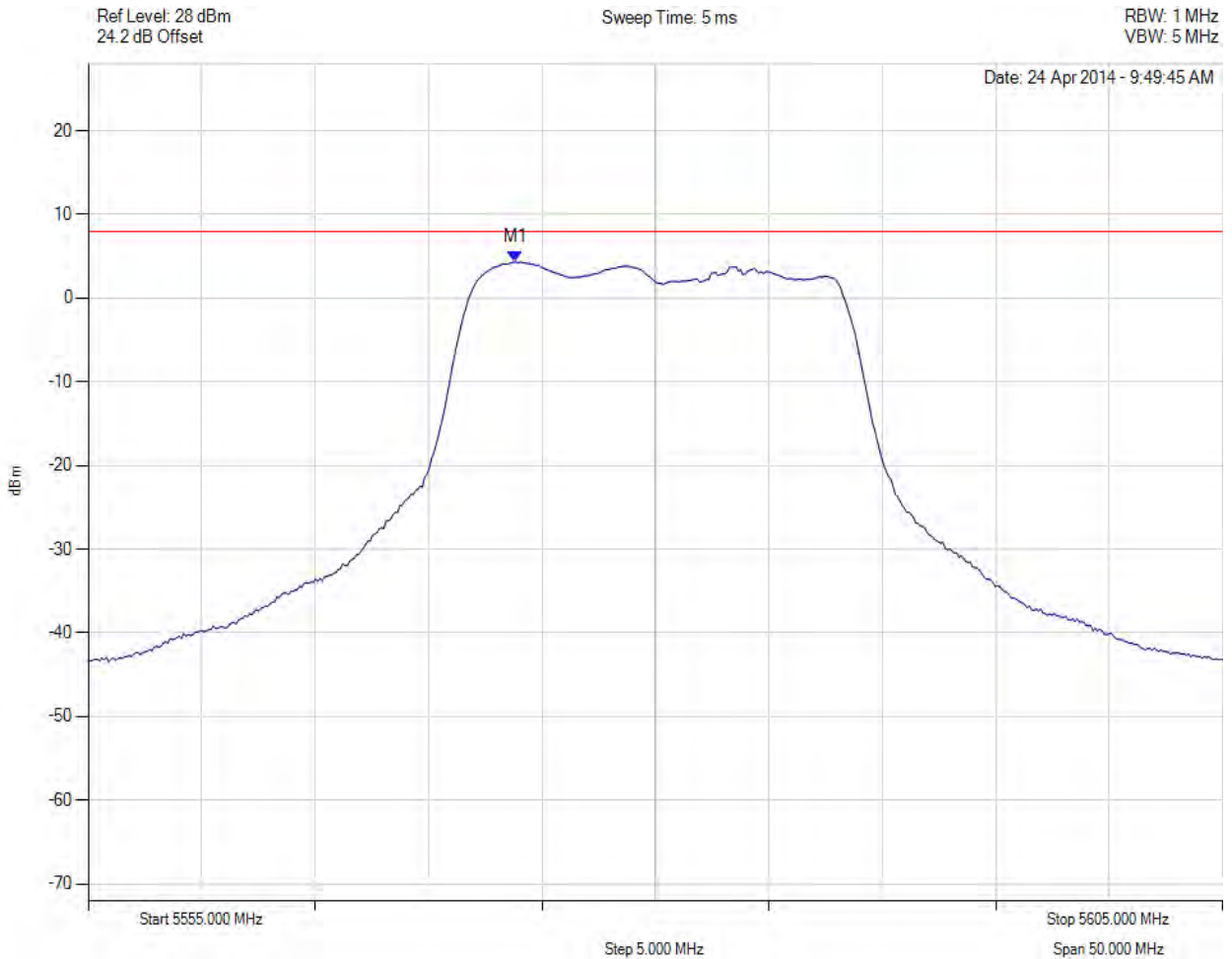


Title: Xirrus Inc. XI-AC1300, XI-AC867 (DFS Bands)
To: FCC 47 CFR Part 15.407 & IC RSS-210
Serial #: XIRR04-U8 Rev A
Issue Date: 22nd September 2014
Page: 449 of 492

PEAK POWER SPECTRAL DENSITY



Variant: 802.11a, Channel: 5580.00 MHz, Chain a, Temp: Ambient, Voltage: 55 Vdc



Analyser Setup	Marker:Frequency:Amplitude	Test Results
Detector = RMS Sweep Count = 100 RF Atten (dB) = 20 Trace Mode = VIEW	M1 : 5573.838 MHz : 4.350 dBm	Limit: ≤ 7.990 dBm Margin: -3.55 dB

[Back to Matrix](#)

This test report may be reproduced in full only. The document may only be updated by MiCOM Labs personnel. Any changes will be noted in the Document History section of the report.

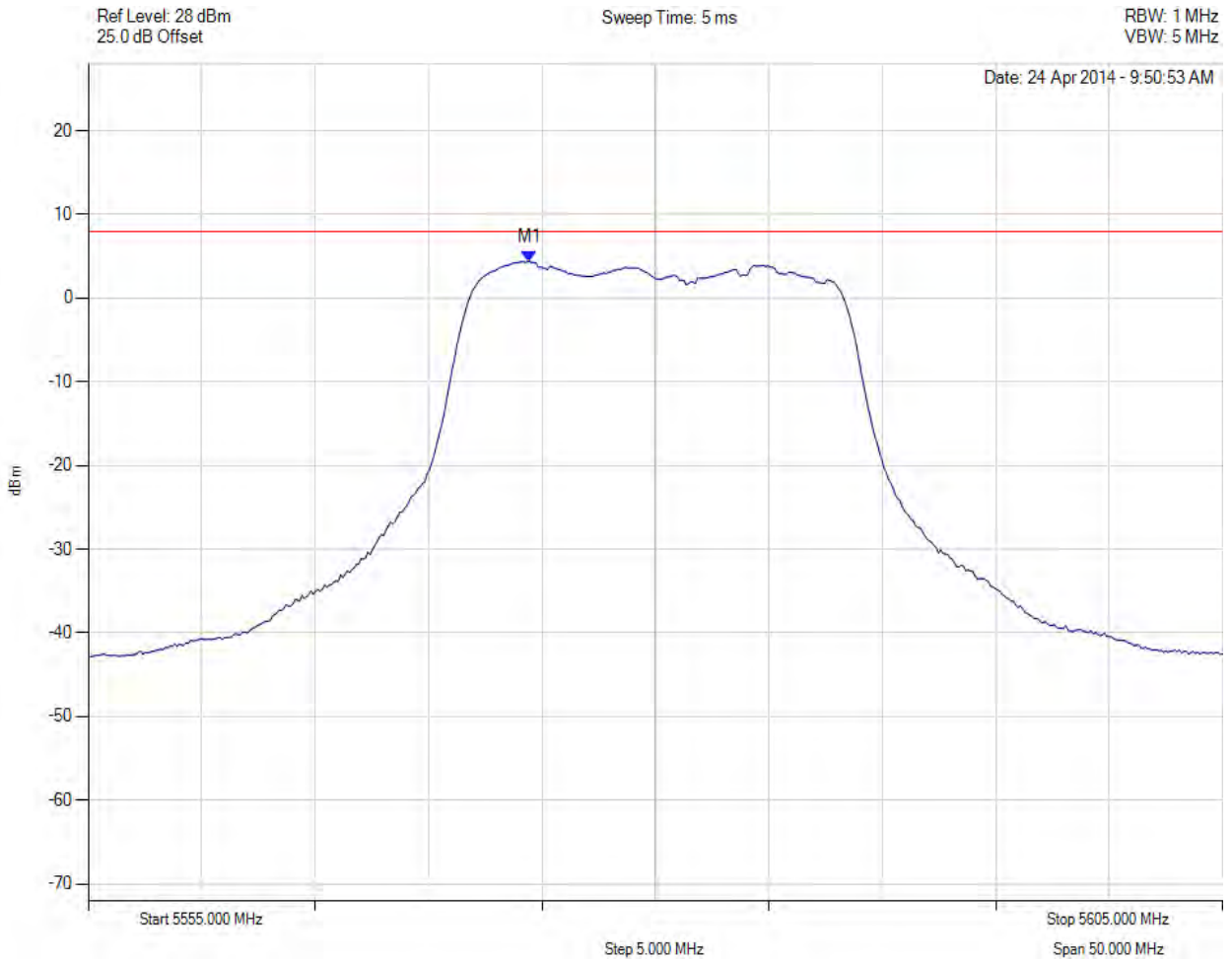


Title: Xirrus Inc. XI-AC1300, XI-AC867 (DFS Bands)
To: FCC 47 CFR Part 15.407 & IC RSS-210
Serial #: XIRR04-U8 Rev A
Issue Date: 22nd September 2014
Page: 450 of 492

PEAK POWER SPECTRAL DENSITY



Variant: 802.11a, Channel: 5580.00 MHz, Chain b, Temp: Ambient, Voltage: 55 Vdc



Analyser Setup	Marker:Frequency:Amplitude	Test Results
Detector = RMS Sweep Count = 100 RF Atten (dB) = 20 Trace Mode = VIEW	M1 : 5574.439 MHz : 4.410 dBm	Limit: ≤ 7.990 dBm Margin: -3.49 dB

[Back to Matrix](#)

This test report may be reproduced in full only. The document may only be updated by MiCOM Labs personnel. Any changes will be noted in the Document History section of the report.

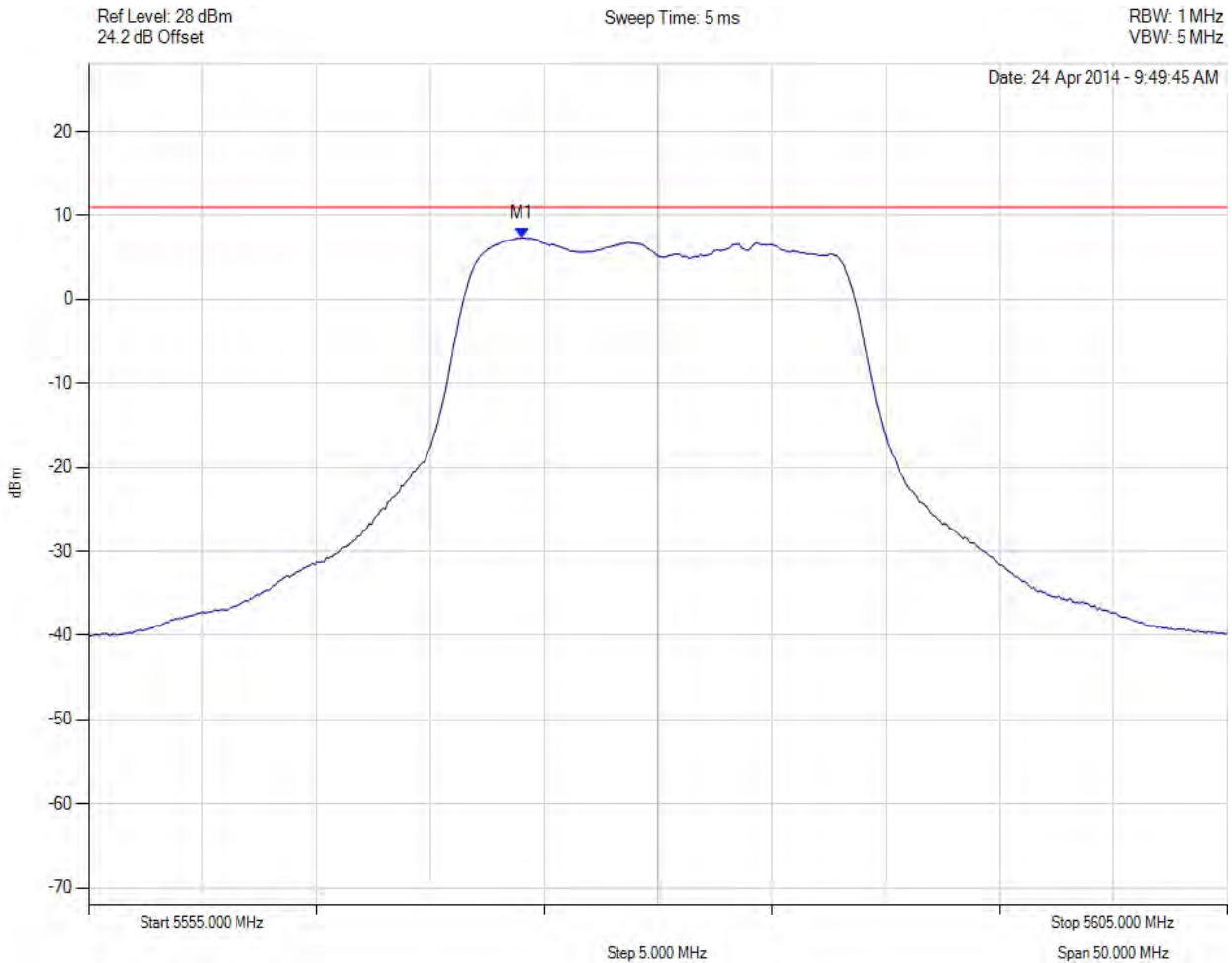


Title: Xirrus Inc. XI-AC1300, XI-AC867 (DFS Bands)
To: FCC 47 CFR Part 15.407 & IC RSS-210
Serial #: XIRR04-U8 Rev A
Issue Date: 22nd September 2014
Page: 451 of 492

PEAK POWER SPECTRAL DENSITY



Variant: 802.11a, Channel: 5580.00 MHz, SUM, Temp: Ambient, Voltage: 55 Vdc



Analyser Setup	Marker:Frequency:Amplitude	Test Results
Detector = RMS Sweep Count = 100 RF Atten (dB) = 20 Trace Mode = VIEW	M1 : 5574.038 MHz : 7.334 dBm	Limit: ≤ 11.0 dBm Margin: -3.7 dB

[Back to Matrix](#)

This test report may be reproduced in full only. The document may only be updated by MiCOM Labs personnel. Any changes will be noted in the Document History section of the report.

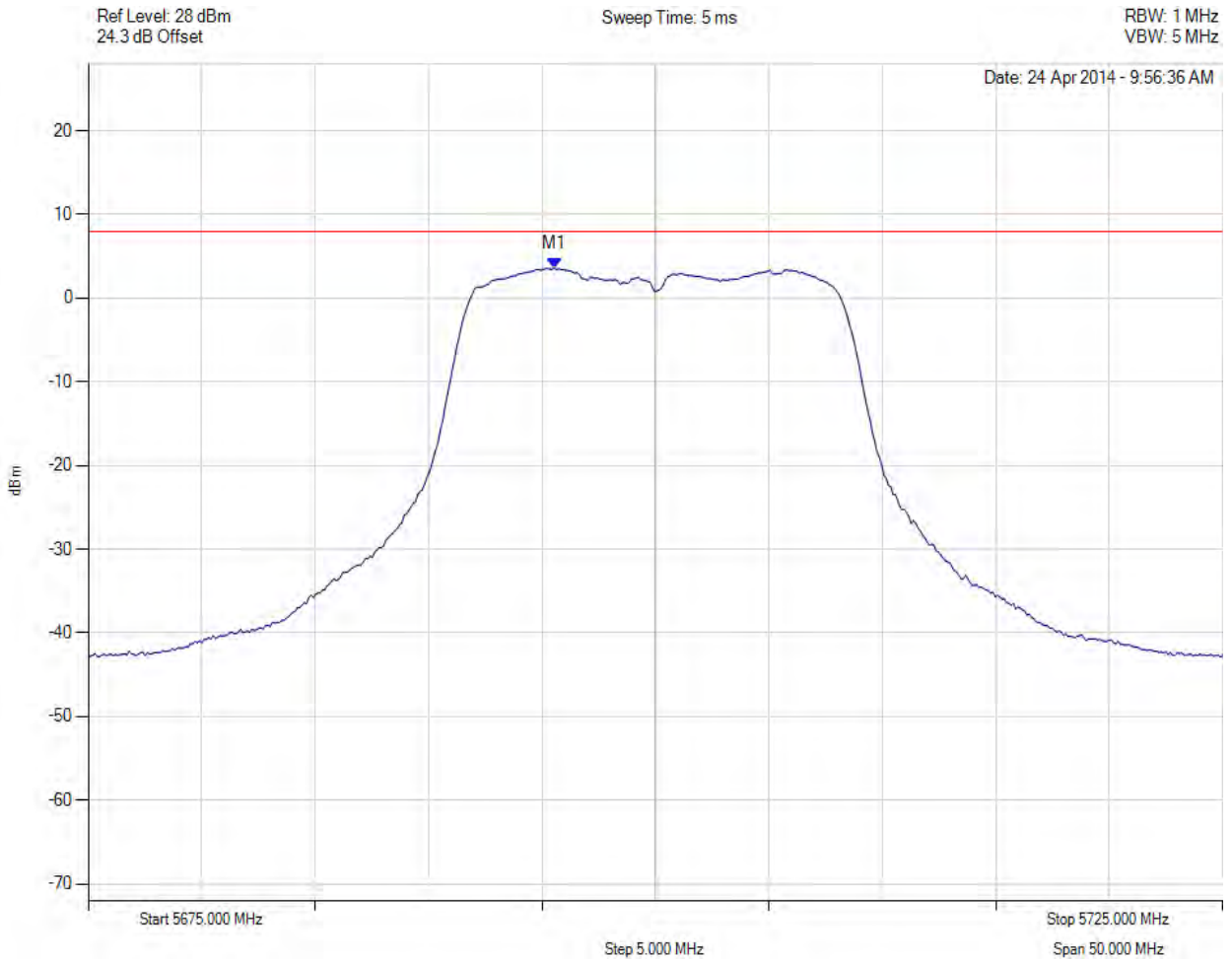


Title: Xirrus Inc. XI-AC1300, XI-AC867 (DFS Bands)
To: FCC 47 CFR Part 15.407 & IC RSS-210
Serial #: XIRR04-U8 Rev A
Issue Date: 22nd September 2014
Page: 452 of 492

PEAK POWER SPECTRAL DENSITY



Variant: 802.11a, Channel: 5700.00 MHz, Chain a, Temp: Ambient, Voltage: 55 Vdc



Analyser Setup	Marker:Frequency:Amplitude	Test Results
Detector = RMS Sweep Count = 100 RF Atten (dB) = 20 Trace Mode = VIEW	M1 : 5695.541 MHz : 3.572 dBm	Limit: ≤ 7.990 dBm Margin: -4.33 dB

[Back to Matrix](#)

This test report may be reproduced in full only. The document may only be updated by MiCOM Labs personnel. Any changes will be noted in the Document History section of the report.

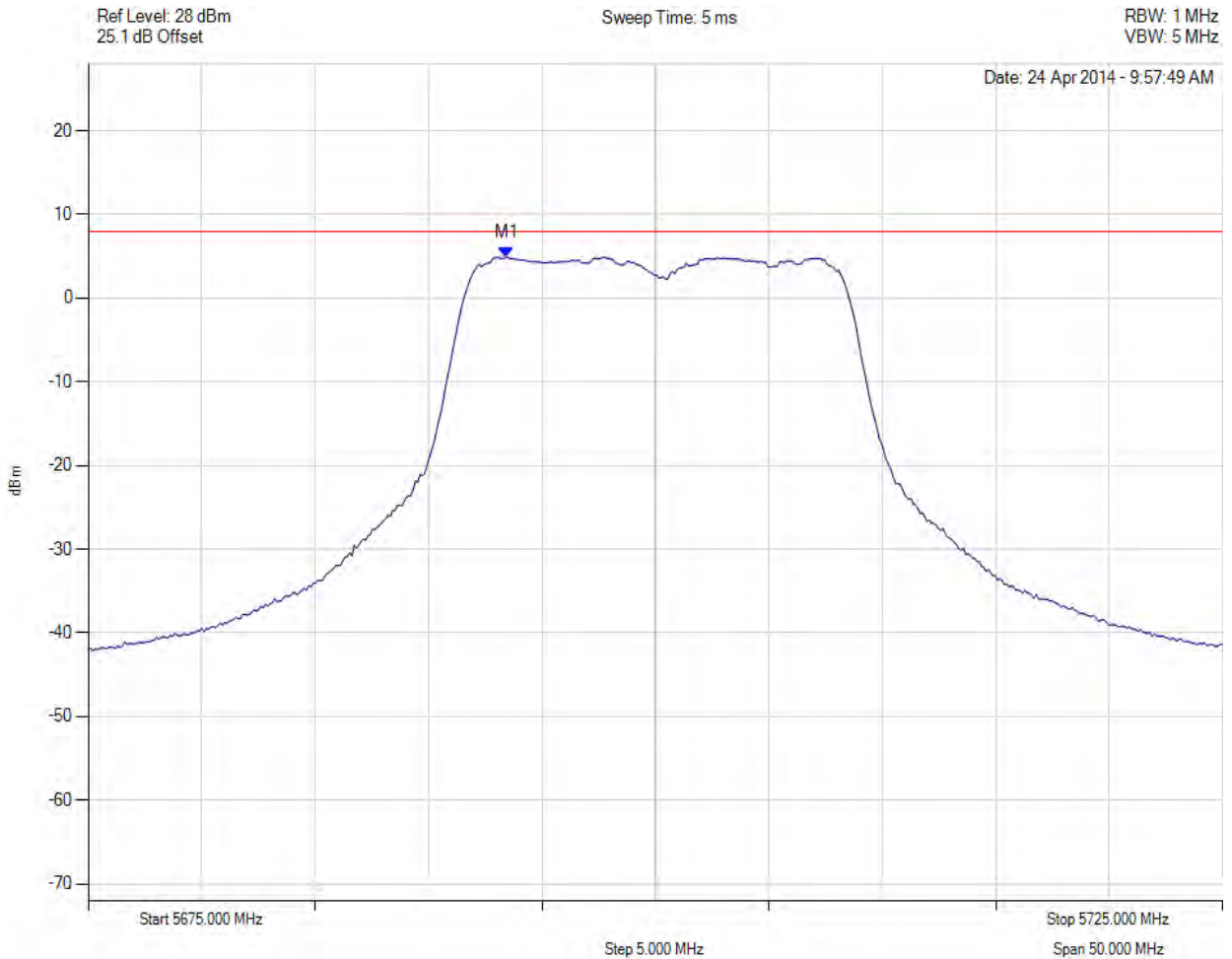


Title: Xirrus Inc. XI-AC1300, XI-AC867 (DFS Bands)
To: FCC 47 CFR Part 15.407 & IC RSS-210
Serial #: XIRR04-U8 Rev A
Issue Date: 22nd September 2014
Page: 453 of 492

PEAK POWER SPECTRAL DENSITY



Variant: 802.11a, Channel: 5700.00 MHz, Chain b, Temp: Ambient, Voltage: 55 Vdc



Analyser Setup	Marker:Frequency:Amplitude	Test Results
Detector = RMS Sweep Count = 100 RF Atten (dB) = 20 Trace Mode = VIEW	M1 : 5693.437 MHz : 4.914 dBm	Limit: ≤ 7.990 dBm Margin: -2.99 dB

[Back to Matrix](#)

This test report may be reproduced in full only. The document may only be updated by MiCOM Labs personnel. Any changes will be noted in the Document History section of the report.

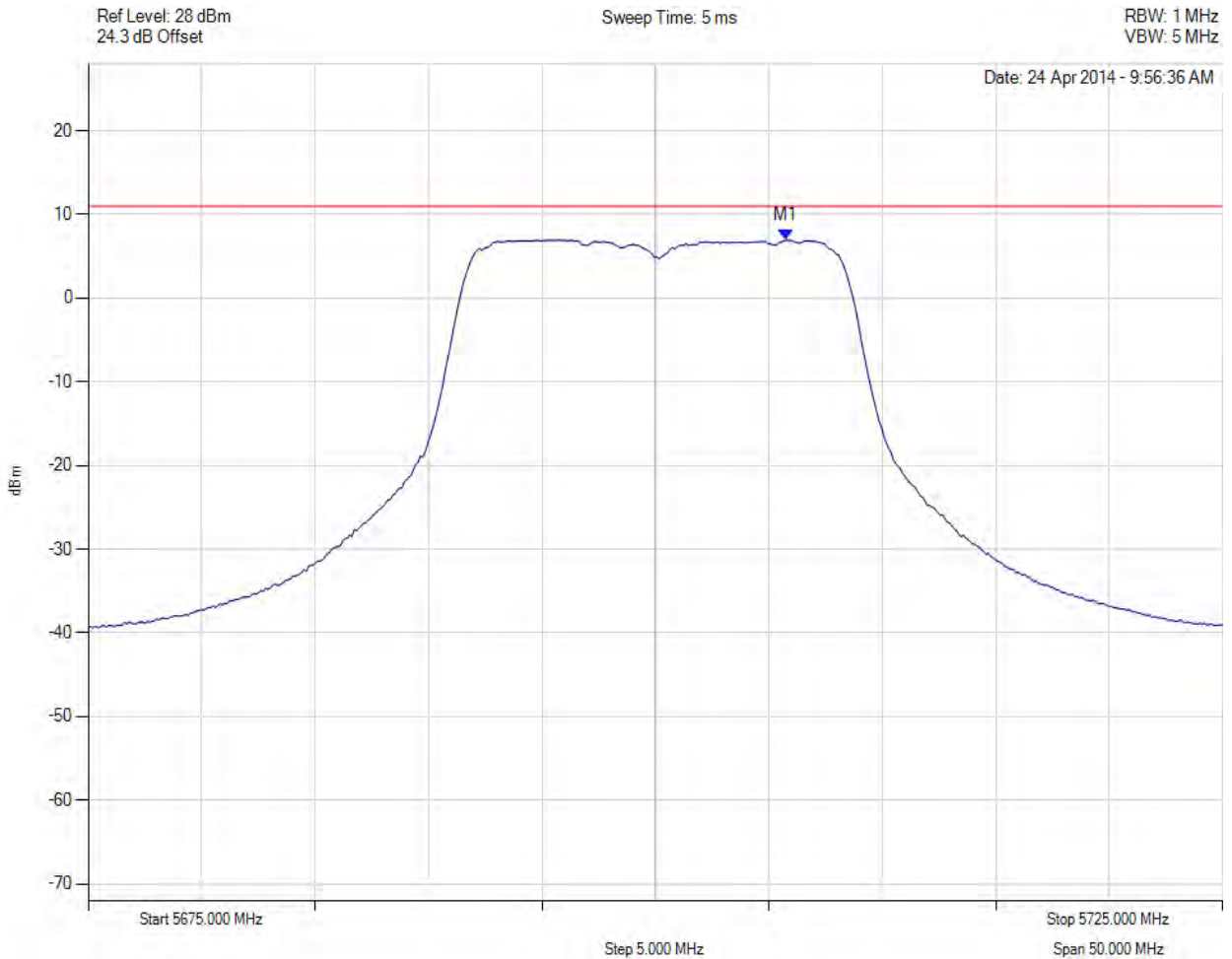


Title: Xirrus Inc. XI-AC1300, XI-AC867 (DFS Bands)
To: FCC 47 CFR Part 15.407 & IC RSS-210
Serial #: XIRR04-U8 Rev A
Issue Date: 22nd September 2014
Page: 454 of 492

PEAK POWER SPECTRAL DENSITY



Variant: 802.11a, Channel: 5700.00 MHz, SUM, Temp: Ambient, Voltage: 55 Vdc



Analyser Setup	Marker:Frequency:Amplitude	Test Results
Detector = RMS Sweep Count = 100 RF Atten (dB) = 20 Trace Mode = VIEW	M1 : 5705.762 MHz : 6.967 dBm	Limit: ≤ 11.0 dBm Margin: -4.0 dB

[Back to Matrix](#)

This test report may be reproduced in full only. The document may only be updated by MiCOM Labs personnel. Any changes will be noted in the Document History section of the report.

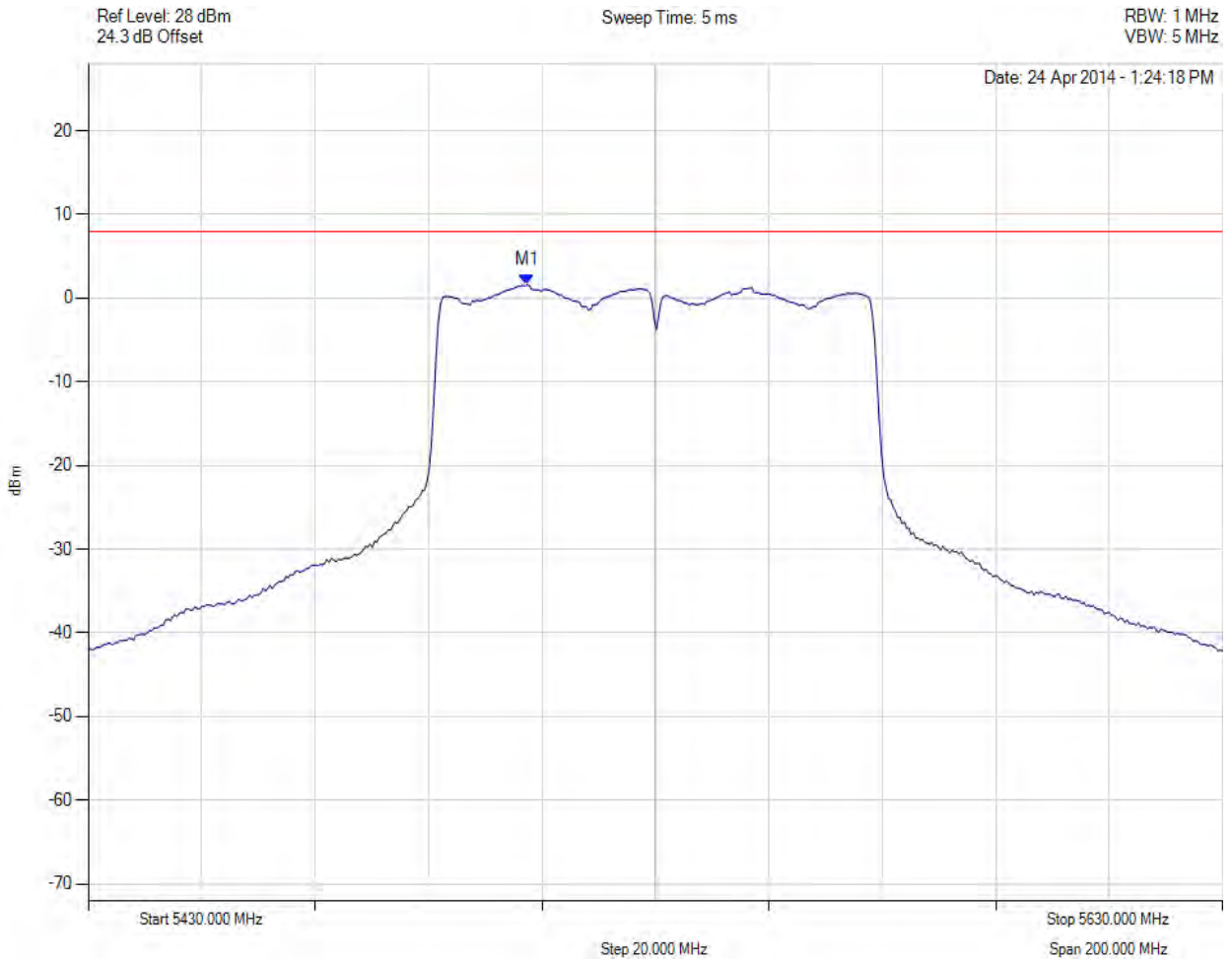


Title: Xirrus Inc. XI-AC1300, XI-AC867 (DFS Bands)
To: FCC 47 CFR Part 15.407 & IC RSS-210
Serial #: XIRR04-U8 Rev A
Issue Date: 22nd September 2014
Page: 455 of 492

PEAK POWER SPECTRAL DENSITY



Variant: 802.11ac-80, Channel: 5530.00 MHz, Chain a, Temp: Ambient, Voltage: 55 Vdc



Analyser Setup	Marker:Frequency:Amplitude	Test Results
Detector = RMS Sweep Count = 100 RF Atten (dB) = 20 Trace Mode = VIEW	M1 : 5507.355 MHz : 1.600 dBm	Limit: ≤ 7.990 dBm Margin: -6.30 dB

[Back to Matrix](#)

This test report may be reproduced in full only. The document may only be updated by MiCOM Labs personnel. Any changes will be noted in the Document History section of the report.

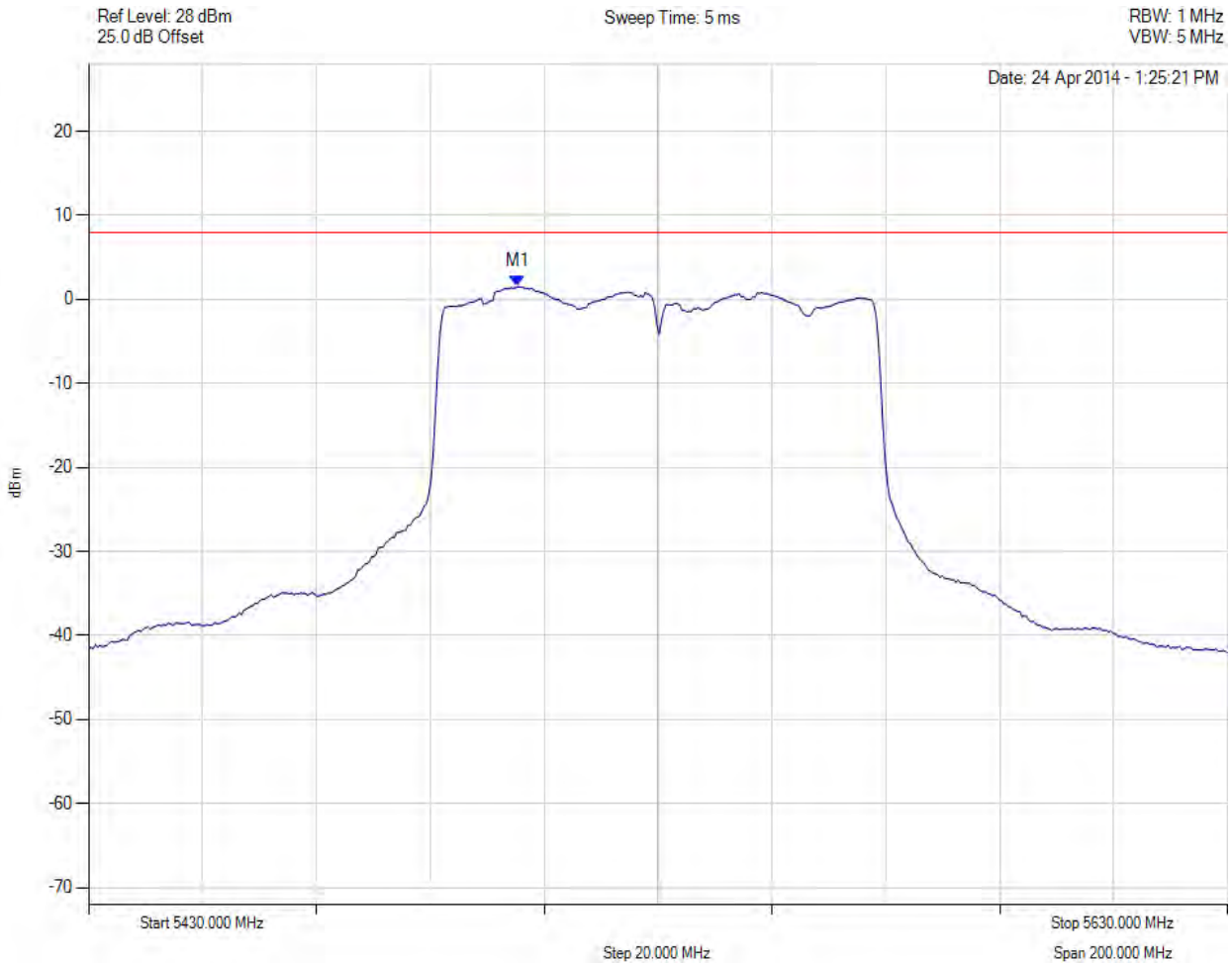


Title: Xirrus Inc. XI-AC1300, XI-AC867 (DFS Bands)
To: FCC 47 CFR Part 15.407 & IC RSS-210
Serial #: XIRR04-U8 Rev A
Issue Date: 22nd September 2014
Page: 456 of 492

PEAK POWER SPECTRAL DENSITY



Variant: 802.11ac-80, Channel: 5530.00 MHz, Chain b, Temp: Ambient, Voltage: 55 Vdc



Analyser Setup	Marker:Frequency:Amplitude	Test Results
Detector = RMS Sweep Count = 100 RF Atten (dB) = 20 Trace Mode = VIEW	M1 : 5505.351 MHz : 1.529 dBm	Limit: ≤ 7.990 dBm Margin: -6.37 dB

[Back to Matrix](#)

This test report may be reproduced in full only. The document may only be updated by MiCOM Labs personnel. Any changes will be noted in the Document History section of the report.

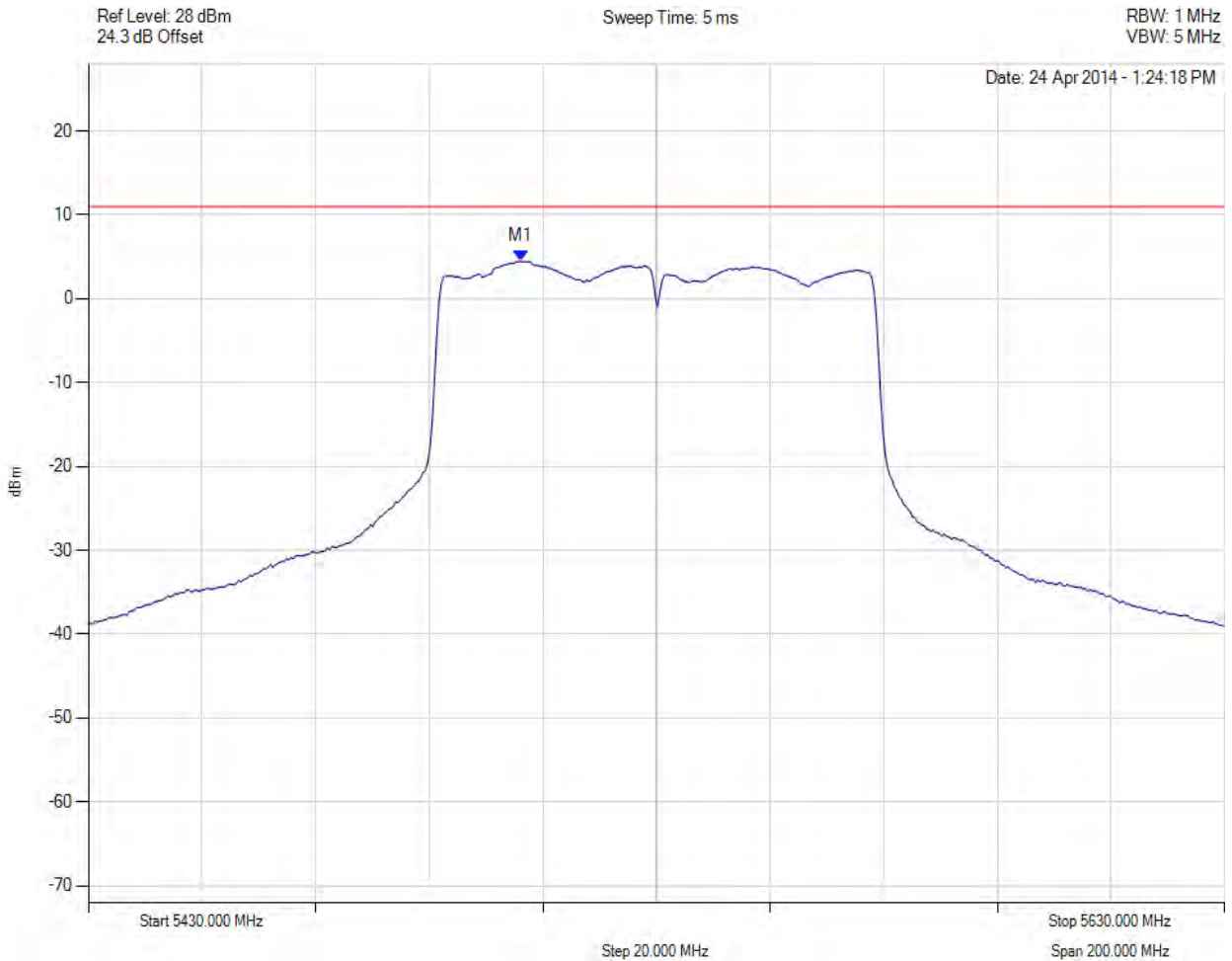


Title: Xirrus Inc. XI-AC1300, XI-AC867 (DFS Bands)
To: FCC 47 CFR Part 15.407 & IC RSS-210
Serial #: XIRR04-U8 Rev A
Issue Date: 22nd September 2014
Page: 457 of 492

PEAK POWER SPECTRAL DENSITY



Variant: 802.11ac-80, Channel: 5530.00 MHz, SUM, Temp: Ambient, Voltage: 55 Vdc



Analyser Setup	Marker:Frequency:Amplitude	Test Results
Detector = RMS Sweep Count = 100 RF Atten (dB) = 20 Trace Mode = VIEW	M1 : 5506.152 MHz : 4.463 dBm	Limit: ≤ 11.0 dBm Margin: -6.5 dB

[Back to Matrix](#)

This test report may be reproduced in full only. The document may only be updated by MiCOM Labs personnel. Any changes will be noted in the Document History section of the report.

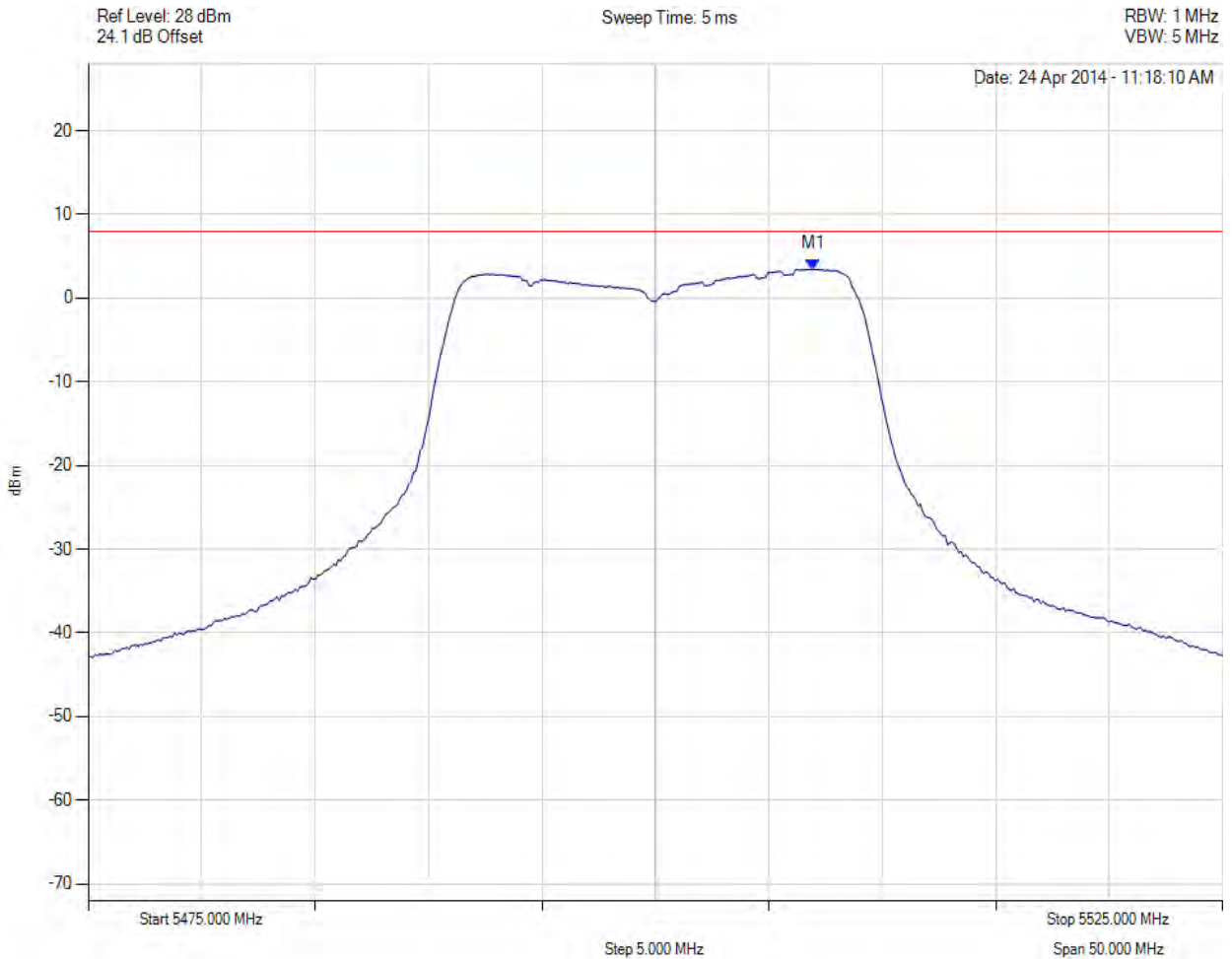


Title: Xirrus Inc. XI-AC1300, XI-AC867 (DFS Bands)
To: FCC 47 CFR Part 15.407 & IC RSS-210
Serial #: XIRR04-U8 Rev A
Issue Date: 22nd September 2014
Page: 458 of 492

PEAK POWER SPECTRAL DENSITY



Variant: 802.11n HT-20, Channel: 5500.00 MHz, Chain a, Temp: Ambient, Voltage: 55 Vdc



Analyser Setup	Marker:Frequency:Amplitude	Test Results
Detector = RMS Sweep Count = 100 RF Atten (dB) = 20 Trace Mode = VIEW	M1 : 5506.964 MHz : 3.461 dBm	Limit: ≤ 7.990 dBm Margin: -4.44 dB

[Back to Matrix](#)

This test report may be reproduced in full only. The document may only be updated by MiCOM Labs personnel. Any changes will be noted in the Document History section of the report.

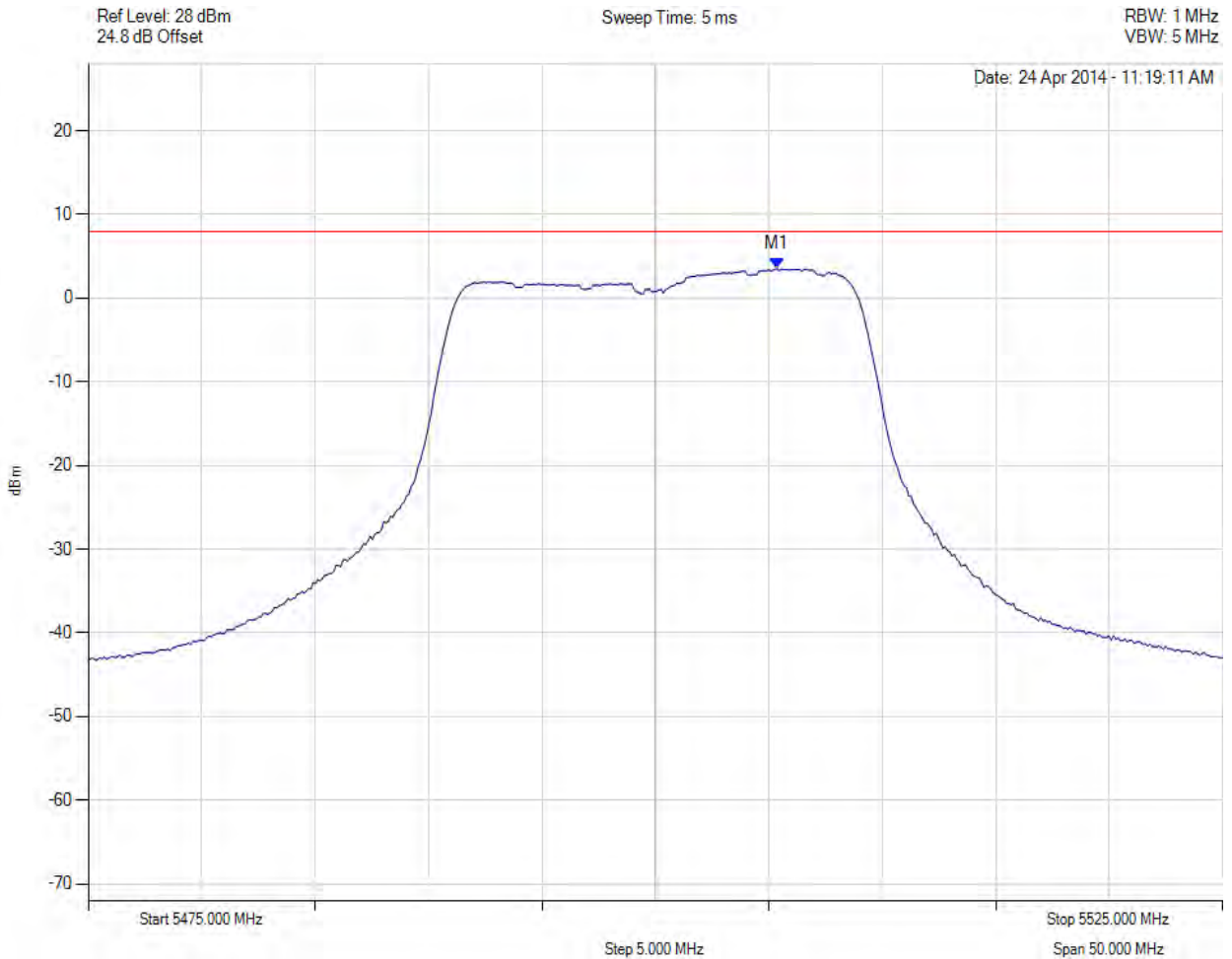


Title: Xirrus Inc. XI-AC1300, XI-AC867 (DFS Bands)
To: FCC 47 CFR Part 15.407 & IC RSS-210
Serial #: XIRR04-U8 Rev A
Issue Date: 22nd September 2014
Page: 459 of 492

PEAK POWER SPECTRAL DENSITY



Variant: 802.11n HT-20, Channel: 5500.00 MHz, Chain b, Temp: Ambient, Voltage: 55 Vdc



Analyser Setup	Marker:Frequency:Amplitude	Test Results
Detector = RMS Sweep Count = 100 RF Atten (dB) = 20 Trace Mode = VIEW	M1 : 5505.361 MHz : 3.573 dBm	Limit: ≤ 7.990 dBm Margin: -4.33 dB

[Back to Matrix](#)

This test report may be reproduced in full only. The document may only be updated by MiCOM Labs personnel. Any changes will be noted in the Document History section of the report.

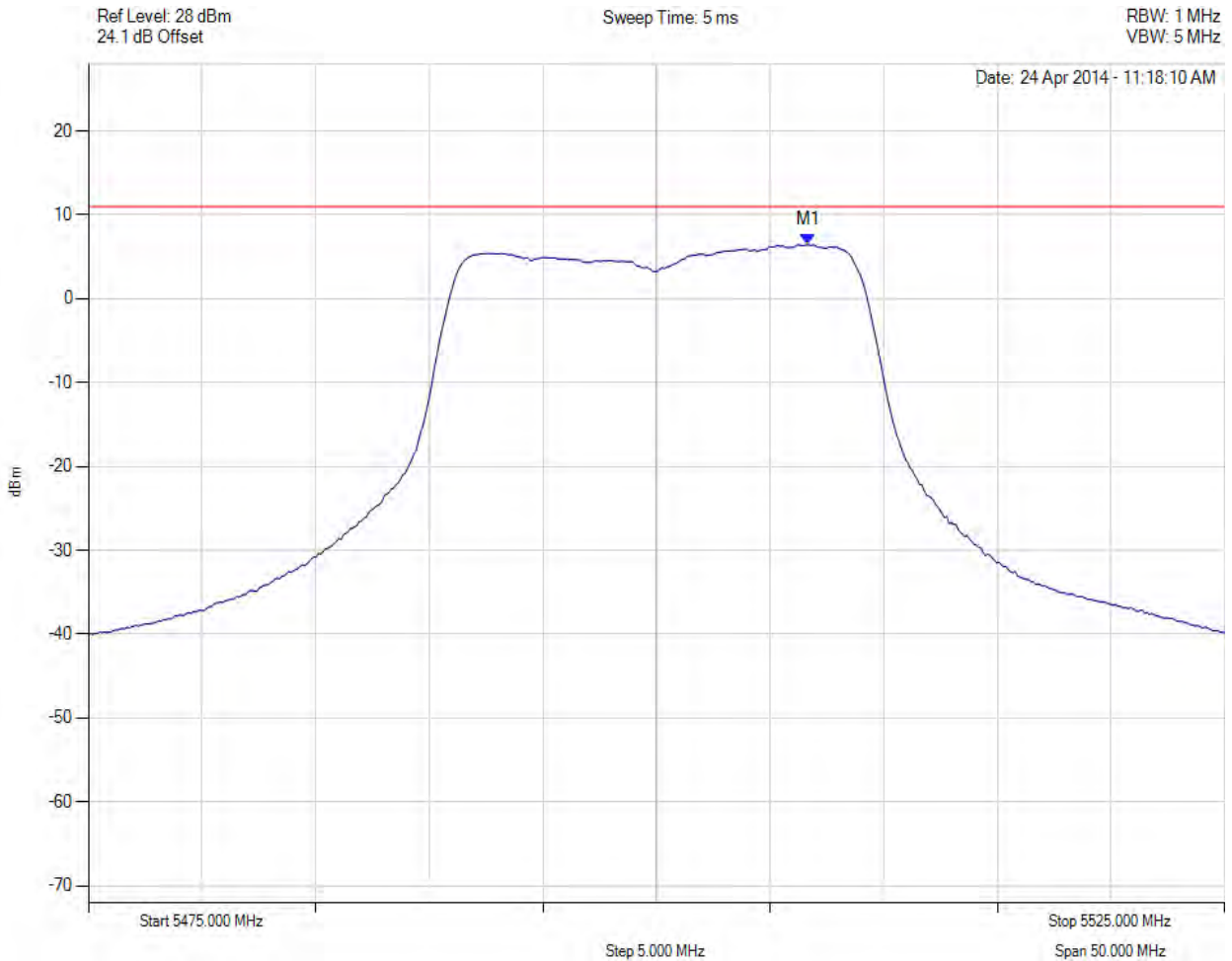


Title: Xirrus Inc. XI-AC1300, XI-AC867 (DFS Bands)
To: FCC 47 CFR Part 15.407 & IC RSS-210
Serial #: XIRR04-U8 Rev A
Issue Date: 22nd September 2014
Page: 460 of 492

PEAK POWER SPECTRAL DENSITY



Variant: 802.11n HT-20, Channel: 5500.00 MHz, SUM, Temp: Ambient, Voltage: 55 Vdc



Analyser Setup	Marker:Frequency:Amplitude	Test Results
Detector = RMS Sweep Count = 100 RF Atten (dB) = 20 Trace Mode = VIEW	M1 : 5506.663 MHz : 6.465 dBm	Limit: ≤ 11.0 dBm Margin: -4.5 dB

[Back to Matrix](#)

This test report may be reproduced in full only. The document may only be updated by MiCOM Labs personnel. Any changes will be noted in the Document History section of the report.

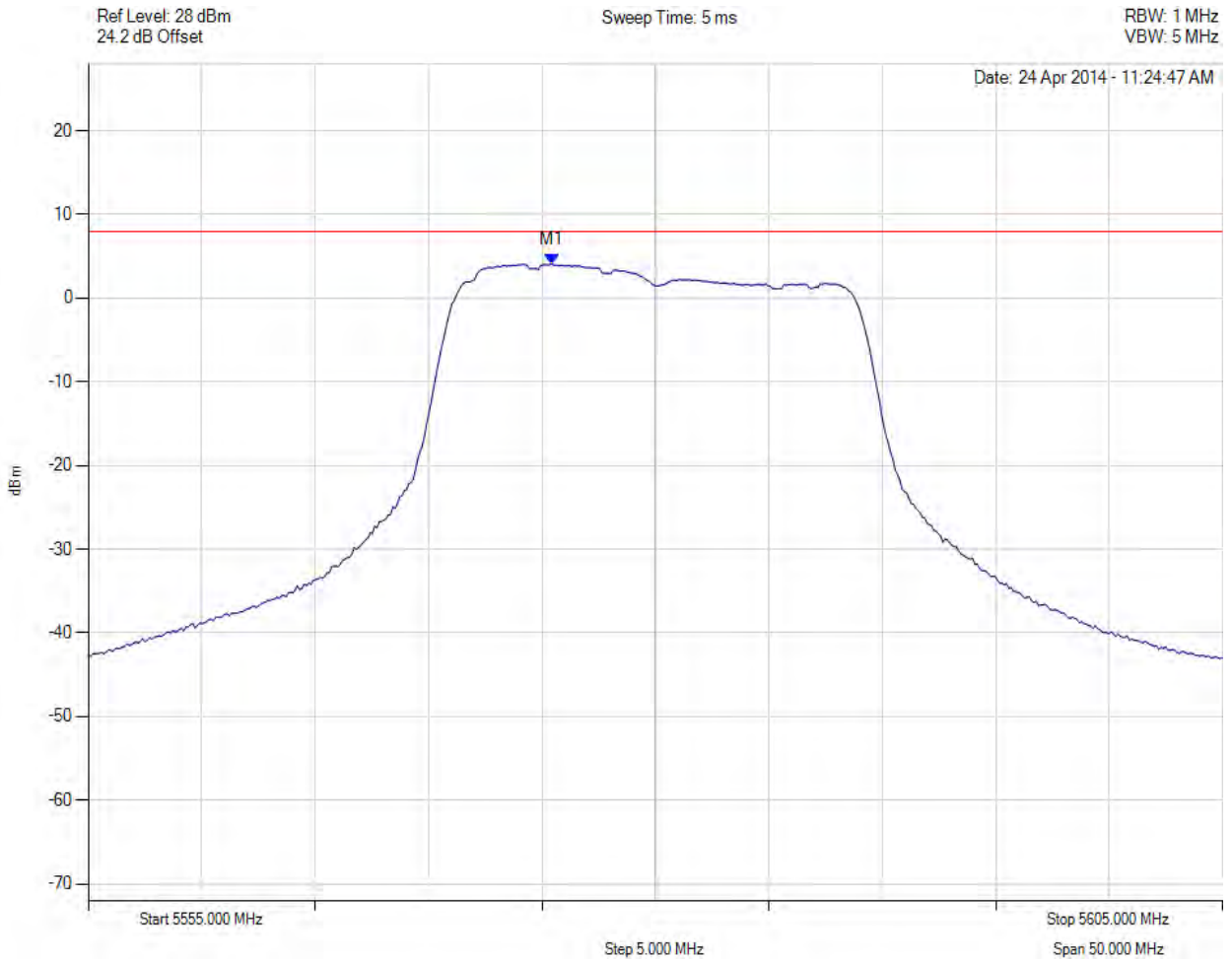


Title: Xirrus Inc. XI-AC1300, XI-AC867 (DFS Bands)
To: FCC 47 CFR Part 15.407 & IC RSS-210
Serial #: XIRR04-U8 Rev A
Issue Date: 22nd September 2014
Page: 461 of 492

PEAK POWER SPECTRAL DENSITY



Variant: 802.11n HT-20, Channel: 5580.00 MHz, Chain a, Temp: Ambient, Voltage: 55 Vdc



Analyser Setup	Marker:Frequency:Amplitude	Test Results
Detector = RMS Sweep Count = 100 RF Atten (dB) = 20 Trace Mode = VIEW	M1 : 5575.441 MHz : 4.060 dBm	Limit: ≤ 7.990 dBm Margin: -3.84 dB

[Back to Matrix](#)

This test report may be reproduced in full only. The document may only be updated by MiCOM Labs personnel. Any changes will be noted in the Document History section of the report.

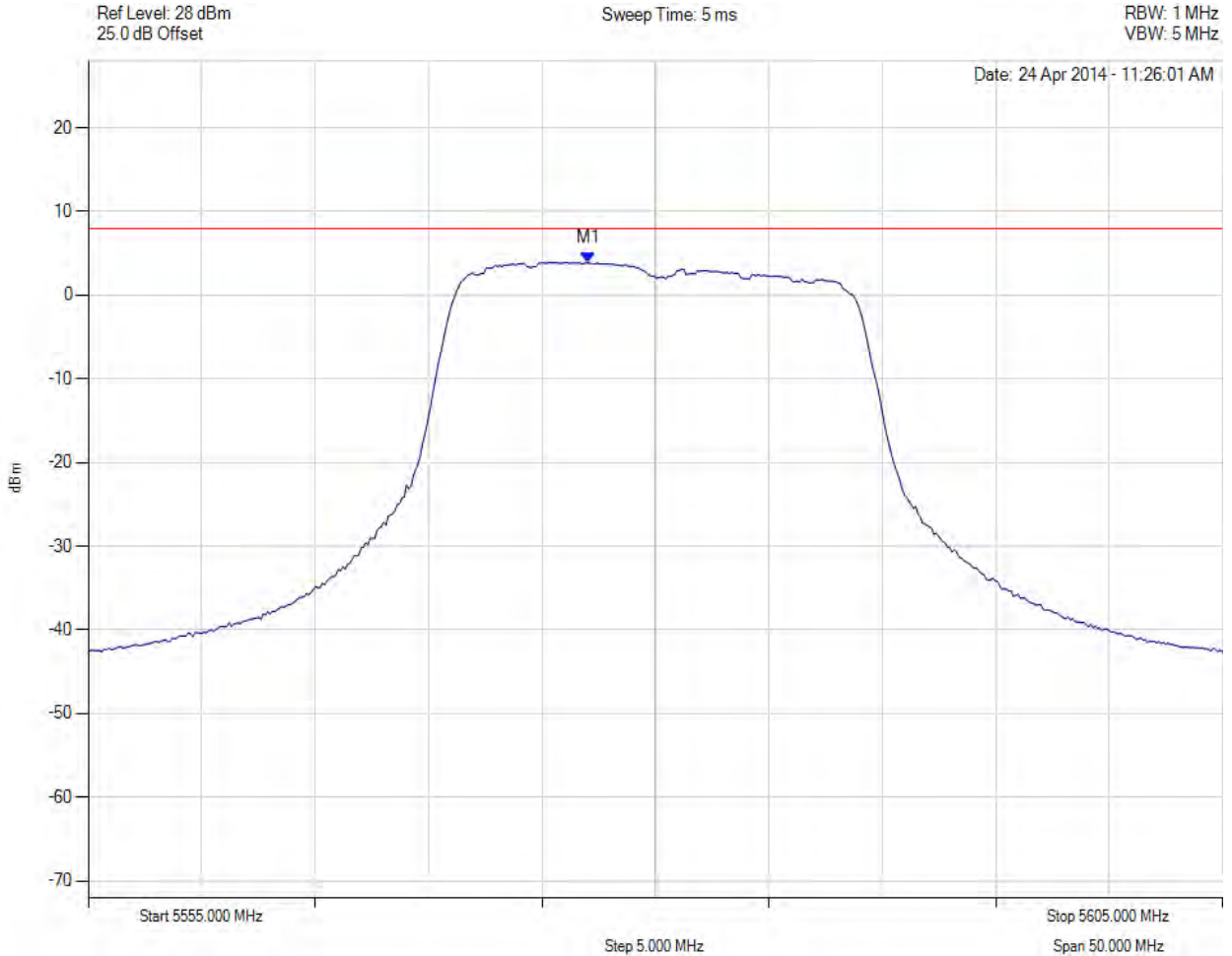


Title: Xirrus Inc. XI-AC1300, XI-AC867 (DFS Bands)
To: FCC 47 CFR Part 15.407 & IC RSS-210
Serial #: XIRR04-U8 Rev A
Issue Date: 22nd September 2014
Page: 462 of 492

PEAK POWER SPECTRAL DENSITY



Variant: 802.11n HT-20, Channel: 5580.00 MHz, Chain b, Temp: Ambient, Voltage: 55 Vdc



Analyser Setup	Marker:Frequency:Amplitude	Test Results
Detector = RMS Sweep Count = 100 RF Atten (dB) = 20 Trace Mode = VIEW	M1 : 5577.044 MHz : 3.907 dBm	Limit: ≤ 7.990 dBm Margin: -4.00 dB

[Back to Matrix](#)

This test report may be reproduced in full only. The document may only be updated by MiCOM Labs personnel. Any changes will be noted in the Document History section of the report.

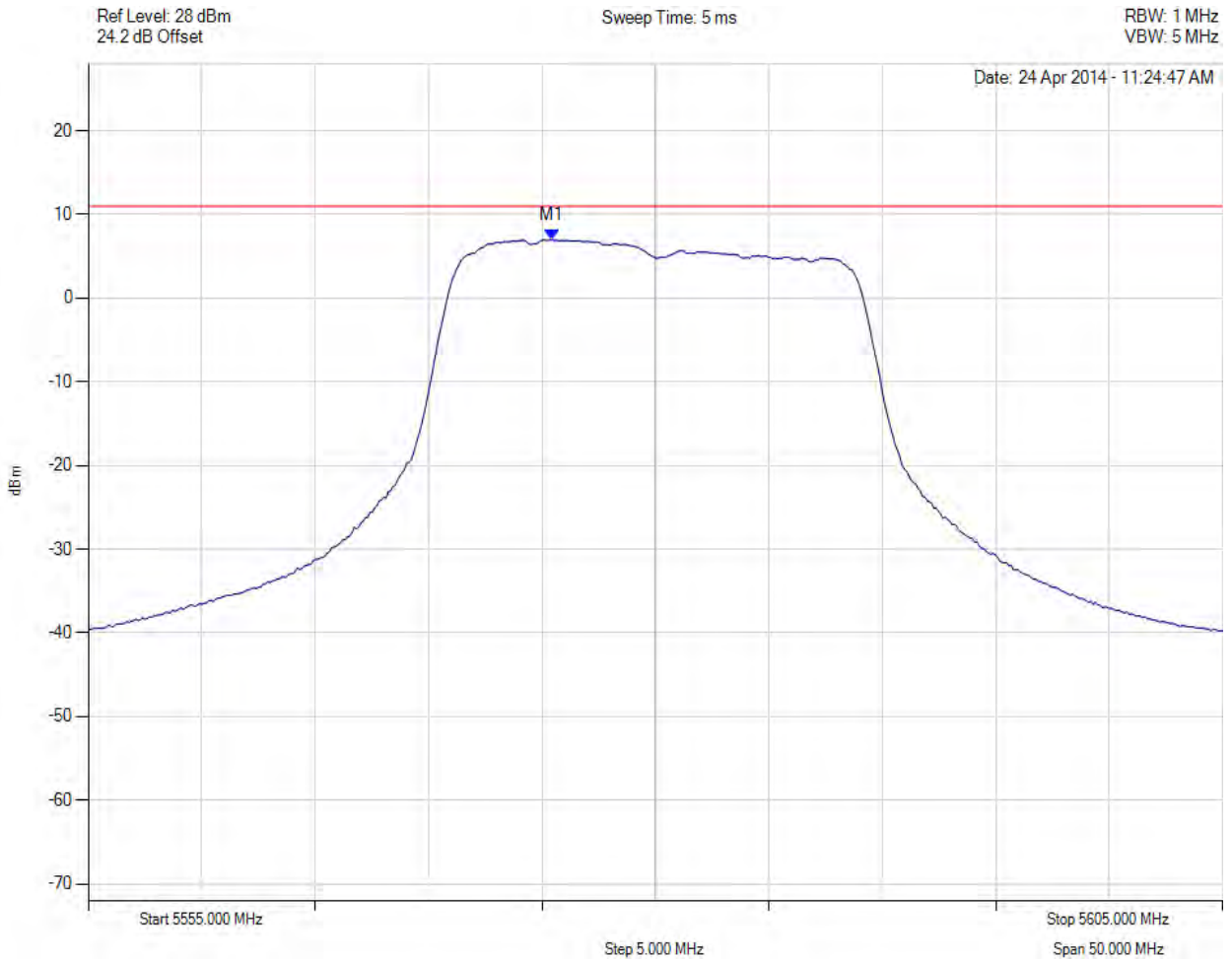


Title: Xirrus Inc. XI-AC1300, XI-AC867 (DFS Bands)
To: FCC 47 CFR Part 15.407 & IC RSS-210
Serial #: XIRR04-U8 Rev A
Issue Date: 22nd September 2014
Page: 463 of 492

PEAK POWER SPECTRAL DENSITY



Variant: 802.11n HT-20, Channel: 5580.00 MHz, SUM, Temp: Ambient, Voltage: 55 Vdc



Analyser Setup	Marker:Frequency:Amplitude	Test Results
Detector = RMS Sweep Count = 100 RF Atten (dB) = 20 Trace Mode = VIEW	M1 : 5575.441 MHz : 6.980 dBm	Limit: ≤ 11.0 dBm Margin: -4.0 dB

[Back to Matrix](#)

This test report may be reproduced in full only. The document may only be updated by MiCOM Labs personnel. Any changes will be noted in the Document History section of the report.

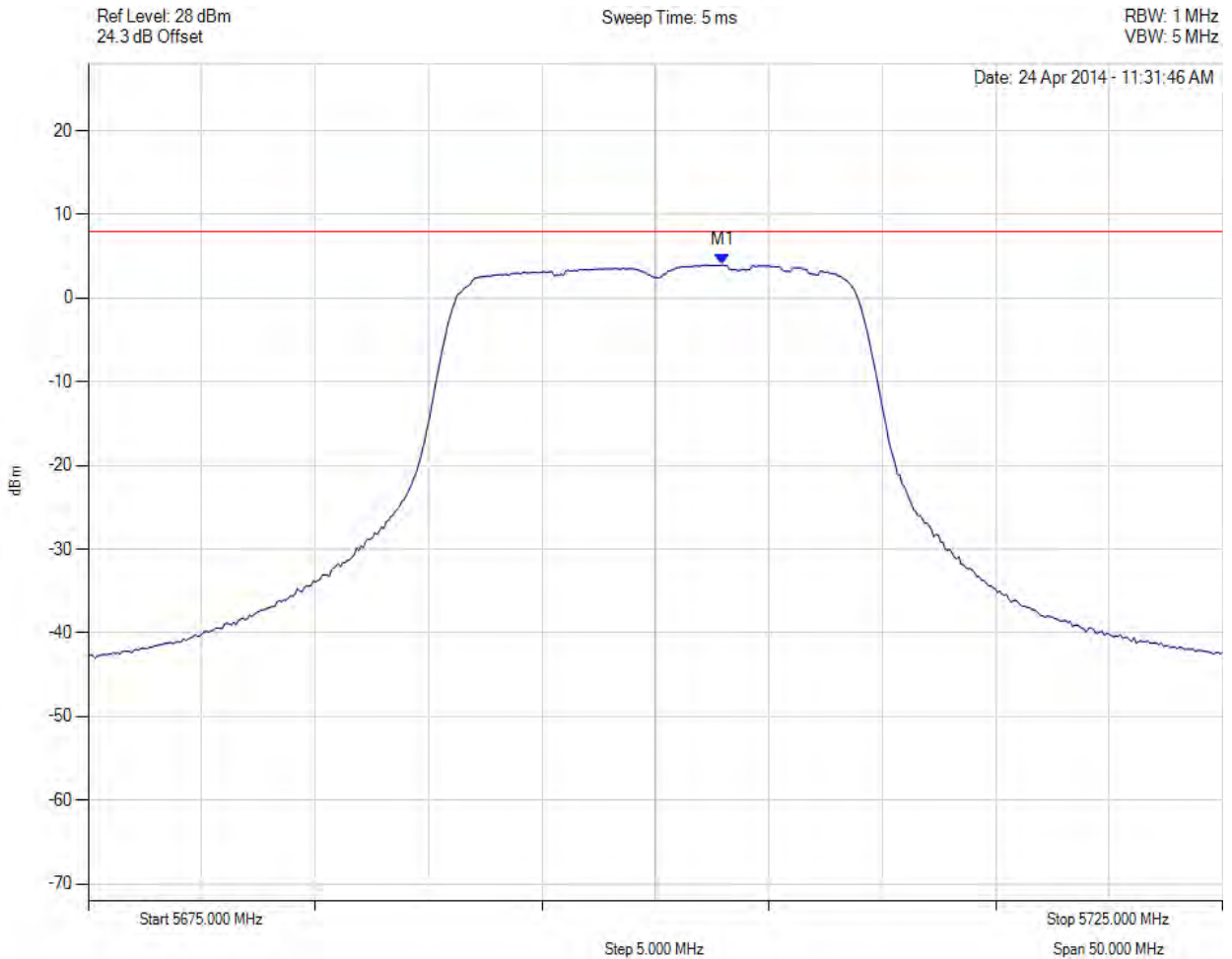


Title: Xirrus Inc. XI-AC1300, XI-AC867 (DFS Bands)
To: FCC 47 CFR Part 15.407 & IC RSS-210
Serial #: XIRR04-U8 Rev A
Issue Date: 22nd September 2014
Page: 464 of 492

PEAK POWER SPECTRAL DENSITY



Variant: 802.11n HT-20, Channel: 5700.00 MHz, Chain a, Temp: Ambient, Voltage: 55 Vdc



Analyser Setup	Marker:Frequency:Amplitude	Test Results
Detector = RMS Sweep Count = 100 RF Atten (dB) = 20 Trace Mode = VIEW	M1 : 5702.956 MHz : 3.965 dBm	Limit: ≤ 7.990 dBm Margin: -3.94 dB

[Back to Matrix](#)

This test report may be reproduced in full only. The document may only be updated by MiCOM Labs personnel. Any changes will be noted in the Document History section of the report.

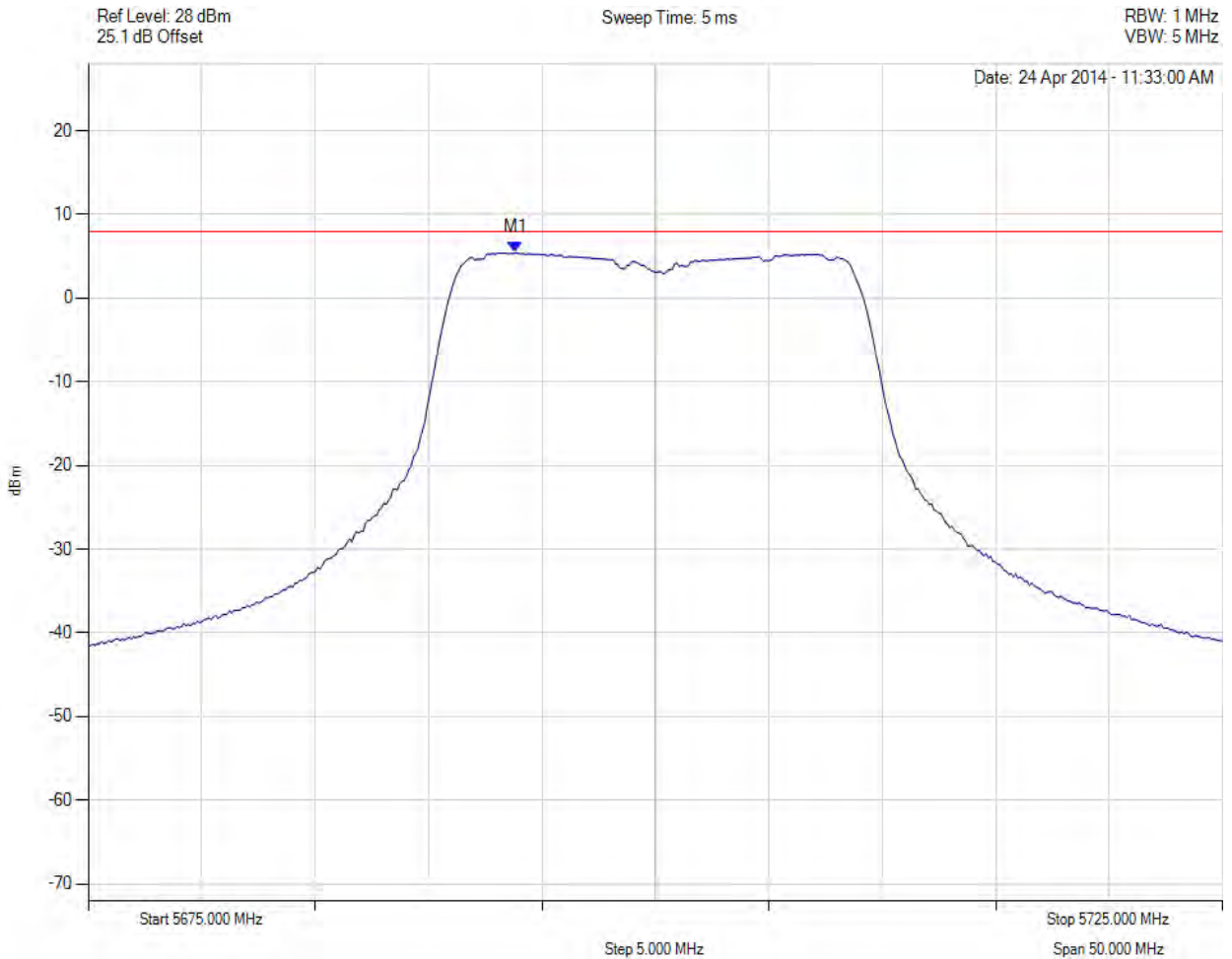


Title: Xirrus Inc. XI-AC1300, XI-AC867 (DFS Bands)
To: FCC 47 CFR Part 15.407 & IC RSS-210
Serial #: XIRR04-U8 Rev A
Issue Date: 22nd September 2014
Page: 465 of 492

PEAK POWER SPECTRAL DENSITY



Variant: 802.11n HT-20, Channel: 5700.00 MHz, Chain b, Temp: Ambient, Voltage: 55 Vdc



Analyser Setup	Marker:Frequency:Amplitude	Test Results
Detector = RMS Sweep Count = 100 RF Atten (dB) = 20 Trace Mode = VIEW	M1 : 5693.838 MHz : 5.434 dBm	Limit: ≤ 7.990 dBm Margin: -2.47 dB

[Back to Matrix](#)

This test report may be reproduced in full only. The document may only be updated by MiCOM Labs personnel. Any changes will be noted in the Document History section of the report.

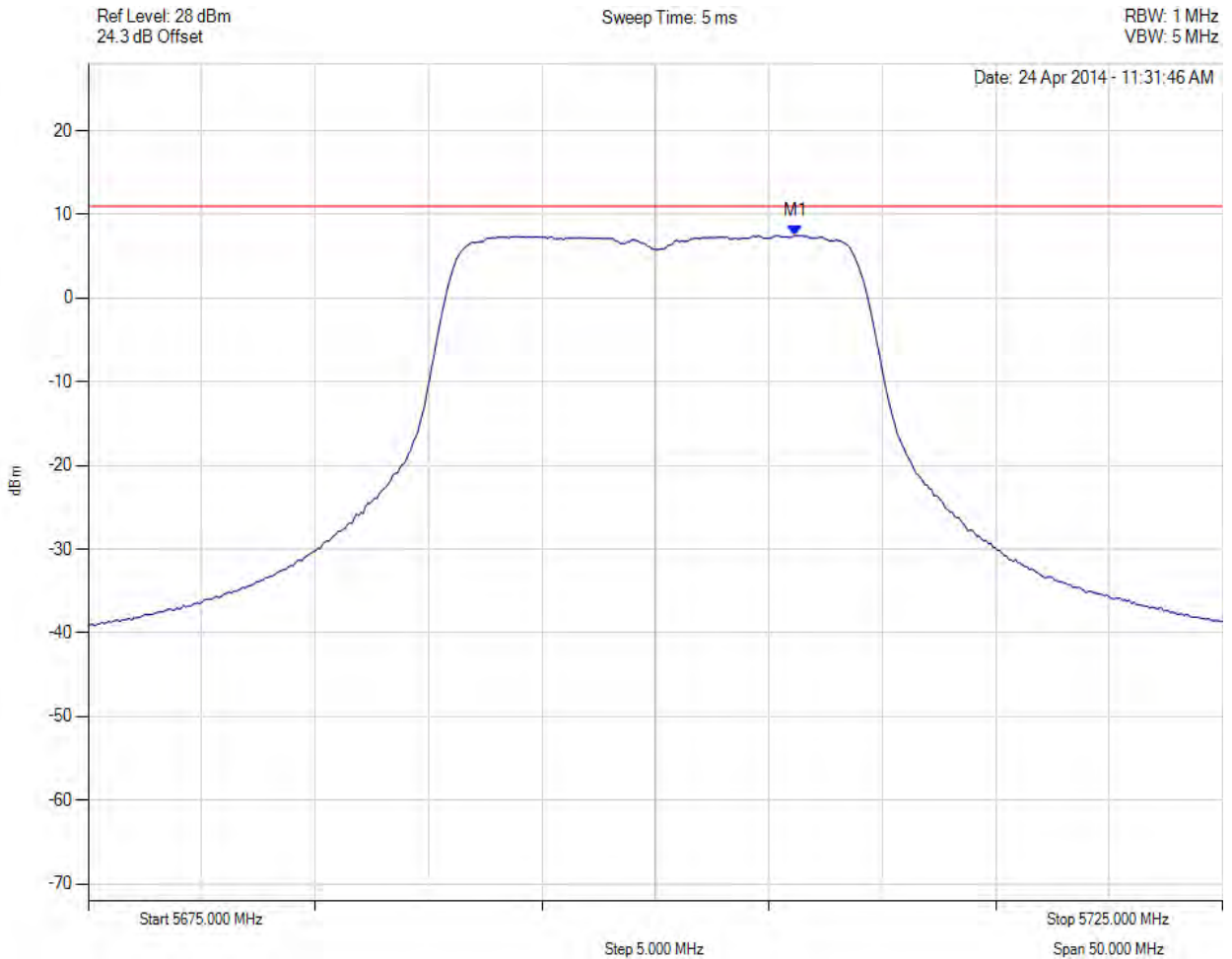


Title: Xirrus Inc. XI-AC1300, XI-AC867 (DFS Bands)
To: FCC 47 CFR Part 15.407 & IC RSS-210
Serial #: XIRR04-U8 Rev A
Issue Date: 22nd September 2014
Page: 466 of 492

PEAK POWER SPECTRAL DENSITY



Variant: 802.11n HT-20, Channel: 5700.00 MHz, SUM, Temp: Ambient, Voltage: 55 Vdc



Analyser Setup	Marker:Frequency:Amplitude	Test Results
Detector = RMS Sweep Count = 100 RF Atten (dB) = 20 Trace Mode = VIEW	M1 : 5706.162 MHz : 7.474 dBm	Limit: ≤ 11.0 dBm Margin: -3.5 dB

[Back to Matrix](#)

This test report may be reproduced in full only. The document may only be updated by MiCOM Labs personnel. Any changes will be noted in the Document History section of the report.

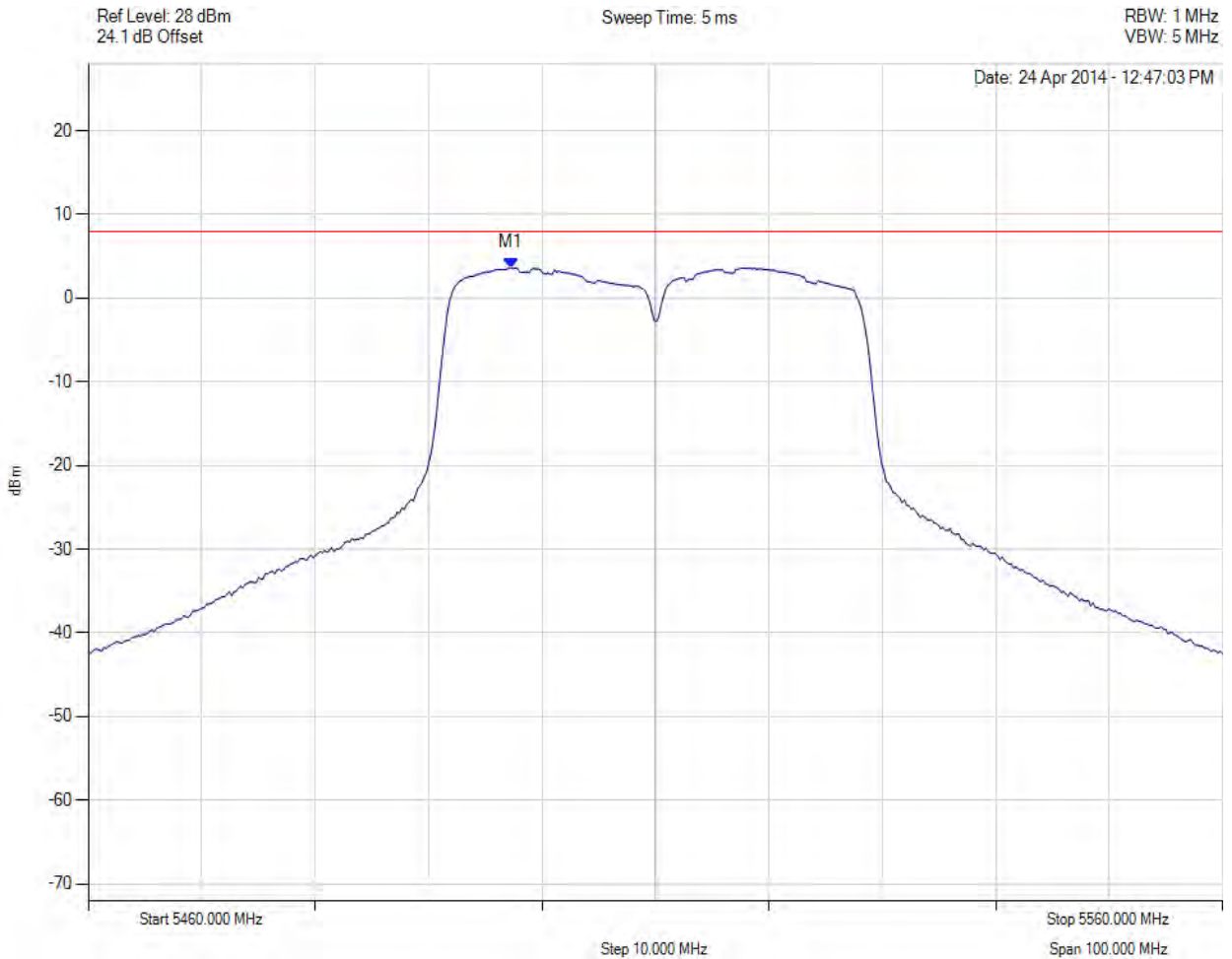


Title: Xirrus Inc. XI-AC1300, XI-AC867 (DFS Bands)
To: FCC 47 CFR Part 15.407 & IC RSS-210
Serial #: XIRR04-U8 Rev A
Issue Date: 22nd September 2014
Page: 467 of 492

PEAK POWER SPECTRAL DENSITY



Variant: 802.11n HT-40, Channel: 5510.00 MHz, Chain a, Temp: Ambient, Voltage: 55 Vdc



Analyser Setup	Marker:Frequency:Amplitude	Test Results
Detector = RMS Sweep Count = 100 RF Atten (dB) = 20 Trace Mode = VIEW	M1 : 5497.275 MHz : 3.630 dBm	Limit: ≤ 7.990 dBm Margin: -4.27 dB

[Back to Matrix](#)

This test report may be reproduced in full only. The document may only be updated by MiCOM Labs personnel. Any changes will be noted in the Document History section of the report.

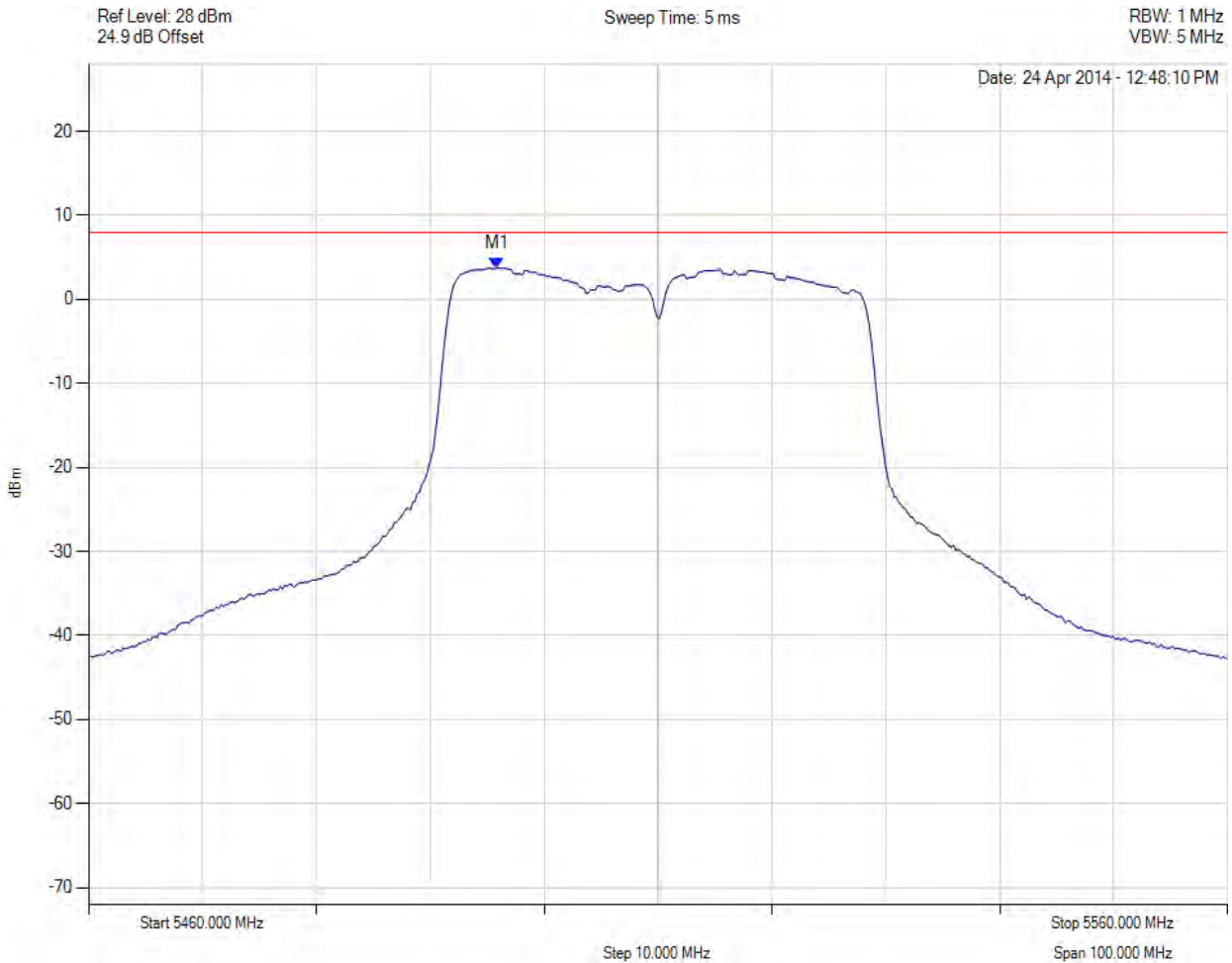


Title: Xirrus Inc. XI-AC1300, XI-AC867 (DFS Bands)
To: FCC 47 CFR Part 15.407 & IC RSS-210
Serial #: XIRR04-U8 Rev A
Issue Date: 22nd September 2014
Page: 468 of 492

PEAK POWER SPECTRAL DENSITY



Variant: 802.11n HT-40, Channel: 5510.00 MHz, Chain b, Temp: Ambient, Voltage: 55 Vdc



Analyser Setup	Marker:Frequency:Amplitude	Test Results
Detector = RMS Sweep Count = 100 RF Atten (dB) = 20 Trace Mode = VIEW	M1 : 5495.872 MHz : 3.736 dBm	Limit: ≤ 7.990 dBm Margin: -4.17 dB

[Back to Matrix](#)

This test report may be reproduced in full only. The document may only be updated by MiCOM Labs personnel. Any changes will be noted in the Document History section of the report.

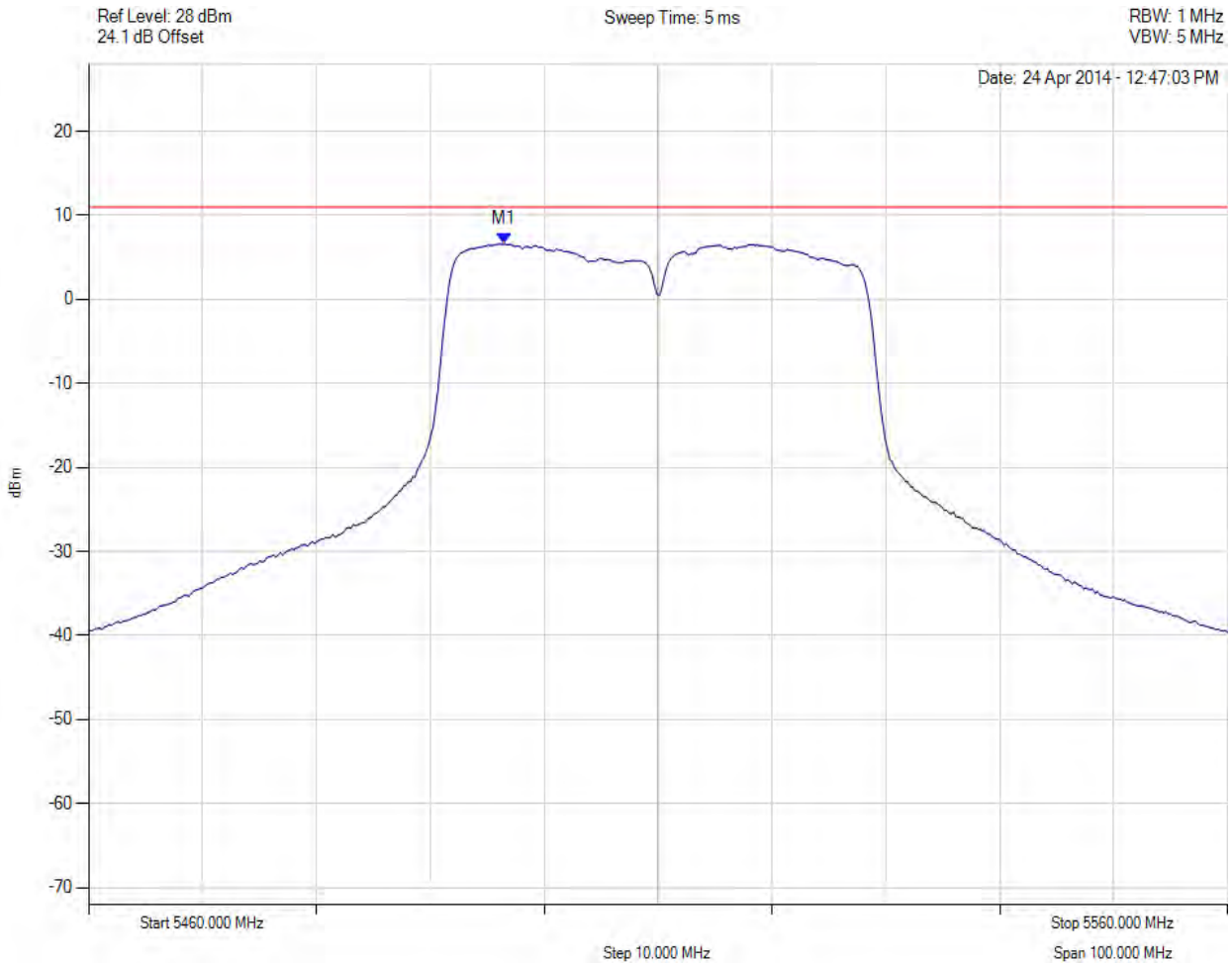


Title: Xirrus Inc. XI-AC1300, XI-AC867 (DFS Bands)
To: FCC 47 CFR Part 15.407 & IC RSS-210
Serial #: XIRR04-U8 Rev A
Issue Date: 22nd September 2014
Page: 469 of 492

PEAK POWER SPECTRAL DENSITY



Variant: 802.11n HT-40, Channel: 5510.00 MHz, SUM, Temp: Ambient, Voltage: 55 Vdc



Analyser Setup	Marker:Frequency:Amplitude	Test Results
Detector = RMS Sweep Count = 100 RF Atten (dB) = 20 Trace Mode = VIEW	M1 : 5496.473 MHz : 6.591 dBm	Limit: ≤ 11.0 dBm Margin: -4.4 dB

[Back to Matrix](#)

This test report may be reproduced in full only. The document may only be updated by MiCOM Labs personnel. Any changes will be noted in the Document History section of the report.

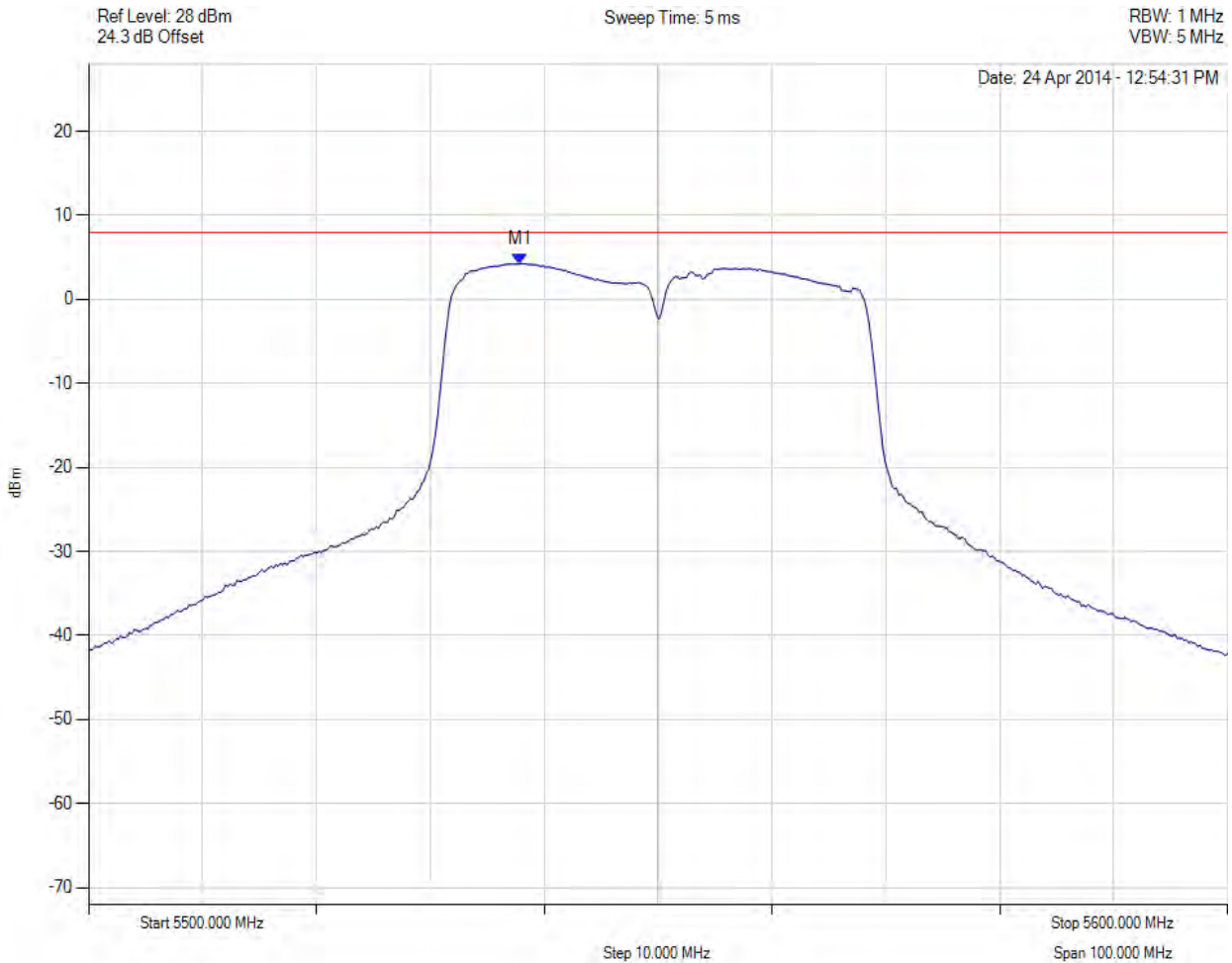


Title: Xirrus Inc. XI-AC1300, XI-AC867 (DFS Bands)
To: FCC 47 CFR Part 15.407 & IC RSS-210
Serial #: XIRR04-U8 Rev A
Issue Date: 22nd September 2014
Page: 470 of 492

PEAK POWER SPECTRAL DENSITY



Variant: 802.11n HT-40, Channel: 5550.00 MHz, Chain a, Temp: Ambient, Voltage: 55 Vdc



Analyser Setup	Marker:Frequency:Amplitude	Test Results
Detector = RMS Sweep Count = 100 RF Atten (dB) = 20 Trace Mode = VIEW	M1 : 5537.876 MHz : 4.267 dBm	Limit: ≤ 7.990 dBm Margin: -3.64 dB

[Back to Matrix](#)

This test report may be reproduced in full only. The document may only be updated by MiCOM Labs personnel. Any changes will be noted in the Document History section of the report.

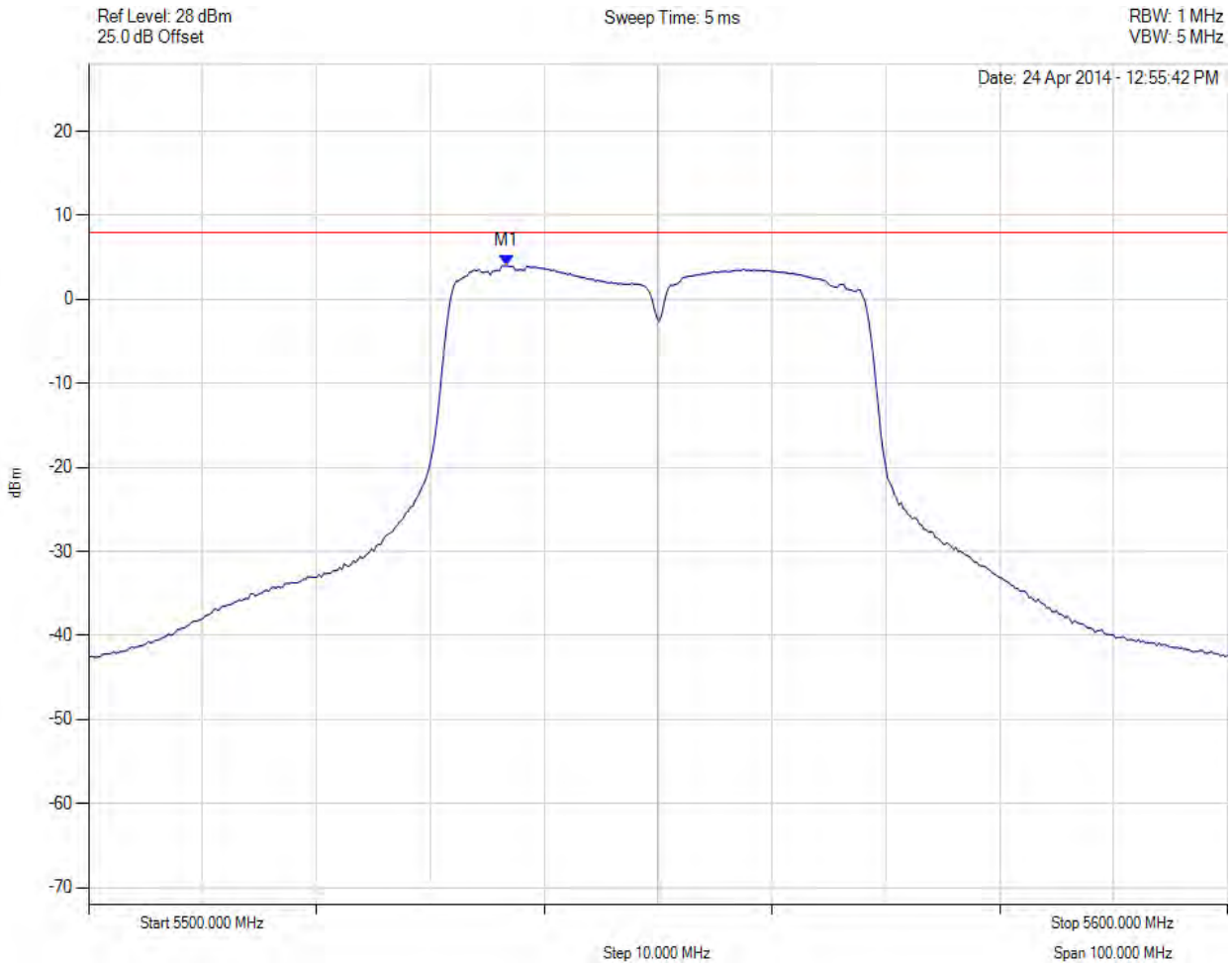


Title: Xirrus Inc. XI-AC1300, XI-AC867 (DFS Bands)
To: FCC 47 CFR Part 15.407 & IC RSS-210
Serial #: XIRR04-U8 Rev A
Issue Date: 22nd September 2014
Page: 471 of 492

PEAK POWER SPECTRAL DENSITY



Variant: 802.11n HT-40, Channel: 5550.00 MHz, Chain b, Temp: Ambient, Voltage: 55 Vdc



Analyser Setup	Marker:Frequency:Amplitude	Test Results
Detector = RMS Sweep Count = 100 RF Atten (dB) = 20 Trace Mode = VIEW	M1 : 5536.673 MHz : 4.008 dBm	Limit: ≤ 7.990 dBm Margin: -3.89 dB

[Back to Matrix](#)

This test report may be reproduced in full only. The document may only be updated by MiCOM Labs personnel. Any changes will be noted in the Document History section of the report.

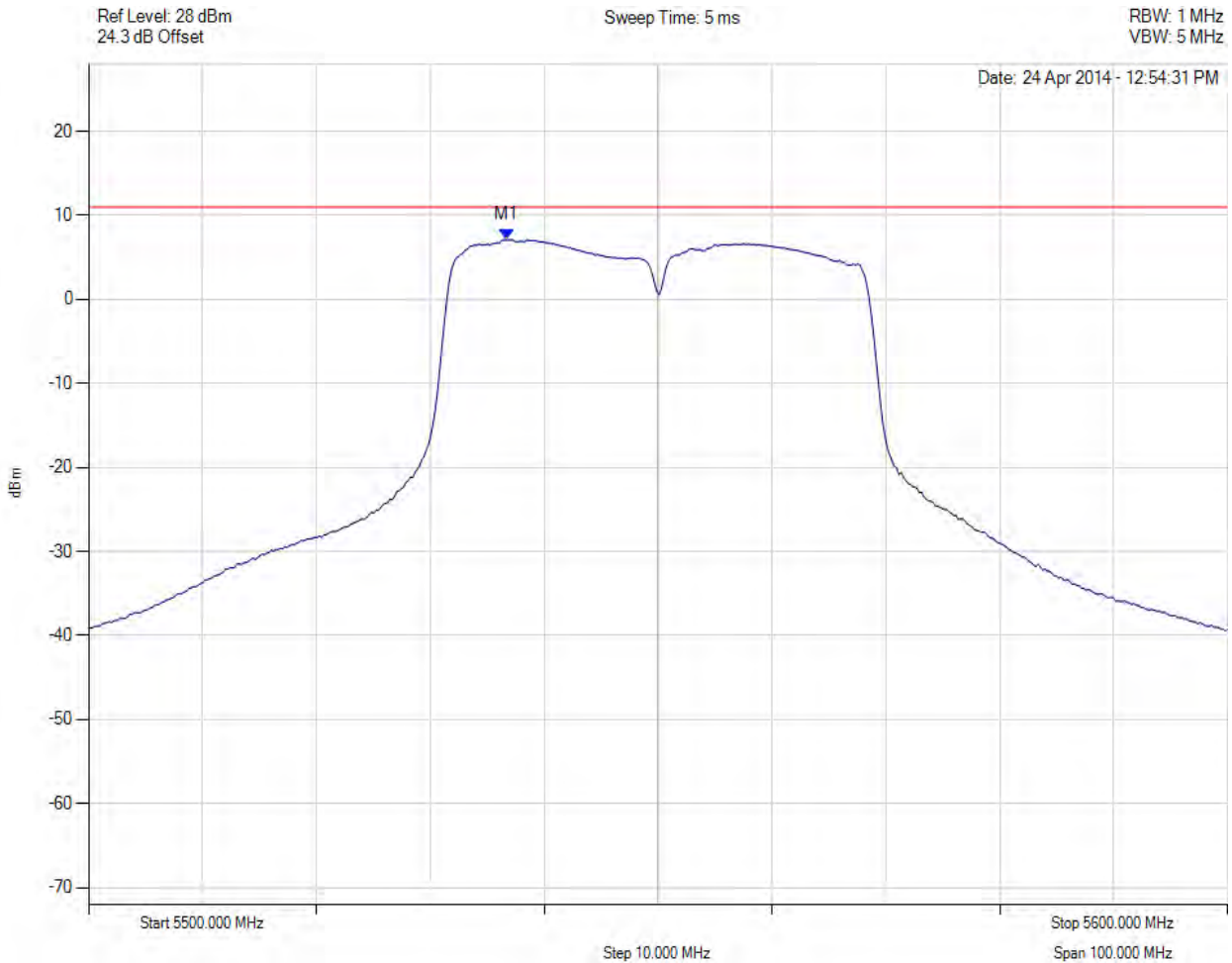


Title: Xirrus Inc. XI-AC1300, XI-AC867 (DFS Bands)
To: FCC 47 CFR Part 15.407 & IC RSS-210
Serial #: XIRR04-U8 Rev A
Issue Date: 22nd September 2014
Page: 472 of 492

PEAK POWER SPECTRAL DENSITY



Variant: 802.11n HT-40, Channel: 5550.00 MHz, SUM, Temp: Ambient, Voltage: 55 Vdc



Analyser Setup	Marker:Frequency:Amplitude	Test Results
Detector = RMS Sweep Count = 100 RF Atten (dB) = 20 Trace Mode = VIEW	M1 : 5536.673 MHz : 7.102 dBm	Limit: ≤ 11.0 dBm Margin: -3.9 dB

[Back to Matrix](#)

This test report may be reproduced in full only. The document may only be updated by MiCOM Labs personnel. Any changes will be noted in the Document History section of the report.

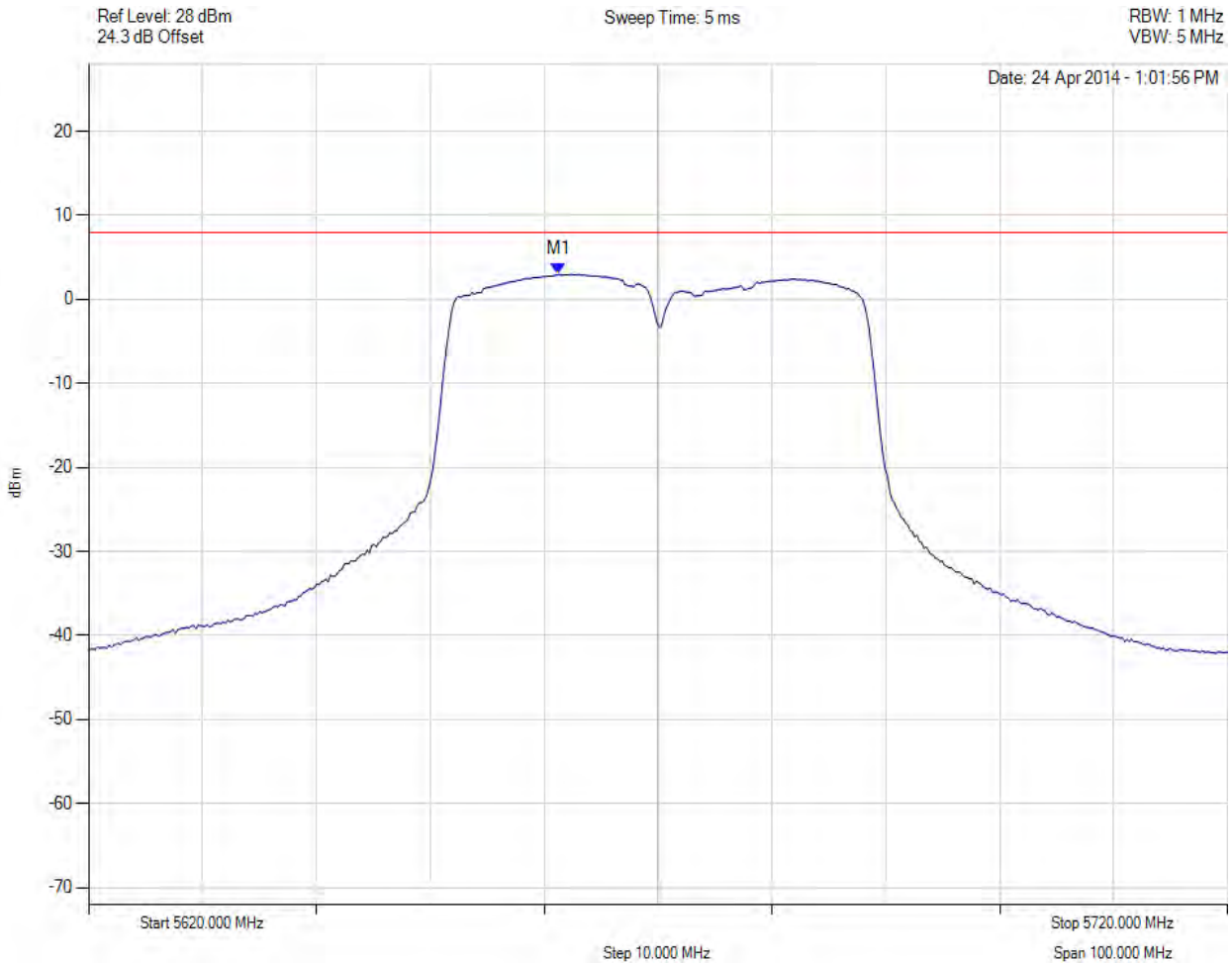


Title: Xirrus Inc. XI-AC1300, XI-AC867 (DFS Bands)
To: FCC 47 CFR Part 15.407 & IC RSS-210
Serial #: XIRR04-U8 Rev A
Issue Date: 22nd September 2014
Page: 473 of 492

PEAK POWER SPECTRAL DENSITY



Variant: 802.11n HT-40, Channel: 5670.00 MHz, Chain a, Temp: Ambient, Voltage: 55 Vdc



Analyser Setup	Marker:Frequency:Amplitude	Test Results
Detector = RMS Sweep Count = 100 RF Atten (dB) = 20 Trace Mode = VIEW	M1 : 5661.283 MHz : 2.990 dBm	Limit: ≤ 7.990 dBm Margin: -4.91 dB

[Back to Matrix](#)

This test report may be reproduced in full only. The document may only be updated by MiCOM Labs personnel. Any changes will be noted in the Document History section of the report.

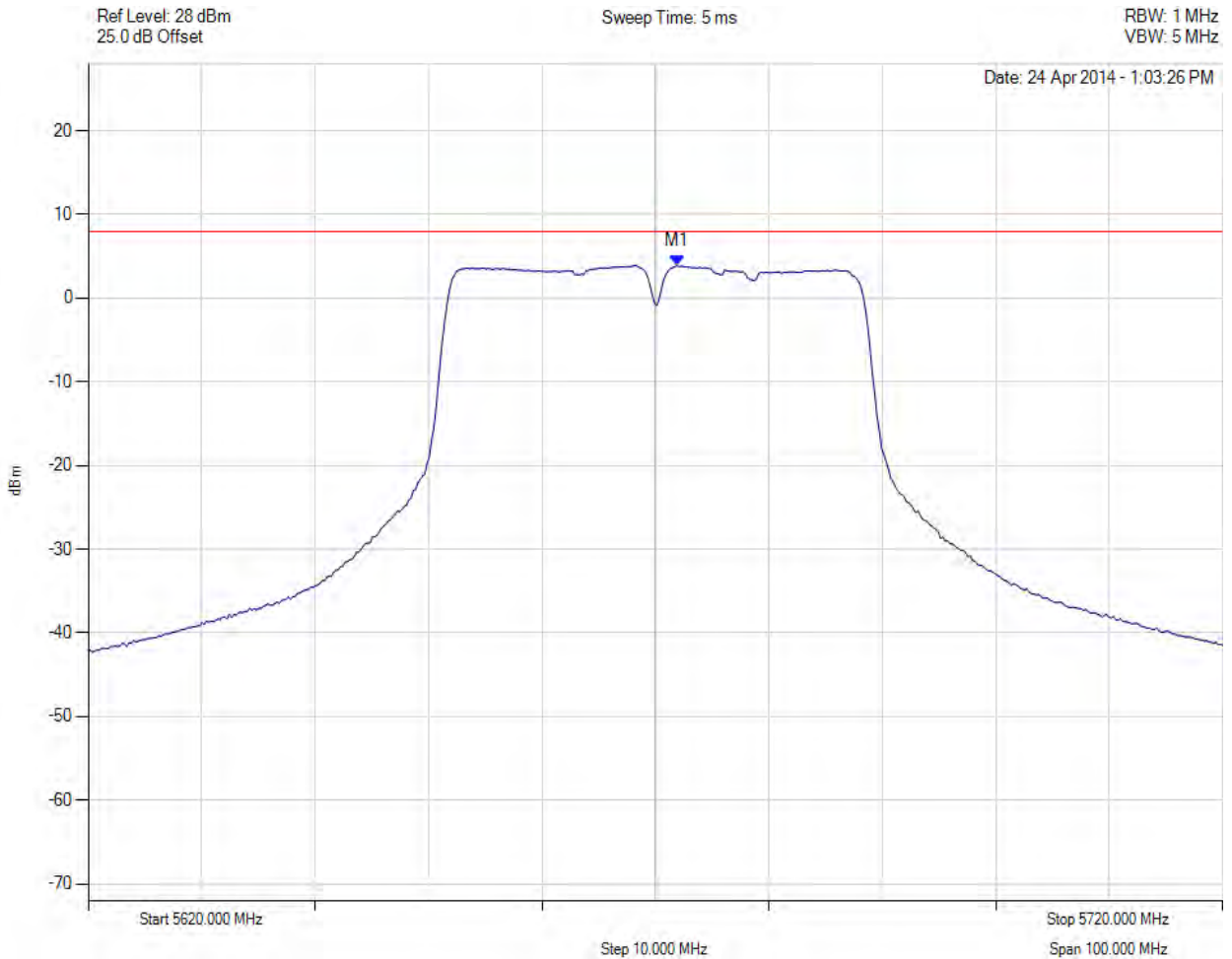


Title: Xirrus Inc. XI-AC1300, XI-AC867 (DFS Bands)
To: FCC 47 CFR Part 15.407 & IC RSS-210
Serial #: XIRR04-U8 Rev A
Issue Date: 22nd September 2014
Page: 474 of 492

PEAK POWER SPECTRAL DENSITY



Variant: 802.11n HT-40, Channel: 5670.00 MHz, Chain b, Temp: Ambient, Voltage: 55 Vdc



Analyser Setup	Marker:Frequency:Amplitude	Test Results
Detector = RMS Sweep Count = 100 RF Atten (dB) = 20 Trace Mode = VIEW	M1 : 5671.904 MHz : 3.910 dBm	Limit: ≤ 7.990 dBm Margin: -3.99 dB

[Back to Matrix](#)

This test report may be reproduced in full only. The document may only be updated by MiCOM Labs personnel. Any changes will be noted in the Document History section of the report.

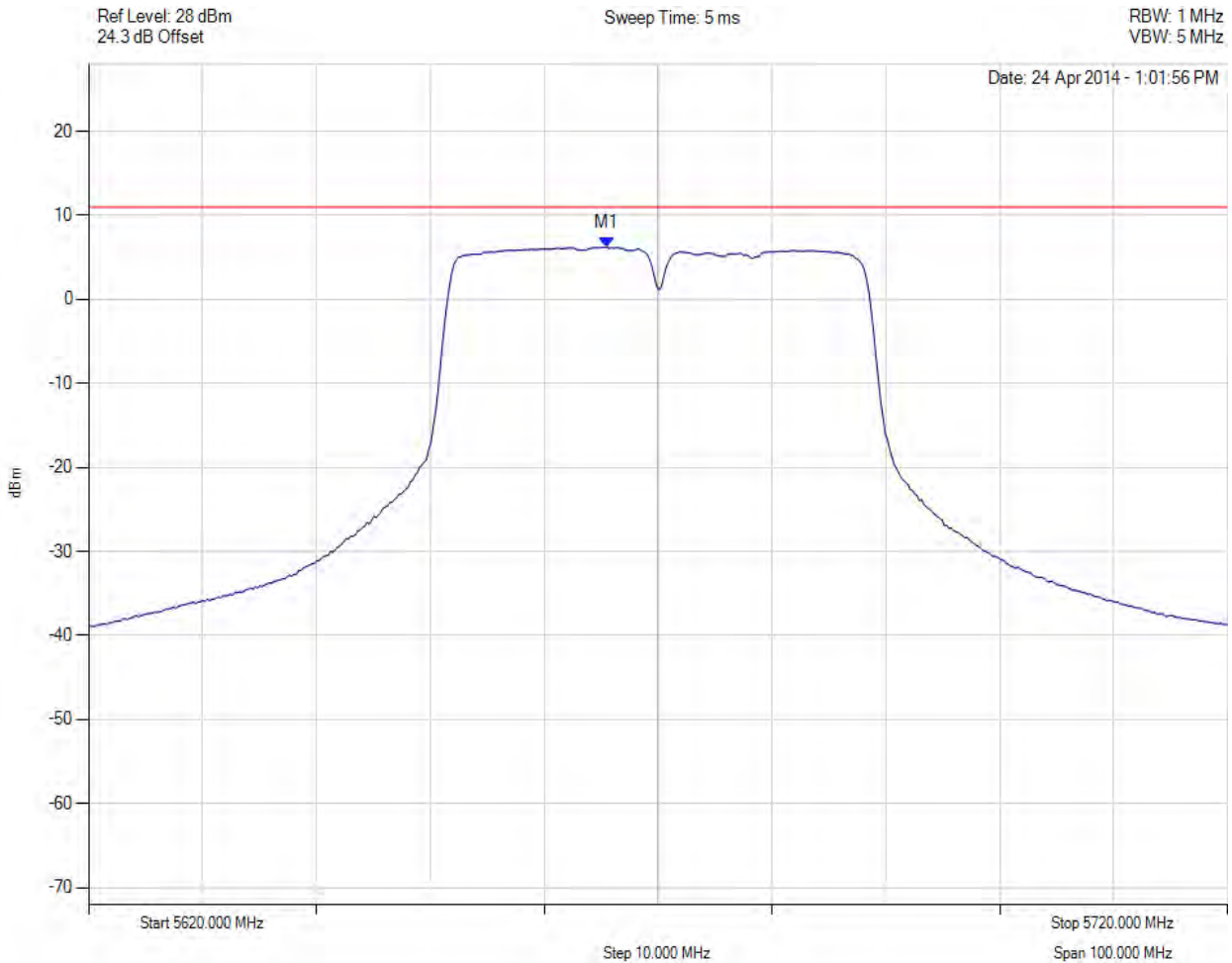


Title: Xirrus Inc. XI-AC1300, XI-AC867 (DFS Bands)
To: FCC 47 CFR Part 15.407 & IC RSS-210
Serial #: XIRR04-U8 Rev A
Issue Date: 22nd September 2014
Page: 475 of 492

PEAK POWER SPECTRAL DENSITY



Variant: 802.11n HT-40, Channel: 5670.00 MHz, SUM, Temp: Ambient, Voltage: 55 Vdc



Analyser Setup	Marker:Frequency:Amplitude	Test Results
Detector = RMS Sweep Count = 100 RF Atten (dB) = 20 Trace Mode = VIEW	M1 : 5665.491 MHz : 6.212 dBm	Limit: ≤ 11.0 dBm Margin: -4.8 dB

[Back to Matrix](#)

This test report may be reproduced in full only. The document may only be updated by MiCOM Labs personnel. Any changes will be noted in the Document History section of the report.



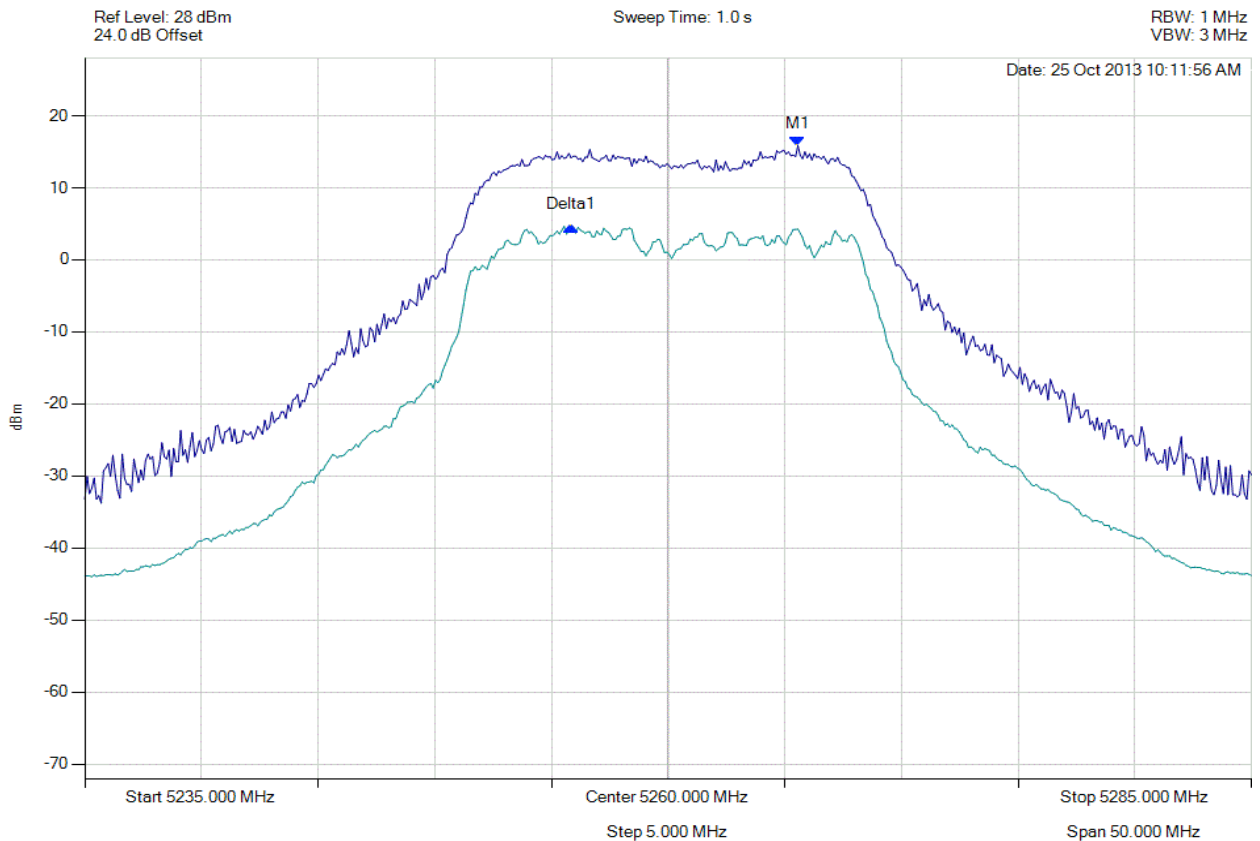
Title: Xirrus Inc. XI-AC1300, XI-AC867 (DFS Bands)
To: FCC 47 CFR Part 15.407 & IC RSS-210
Serial #: XIRR04-U8 Rev A
Issue Date: 22nd September 2014
Page: 476 of 492

A.1.3. Peak Excursion Ratio



PEAK EXCURSION RATIO

Variant: 802.11a, Channel: 5260.00 MHz, Chain a, Temp: Ambient, Voltage: 56 Vdc



Analyser Setup	Marker : Frequency : Amplitude	Test Results
Sweep Count = 0 RF Atten (dB) = 20 TRACE 1: Detector = MAX PEAK Trace Mode = VIEW TRACE 2: Detector = RMS Trace Mode = VIEW	M1 : 5265.561 MHz : 15.829 dBm Delta1 : -9719439 Hz : -11.148 dB	Measured Excursion Ratio: 11.15 dB Limit: 13.0 dB Margin: -1.85 dB

[Back to the Matrix](#)

This test report may be reproduced in full only. The document may only be updated by MiCOM Labs personnel. Any changes will be noted in the Document History section of the report.

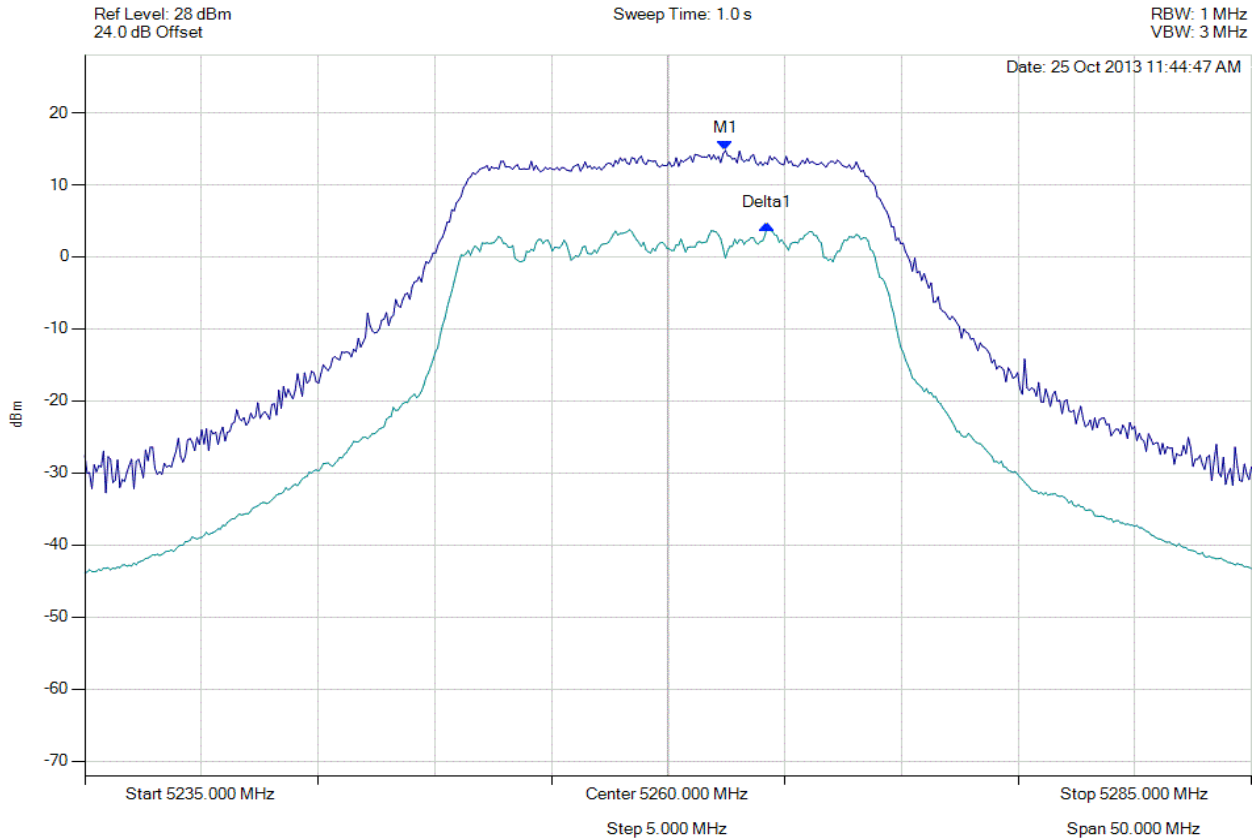


Title: Xirrus Inc. XI-AC1300, XI-AC867 (DFS Bands)
To: FCC 47 CFR Part 15.407 & IC RSS-210
Serial #: XIRR04-U8 Rev A
Issue Date: 22nd September 2014
Page: 477 of 492



PEAK EXCURSION RATIO

Variant: 802.11n HT-20, Channel: 5260.00 MHz, Chain a, Temp: Ambient, Voltage: 56 Vdc



Analyser Setup	Marker : Frequency : Amplitude	Test Results
Sweep Count = 0 RF Atten (dB) = 20 TRACE 1: Detector = MAX PEAK Trace Mode = VIEW TRACE 2: Detector = RMS Trace Mode = VIEW	M1 : 5262.455 MHz : 14.767 dBm Delta1 : 1.804 MHz : -10.288 dB	Measured Excursion Ratio: 10.29 dB Limit: 13.0 dB Margin: -2.71 dB

[Back to the Matrix](#)

This test report may be reproduced in full only. The document may only be updated by MiCOM Labs personnel. Any changes will be noted in the Document History section of the report.

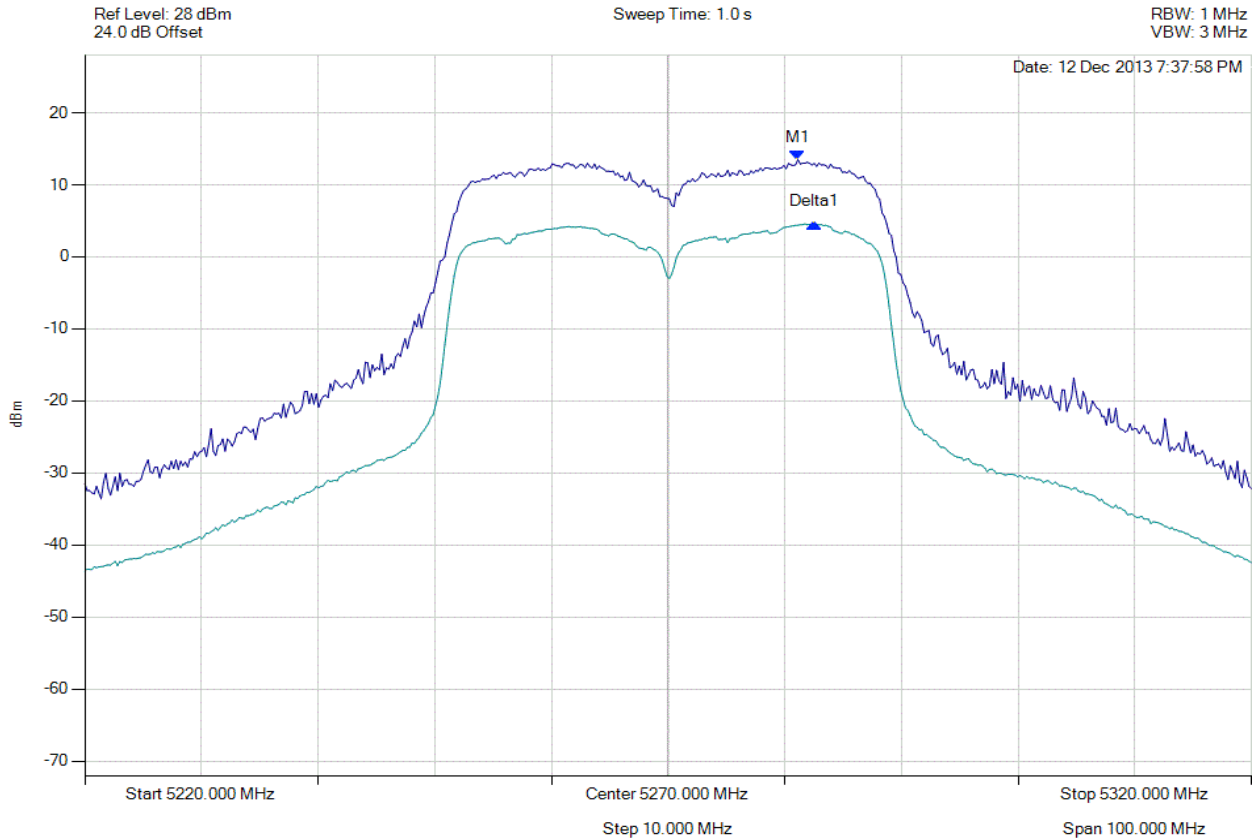


Title: Xirrus Inc. XI-AC1300, XI-AC867 (DFS Bands)
To: FCC 47 CFR Part 15.407 & IC RSS-210
Serial #: XIRR04-U8 Rev A
Issue Date: 22nd September 2014
Page: 478 of 492



PEAK EXCURSION RATIO

Variant: 802.11n HT-40, Channel: 5270.00 MHz, Chain a, Temp: Ambient, Voltage: 56 Vdc



Analyser Setup	Marker : Frequency : Amplitude	Test Results
Sweep Count = 0 RF Atten (dB) = 20 TRACE 1: Detector = MAX PEAK Trace Mode = VIEW TRACE 2: Detector = RMS Trace Mode = VIEW	M1 : 5281.122 MHz : 13.488 dBm Delta1 : 1.403 MHz : -8.913 dB	Measured Excursion Ratio: 8.91 dB Limit: 13.0 dB Margin: -4.09 dB

[Back to the Matrix](#)

This test report may be reproduced in full only. The document may only be updated by MiCOM Labs personnel. Any changes will be noted in the Document History section of the report.

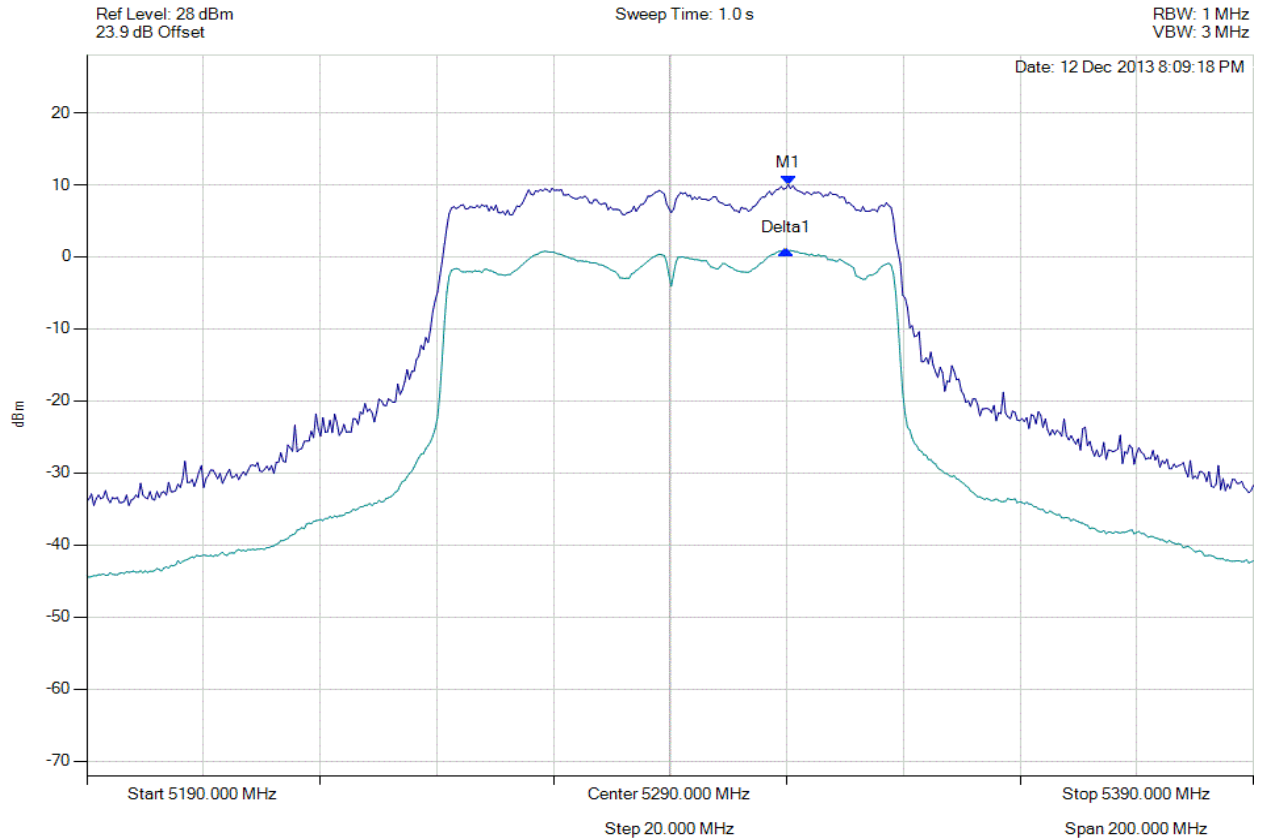


Title: Xirrus Inc. XI-AC1300, XI-AC867 (DFS Bands)
To: FCC 47 CFR Part 15.407 & IC RSS-210
Serial #: XIRR04-U8 Rev A
Issue Date: 22nd September 2014
Page: 479 of 492



PEAK EXCURSION RATIO

Variant: 802.11ac-80, Channel: 5290.00 MHz, Chain a, Temp: Ambient, Voltage: 56 Vdc



Analyser Setup	Marker : Frequency : Amplitude	Test Results
Sweep Count = 0 RF Atten (dB) = 20 TRACE 1: Detector = MAX PEAK Trace Mode = VIEW TRACE 2: Detector = RMS Trace Mode = VIEW	M1 : 5310.240 MHz : 10.022 dBm Delta1 : -400802 Hz : -9.032 dB	Measured Excursion Ratio: 9.03 dB Limit: 13.0 dB Margin: -3.97 dB

[Back to the Matrix](#)

This test report may be reproduced in full only. The document may only be updated by MiCOM Labs personnel. Any changes will be noted in the Document History section of the report.

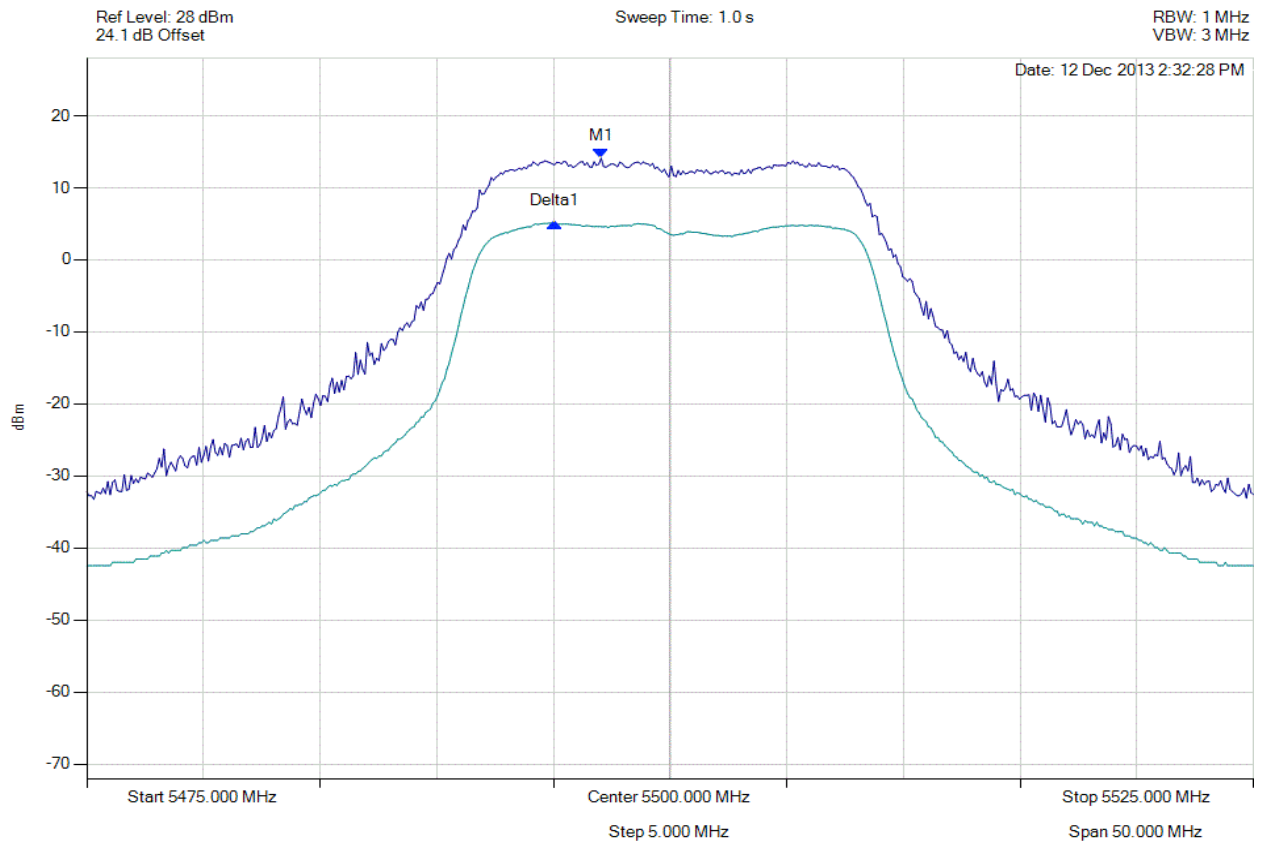


Title: Xirrus Inc. XI-AC1300, XI-AC867 (DFS Bands)
To: FCC 47 CFR Part 15.407 & IC RSS-210
Serial #: XIRR04-U8 Rev A
Issue Date: 22nd September 2014
Page: 480 of 492



PEAK EXCURSION RATIO

Variant: 802.11a, Channel: 5500.00 MHz, Chain a, Temp: Ambient, Voltage: 56 Vdc



Analyser Setup	Marker : Frequency : Amplitude	Test Results
Sweep Count = 0 RF Atten (dB) = 20 TRACE 1: Detector = MAX PEAK Trace Mode = VIEW TRACE 2: Detector = RMS Trace Mode = CLR/WRITE	M1 : 5497.044 MHz : 14.098 dBm Delta1 : -2004008 Hz : -8.920 dB	Measured Excursion Ratio: 8.92 dB Limit: 13.0 dB Margin: -4.08 dB

[Back to the Matrix](#)

This test report may be reproduced in full only. The document may only be updated by MiCOM Labs personnel. Any changes will be noted in the Document History section of the report.

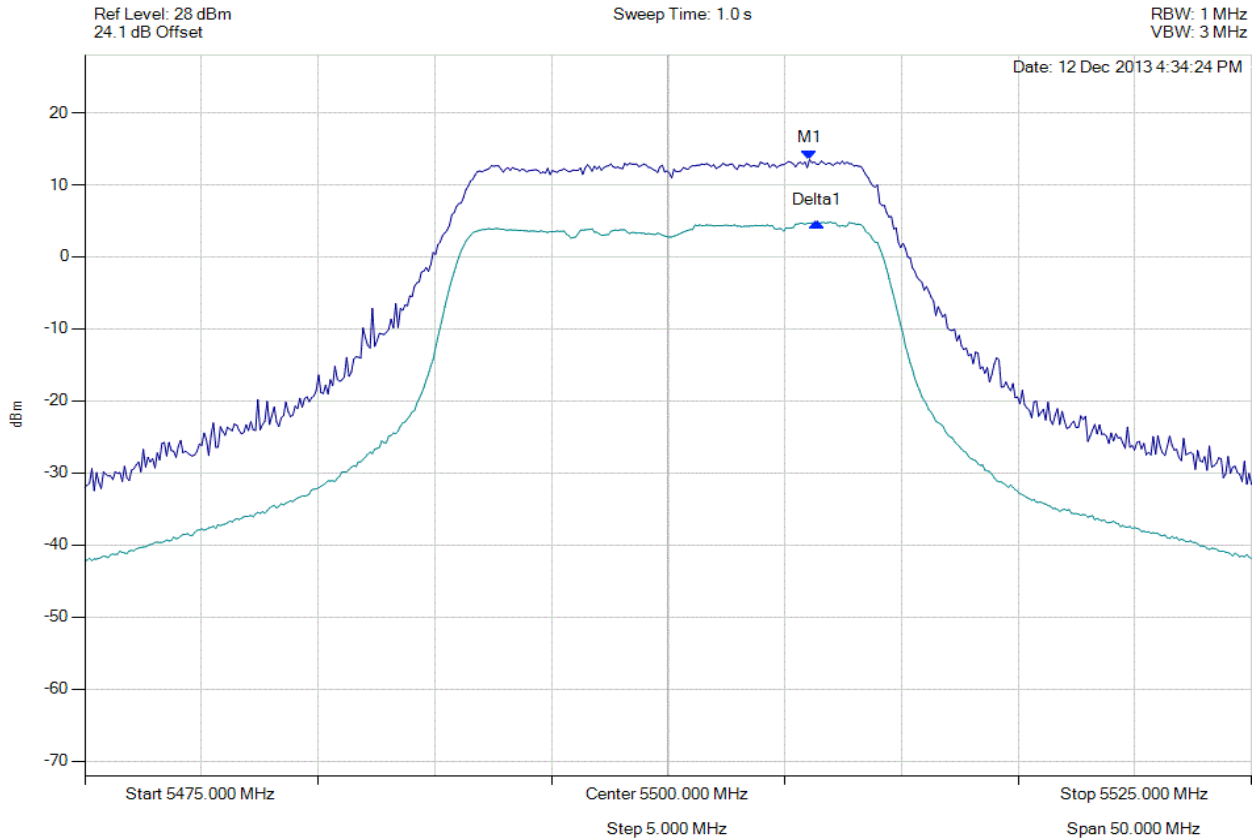


Title: Xirrus Inc. XI-AC1300, XI-AC867 (DFS Bands)
To: FCC 47 CFR Part 15.407 & IC RSS-210
Serial #: XIRR04-U8 Rev A
Issue Date: 22nd September 2014
Page: 481 of 492



PEAK EXCURSION RATIO

Variant: 802.11n HT-20, Channel: 5500.00 MHz, Chain a, Temp: Ambient, Voltage: 56 Vdc



Analyser Setup	Marker : Frequency : Amplitude	Test Results
Sweep Count = 0 RF Atten (dB) = 20 TRACE 1: Detector = MAX PEAK Trace Mode = VIEW TRACE 2: Detector = RMS Trace Mode = VIEW	M1 : 5506.062 MHz : 13.486 dBm Delta1 : 301 KHz : -8.630 dB	Measured Excursion Ratio: 8.63 dB Limit: 13.0 dB Margin: -4.37 dB

[Back to the Matrix](#)

This test report may be reproduced in full only. The document may only be updated by MiCOM Labs personnel. Any changes will be noted in the Document History section of the report.

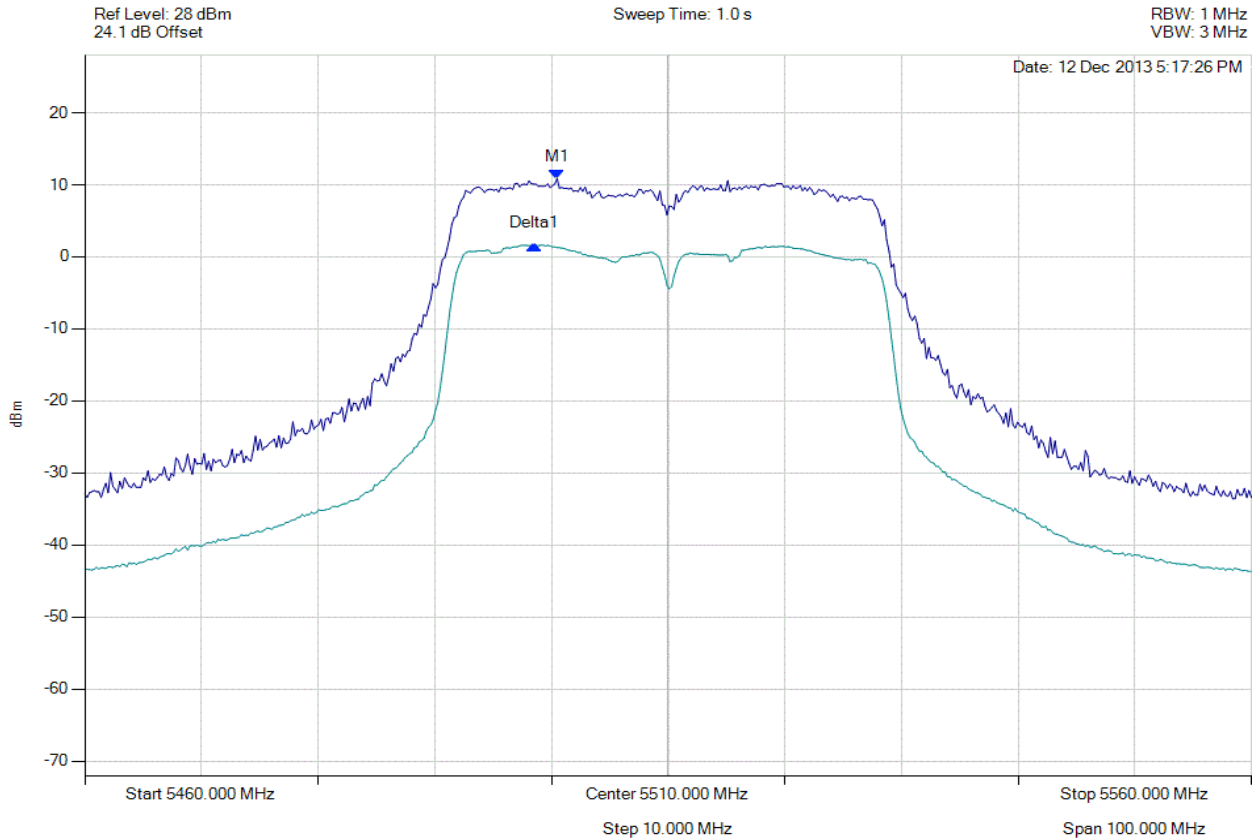


Title: Xirrus Inc. XI-AC1300, XI-AC867 (DFS Bands)
To: FCC 47 CFR Part 15.407 & IC RSS-210
Serial #: XIRR04-U8 Rev A
Issue Date: 22nd September 2014
Page: 482 of 492



PEAK EXCURSION RATIO

Variant: 802.11n HT-40, Channel: 5510.00 MHz, Chain a, Temp: Ambient, Voltage: 56 Vdc



Analyser Setup	Marker : Frequency : Amplitude	Test Results
Sweep Count = 0 RF Atten (dB) = 20 TRACE 1: Detector = MAX PEAK Trace Mode = VIEW TRACE 2: Detector = RMS Trace Mode = VIEW	M1 : 5500.481 MHz : 10.862 dBm Delta1 : -2004008 Hz : -9.193 dB	Measured Excursion Ratio: 9.19 dB Limit: 13.0 dB Margin: -3.81 dB

[Back to the Matrix](#)

This test report may be reproduced in full only. The document may only be updated by MiCOM Labs personnel. Any changes will be noted in the Document History section of the report.

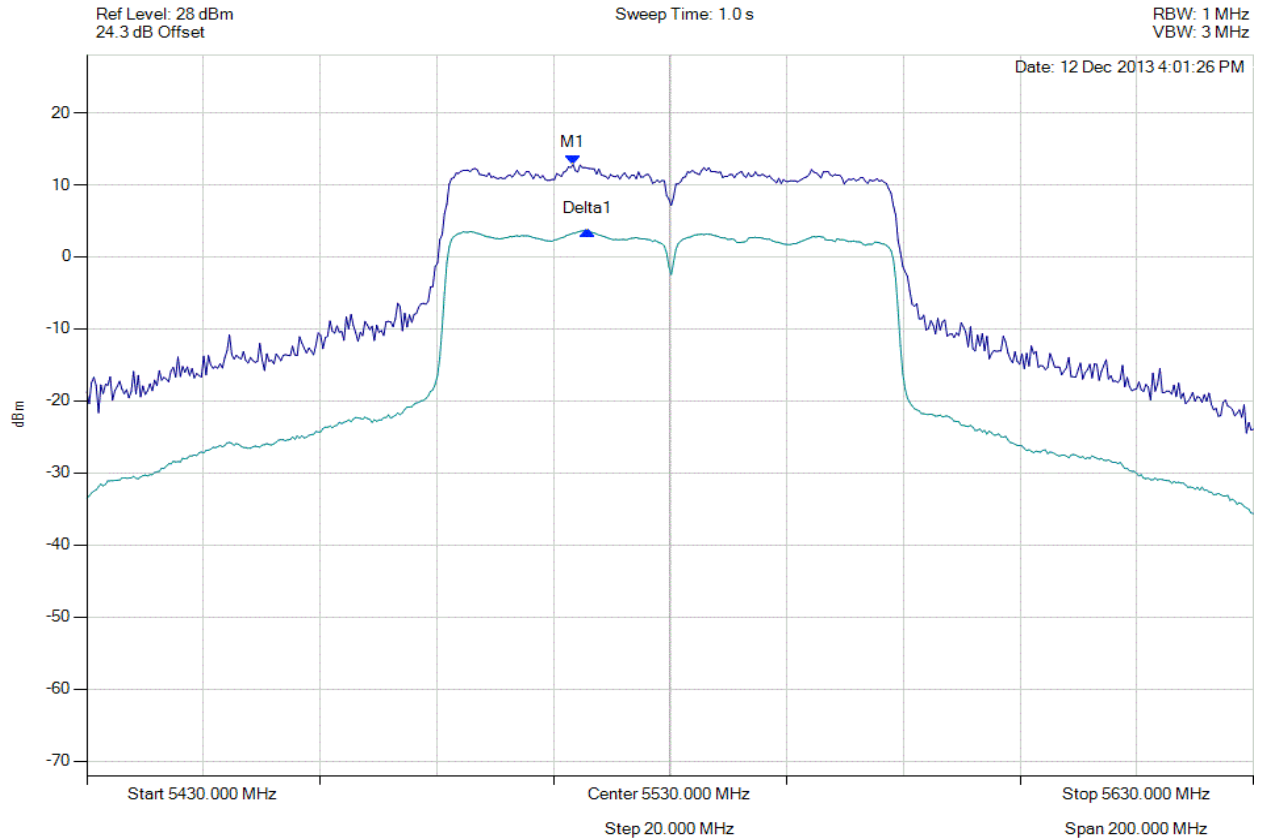


Title: Xirrus Inc. XI-AC1300, XI-AC867 (DFS Bands)
To: FCC 47 CFR Part 15.407 & IC RSS-210
Serial #: XIRR04-U8 Rev A
Issue Date: 22nd September 2014
Page: 483 of 492



PEAK EXCURSION RATIO

Variant: 802.11ac-80, Channel: 5530.00 MHz, Chain a, Temp: Ambient, Voltage: 56 Vdc



Analyser Setup	Marker : Frequency : Amplitude	Test Results
Sweep Count = 0 RF Atten (dB) = 20 TRACE 1: Detector = MAX PEAK Trace Mode = VIEW TRACE 2: Detector = RMS Trace Mode = VIEW	M1 : 5513.367 MHz : 12.809 dBm Delta1 : 2.405 MHz : -9.151 dB	Measured Excursion Ratio: 9.15 dB Limit: 13.0 dB Margin: -3.85 dB

[Back to the Matrix](#)

This test report may be reproduced in full only. The document may only be updated by MiCOM Labs personnel. Any changes will be noted in the Document History section of the report.

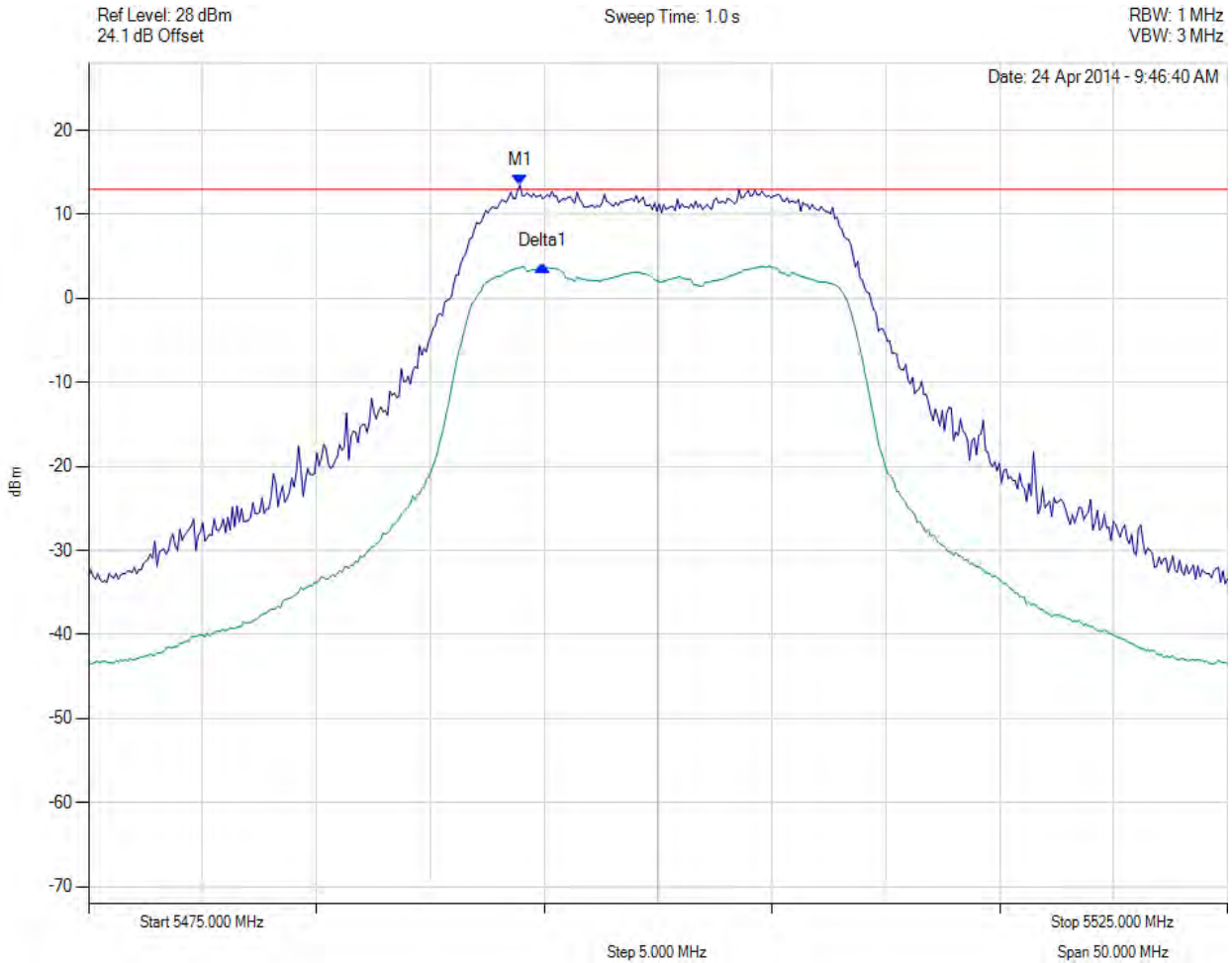


Title: Xirrus Inc. XI-AC1300, XI-AC867 (DFS Bands)
To: FCC 47 CFR Part 15.407 & IC RSS-210
Serial #: XIRR04-U8 Rev A
Issue Date: 22nd September 2014
Page: 484 of 492

PEAK EXCURSION RATIO



Variant: 802.11a, Channel: 5500.00 MHz, Chain a, Temp: Ambient, Voltage: 55 Vdc



Analyser Setup	Marker:Frequency:Amplitude	Test Results
Sweep Count = 0 RF Atten (dB) = 20 TRACE 1: Detector = MAX PEAK Trace Mode = VIEW TRACE 2: Detector = RMS Trace Mode = VIEW	M1 : 5493.938 MHz : 13.465 dBm Delta1 : 1.002 MHz : -9.564 dB	Measured Excursion Ratio: 9.56 dB Limit: 13.0 dB Margin: -3.44 dB

[Back to Matrix](#)

This test report may be reproduced in full only. The document may only be updated by MiCOM Labs personnel. Any changes will be noted in the Document History section of the report.

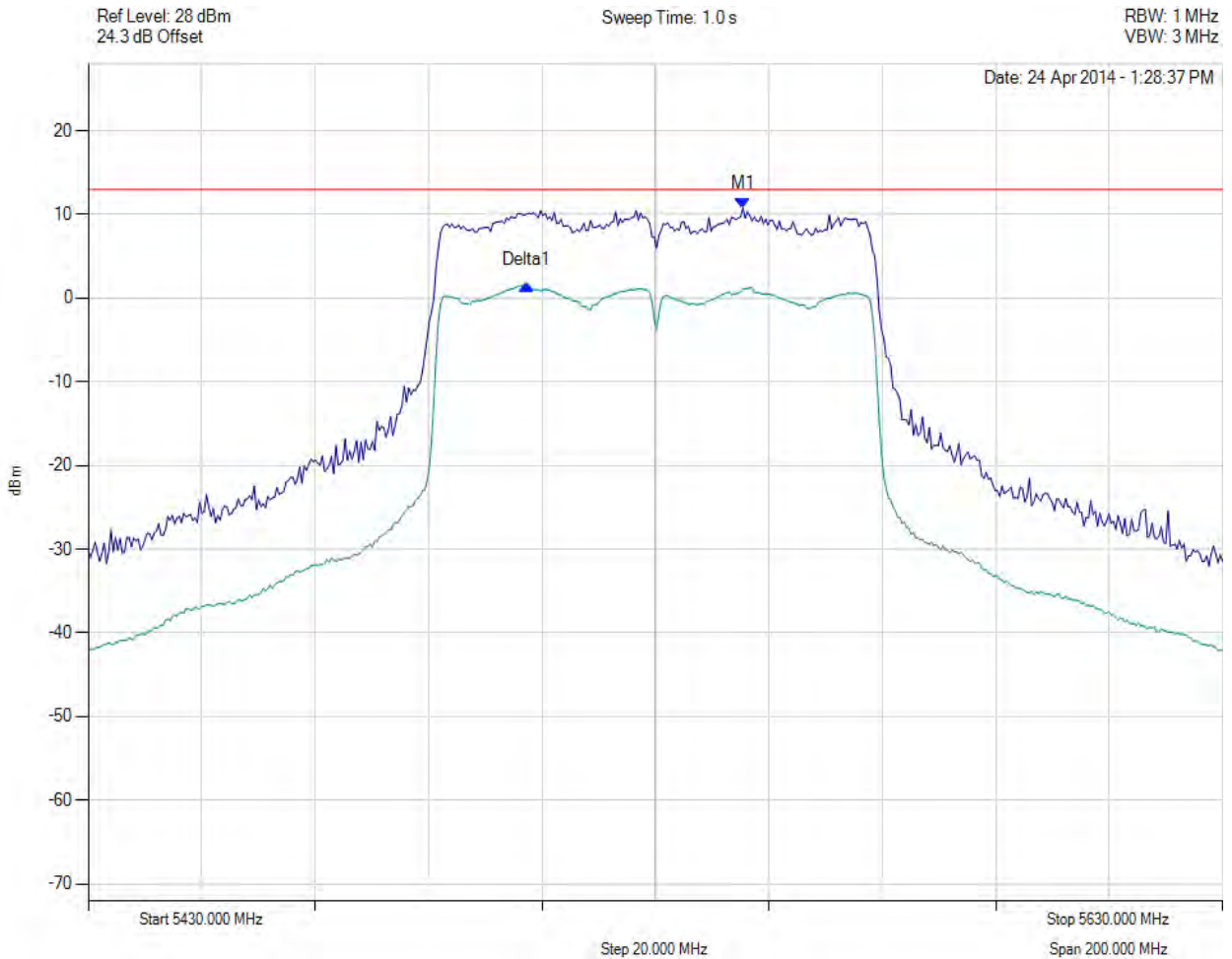


Title: Xirrus Inc. XI-AC1300, XI-AC867 (DFS Bands)
To: FCC 47 CFR Part 15.407 & IC RSS-210
Serial #: XIRR04-U8 Rev A
Issue Date: 22nd September 2014
Page: 485 of 492

PEAK EXCURSION RATIO



Variant: 802.11ac-80, Channel: 5530.00 MHz, Chain a, Temp: Ambient, Voltage: 55 Vdc



Analyser Setup	Marker:Frequency:Amplitude	Test Results
Sweep Count = 0 RF Atten (dB) = 20 TRACE 1: Detector = MAX PEAK Trace Mode = VIEW TRACE 2: Detector = RMS Trace Mode = VIEW	M1 : 5545.431 MHz : 10.776 dBm Delta1 : -38076152 Hz : -9.167 dB	Measured Excursion Ratio: 9.17 dB Limit: 13.0 dB Margin: -3.83 dB

[Back to Matrix](#)

This test report may be reproduced in full only. The document may only be updated by MiCOM Labs personnel. Any changes will be noted in the Document History section of the report.

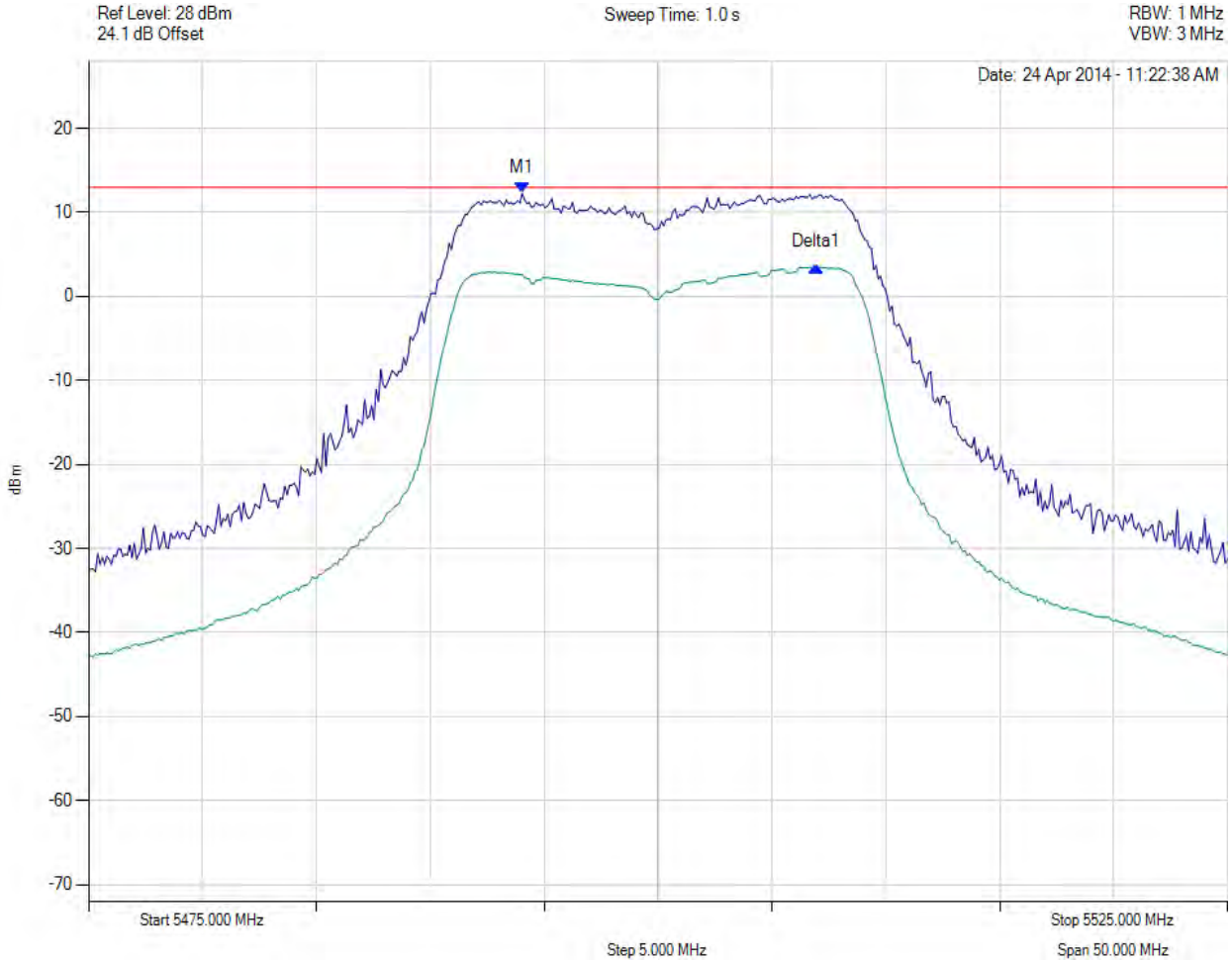


Title: Xirrus Inc. XI-AC1300, XI-AC867 (DFS Bands)
To: FCC 47 CFR Part 15.407 & IC RSS-210
Serial #: XIRR04-U8 Rev A
Issue Date: 22nd September 2014
Page: 486 of 492

PEAK EXCURSION RATIO



Variant: 802.11n HT-20, Channel: 5500.00 MHz, Chain a, Temp: Ambient, Voltage: 55 Vdc



Analyser Setup	Marker:Frequency:Amplitude	Test Results
Sweep Count = 0 RF Atten (dB) = 20 TRACE 1: Detector = MAX PEAK Trace Mode = VIEW TRACE 2: Detector = RMS Trace Mode = VIEW	M1 : 5494.038 MHz : 12.287 dBm Delta1 : 12.926 MHz : -8.785 dB	Measured Excursion Ratio: 8.79 dB Limit: 13.0 dB Margin: -4.21 dB

[Back to Matrix](#)

This test report may be reproduced in full only. The document may only be updated by MiCOM Labs personnel. Any changes will be noted in the Document History section of the report.

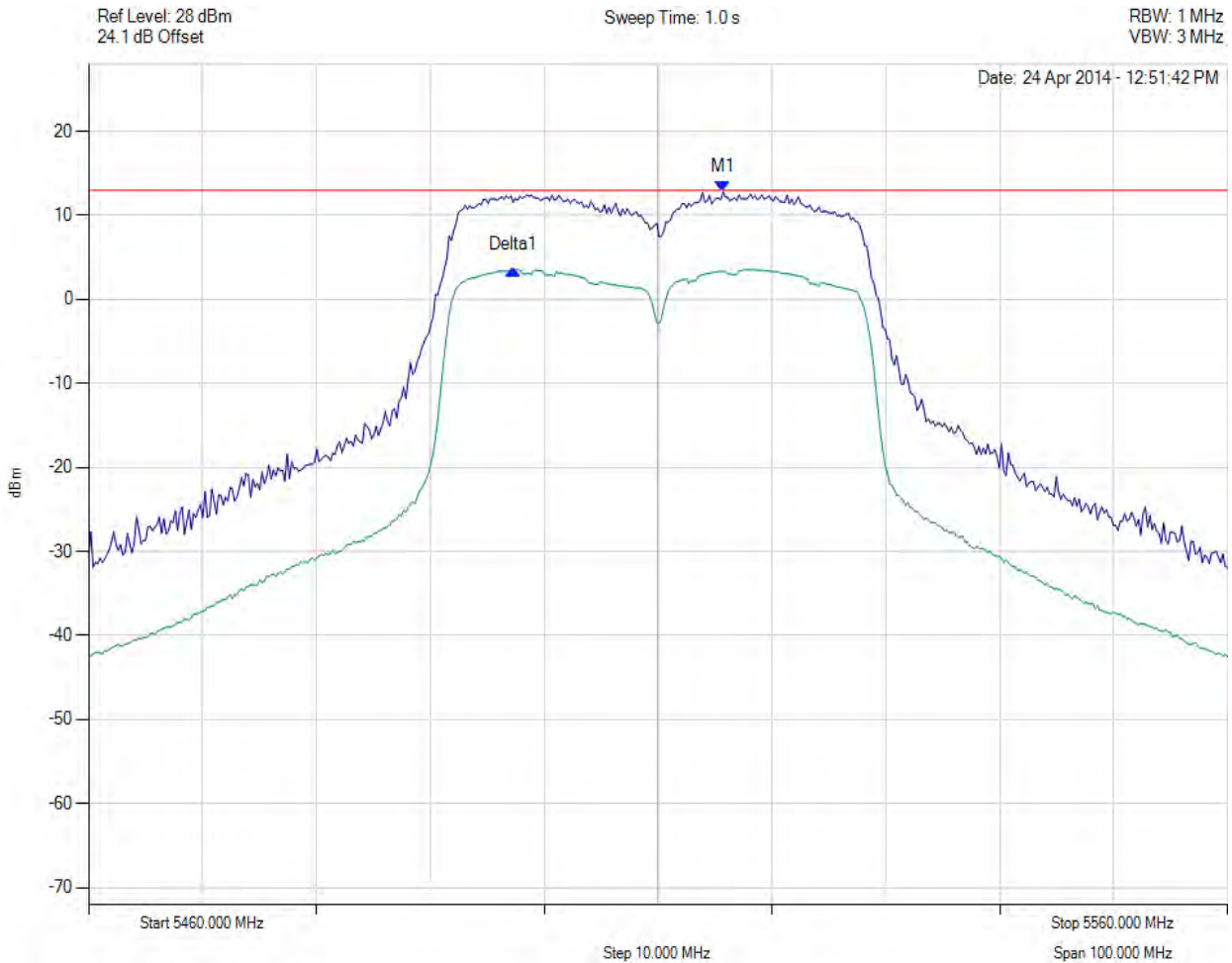


Title: Xirrus Inc. XI-AC1300, XI-AC867 (DFS Bands)
To: FCC 47 CFR Part 15.407 & IC RSS-210
Serial #: XIRR04-U8 Rev A
Issue Date: 22nd September 2014
Page: 487 of 492

PEAK EXCURSION RATIO



Variant: 802.11n HT-40, Channel: 5510.00 MHz, Chain a, Temp: Ambient, Voltage: 55 Vdc



Analyser Setup	Marker:Frequency:Amplitude	Test Results
Sweep Count = 0 RF Atten (dB) = 20 TRACE 1: Detector = MAX PEAK Trace Mode = VIEW TRACE 2: Detector = RMS Trace Mode = VIEW	M1 : 5515.711 MHz : 12.775 dBm Delta1 : -18436874 Hz : -9.189 dB	Measured Excursion Ratio: 9.19 dB Limit: 13.0 dB Margin: -3.81 dB

[Back to Matrix](#)

This test report may be reproduced in full only. The document may only be updated by MiCOM Labs personnel. Any changes will be noted in the Document History section of the report.

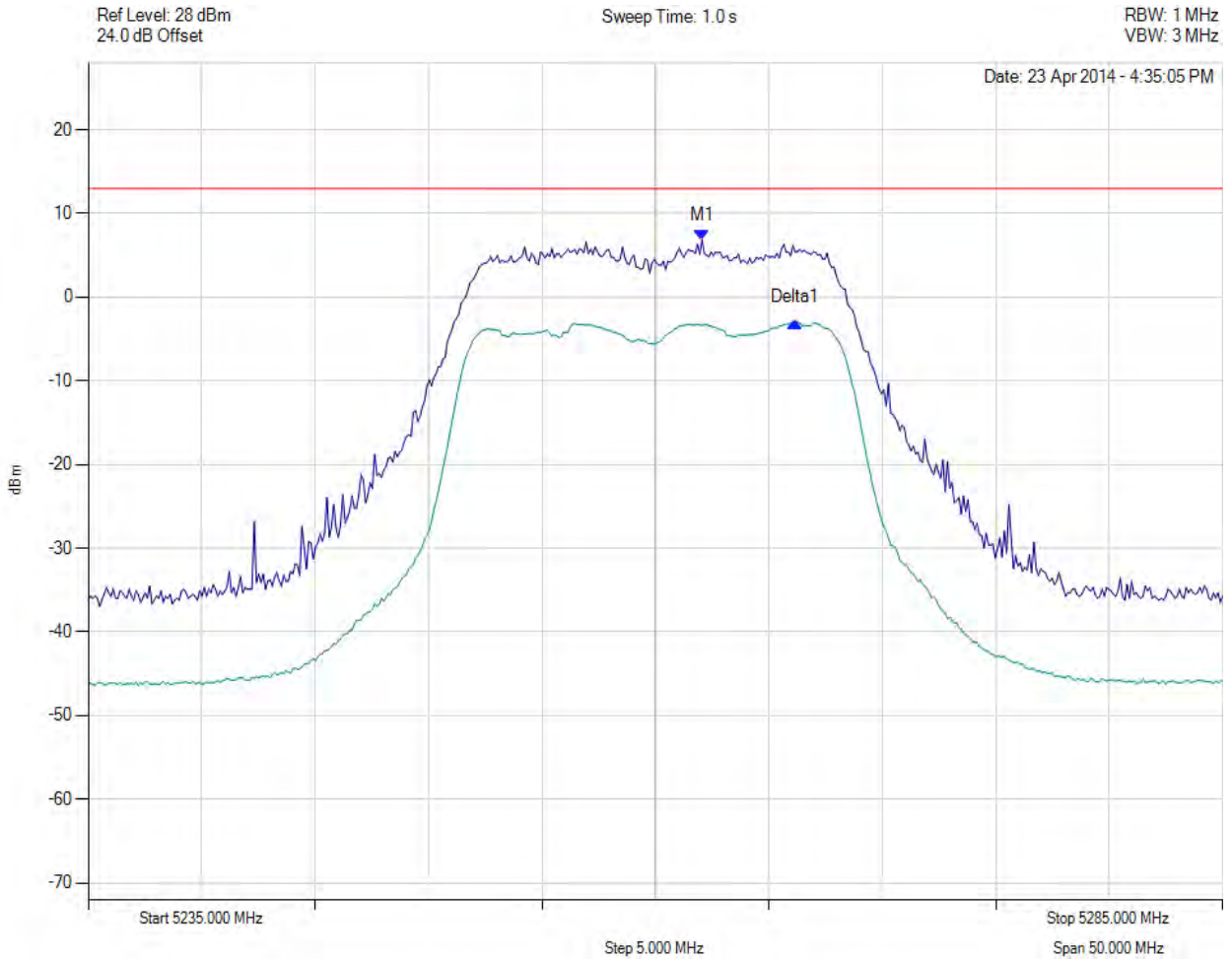


Title: Xirrus Inc. XI-AC1300, XI-AC867 (DFS Bands)
To: FCC 47 CFR Part 15.407 & IC RSS-210
Serial #: XIRR04-U8 Rev A
Issue Date: 22nd September 2014
Page: 488 of 492

PEAK EXCURSION RATIO



Variant: 802.11a, Channel: 5260.00 MHz, Chain a, Temp: Ambient, Voltage: 55 Vdc



Analyser Setup	Marker:Frequency:Amplitude	Test Results
Sweep Count = 0 RF Atten (dB) = 20 TRACE 1: Detector = MAX PEAK Trace Mode = VIEW TRACE 2: Detector = RMS Trace Mode = VIEW	M1 : 5262.054 MHz : 6.815 dBm Delta1 : 4.108 MHz : -9.809 dB	Measured Excursion Ratio: 9.81 dB Limit: 13.0 dB Margin: -3.19 dB

[Back to Matrix](#)

This test report may be reproduced in full only. The document may only be updated by MiCOM Labs personnel. Any changes will be noted in the Document History section of the report.

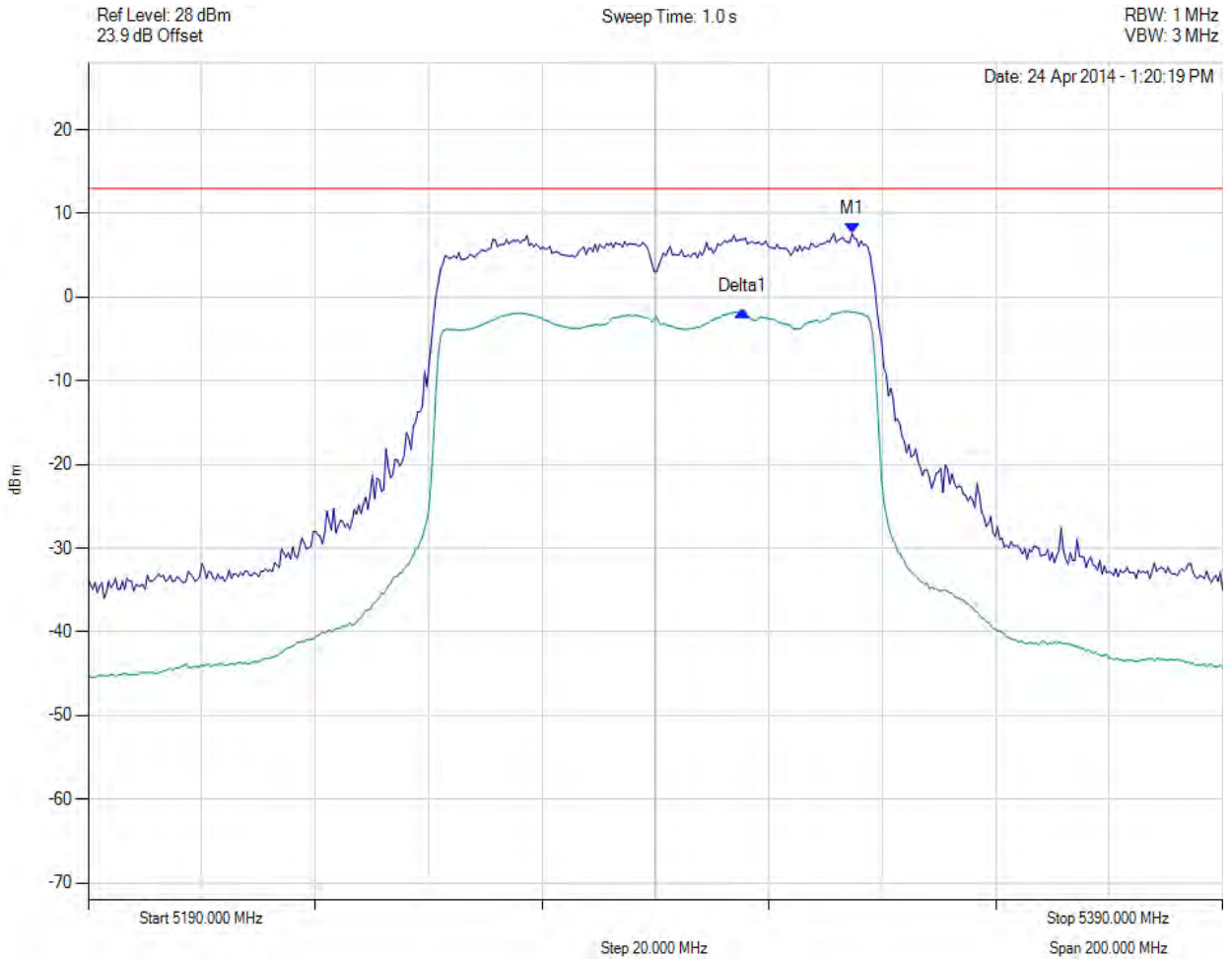


Title: Xirrus Inc. XI-AC1300, XI-AC867 (DFS Bands)
To: FCC 47 CFR Part 15.407 & IC RSS-210
Serial #: XIRR04-U8 Rev A
Issue Date: 22nd September 2014
Page: 489 of 492

PEAK EXCURSION RATIO



Variant: 802.11ac-80, Channel: 5290.00 MHz, Chain a, Temp: Ambient, Voltage: 55 Vdc



Analysers Setup	Marker:Frequency:Amplitude	Test Results
Sweep Count = 0 RF Atten (dB) = 20 TRACE 1: Detector = MAX PEAK Trace Mode = VIEW TRACE 2: Detector = RMS Trace Mode = VIEW	M1 : 5324.669 MHz : 7.620 dBm Delta1 : -19238477 Hz : -9.271 dB	Measured Excursion Ratio: 9.27 dB Limit: 13.0 dB Margin: -3.73 dB

[Back to Matrix](#)

This test report may be reproduced in full only. The document may only be updated by MiCOM Labs personnel. Any changes will be noted in the Document History section of the report.

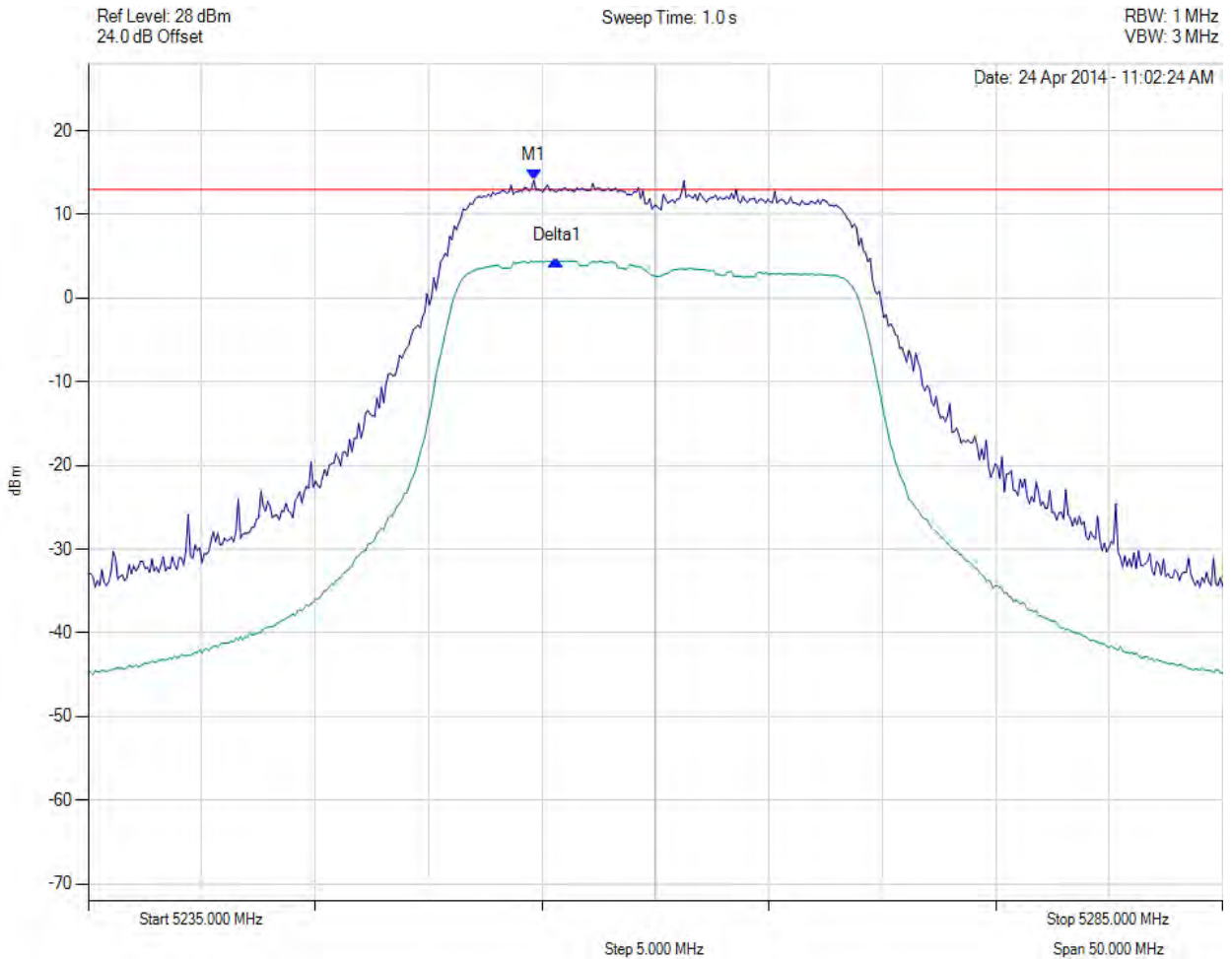


Title: Xirrus Inc. XI-AC1300, XI-AC867 (DFS Bands)
To: FCC 47 CFR Part 15.407 & IC RSS-210
Serial #: XIRR04-U8 Rev A
Issue Date: 22nd September 2014
Page: 490 of 492

PEAK EXCURSION RATIO



Variant: 802.11n HT-20, Channel: 5260.00 MHz, Chain a, Temp: Ambient, Voltage: 55 Vdc



Analyser Setup	Marker:Frequency:Amplitude	Test Results
Sweep Count = 0 RF Atten (dB) = 20 TRACE 1: Detector = MAX PEAK Trace Mode = VIEW TRACE 2: Detector = RMS Trace Mode = VIEW	M1 : 5254.639 MHz : 14.091 dBm Delta1 : 1.002 MHz : -9.584 dB	Measured Excursion Ratio: 9.58 dB Limit: 13.0 dB Margin: -3.42 dB

[Back to Matrix](#)

This test report may be reproduced in full only. The document may only be updated by MiCOM Labs personnel. Any changes will be noted in the Document History section of the report.

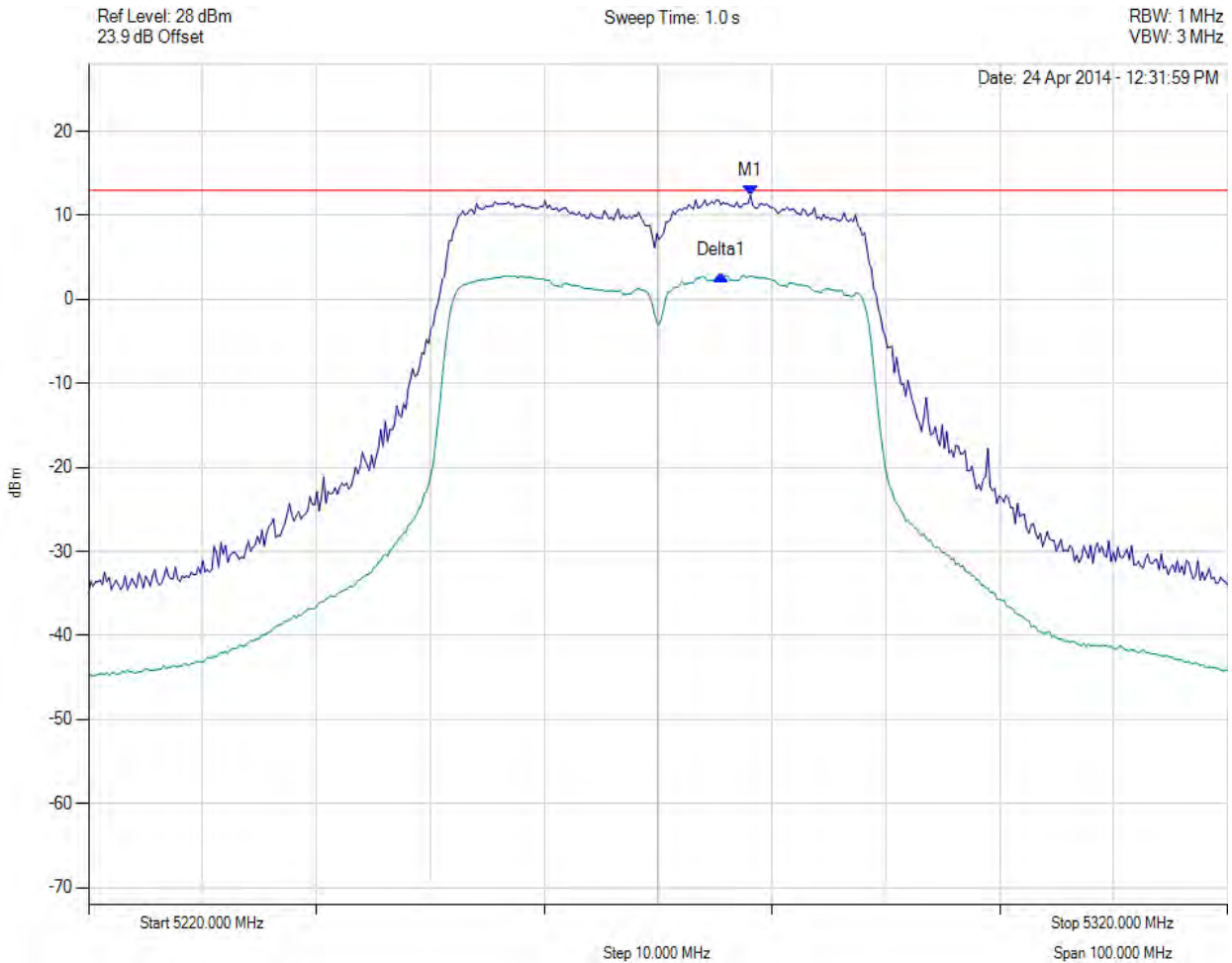


Title: Xirrus Inc. XI-AC1300, XI-AC867 (DFS Bands)
To: FCC 47 CFR Part 15.407 & IC RSS-210
Serial #: XIRR04-U8 Rev A
Issue Date: 22nd September 2014
Page: 491 of 492

PEAK EXCURSION RATIO



Variant: 802.11n HT-40, Channel: 5270.00 MHz, Chain a, Temp: Ambient, Voltage: 55 Vdc



Analyser Setup	Marker:Frequency:Amplitude	Test Results
Sweep Count = 0 RF Atten (dB) = 20 TRACE 1: Detector = MAX PEAK Trace Mode = VIEW TRACE 2: Detector = RMS Trace Mode = VIEW	M1 : 5278.116 MHz : 12.385 dBm Delta1 : -2605210 Hz : -9.495 dB	Measured Excursion Ratio: 9.50 dB Limit: 13.0 dB Margin: -3.50 dB

[Back to Matrix](#)

This test report may be reproduced in full only. The document may only be updated by MiCOM Labs personnel. Any changes will be noted in the Document History section of the report.



575 Boulder Court
Pleasanton, California 94566, USA
Tel: 1.925.462.0304
Fax: 1.925.462.0306
www.micomlabs.com