



Title: Xirrus Inc. XI-AC1300, XI-AC867 (DFS Bands)
To: FCC 47 CFR Part 15.407 & IC RSS-210
Serial #: XIRR04-U8 Rev A
Issue Date: 22nd September 2014
Page: 240 of 492

APPENDIX

A. SUPPORTING INFORMATION

A.1. CONDUCTED TEST PLOTS

This test report may be reproduced in full only. The document may only be updated by MiCOM Labs personnel. Any changes will be noted in the Document History section of the report.

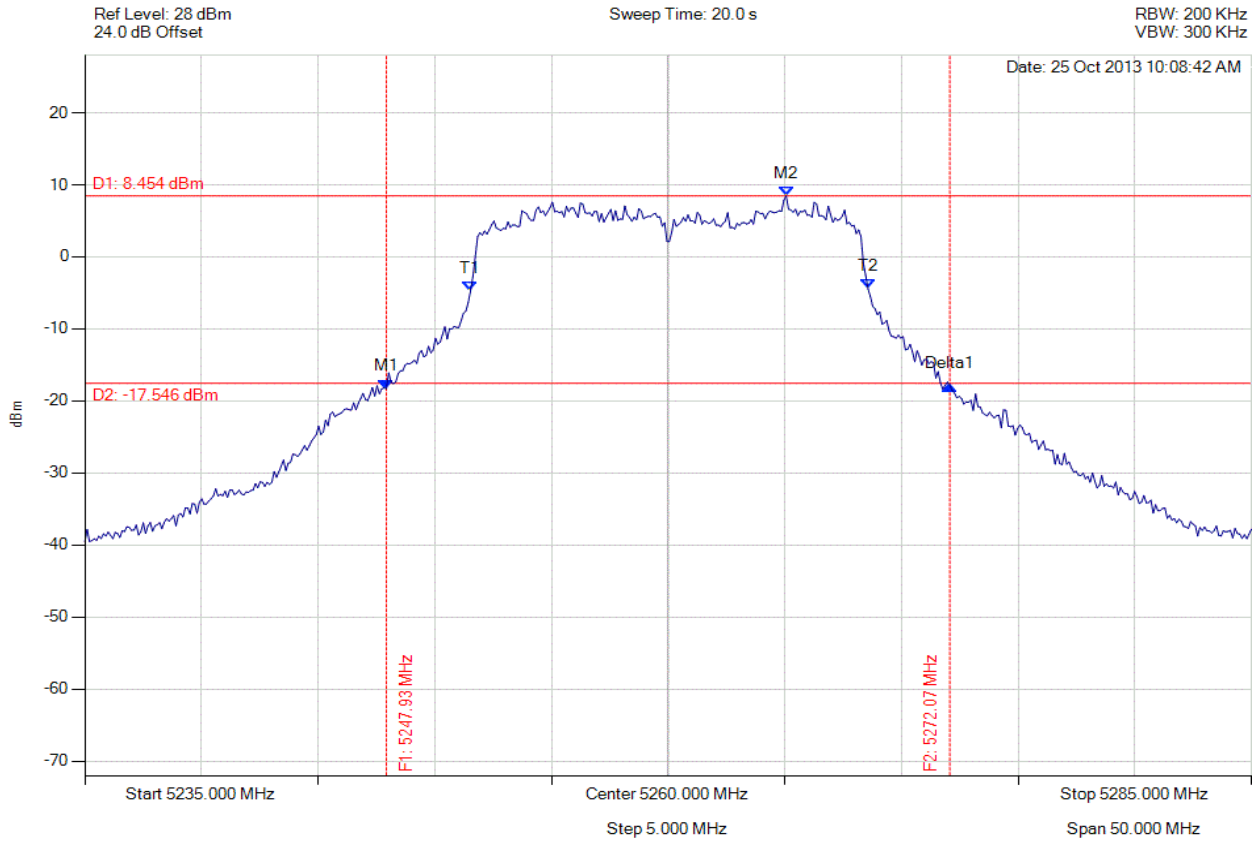


A.1.1. 26 dB & 99% Bandwidth



26 dB & 99% BANDWIDTH

Variant: 802.11a, Channel: 5260.00 MHz, Chain a, Temp: Ambient, Voltage: 56 Vdc



Analyser Setup	Marker : Frequency : Amplitude	Test Results
Detector = MAX PEAK Sweep Count = 0 RF Atten (dB) = 20 Trace Mode = VIEW	M1 : 5247.926 MHz : -18.296 dBm M2 : 5265.060 MHz : 8.454 dBm Delta1 : 24.148 MHz : 0.443 dB T1 : 5251.533 MHz : -4.729 dBm T2 : 5268.567 MHz : -4.428 dBm OBW : 17.034 MHz	Measured 26 dB Bandwidth: 24.148 MHz Measured 99% Bandwidth: 17.034 MHz

[Back to the Matrix](#)

This test report may be reproduced in full only. The document may only be updated by MiCOM Labs personnel. Any changes will be noted in the Document History section of the report.

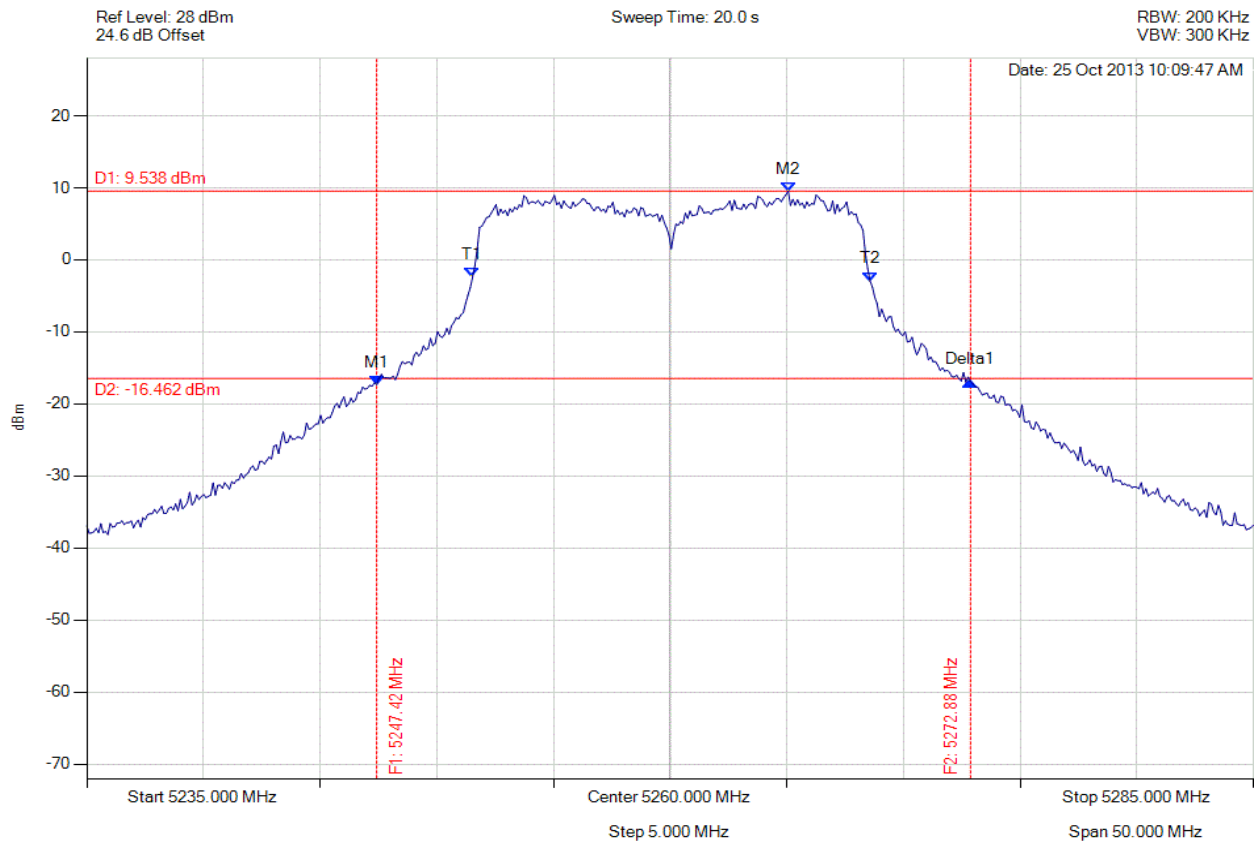


Title: Xirrus Inc. XI-AC1300, XI-AC867 (DFS Bands)
To: FCC 47 CFR Part 15.407 & IC RSS-210
Serial #: XIRR04-U8 Rev A
Issue Date: 22nd September 2014
Page: 242 of 492



26 dB & 99% BANDWIDTH

Variant: 802.11a, Channel: 5260.00 MHz, Chain b, Temp: Ambient, Voltage: 56 Vdc



Analyser Setup	Marker : Frequency : Amplitude	Test Results
Detector = MAX PEAK Sweep Count = 0 RF Atten (dB) = 20 Trace Mode = VIEW	M1 : 5247.425 MHz : -17.316 dBm M2 : 5265.060 MHz : 9.538 dBm Delta1 : 25.451 MHz : 0.443 dB T1 : 5251.533 MHz : -2.425 dBm T2 : 5268.567 MHz : -2.952 dBm OBW : 17.034 MHz	Measured 26 dB Bandwidth: 25.451 MHz Measured 99% Bandwidth: 17.034 MHz

[Back to the Matrix](#)

This test report may be reproduced in full only. The document may only be updated by MiCOM Labs personnel. Any changes will be noted in the Document History section of the report.

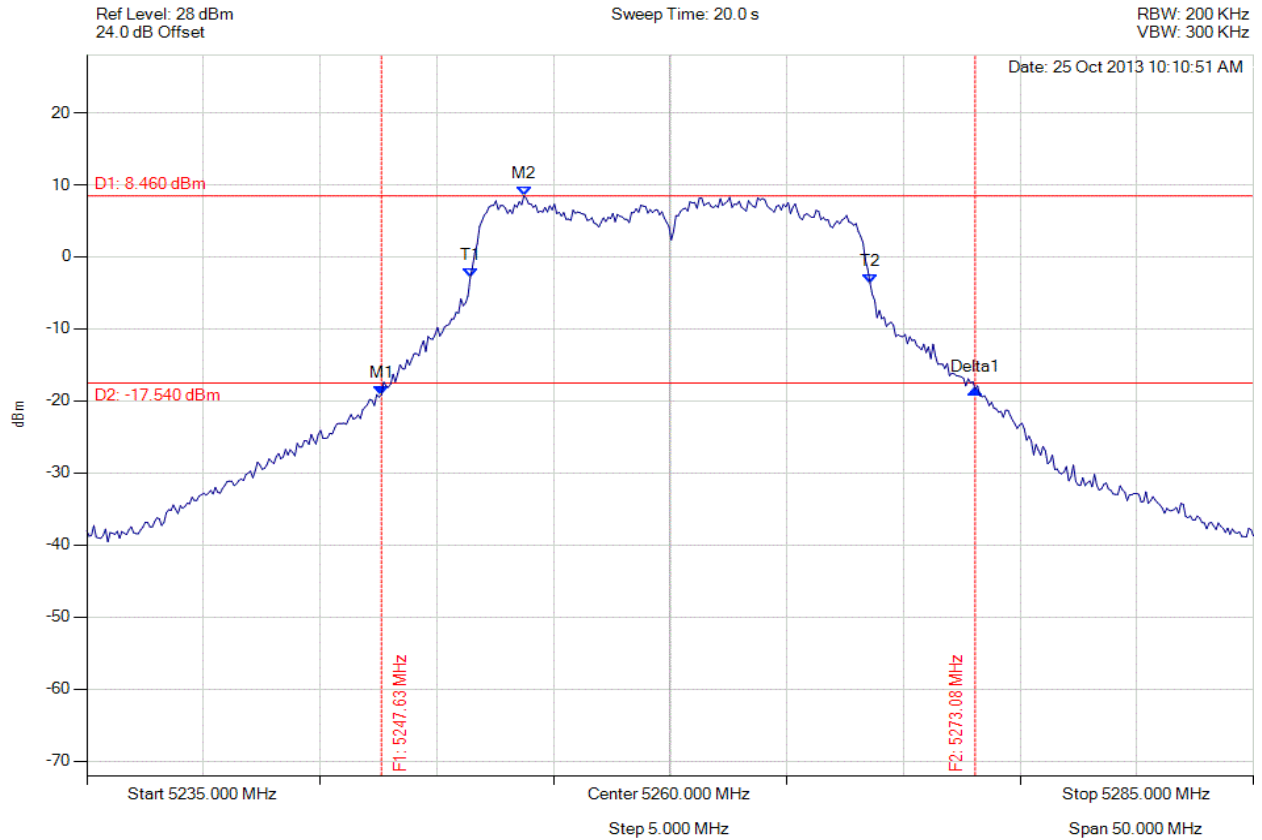


Title: Xirrus Inc. XI-AC1300, XI-AC867 (DFS Bands)
To: FCC 47 CFR Part 15.407 & IC RSS-210
Serial #: XIRR04-U8 Rev A
Issue Date: 22nd September 2014
Page: 243 of 492



26 dB & 99% BANDWIDTH

Variant: 802.11a, Channel: 5260.00 MHz, Chain c, Temp: Ambient, Voltage: 56 Vdc



Analyser Setup	Marker : Frequency : Amplitude	Test Results
Detector = MAX PEAK Sweep Count = 0 RF Atten (dB) = 20 Trace Mode = VIEW	M1 : 5247.625 MHz : -19.177 dBm M2 : 5253.737 MHz : 8.460 dBm Delta1 : 25.451 MHz : 0.801 dB T1 : 5251.433 MHz : -2.886 dBm T2 : 5268.567 MHz : -3.680 dBm OBW : 17.134 MHz	Measured 26 dB Bandwidth: 25.451 MHz Measured 99% Bandwidth: 17.134 MHz

[Back to the Matrix](#)

This test report may be reproduced in full only. The document may only be updated by MiCOM Labs personnel. Any changes will be noted in the Document History section of the report.

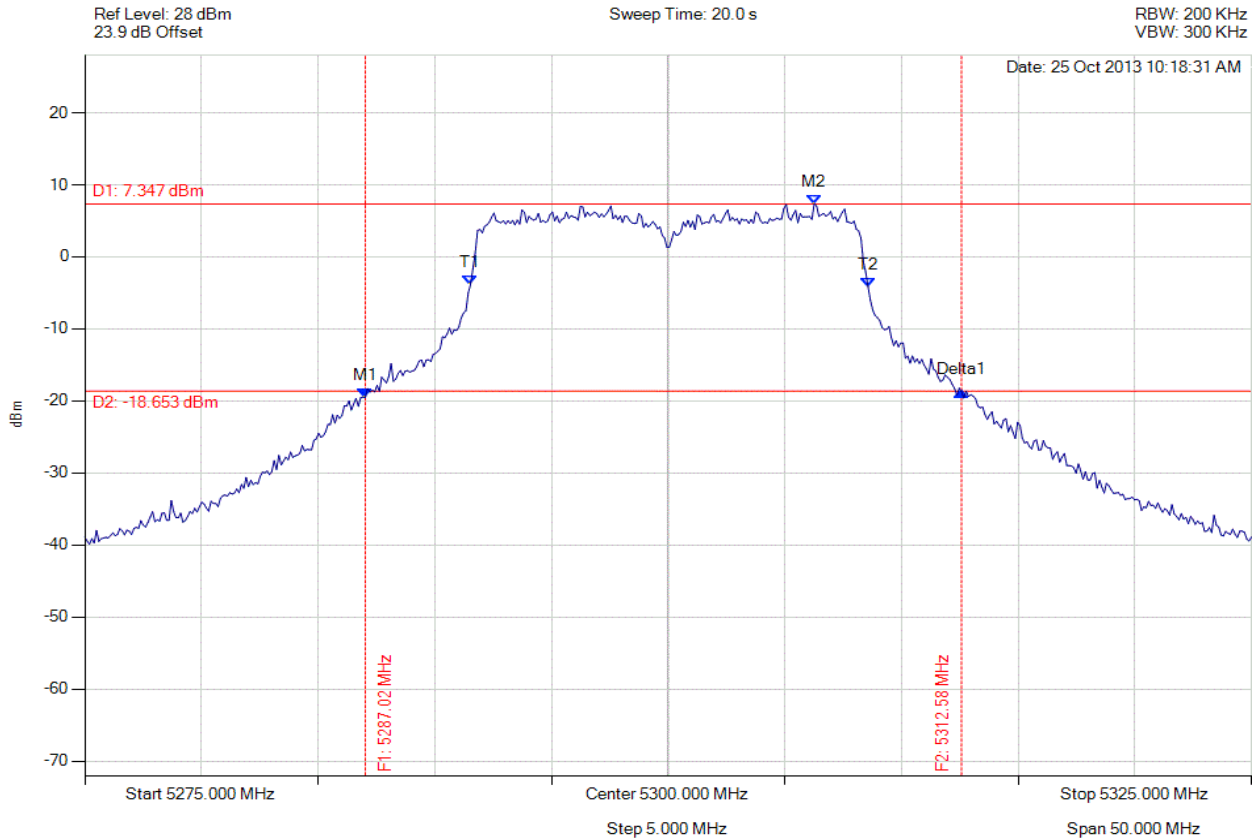


Title: Xirrus Inc. XI-AC1300, XI-AC867 (DFS Bands)
To: FCC 47 CFR Part 15.407 & IC RSS-210
Serial #: XIRR04-U8 Rev A
Issue Date: 22nd September 2014
Page: 244 of 492



26 dB & 99% BANDWIDTH

Variant: 802.11a, Channel: 5300.00 MHz, Chain a, Temp: Ambient, Voltage: 56 Vdc



Analyser Setup	Marker : Frequency : Amplitude	Test Results
Detector = MAX PEAK Sweep Count = 0 RF Atten (dB) = 20 Trace Mode = VIEW	M1 : 5287.024 MHz : -19.537 dBm M2 : 5306.263 MHz : 7.347 dBm Delta1 : 25.551 MHz : 0.846 dB T1 : 5291.533 MHz : -3.865 dBm T2 : 5308.567 MHz : -4.180 dBm OBW : 17.034 MHz	Measured 26 dB Bandwidth: 25.551 MHz Measured 99% Bandwidth: 17.034 MHz

[Back to the Matrix](#)

This test report may be reproduced in full only. The document may only be updated by MiCOM Labs personnel. Any changes will be noted in the Document History section of the report.

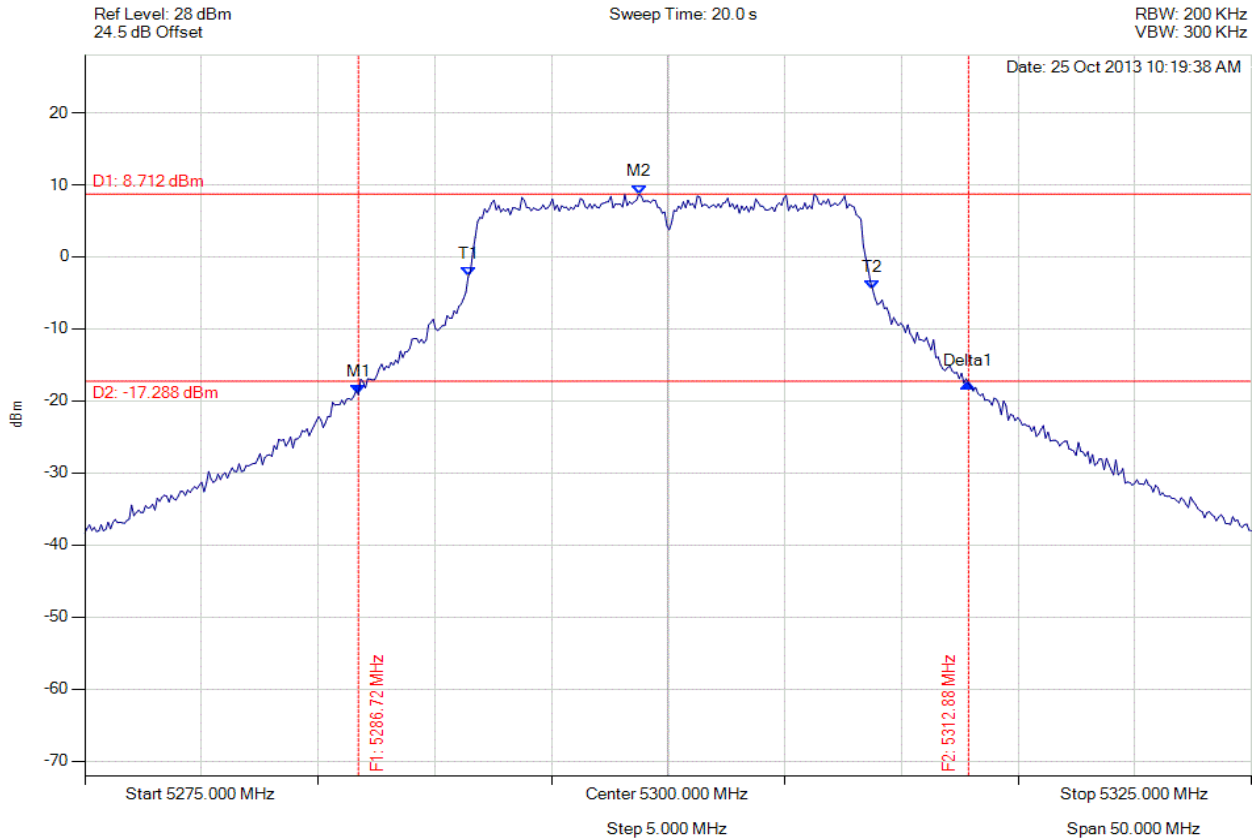


Title: Xirrus Inc. XI-AC1300, XI-AC867 (DFS Bands)
To: FCC 47 CFR Part 15.407 & IC RSS-210
Serial #: XIRR04-U8 Rev A
Issue Date: 22nd September 2014
Page: 245 of 492



26 dB & 99% BANDWIDTH

Variant: 802.11a, Channel: 5300.00 MHz, Chain b, Temp: Ambient, Voltage: 56 Vdc



Analyser Setup	Marker : Frequency : Amplitude	Test Results
Detector = MAX PEAK Sweep Count = 0 RF Atten (dB) = 20 Trace Mode = VIEW	M1 : 5286.723 MHz : -19.126 dBm M2 : 5298.747 MHz : 8.712 dBm Delta1 : 26.152 MHz : 1.586 dB T1 : 5291.433 MHz : -2.752 dBm T2 : 5308.768 MHz : -4.560 dBm OBW : 17.335 MHz	Measured 26 dB Bandwidth: 26.152 MHz Measured 99% Bandwidth: 17.335 MHz

[Back to the Matrix](#)

This test report may be reproduced in full only. The document may only be updated by MiCOM Labs personnel. Any changes will be noted in the Document History section of the report.

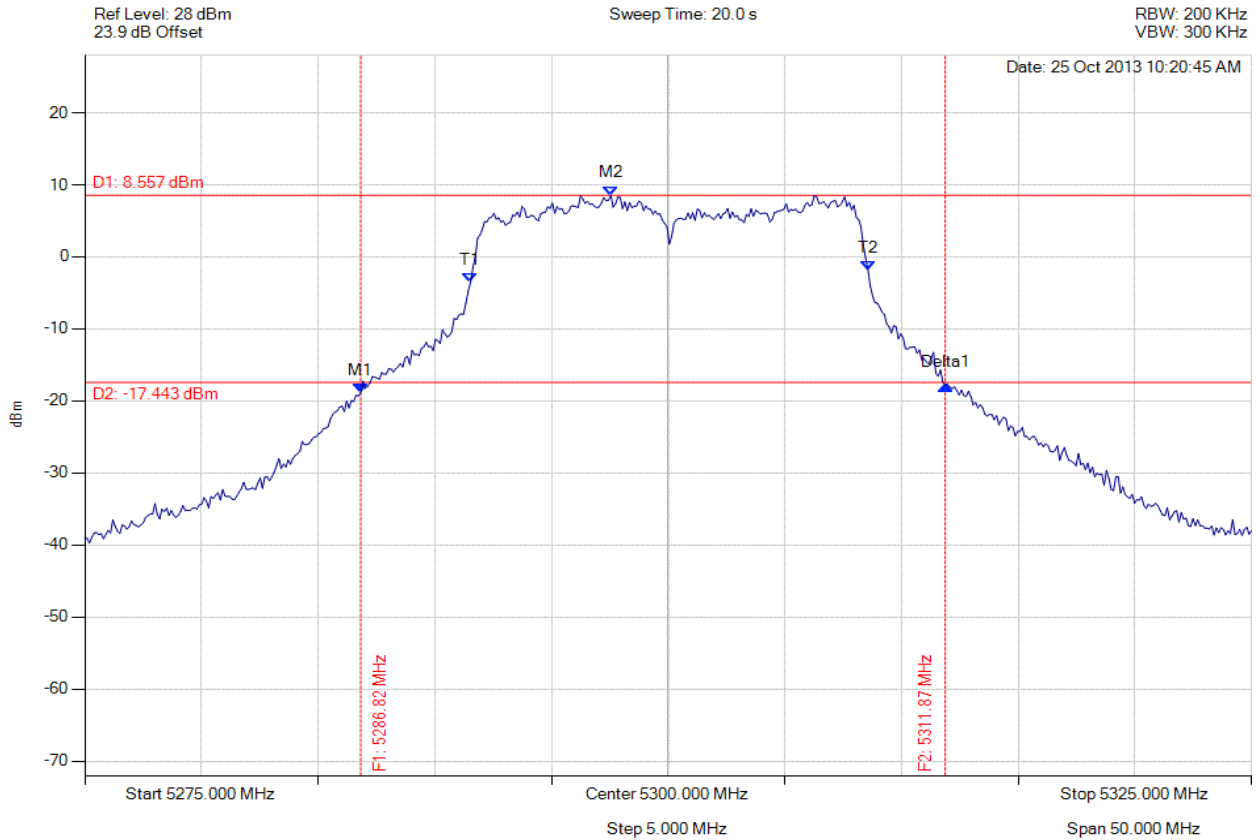


Title: Xirrus Inc. XI-AC1300, XI-AC867 (DFS Bands)
To: FCC 47 CFR Part 15.407 & IC RSS-210
Serial #: XIRR04-U8 Rev A
Issue Date: 22nd September 2014
Page: 246 of 492



26 dB & 99% BANDWIDTH

Variant: 802.11a, Channel: 5300.00 MHz, Chain c, Temp: Ambient, Voltage: 56 Vdc



Analyser Setup	Marker : Frequency : Amplitude	Test Results
Detector = MAX PEAK Sweep Count = 0 RF Atten (dB) = 20 Trace Mode = VIEW	M1 : 5286.824 MHz : -18.823 dBm M2 : 5297.545 MHz : 8.557 dBm Delta1 : 25.050 MHz : 1.027 dB T1 : 5291.533 MHz : -3.507 dBm T2 : 5308.567 MHz : -1.859 dBm OBW : 17.034 MHz	Measured 26 dB Bandwidth: 25.050 MHz Measured 99% Bandwidth: 17.034 MHz

[Back to the Matrix](#)

This test report may be reproduced in full only. The document may only be updated by MiCOM Labs personnel. Any changes will be noted in the Document History section of the report.

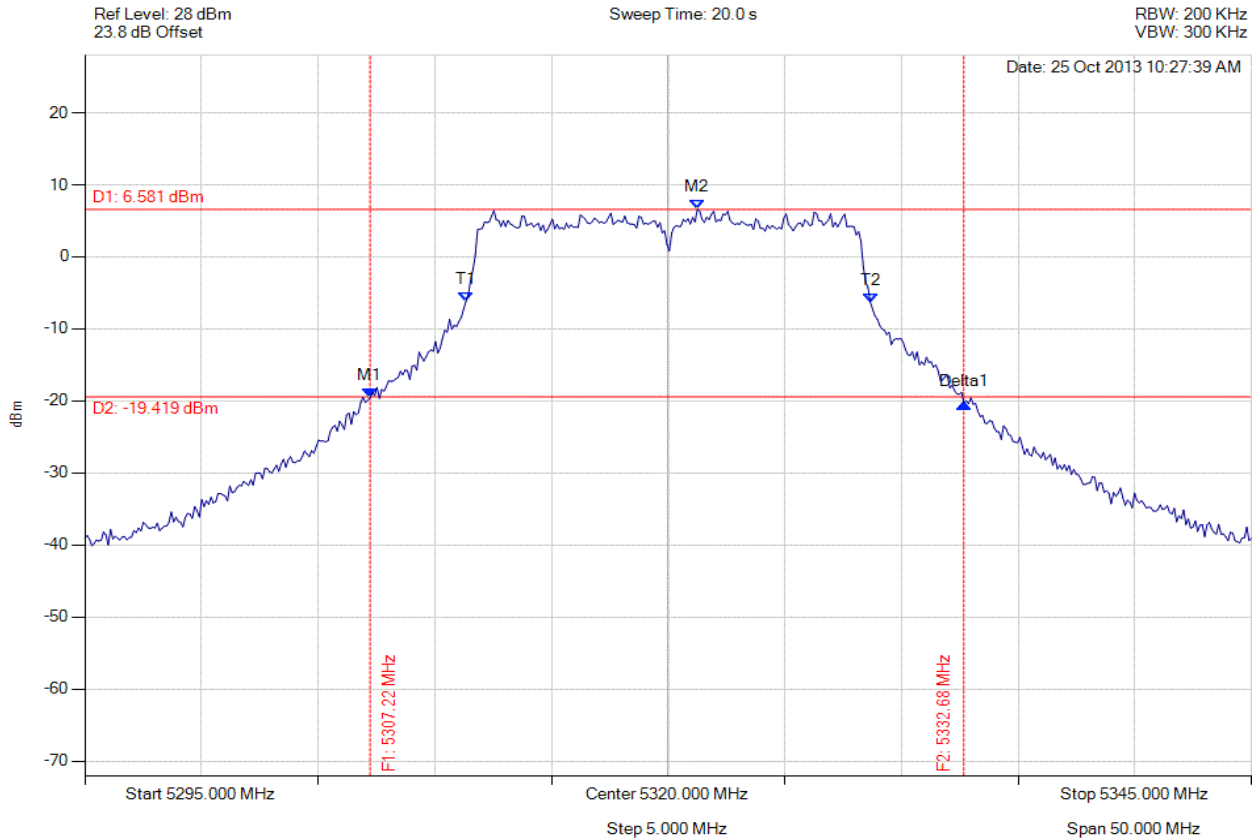


Title: Xirrus Inc. XI-AC1300, XI-AC867 (DFS Bands)
To: FCC 47 CFR Part 15.407 & IC RSS-210
Serial #: XIRR04-U8 Rev A
Issue Date: 22nd September 2014
Page: 247 of 492



26 dB & 99% BANDWIDTH

Variant: 802.11a, Channel: 5320.00 MHz, Chain a, Temp: Ambient, Voltage: 56 Vdc



Analyser Setup	Marker : Frequency : Amplitude	Test Results
Detector = MAX PEAK Sweep Count = 0 RF Atten (dB) = 20 Trace Mode = VIEW	M1 : 5307.224 MHz : -19.569 dBm M2 : 5321.253 MHz : 6.581 dBm Delta1 : 25.451 MHz : -0.757 dB T1 : 5311.333 MHz : -6.159 dBm T2 : 5328.667 MHz : -6.324 dBm OBW : 17.335 MHz	Measured 26 dB Bandwidth: 25.451 MHz Measured 99% Bandwidth: 17.335 MHz

[Back to the Matrix](#)

This test report may be reproduced in full only. The document may only be updated by MiCOM Labs personnel. Any changes will be noted in the Document History section of the report.

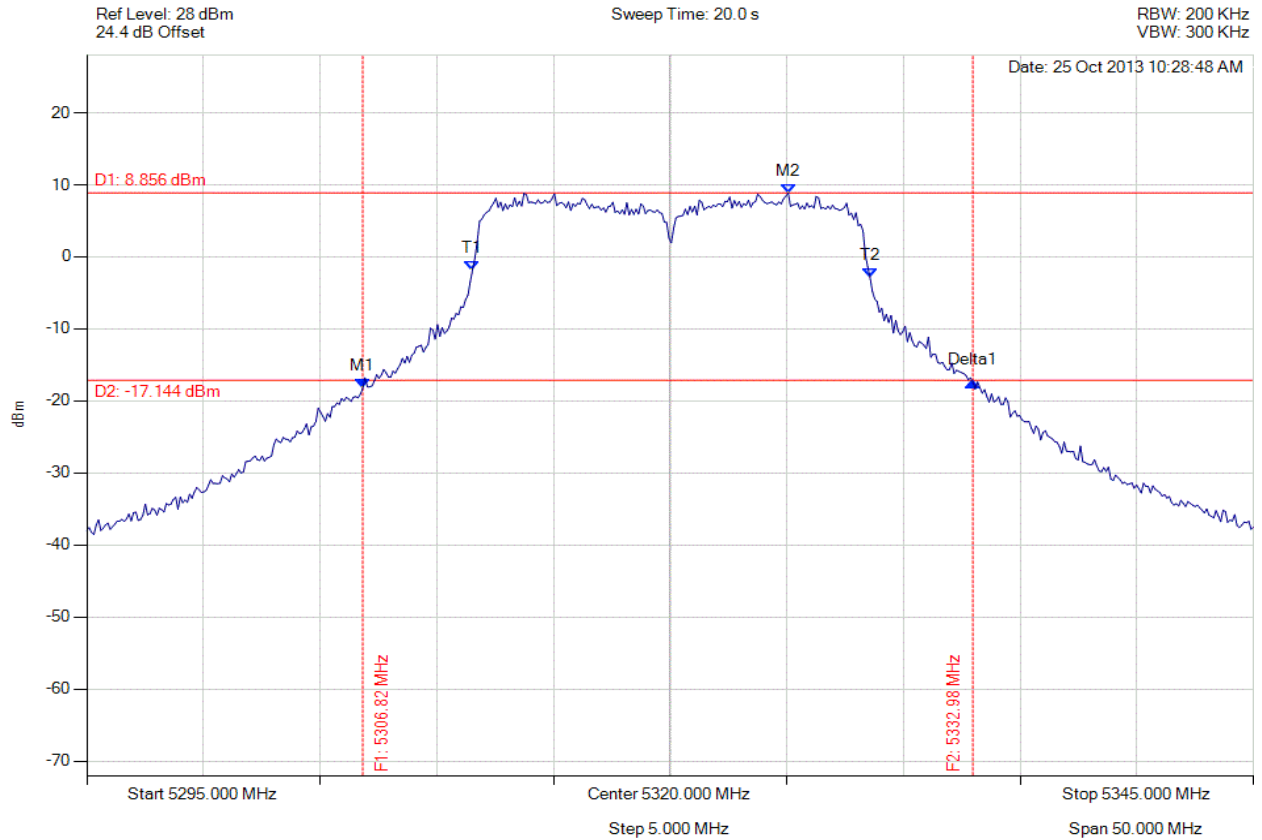


Title: Xirrus Inc. XI-AC1300, XI-AC867 (DFS Bands)
To: FCC 47 CFR Part 15.407 & IC RSS-210
Serial #: XIRR04-U8 Rev A
Issue Date: 22nd September 2014
Page: 248 of 492



26 dB & 99% BANDWIDTH

Variant: 802.11a, Channel: 5320.00 MHz, Chain b, Temp: Ambient, Voltage: 56 Vdc



Analyser Setup	Marker : Frequency : Amplitude	Test Results
Detector = MAX PEAK Sweep Count = 0 RF Atten (dB) = 20 Trace Mode = VIEW	M1 : 5306.824 MHz : -18.272 dBm M2 : 5325.060 MHz : 8.856 dBm Delta1 : 26.152 MHz : 0.875 dB T1 : 5311.533 MHz : -1.815 dBm T2 : 5328.567 MHz : -2.856 dBm OBW : 17.034 MHz	Measured 26 dB Bandwidth: 26.152 MHz Measured 99% Bandwidth: 17.034 MHz

[Back to the Matrix](#)

This test report may be reproduced in full only. The document may only be updated by MiCOM Labs personnel. Any changes will be noted in the Document History section of the report.

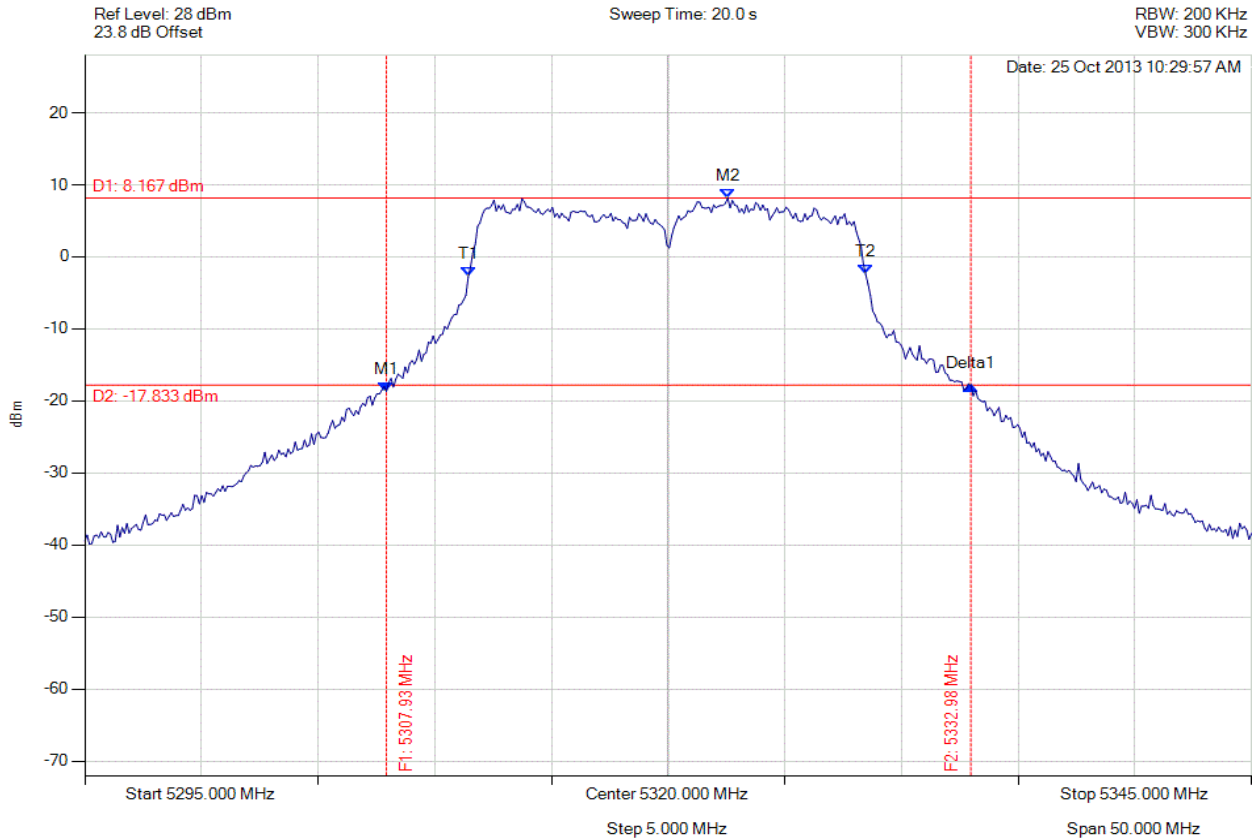


Title: Xirrus Inc. XI-AC1300, XI-AC867 (DFS Bands)
To: FCC 47 CFR Part 15.407 & IC RSS-210
Serial #: XIRR04-U8 Rev A
Issue Date: 22nd September 2014
Page: 249 of 492



26 dB & 99% BANDWIDTH

Variant: 802.11a, Channel: 5320.00 MHz, Chain c, Temp: Ambient, Voltage: 56 Vdc



Analyser Setup	Marker : Frequency : Amplitude	Test Results
Detector = MAX PEAK Sweep Count = 0 RF Atten (dB) = 20 Trace Mode = VIEW	M1 : 5307.926 MHz : -18.717 dBm M2 : 5322.555 MHz : 8.167 dBm Delta1 : 25.050 MHz : 0.840 dB T1 : 5311.433 MHz : -2.779 dBm T2 : 5328.467 MHz : -2.429 dBm OBW : 17.034 MHz	Measured 26 dB Bandwidth: 25.050 MHz Measured 99% Bandwidth: 17.034 MHz

[Back to the Matrix](#)

This test report may be reproduced in full only. The document may only be updated by MiCOM Labs personnel. Any changes will be noted in the Document History section of the report.

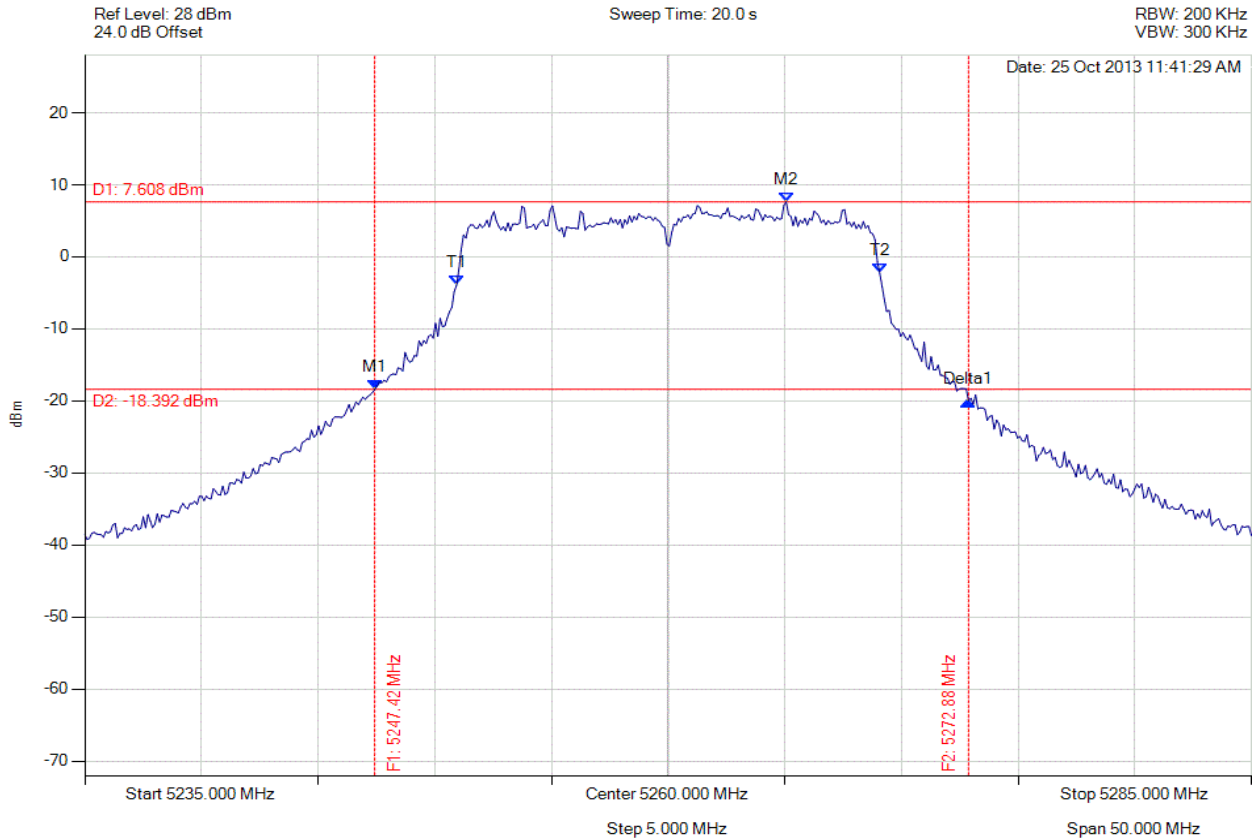


Title: Xirrus Inc. XI-AC1300, XI-AC867 (DFS Bands)
To: FCC 47 CFR Part 15.407 & IC RSS-210
Serial #: XIRR04-U8 Rev A
Issue Date: 22nd September 2014
Page: 250 of 492



26 dB & 99% BANDWIDTH

Variat: 802.11n HT-20, Channel: 5260.00 MHz, Chain a, Temp: Ambient, Voltage: 56 Vdc



Analyser Setup	Marker : Frequency : Amplitude	Test Results
Detector = MAX PEAK Sweep Count = 0 RF Atten (dB) = 20 Trace Mode = VIEW	M1 : 5247.425 MHz : -18.394 dBm M2 : 5265.060 MHz : 7.608 dBm Delta1 : 25.451 MHz : -1.605 dB T1 : 5250.932 MHz : -3.930 dBm T2 : 5269.068 MHz : -2.248 dBm OBW : 18.136 MHz	Measured 26 dB Bandwidth: 25.451 MHz Measured 99% Bandwidth: 18.136 MHz

[Back to the Matrix](#)

This test report may be reproduced in full only. The document may only be updated by MiCOM Labs personnel. Any changes will be noted in the Document History section of the report.

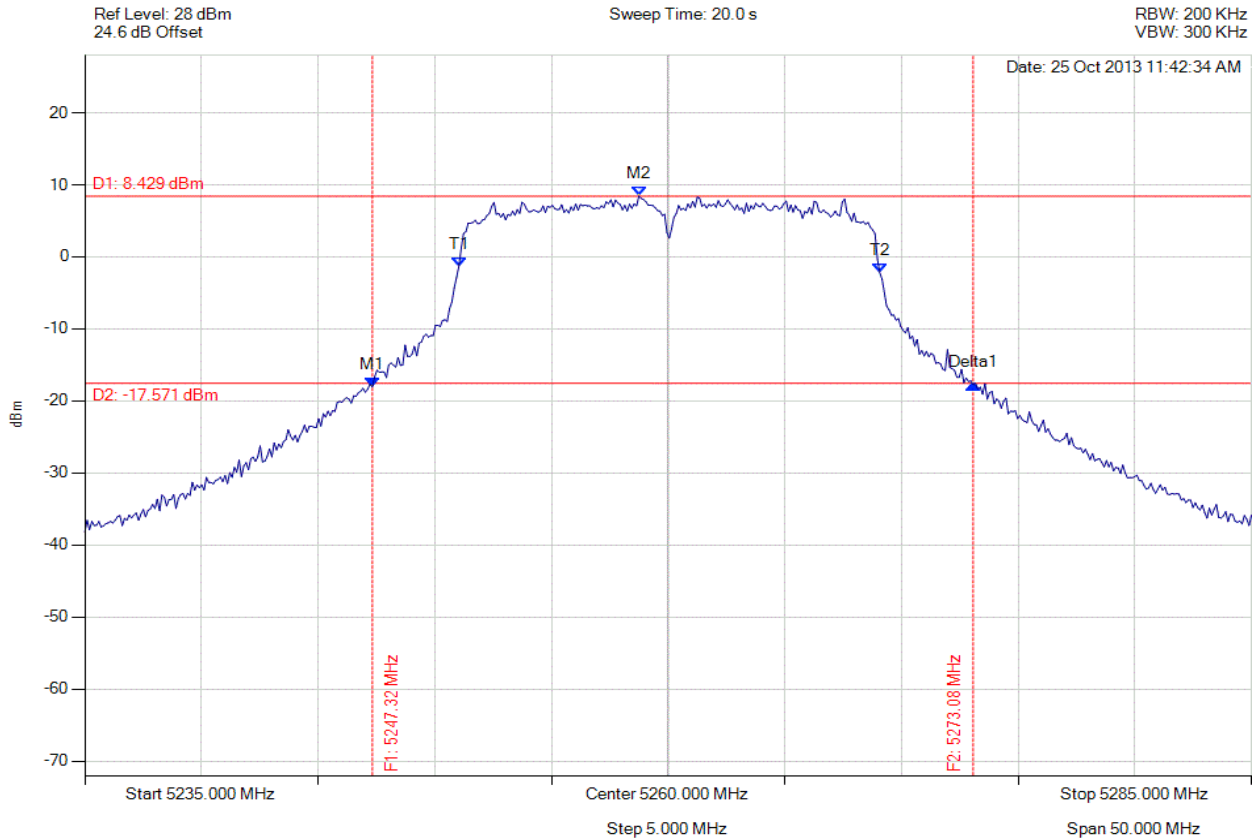


Title: Xirrus Inc. XI-AC1300, XI-AC867 (DFS Bands)
To: FCC 47 CFR Part 15.407 & IC RSS-210
Serial #: XIRR04-U8 Rev A
Issue Date: 22nd September 2014
Page: 251 of 492



26 dB & 99% BANDWIDTH

Variant: 802.11n HT-20, Channel: 5260.00 MHz, Chain b, Temp: Ambient, Voltage: 56 Vdc



Analyser Setup	Marker : Frequency : Amplitude	Test Results
Detector = MAX PEAK Sweep Count = 0 RF Atten (dB) = 20 Trace Mode = VIEW	M1 : 5247.325 MHz : -18.081 dBm M2 : 5258.747 MHz : 8.429 dBm Delta1 : 25.752 MHz : 0.325 dB T1 : 5251.032 MHz : -1.310 dBm T2 : 5269.068 MHz : -2.195 dBm OBW : 18.036 MHz	Measured 26 dB Bandwidth: 25.752 MHz Measured 99% Bandwidth: 18.036 MHz

[Back to the Matrix](#)

This test report may be reproduced in full only. The document may only be updated by MiCOM Labs personnel. Any changes will be noted in the Document History section of the report.

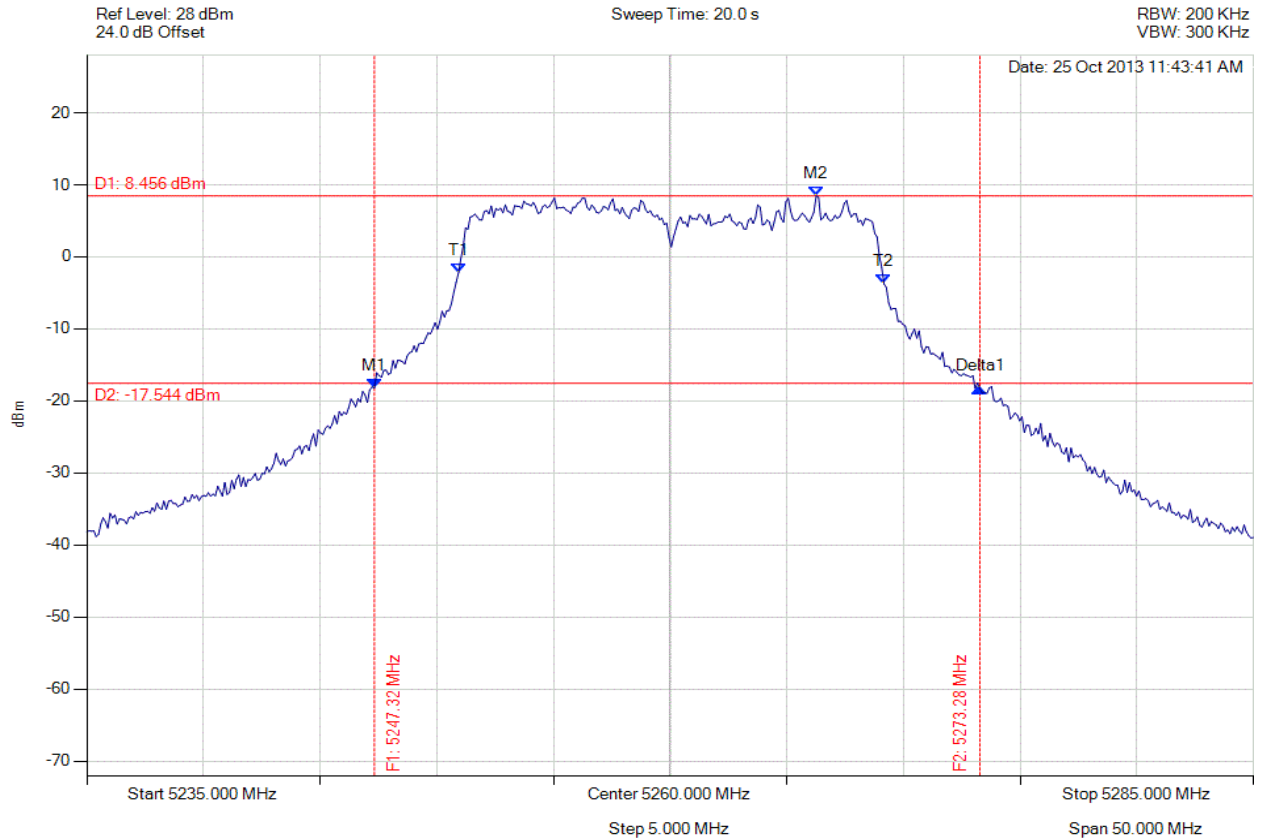


Title: Xirrus Inc. XI-AC1300, XI-AC867 (DFS Bands)
To: FCC 47 CFR Part 15.407 & IC RSS-210
Serial #: XIRR04-U8 Rev A
Issue Date: 22nd September 2014
Page: 252 of 492



26 dB & 99% BANDWIDTH

Variant: 802.11n HT-20, Channel: 5260.00 MHz, Chain c, Temp: Ambient, Voltage: 56 Vdc



Analyser Setup	Marker : Frequency : Amplitude	Test Results
Detector = MAX PEAK Sweep Count = 0 RF Atten (dB) = 20 Trace Mode = VIEW	M1 : 5247.325 MHz : -18.219 dBm M2 : 5266.263 MHz : 8.456 dBm Delta1 : 25.952 MHz : -0.026 dB T1 : 5250.932 MHz : -2.221 dBm T2 : 5269.168 MHz : -3.779 dBm OBW : 18.236 MHz	Measured 26 dB Bandwidth: 25.952 MHz Measured 99% Bandwidth: 18.236 MHz

[Back to the Matrix](#)

This test report may be reproduced in full only. The document may only be updated by MiCOM Labs personnel. Any changes will be noted in the Document History section of the report.

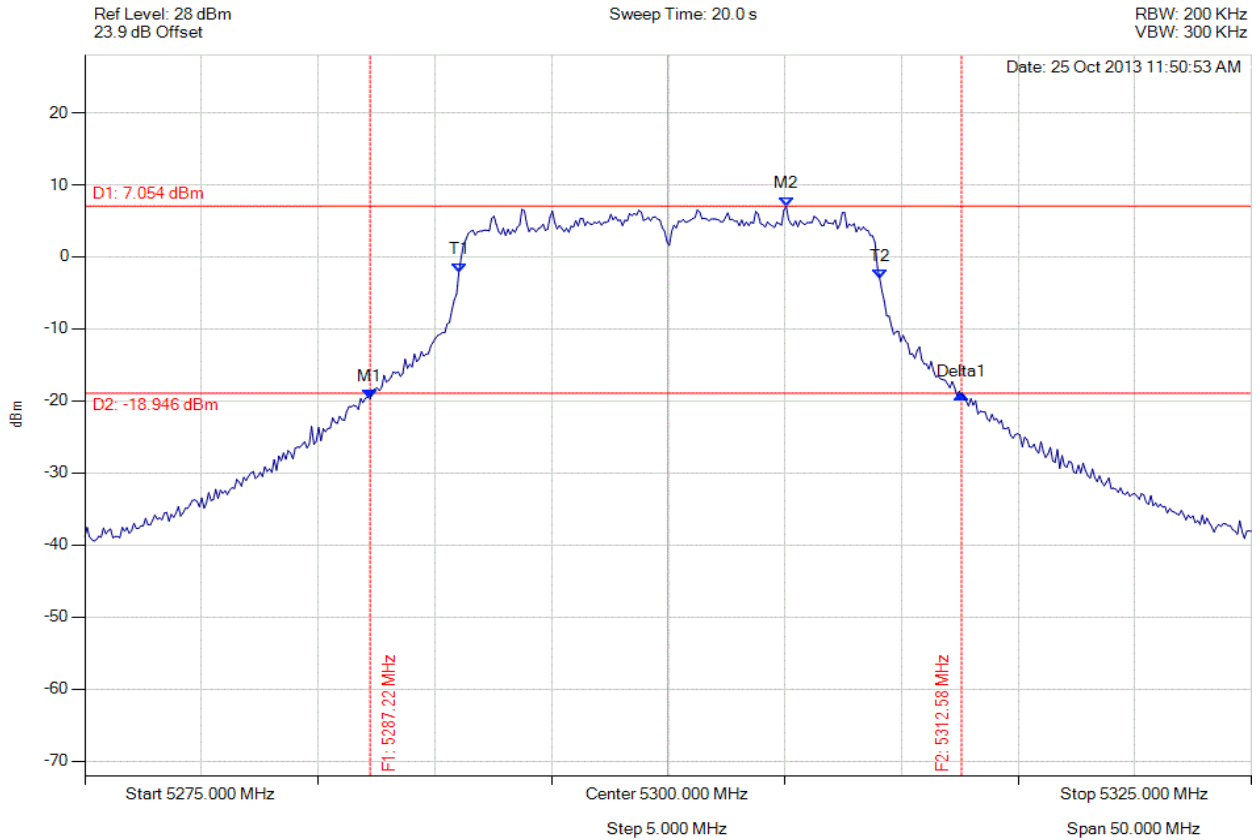


Title: Xirrus Inc. XI-AC1300, XI-AC867 (DFS Bands)
To: FCC 47 CFR Part 15.407 & IC RSS-210
Serial #: XIRR04-U8 Rev A
Issue Date: 22nd September 2014
Page: 253 of 492



26 dB & 99% BANDWIDTH

Variant: 802.11n HT-20, Channel: 5300.00 MHz, Chain a, Temp: Ambient, Voltage: 56 Vdc



Analyser Setup	Marker : Frequency : Amplitude	Test Results
Detector = MAX PEAK Sweep Count = 0 RF Atten (dB) = 20 Trace Mode = VIEW	M1 : 5287.224 MHz : -19.687 dBm M2 : 5305.060 MHz : 7.054 dBm Delta1 : 25.351 MHz : 0.641 dB T1 : 5291.032 MHz : -2.126 dBm T2 : 5309.068 MHz : -2.988 dBm OBW : 18.036 MHz	Measured 26 dB Bandwidth: 25.351 MHz Measured 99% Bandwidth: 18.036 MHz

[Back to the Matrix](#)

This test report may be reproduced in full only. The document may only be updated by MiCOM Labs personnel. Any changes will be noted in the Document History section of the report.

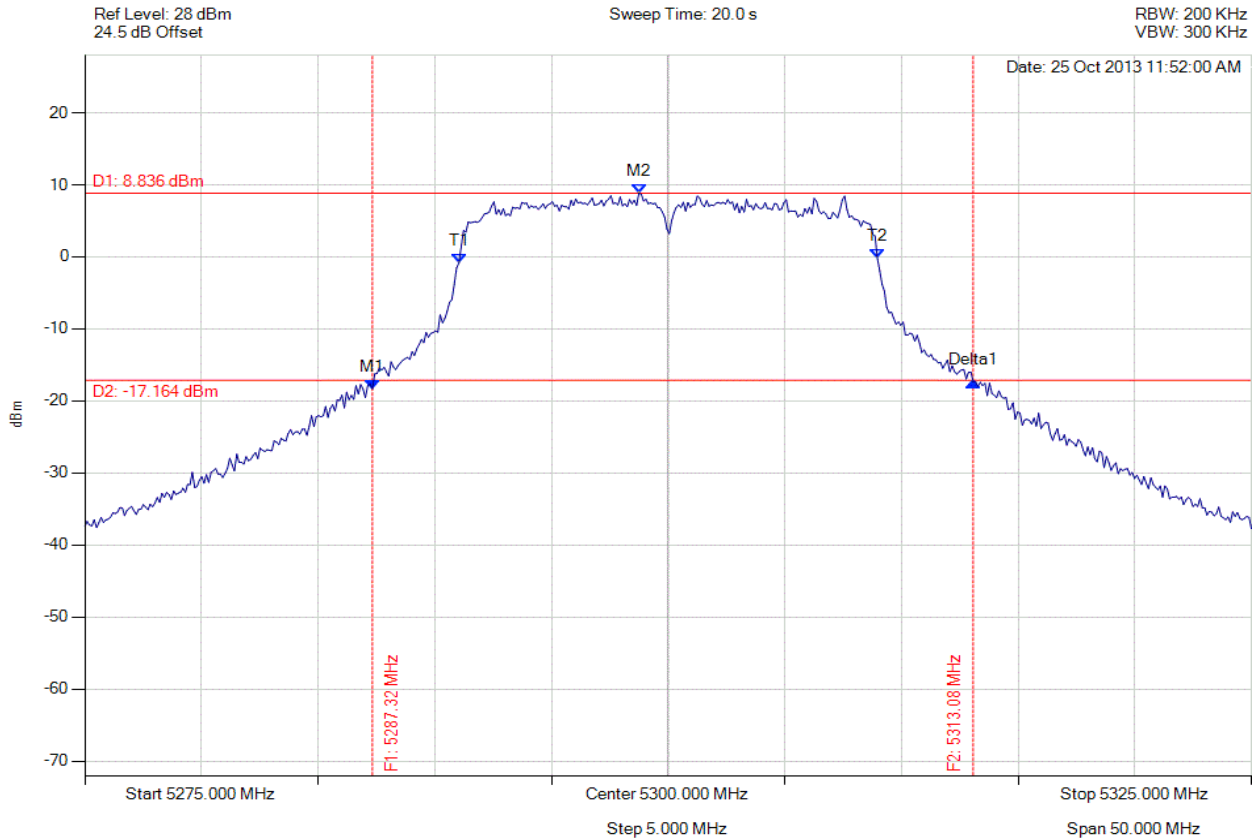


Title: Xirrus Inc. XI-AC1300, XI-AC867 (DFS Bands)
To: FCC 47 CFR Part 15.407 & IC RSS-210
Serial #: XIRR04-U8 Rev A
Issue Date: 22nd September 2014
Page: 254 of 492



26 dB & 99% BANDWIDTH

Variant: 802.11n HT-20, Channel: 5300.00 MHz, Chain b, Temp: Ambient, Voltage: 56 Vdc



Analyser Setup	Marker : Frequency : Amplitude	Test Results
Detector = MAX PEAK Sweep Count = 0 RF Atten (dB) = 20 Trace Mode = VIEW	M1 : 5287.325 MHz : -18.333 dBm M2 : 5298.747 MHz : 8.836 dBm Delta1 : 25.752 MHz : 0.980 dB T1 : 5291.032 MHz : -0.871 dBm T2 : 5308.968 MHz : -0.259 dBm OBW : 17.936 MHz	Measured 26 dB Bandwidth: 25.752 MHz Measured 99% Bandwidth: 17.936 MHz

[Back to the Matrix](#)

This test report may be reproduced in full only. The document may only be updated by MiCOM Labs personnel. Any changes will be noted in the Document History section of the report.

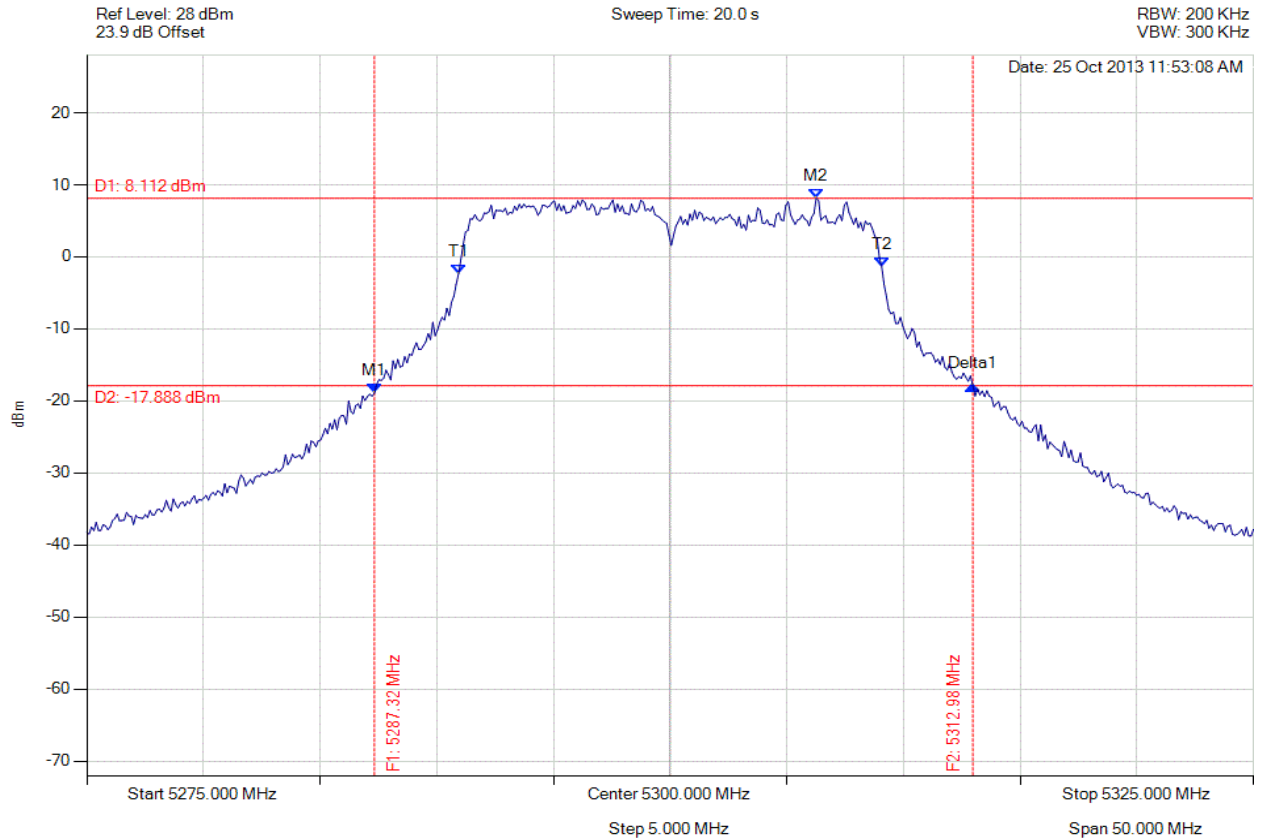


Title: Xirrus Inc. XI-AC1300, XI-AC867 (DFS Bands)
To: FCC 47 CFR Part 15.407 & IC RSS-210
Serial #: XIRR04-U8 Rev A
Issue Date: 22nd September 2014
Page: 255 of 492



26 dB & 99% BANDWIDTH

Variant: 802.11n HT-20, Channel: 5300.00 MHz, Chain c, Temp: Ambient, Voltage: 56 Vdc



Analyser Setup	Marker : Frequency : Amplitude	Test Results
Detector = MAX PEAK Sweep Count = 0 RF Atten (dB) = 20 Trace Mode = VIEW	M1 : 5287.325 MHz : -18.931 dBm M2 : 5306.263 MHz : 8.112 dBm Delta1 : 25.651 MHz : 0.982 dB T1 : 5290.932 MHz : -2.362 dBm T2 : 5309.068 MHz : -1.361 dBm OBW : 18.136 MHz	Measured 26 dB Bandwidth: 25.651 MHz Measured 99% Bandwidth: 18.136 MHz

[Back to the Matrix](#)

This test report may be reproduced in full only. The document may only be updated by MiCOM Labs personnel. Any changes will be noted in the Document History section of the report.

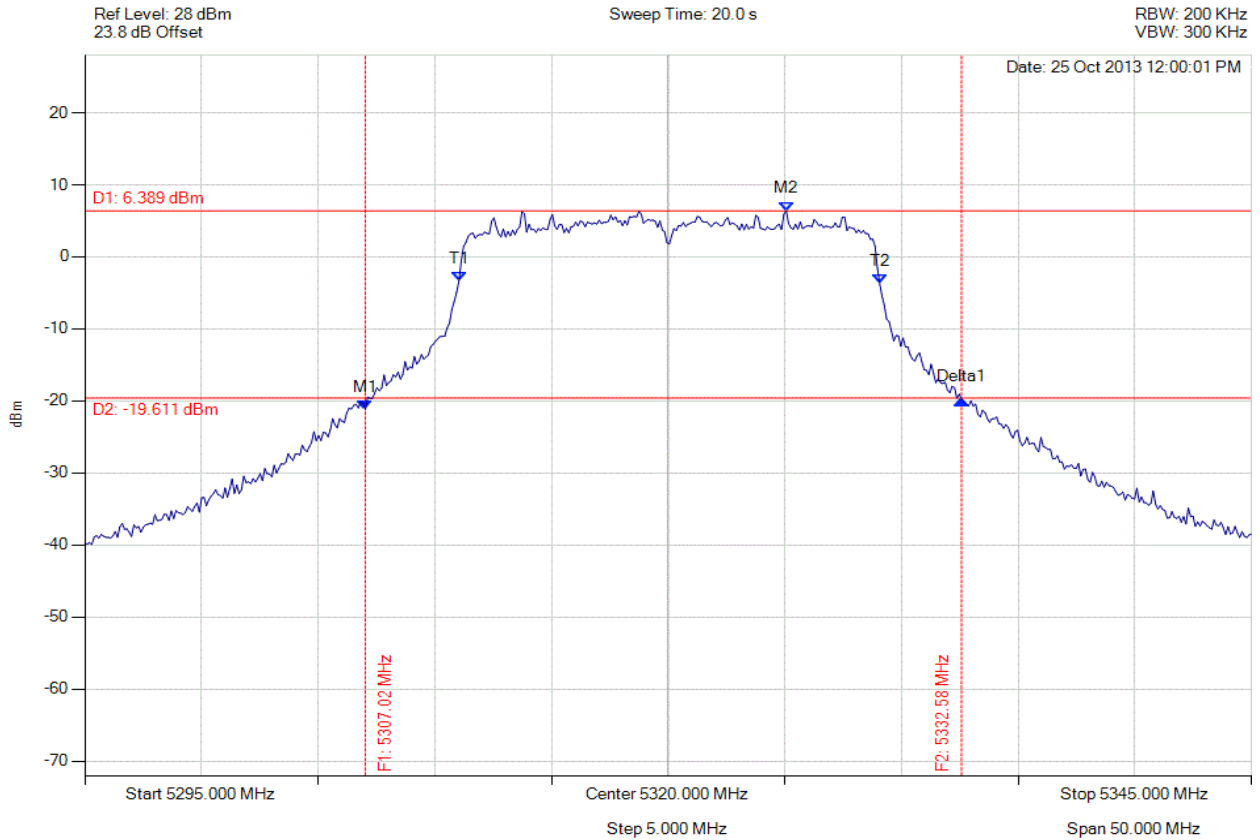


Title: Xirrus Inc. XI-AC1300, XI-AC867 (DFS Bands)
To: FCC 47 CFR Part 15.407 & IC RSS-210
Serial #: XIRR04-U8 Rev A
Issue Date: 22nd September 2014
Page: 256 of 492



26 dB & 99% BANDWIDTH

Variant: 802.11n HT-20, Channel: 5320.00 MHz, Chain a, Temp: Ambient, Voltage: 56 Vdc



Analyser Setup	Marker : Frequency : Amplitude	Test Results
Detector = MAX PEAK Sweep Count = 0 RF Atten (dB) = 20 Trace Mode = VIEW	M1 : 5307.024 MHz : -21.237 dBm M2 : 5325.060 MHz : 6.389 dBm Delta1 : 25.551 MHz : 1.436 dB T1 : 5311.032 MHz : -3.399 dBm T2 : 5329.068 MHz : -3.745 dBm OBW : 18.036 MHz	Measured 26 dB Bandwidth: 25.551 MHz Measured 99% Bandwidth: 18.036 MHz

[Back to the Matrix](#)

This test report may be reproduced in full only. The document may only be updated by MiCOM Labs personnel. Any changes will be noted in the Document History section of the report.

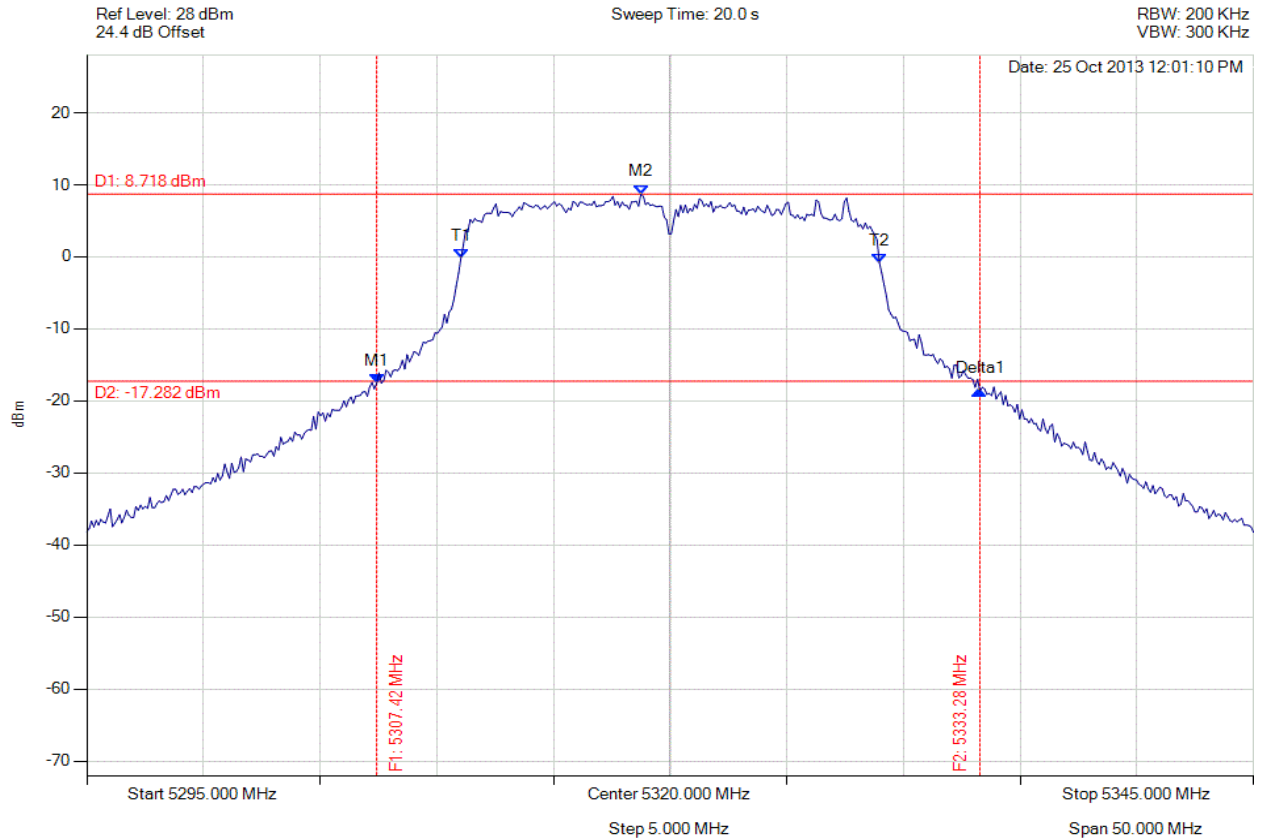


Title: Xirrus Inc. XI-AC1300, XI-AC867 (DFS Bands)
To: FCC 47 CFR Part 15.407 & IC RSS-210
Serial #: XIRR04-U8 Rev A
Issue Date: 22nd September 2014
Page: 257 of 492



26 dB & 99% BANDWIDTH

Variant: 802.11n HT-20, Channel: 5320.00 MHz, Chain b, Temp: Ambient, Voltage: 56 Vdc



Analyser Setup	Marker : Frequency : Amplitude	Test Results
Detector = MAX PEAK Sweep Count = 0 RF Atten (dB) = 20 Trace Mode = VIEW	M1 : 5307.425 MHz : -17.540 dBm M2 : 5318.747 MHz : 8.718 dBm Delta1 : 25.852 MHz : -1.072 dB T1 : 5311.032 MHz : -0.224 dBm T2 : 5328.968 MHz : -0.820 dBm OBW : 17.936 MHz	Measured 26 dB Bandwidth: 25.852 MHz Measured 99% Bandwidth: 17.936 MHz

[Back to the Matrix](#)

This test report may be reproduced in full only. The document may only be updated by MiCOM Labs personnel. Any changes will be noted in the Document History section of the report.

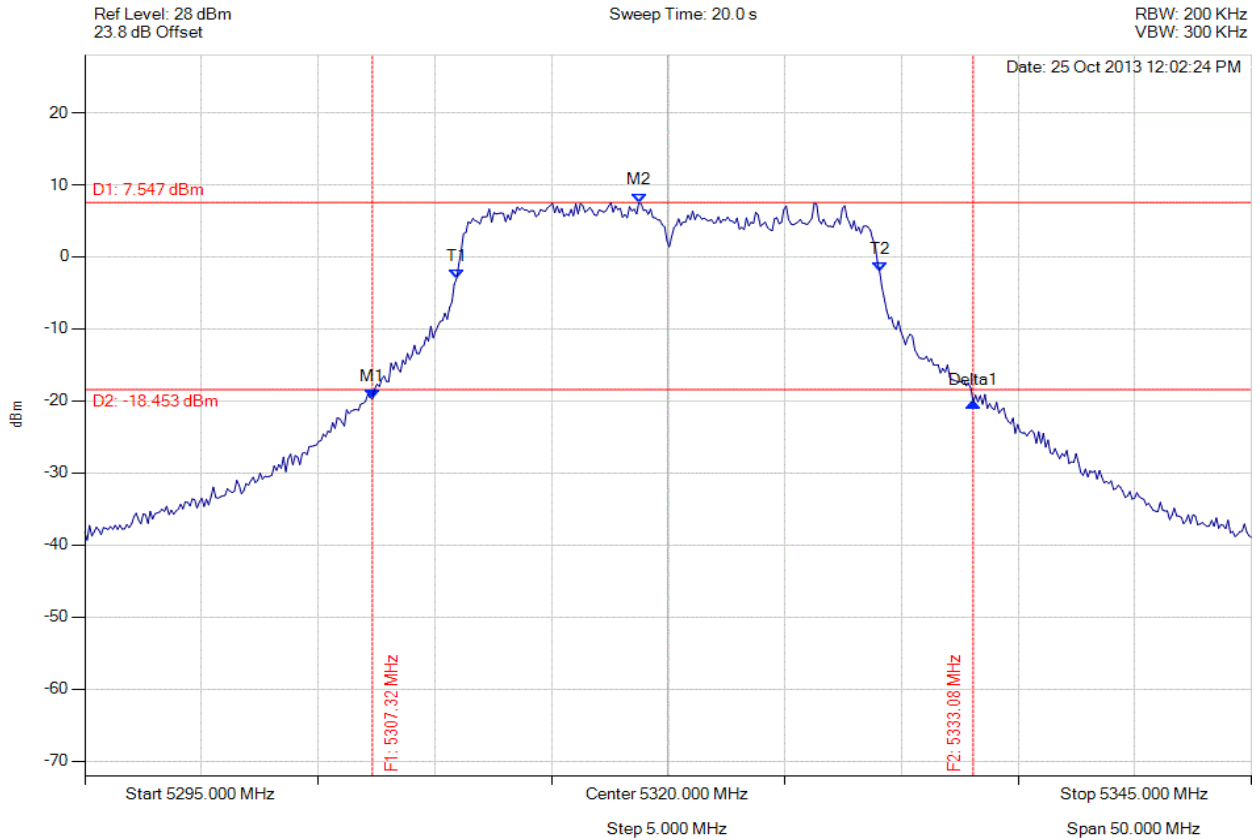


Title: Xirrus Inc. XI-AC1300, XI-AC867 (DFS Bands)
To: FCC 47 CFR Part 15.407 & IC RSS-210
Serial #: XIRR04-U8 Rev A
Issue Date: 22nd September 2014
Page: 258 of 492



26 dB & 99% BANDWIDTH

Variant: 802.11n HT-20, Channel: 5320.00 MHz, Chain c, Temp: Ambient, Voltage: 56 Vdc



Analyser Setup	Marker : Frequency : Amplitude	Test Results
Detector = MAX PEAK Sweep Count = 0 RF Atten (dB) = 20 Trace Mode = VIEW	M1 : 5307.325 MHz : -19.716 dBm M2 : 5318.747 MHz : 7.547 dBm Delta1 : 25.752 MHz : -0.474 dB T1 : 5310.932 MHz : -3.021 dBm T2 : 5329.068 MHz : -2.083 dBm OBW : 18.136 MHz	Measured 26 dB Bandwidth: 25.752 MHz Measured 99% Bandwidth: 18.136 MHz

[Back to the Matrix](#)

This test report may be reproduced in full only. The document may only be updated by MiCOM Labs personnel. Any changes will be noted in the Document History section of the report.

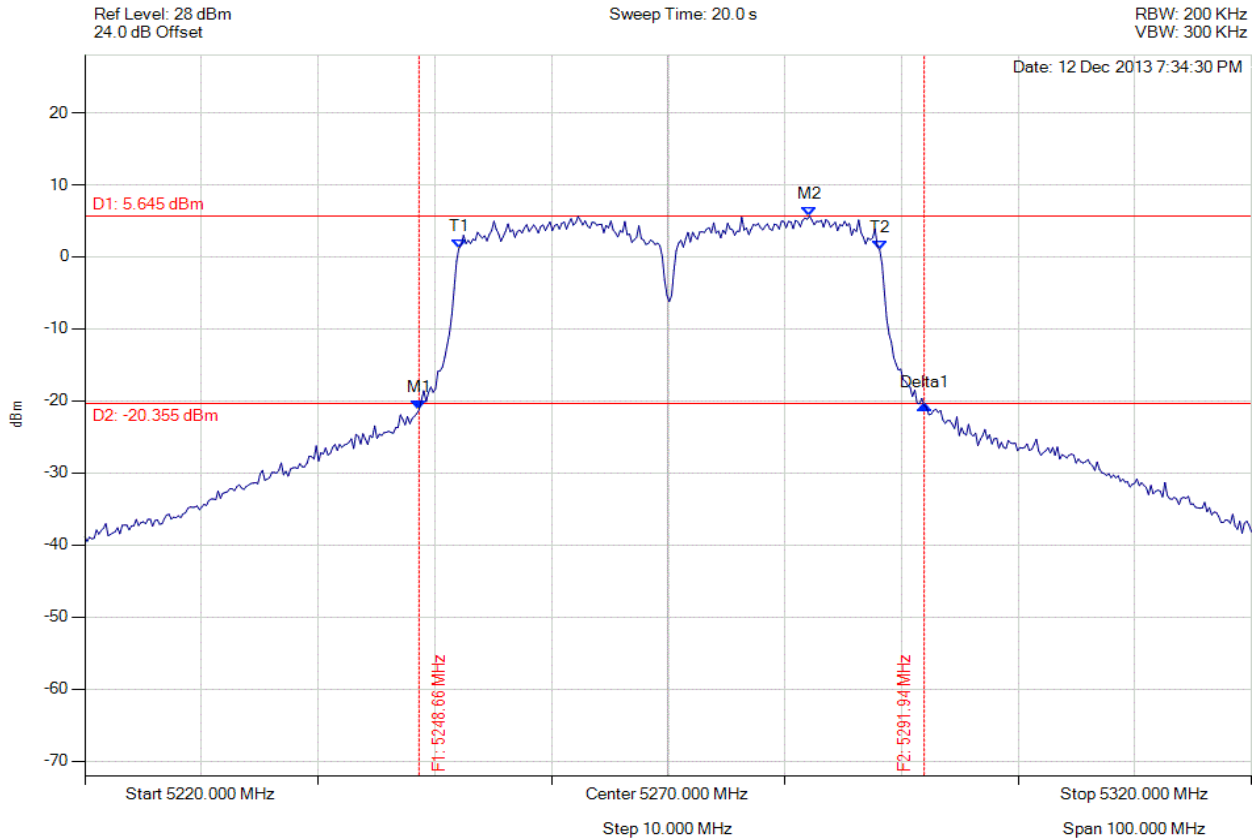


Title: Xirrus Inc. XI-AC1300, XI-AC867 (DFS Bands)
To: FCC 47 CFR Part 15.407 & IC RSS-210
Serial #: XIRR04-U8 Rev A
Issue Date: 22nd September 2014
Page: 259 of 492



26 dB & 99% BANDWIDTH

Variant: 802.11n HT-40, Channel: 5270.00 MHz, Chain a, Temp: Ambient, Voltage: 56 Vdc



Analyser Setup	Marker : Frequency : Amplitude	Test Results
Detector = MAX PEAK Sweep Count = 0 RF Atten (dB) = 20 Trace Mode = VIEW	M1 : 5248.657 MHz : -21.237 dBm M2 : 5282.124 MHz : 5.645 dBm Delta1 : 43.287 MHz : 0.657 dB T1 : 5252.064 MHz : 1.138 dBm T2 : 5288.136 MHz : 0.969 dBm OBW : 36.072 MHz	Measured 26 dB Bandwidth: 43.287 MHz Measured 99% Bandwidth: 36.072 MHz

[Back to the Matrix](#)

This test report may be reproduced in full only. The document may only be updated by MiCOM Labs personnel. Any changes will be noted in the Document History section of the report.

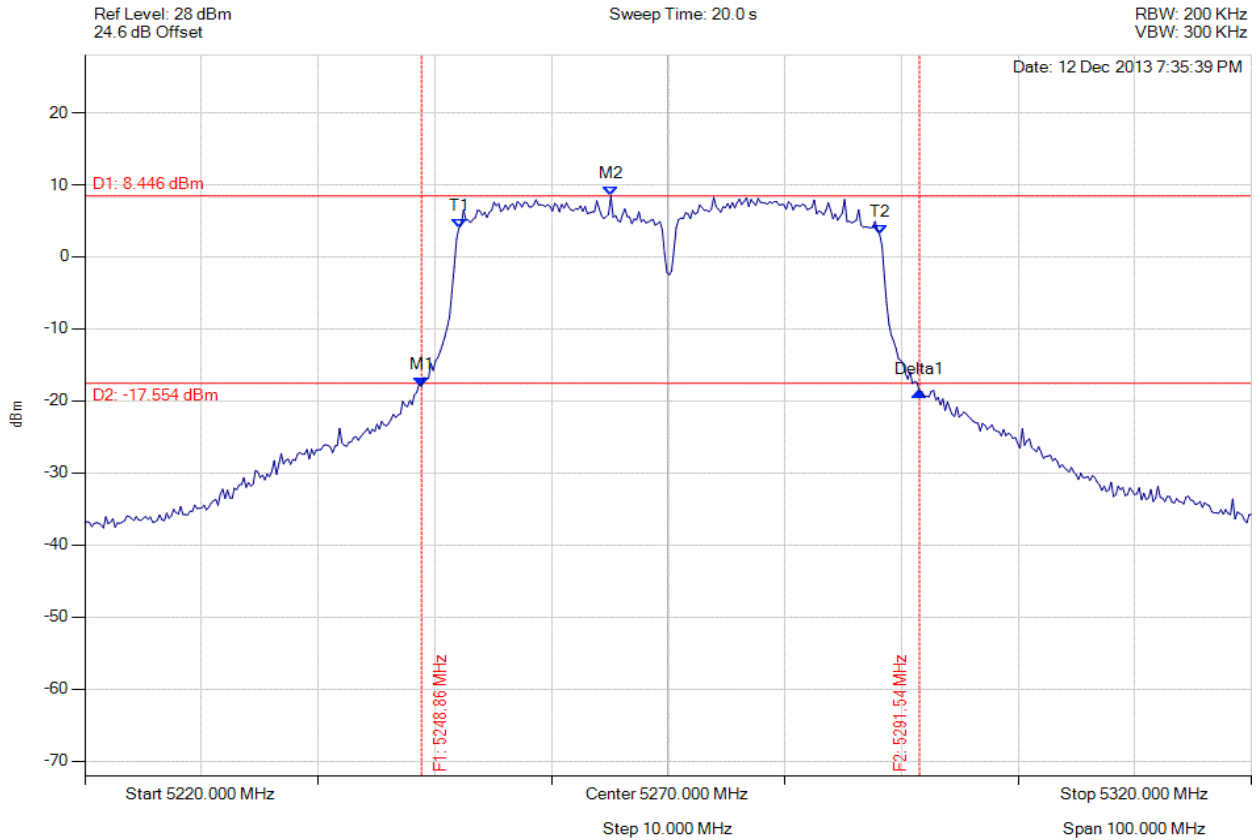


Title: Xirrus Inc. XI-AC1300, XI-AC867 (DFS Bands)
To: FCC 47 CFR Part 15.407 & IC RSS-210
Serial #: XIRR04-U8 Rev A
Issue Date: 22nd September 2014
Page: 260 of 492



26 dB & 99% BANDWIDTH

Variant: 802.11n HT-40, Channel: 5270.00 MHz, Chain b, Temp: Ambient, Voltage: 56 Vdc



Analyser Setup	Marker : Frequency : Amplitude	Test Results
Detector = MAX PEAK Sweep Count = 0 RF Atten (dB) = 20 Trace Mode = VIEW	M1 : 5248.858 MHz : -18.024 dBm M2 : 5265.090 MHz : 8.446 dBm Delta1 : 42.685 MHz : -0.734 dB T1 : 5252.064 MHz : 3.973 dBm T2 : 5288.136 MHz : 3.068 dBm OBW : 36.072 MHz	Measured 26 dB Bandwidth: 42.685 MHz Measured 99% Bandwidth: 36.072 MHz

[Back to the Matrix](#)

This test report may be reproduced in full only. The document may only be updated by MiCOM Labs personnel. Any changes will be noted in the Document History section of the report.

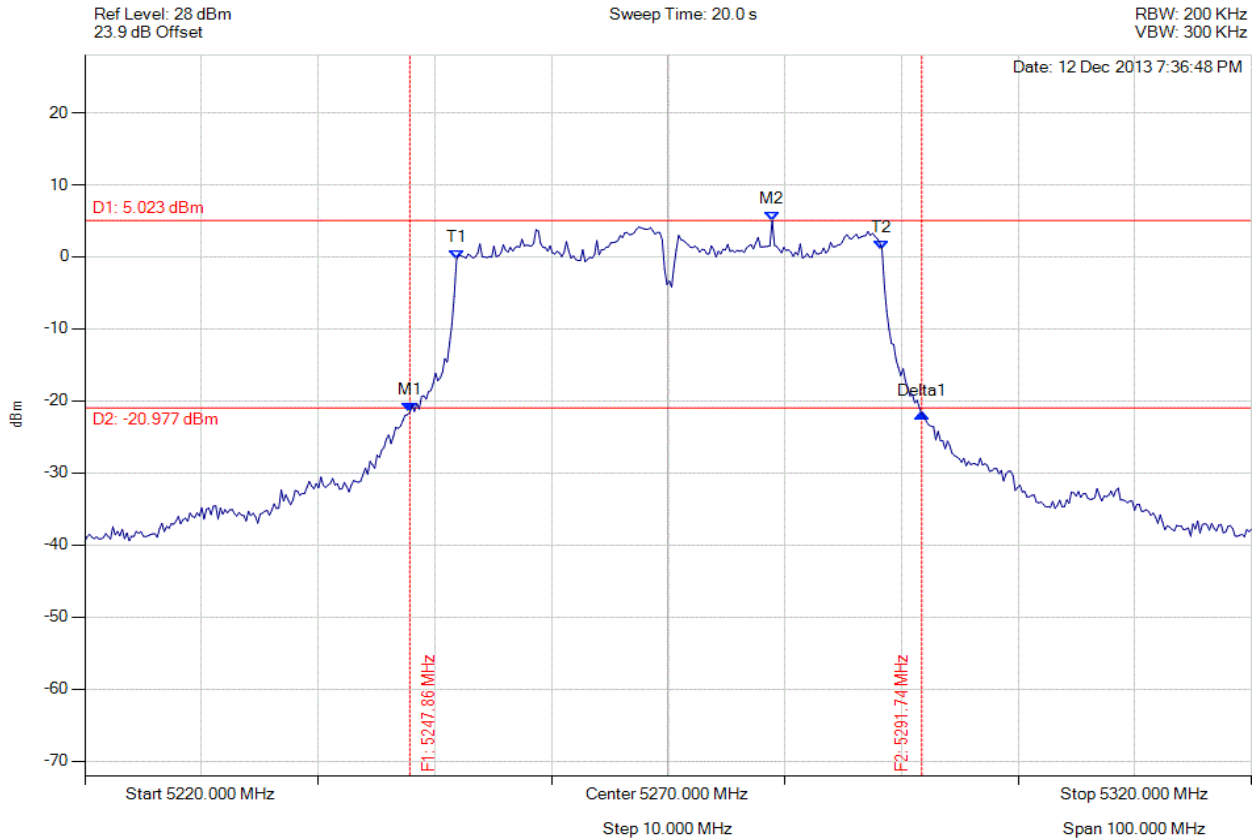


Title: Xirrus Inc. XI-AC1300, XI-AC867 (DFS Bands)
To: FCC 47 CFR Part 15.407 & IC RSS-210
Serial #: XIRR04-U8 Rev A
Issue Date: 22nd September 2014
Page: 261 of 492



26 dB & 99% BANDWIDTH

Variant: 802.11n HT-40, Channel: 5270.00 MHz, Chain c, Temp: Ambient, Voltage: 56 Vdc



Analyser Setup	Marker : Frequency : Amplitude	Test Results
Detector = MAX PEAK Sweep Count = 0 RF Atten (dB) = 20 Trace Mode = VIEW	M1 : 5247.856 MHz : -21.571 dBm M2 : 5278.918 MHz : 5.023 dBm Delta1 : 43.888 MHz : -0.218 dB T1 : 5251.864 MHz : -0.369 dBm T2 : 5288.337 MHz : 0.898 dBm OBW : 36.473 MHz	Measured 26 dB Bandwidth: 43.888 MHz Measured 99% Bandwidth: 36.473 MHz

[Back to the Matrix](#)

This test report may be reproduced in full only. The document may only be updated by MiCOM Labs personnel. Any changes will be noted in the Document History section of the report.

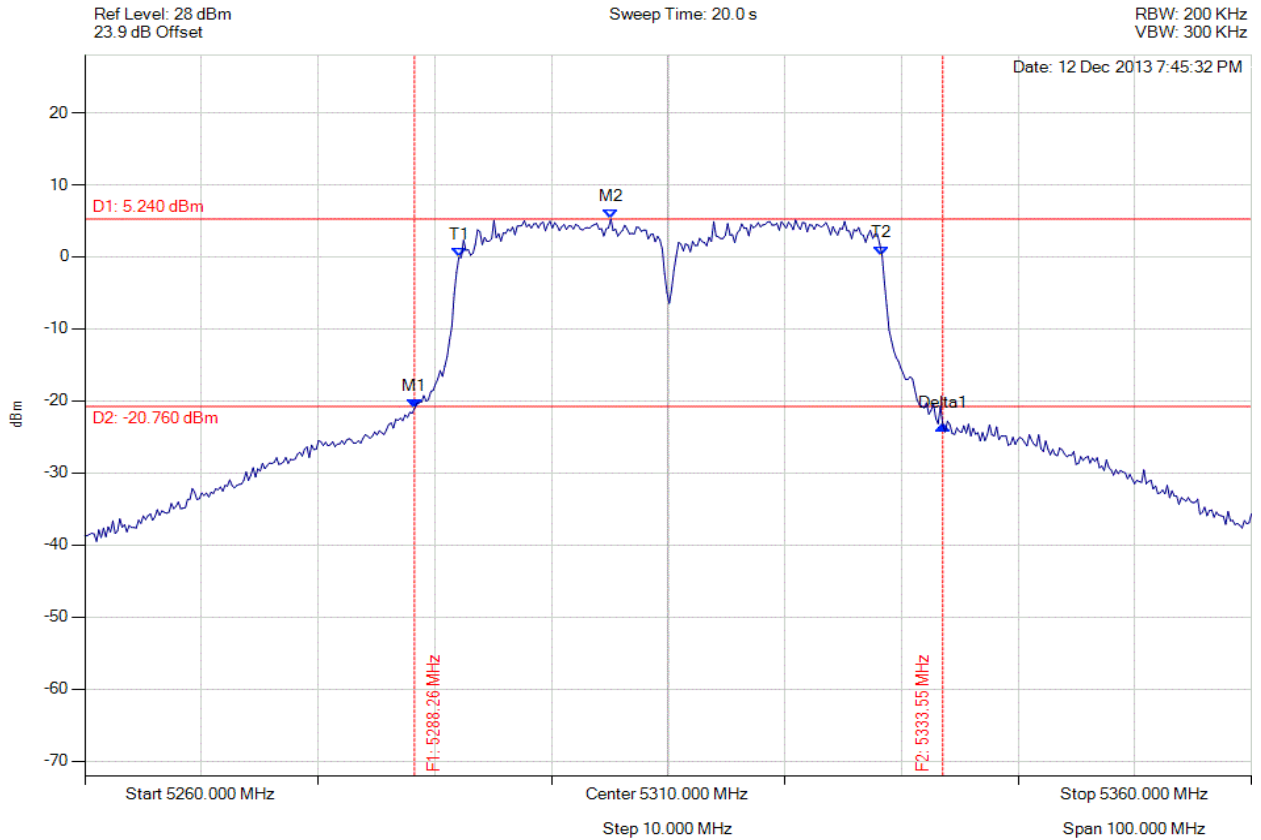


Title: Xirrus Inc. XI-AC1300, XI-AC867 (DFS Bands)
To: FCC 47 CFR Part 15.407 & IC RSS-210
Serial #: XIRR04-U8 Rev A
Issue Date: 22nd September 2014
Page: 262 of 492



26 dB & 99% BANDWIDTH

Variant: 802.11n HT-40, Channel: 5310.00 MHz, Chain a, Temp: Ambient, Voltage: 56 Vdc



Analyser Setup	Marker : Frequency : Amplitude	Test Results
Detector = MAX PEAK Sweep Count = 0 RF Atten (dB) = 20 Trace Mode = VIEW	M1 : 5288.257 MHz : -21.076 dBm M2 : 5305.090 MHz : 5.240 dBm Delta1 : 45.291 MHz : -2.290 dB T1 : 5292.064 MHz : -0.068 dBm T2 : 5328.337 MHz : 0.213 dBm OBW : 36.273 MHz	Measured 26 dB Bandwidth: 45.291 MHz Measured 99% Bandwidth: 36.273 MHz

[Back to the Matrix](#)

This test report may be reproduced in full only. The document may only be updated by MiCOM Labs personnel. Any changes will be noted in the Document History section of the report.

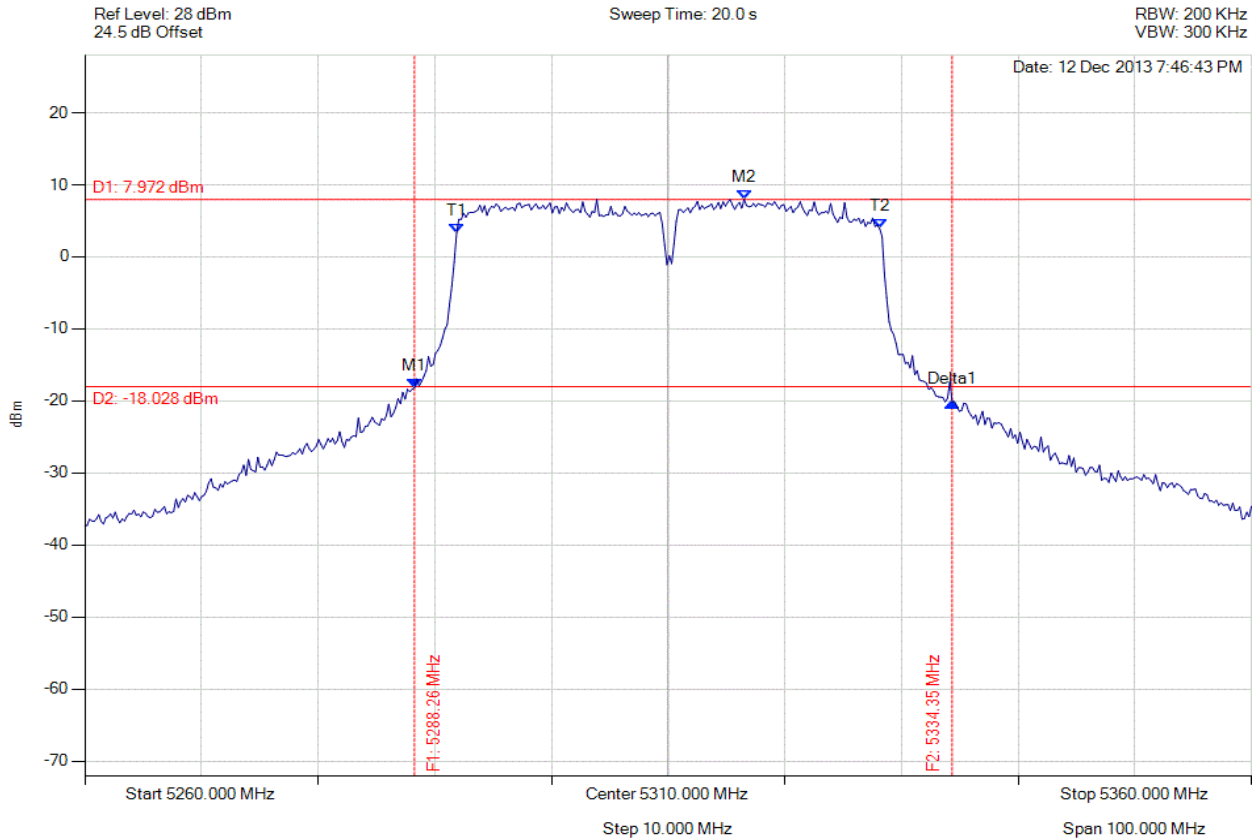


Title: Xirrus Inc. XI-AC1300, XI-AC867 (DFS Bands)
To: FCC 47 CFR Part 15.407 & IC RSS-210
Serial #: XIRR04-U8 Rev A
Issue Date: 22nd September 2014
Page: 263 of 492



26 dB & 99% BANDWIDTH

Variant: 802.11n HT-40, Channel: 5310.00 MHz, Chain b, Temp: Ambient, Voltage: 56 Vdc



Analyser Setup	Marker : Frequency : Amplitude	Test Results
Detector = MAX PEAK Sweep Count = 0 RF Atten (dB) = 20 Trace Mode = VIEW	M1 : 5288.257 MHz : -18.188 dBm M2 : 5316.513 MHz : 7.972 dBm Delta1 : 46.092 MHz : -1.950 dB T1 : 5291.864 MHz : 3.259 dBm T2 : 5328.136 MHz : 3.914 dBm OBW : 36.273 MHz	Measured 26 dB Bandwidth: 46.092 MHz Measured 99% Bandwidth: 36.273 MHz

[Back to the Matrix](#)

This test report may be reproduced in full only. The document may only be updated by MiCOM Labs personnel. Any changes will be noted in the Document History section of the report.

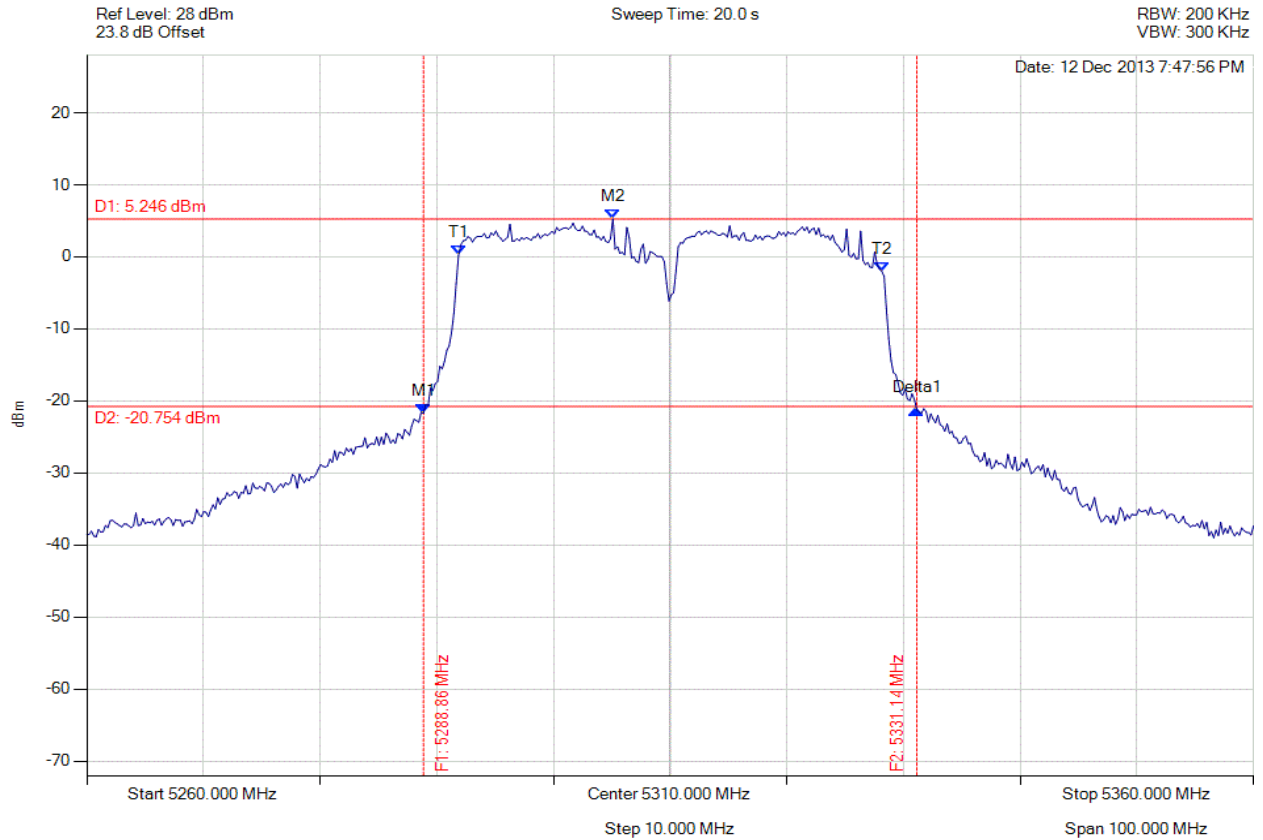


Title: Xirrus Inc. XI-AC1300, XI-AC867 (DFS Bands)
To: FCC 47 CFR Part 15.407 & IC RSS-210
Serial #: XIRR04-U8 Rev A
Issue Date: 22nd September 2014
Page: 264 of 492



26 dB & 99% BANDWIDTH

Variant: 802.11n HT-40, Channel: 5310.00 MHz, Chain c, Temp: Ambient, Voltage: 56 Vdc



Analyser Setup	Marker : Frequency : Amplitude	Test Results
Detector = MAX PEAK Sweep Count = 0 RF Atten (dB) = 20 Trace Mode = VIEW	M1 : 5288.858 MHz : -21.729 dBm M2 : 5305.090 MHz : 5.246 dBm Delta1 : 42.285 MHz : 0.502 dB T1 : 5291.864 MHz : 0.221 dBm T2 : 5328.136 MHz : -2.000 dBm OBW : 36.273 MHz	Measured 26 dB Bandwidth: 42.285 MHz Measured 99% Bandwidth: 36.273 MHz

[Back to the Matrix](#)

This test report may be reproduced in full only. The document may only be updated by MiCOM Labs personnel. Any changes will be noted in the Document History section of the report.

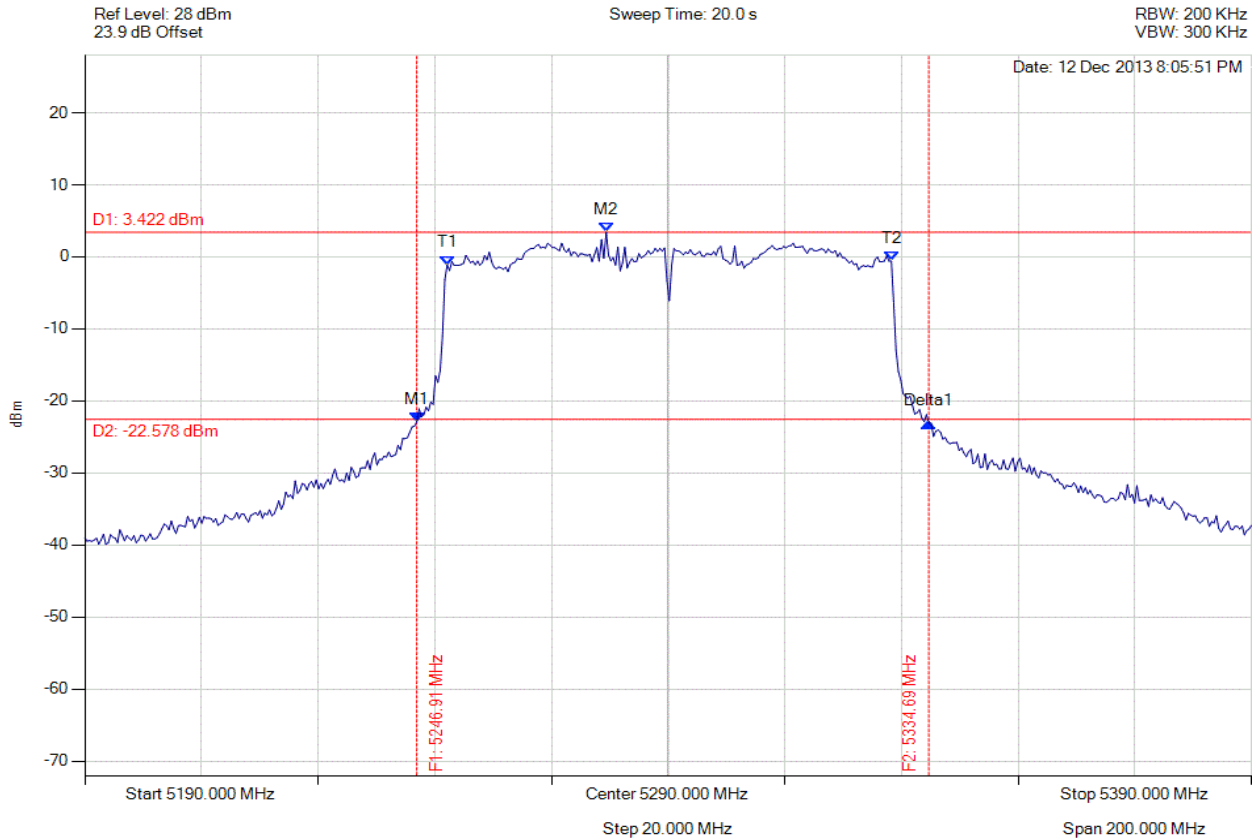


Title: Xirrus Inc. XI-AC1300, XI-AC867 (DFS Bands)
To: FCC 47 CFR Part 15.407 & IC RSS-210
Serial #: XIRR04-U8 Rev A
Issue Date: 22nd September 2014
Page: 265 of 492



26 dB & 99% BANDWIDTH

Variant: 802.11ac-80, Channel: 5290.00 MHz, Chain a, Temp: Ambient, Voltage: 56 Vdc



Analyser Setup	Marker : Frequency : Amplitude	Test Results
Detector = MAX PEAK Sweep Count = 0 RF Atten (dB) = 20 Trace Mode = VIEW	M1 : 5246.914 MHz : -22.872 dBm M2 : 5279.379 MHz : 3.422 dBm Delta1 : 87.776 MHz : -0.240 dB T1 : 5252.124 MHz : -1.125 dBm T2 : 5328.277 MHz : -0.603 dBm OBW : 76.152 MHz	Measured 26 dB Bandwidth: 87.776 MHz Measured 99% Bandwidth: 76.152 MHz

[Back to the Matrix](#)

This test report may be reproduced in full only. The document may only be updated by MiCOM Labs personnel. Any changes will be noted in the Document History section of the report.

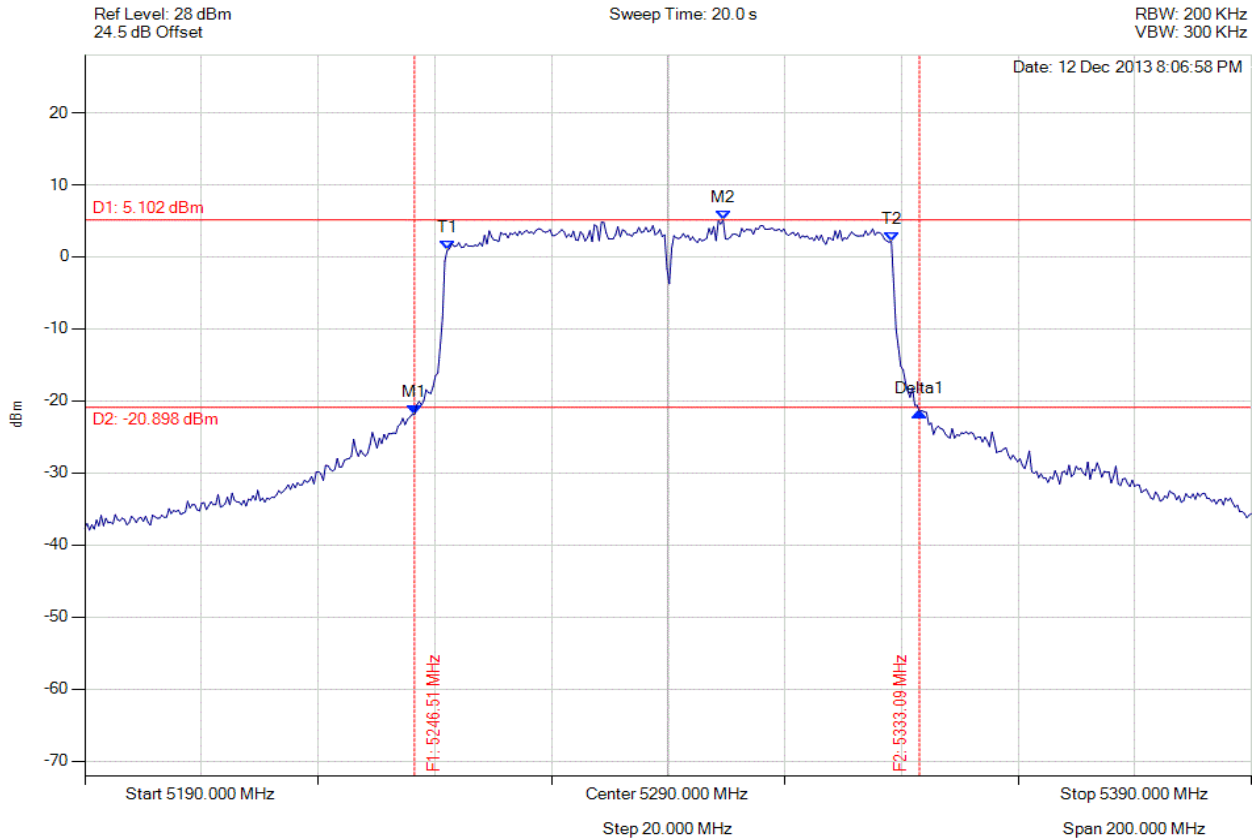


Title: Xirrus Inc. XI-AC1300, XI-AC867 (DFS Bands)
To: FCC 47 CFR Part 15.407 & IC RSS-210
Serial #: XIRR04-U8 Rev A
Issue Date: 22nd September 2014
Page: 266 of 492



26 dB & 99% BANDWIDTH

Variant: 802.11ac-80, Channel: 5290.00 MHz, Chain b, Temp: Ambient, Voltage: 56 Vdc



Analyser Setup	Marker : Frequency : Amplitude	Test Results
Detector = MAX PEAK Sweep Count = 0 RF Atten (dB) = 20 Trace Mode = VIEW	M1 : 5246.513 MHz : -21.916 dBm M2 : 5299.419 MHz : 5.102 dBm Delta1 : 86.573 MHz : 0.454 dB T1 : 5252.124 MHz : 0.890 dBm T2 : 5328.277 MHz : 2.163 dBm OBW : 76.152 MHz	Measured 26 dB Bandwidth: 86.573 MHz Measured 99% Bandwidth: 76.152 MHz

[Back to the Matrix](#)

This test report may be reproduced in full only. The document may only be updated by MiCOM Labs personnel. Any changes will be noted in the Document History section of the report.

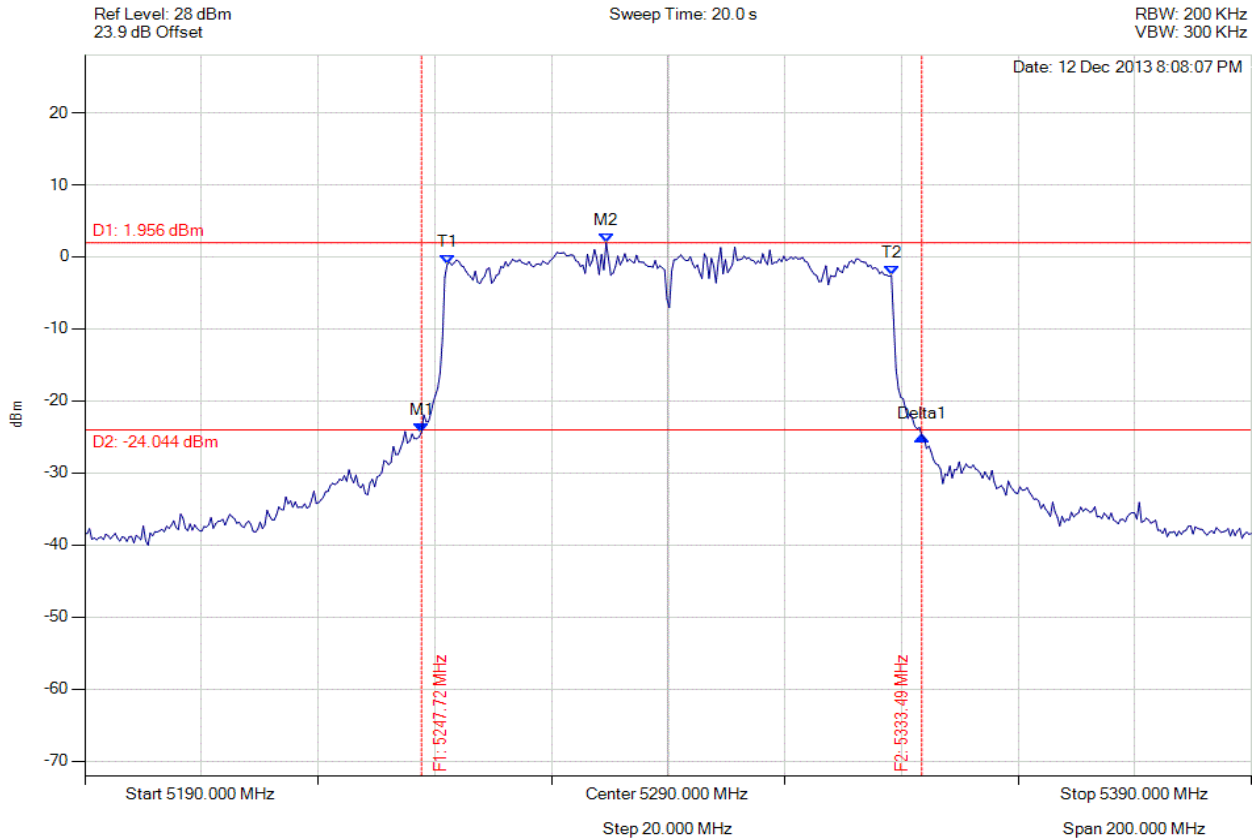


Title: Xirrus Inc. XI-AC1300, XI-AC867 (DFS Bands)
To: FCC 47 CFR Part 15.407 & IC RSS-210
Serial #: XIRR04-U8 Rev A
Issue Date: 22nd September 2014
Page: 267 of 492



26 dB & 99% BANDWIDTH

Variant: 802.11ac-80, Channel: 5290.00 MHz, Chain c, Temp: Ambient, Voltage: 56 Vdc



Analyser Setup	Marker : Frequency : Amplitude	Test Results
Detector = MAX PEAK Sweep Count = 0 RF Atten (dB) = 20 Trace Mode = VIEW	M1 : 5247.715 MHz : -24.326 dBm M2 : 5279.379 MHz : 1.956 dBm Delta1 : 85.772 MHz : -0.529 dB T1 : 5252.124 MHz : -1.054 dBm T2 : 5328.277 MHz : -2.573 dBm OBW : 76.152 MHz	Measured 26 dB Bandwidth: 85.772 MHz Measured 99% Bandwidth: 76.152 MHz

[Back to the Matrix](#)

This test report may be reproduced in full only. The document may only be updated by MiCOM Labs personnel. Any changes will be noted in the Document History section of the report.

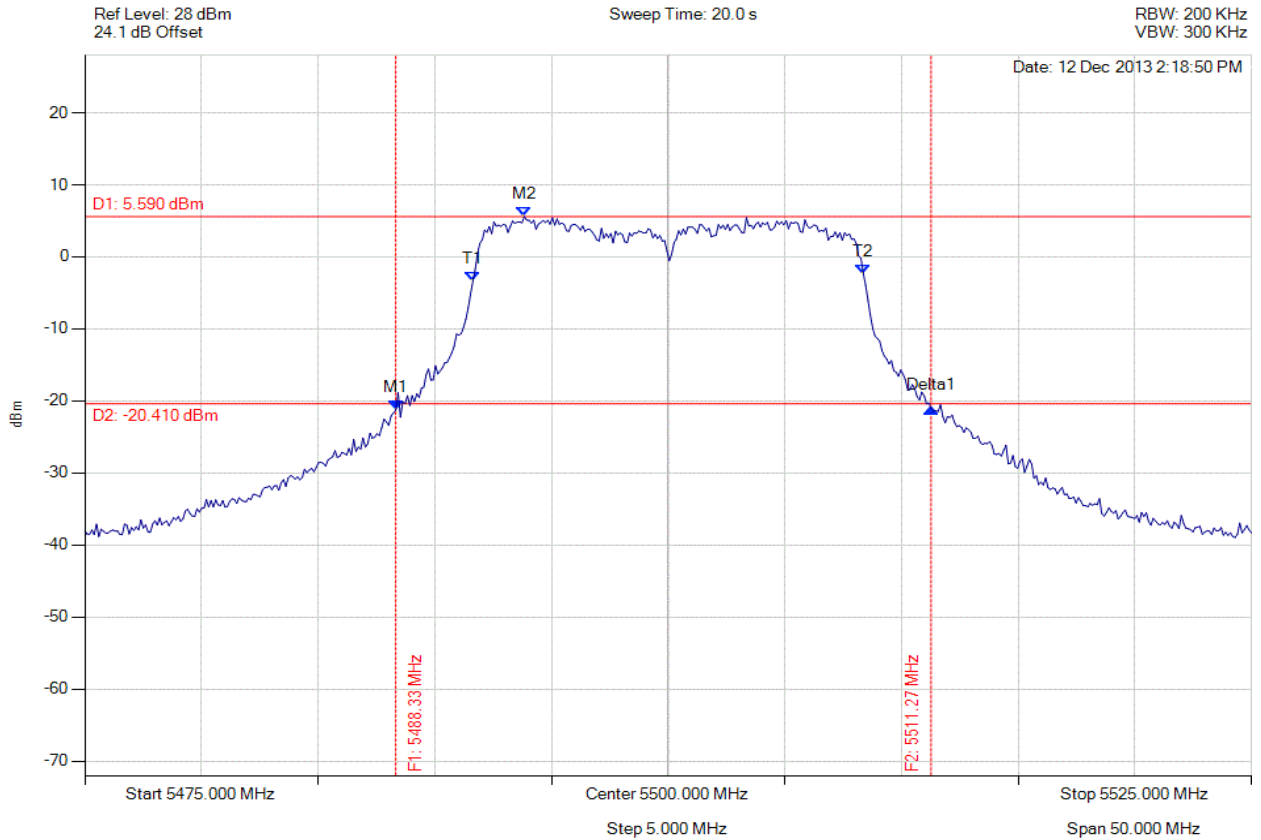


Title: Xirrus Inc. XI-AC1300, XI-AC867 (DFS Bands)
To: FCC 47 CFR Part 15.407 & IC RSS-210
Serial #: XIRR04-U8 Rev A
Issue Date: 22nd September 2014
Page: 268 of 492



26 dB & 99% BANDWIDTH

Variant: 802.11a, Channel: 5500.00 MHz, Chain a, Temp: Ambient, Voltage: 56 Vdc



Analyser Setup	Marker : Frequency : Amplitude	Test Results
Detector = MAX PEAK Sweep Count = 0 RF Atten (dB) = 20 Trace Mode = VIEW	M1 : 5488.327 MHz : -21.263 dBm M2 : 5493.838 MHz : 5.590 dBm Delta1 : 22.946 MHz : 0.289 dB T1 : 5491.633 MHz : -3.346 dBm T2 : 5508.367 MHz : -2.317 dBm OBW : 16.733 MHz	Measured 26 dB Bandwidth: 22.946 MHz Measured 99% Bandwidth: 16.733 MHz

[Back to the Matrix](#)

This test report may be reproduced in full only. The document may only be updated by MiCOM Labs personnel. Any changes will be noted in the Document History section of the report.

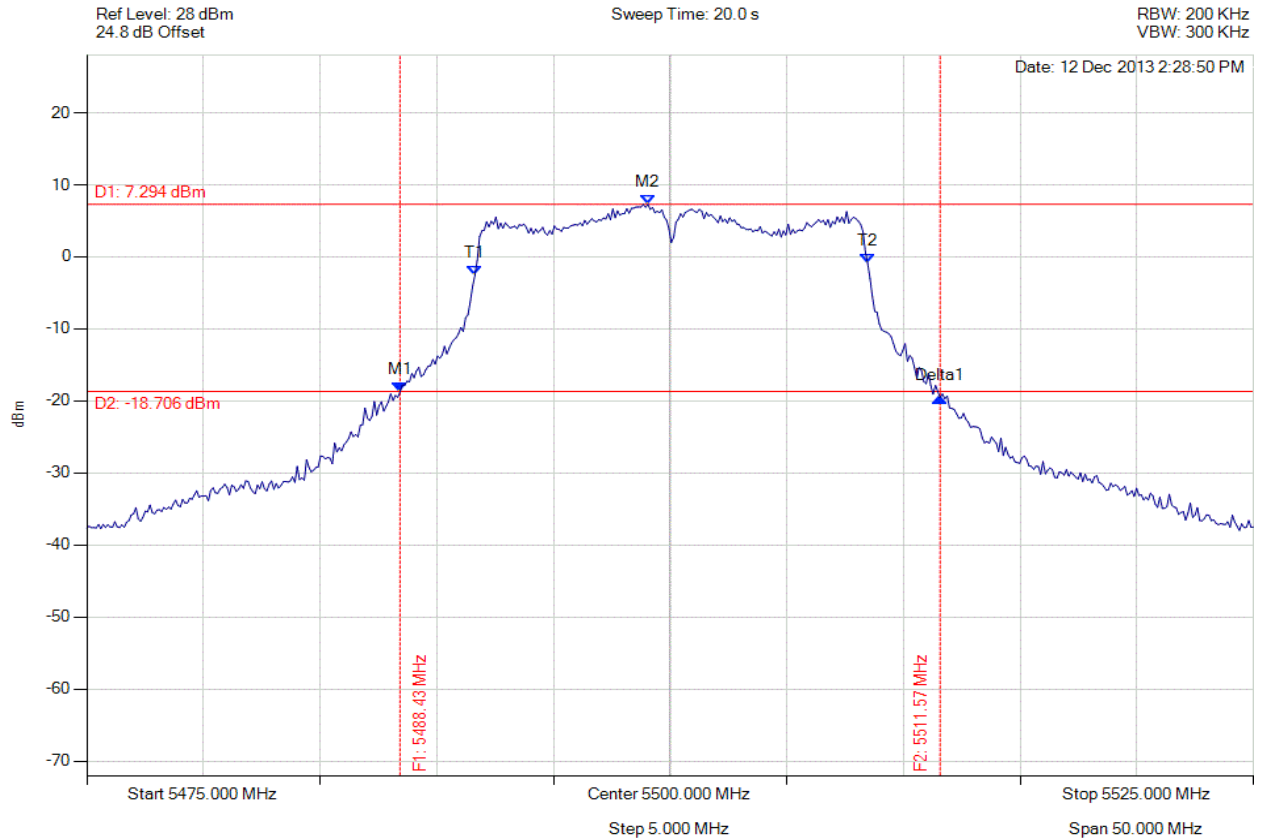


Title: Xirrus Inc. XI-AC1300, XI-AC867 (DFS Bands)
To: FCC 47 CFR Part 15.407 & IC RSS-210
Serial #: XIRR04-U8 Rev A
Issue Date: 22nd September 2014
Page: 269 of 492



26 dB & 99% BANDWIDTH

Variant: 802.11a, Channel: 5500.00 MHz, Chain b, Temp: Ambient, Voltage: 56 Vdc



Analyser Setup	Marker : Frequency : Amplitude	Test Results
Detector = MAX PEAK Sweep Count = 0 RF Atten (dB) = 20 Trace Mode = VIEW	M1 : 5488.427 MHz : -18.738 dBm M2 : 5499.048 MHz : 7.294 dBm Delta1 : 23.146 MHz : -0.816 dB T1 : 5491.633 MHz : -2.561 dBm T2 : 5508.467 MHz : -0.914 dBm OBW : 16.834 MHz	Measured 26 dB Bandwidth: 23.146 MHz Measured 99% Bandwidth: 16.834 MHz

[Back to the Matrix](#)

This test report may be reproduced in full only. The document may only be updated by MiCOM Labs personnel. Any changes will be noted in the Document History section of the report.

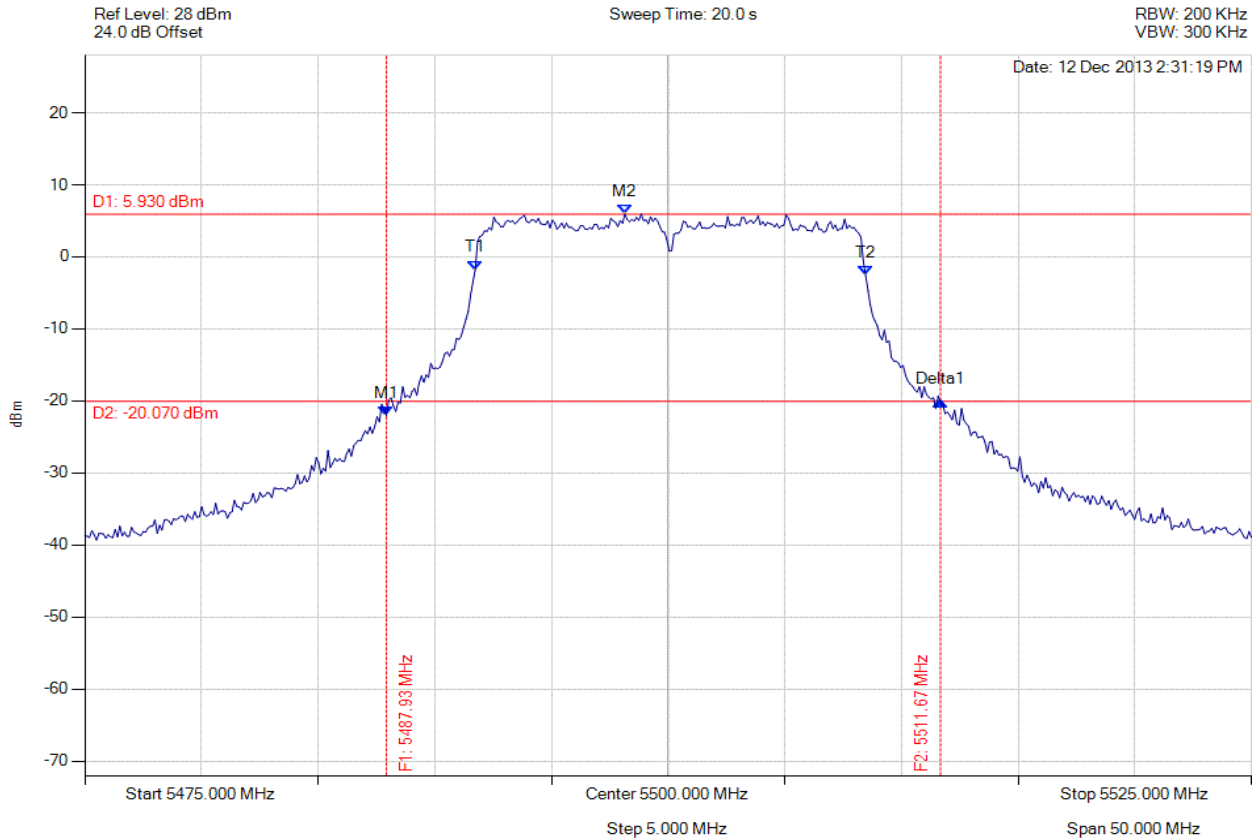


Title: Xirrus Inc. XI-AC1300, XI-AC867 (DFS Bands)
To: FCC 47 CFR Part 15.407 & IC RSS-210
Serial #: XIRR04-U8 Rev A
Issue Date: 22nd September 2014
Page: 270 of 492



26 dB & 99% BANDWIDTH

Variant: 802.11a, Channel: 5500.00 MHz, Chain c, Temp: Ambient, Voltage: 56 Vdc



Analyser Setup	Marker : Frequency : Amplitude	Test Results
Detector = MAX PEAK Sweep Count = 0 RF Atten (dB) = 20 Trace Mode = VIEW	M1 : 5487.926 MHz : -22.061 dBm M2 : 5498.146 MHz : 5.930 dBm Delta1 : 23.747 MHz : 1.950 dB T1 : 5491.733 MHz : -1.784 dBm T2 : 5508.467 MHz : -2.606 dBm OBW : 16.733 MHz	Measured 26 dB Bandwidth: 23.747 MHz Measured 99% Bandwidth: 16.733 MHz

[Back to the Matrix](#)

This test report may be reproduced in full only. The document may only be updated by MiCOM Labs personnel. Any changes will be noted in the Document History section of the report.

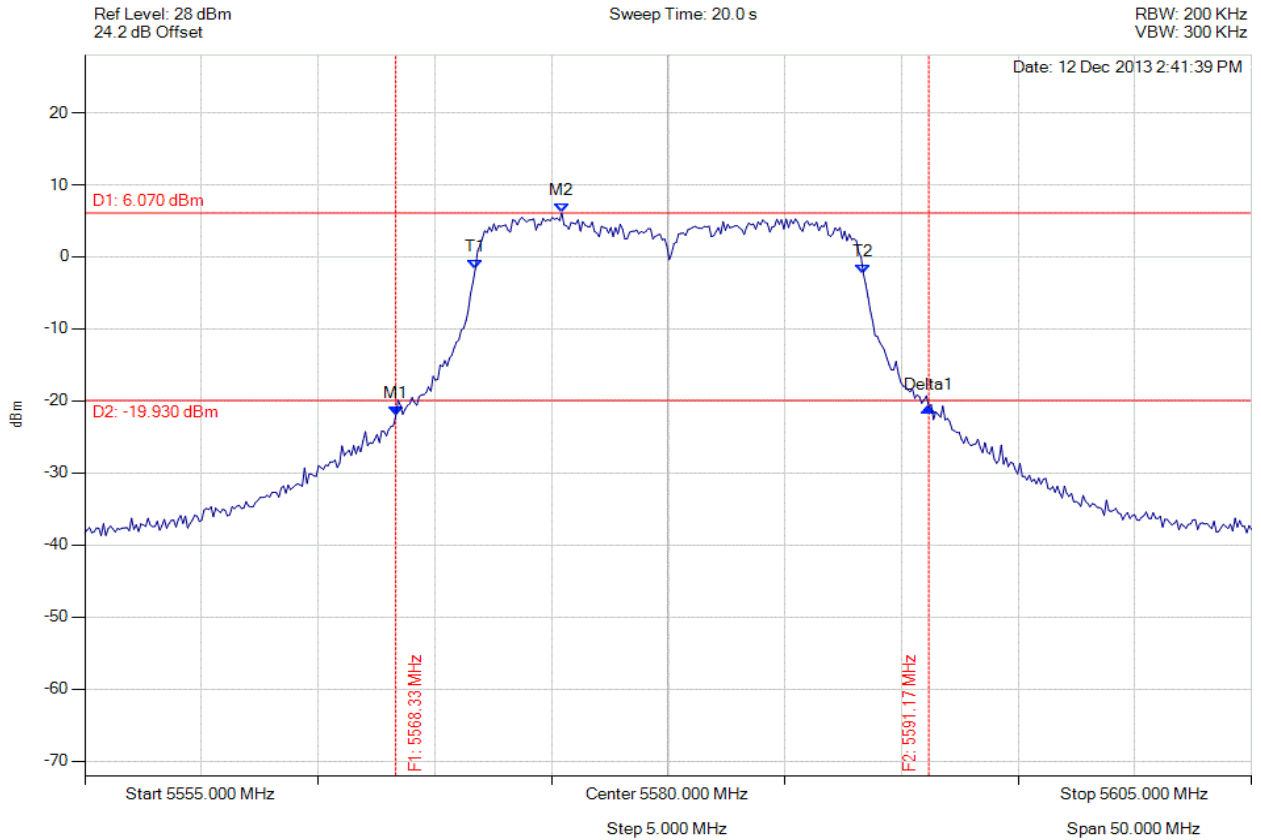


Title: Xirrus Inc. XI-AC1300, XI-AC867 (DFS Bands)
To: FCC 47 CFR Part 15.407 & IC RSS-210
Serial #: XIRR04-U8 Rev A
Issue Date: 22nd September 2014
Page: 271 of 492



26 dB & 99% BANDWIDTH

Variante: 802.11a, Channel: 5580.00 MHz, Chain a, Temp: Ambient, Voltage: 56 Vdc



Analyser Setup	Marker : Frequency : Amplitude	Test Results
Detector = MAX PEAK Sweep Count = 0 RF Atten (dB) = 20 Trace Mode = VIEW	M1 : 5568.327 MHz : -22.036 dBm M2 : 5575.441 MHz : 6.070 dBm Delta1 : 22.846 MHz : 1.180 dB T1 : 5571.733 MHz : -1.739 dBm T2 : 5588.367 MHz : -2.325 dBm OBW : 16.633 MHz	Measured 26 dB Bandwidth: 22.846 MHz Measured 99% Bandwidth: 16.633 MHz

[Back to the Matrix](#)

This test report may be reproduced in full only. The document may only be updated by MiCOM Labs personnel. Any changes will be noted in the Document History section of the report.

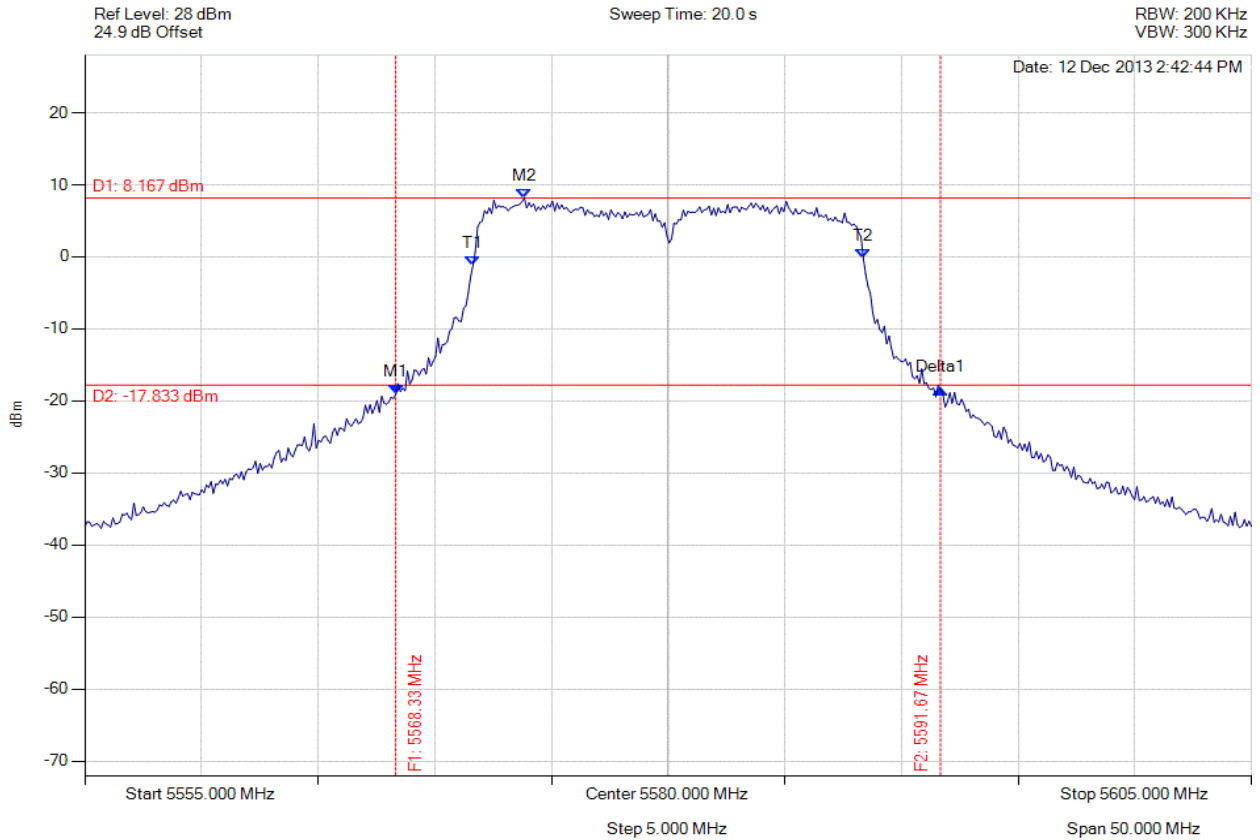


Title: Xirrus Inc. XI-AC1300, XI-AC867 (DFS Bands)
To: FCC 47 CFR Part 15.407 & IC RSS-210
Serial #: XIRR04-U8 Rev A
Issue Date: 22nd September 2014
Page: 272 of 492



26 dB & 99% BANDWIDTH

Variant: 802.11a, Channel: 5580.00 MHz, Chain b, Temp: Ambient, Voltage: 56 Vdc



Analyser Setup	Marker : Frequency : Amplitude	Test Results
Detector = MAX PEAK Sweep Count = 0 RF Atten (dB) = 20 Trace Mode = VIEW	M1 : 5568.327 MHz : -19.081 dBm M2 : 5573.838 MHz : 8.167 dBm Delta1 : 23.347 MHz : 0.683 dB T1 : 5571.633 MHz : -1.205 dBm T2 : 5588.367 MHz : -0.218 dBm OBW : 16.733 MHz	Measured 26 dB Bandwidth: 23.347 MHz Measured 99% Bandwidth: 16.733 MHz

[Back to the Matrix](#)

This test report may be reproduced in full only. The document may only be updated by MiCOM Labs personnel. Any changes will be noted in the Document History section of the report.

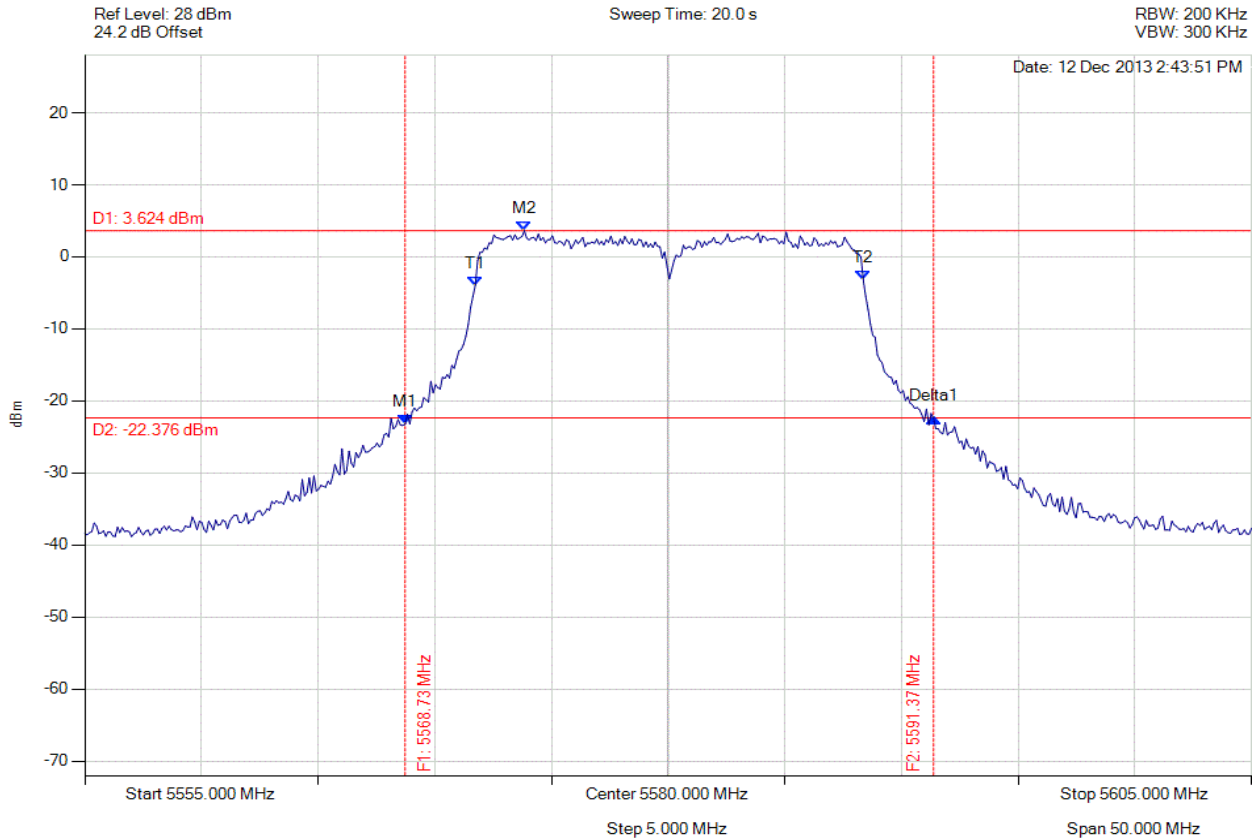


Title: Xirrus Inc. XI-AC1300, XI-AC867 (DFS Bands)
To: FCC 47 CFR Part 15.407 & IC RSS-210
Serial #: XIRR04-U8 Rev A
Issue Date: 22nd September 2014
Page: 273 of 492



26 dB & 99% BANDWIDTH

Variant: 802.11a, Channel: 5580.00 MHz, Chain c, Temp: Ambient, Voltage: 56 Vdc



Analyser Setup	Marker : Frequency : Amplitude	Test Results
Detector = MAX PEAK Sweep Count = 0 RF Atten (dB) = 20 Trace Mode = VIEW	M1 : 5568.727 MHz : -23.234 dBm M2 : 5573.838 MHz : 3.624 dBm Delta1 : 22.645 MHz : 0.822 dB T1 : 5571.733 MHz : -4.031 dBm T2 : 5588.367 MHz : -3.273 dBm OBW : 16.633 MHz	Measured 26 dB Bandwidth: 22.645 MHz Measured 99% Bandwidth: 16.633 MHz

[Back to the Matrix](#)

This test report may be reproduced in full only. The document may only be updated by MiCOM Labs personnel. Any changes will be noted in the Document History section of the report.

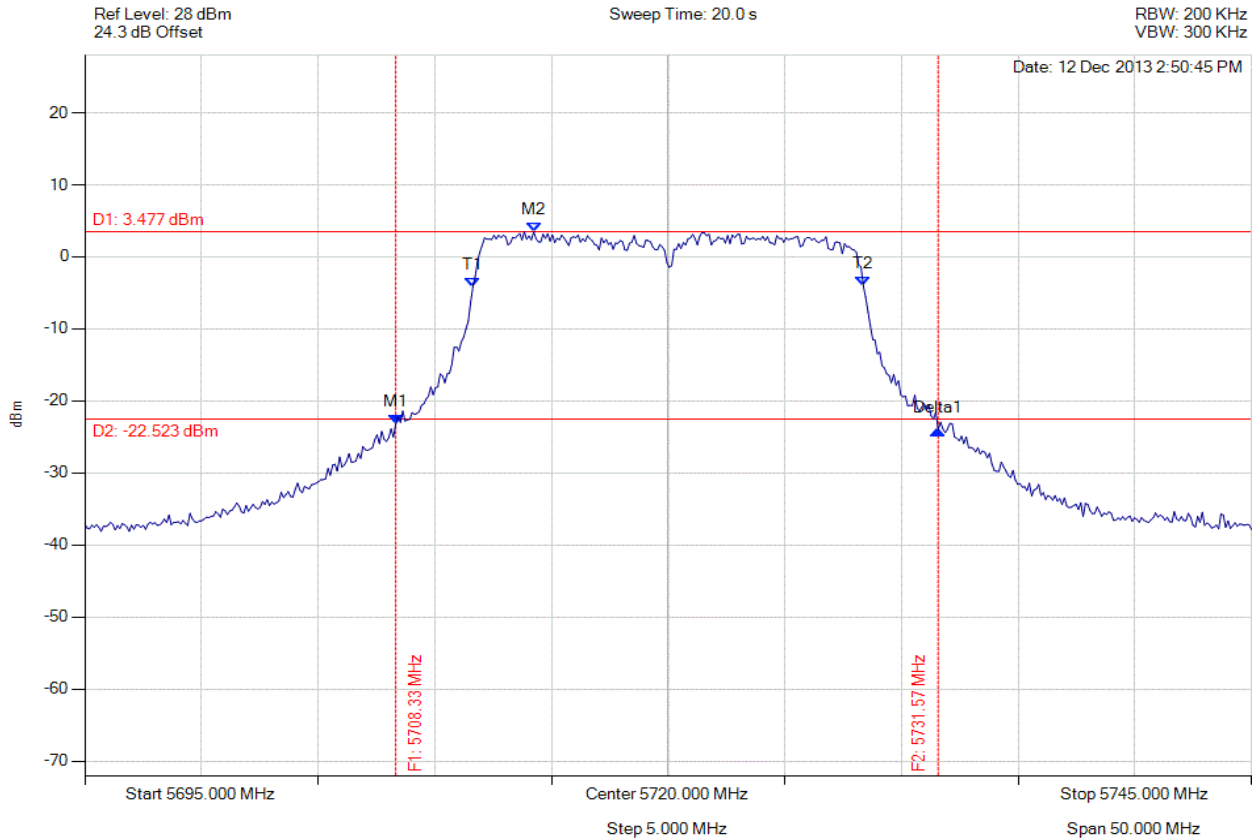


Title: Xirrus Inc. XI-AC1300, XI-AC867 (DFS Bands)
To: FCC 47 CFR Part 15.407 & IC RSS-210
Serial #: XIRR04-U8 Rev A
Issue Date: 22nd September 2014
Page: 274 of 492



26 dB & 99% BANDWIDTH

Variant: 802.11a, Channel: 5720.00 MHz, Chain a, Temp: Ambient, Voltage: 56 Vdc



Analyser Setup	Marker : Frequency : Amplitude	Test Results
Detector = MAX PEAK Sweep Count = 0 RF Atten (dB) = 20 Trace Mode = VIEW	M1 : 5708.327 MHz : -23.153 dBm M2 : 5714.238 MHz : 3.477 dBm Delta1 : 23.246 MHz : -0.846 dB T1 : 5711.633 MHz : -4.149 dBm T2 : 5728.367 MHz : -4.070 dBm OBW : 16.733 MHz	Measured 26 dB Bandwidth: 23.246 MHz Measured 99% Bandwidth: 16.733 MHz

[Back to the Matrix](#)

This test report may be reproduced in full only. The document may only be updated by MiCOM Labs personnel. Any changes will be noted in the Document History section of the report.

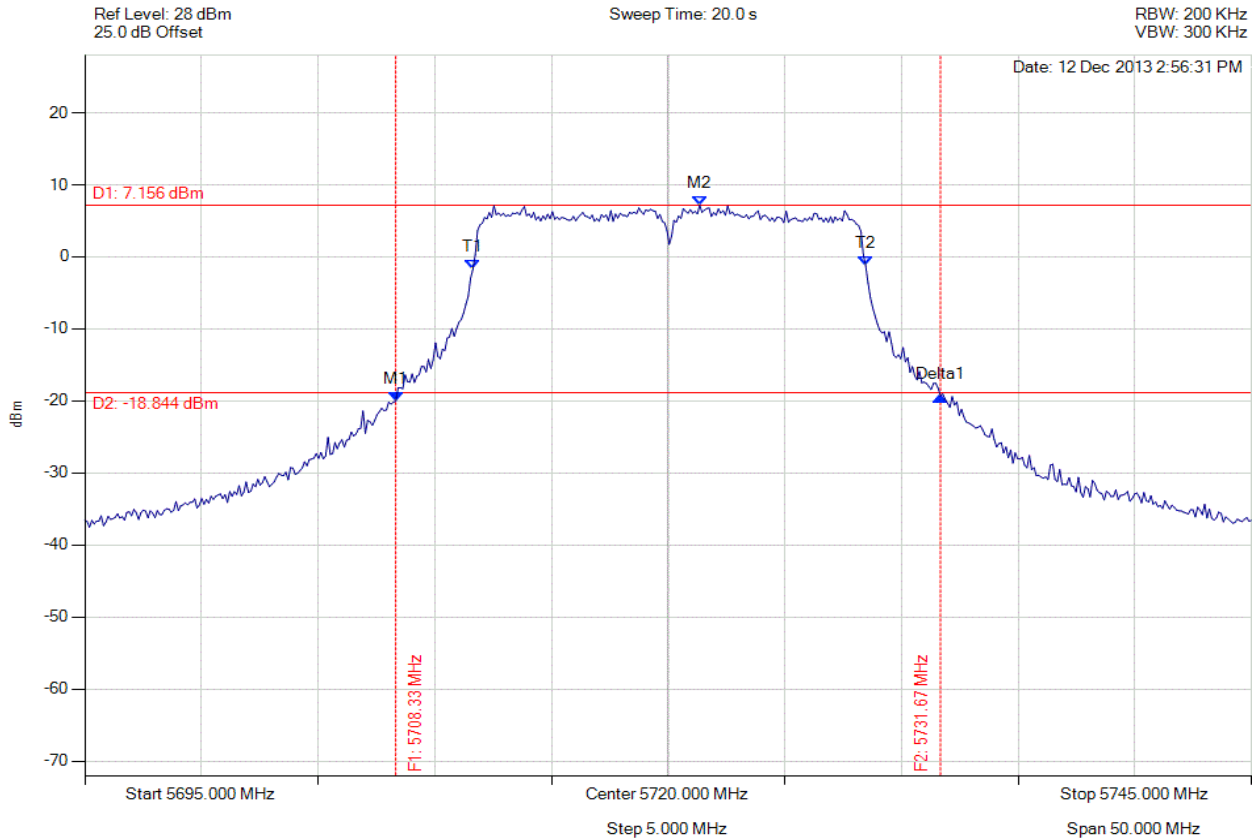


Title: Xirrus Inc. XI-AC1300, XI-AC867 (DFS Bands)
To: FCC 47 CFR Part 15.407 & IC RSS-210
Serial #: XIRR04-U8 Rev A
Issue Date: 22nd September 2014
Page: 275 of 492



26 dB & 99% BANDWIDTH

Variant: 802.11a, Channel: 5720.00 MHz, Chain b, Temp: Ambient, Voltage: 56 Vdc



Analyser Setup	Marker : Frequency : Amplitude	Test Results
Detector = MAX PEAK Sweep Count = 0 RF Atten (dB) = 20 Trace Mode = VIEW	M1 : 5708.327 MHz : -20.051 dBm M2 : 5721.353 MHz : 7.156 dBm Delta1 : 23.347 MHz : 0.724 dB T1 : 5711.633 MHz : -1.715 dBm T2 : 5728.467 MHz : -1.223 dBm OBW : 16.834 MHz	Measured 26 dB Bandwidth: 23.347 MHz Measured 99% Bandwidth: 16.834 MHz

[Back to the Matrix](#)

This test report may be reproduced in full only. The document may only be updated by MiCOM Labs personnel. Any changes will be noted in the Document History section of the report.

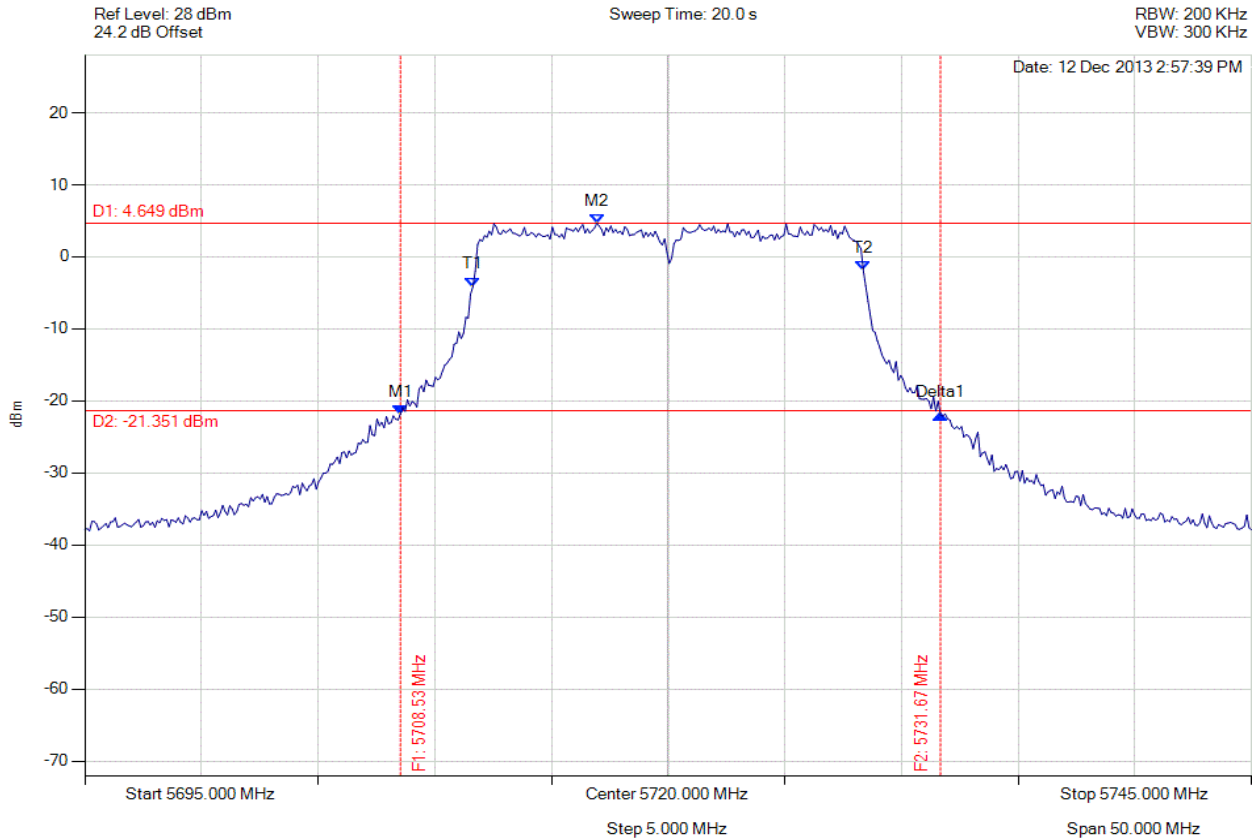


Title: Xirrus Inc. XI-AC1300, XI-AC867 (DFS Bands)
To: FCC 47 CFR Part 15.407 & IC RSS-210
Serial #: XIRR04-U8 Rev A
Issue Date: 22nd September 2014
Page: 276 of 492



26 dB & 99% BANDWIDTH

Variant: 802.11a, Channel: 5720.00 MHz, Chain c, Temp: Ambient, Voltage: 56 Vdc



Analyser Setup	Marker : Frequency : Amplitude	Test Results
Detector = MAX PEAK Sweep Count = 0 RF Atten (dB) = 20 Trace Mode = VIEW	M1 : 5708.527 MHz : -21.817 dBm M2 : 5716.944 MHz : 4.649 dBm Delta1 : 23.146 MHz : -0.128 dB T1 : 5711.633 MHz : -4.121 dBm T2 : 5728.367 MHz : -1.922 dBm OBW : 16.733 MHz	Measured 26 dB Bandwidth: 23.146 MHz Measured 99% Bandwidth: 16.733 MHz

[Back to the Matrix](#)

This test report may be reproduced in full only. The document may only be updated by MiCOM Labs personnel. Any changes will be noted in the Document History section of the report.

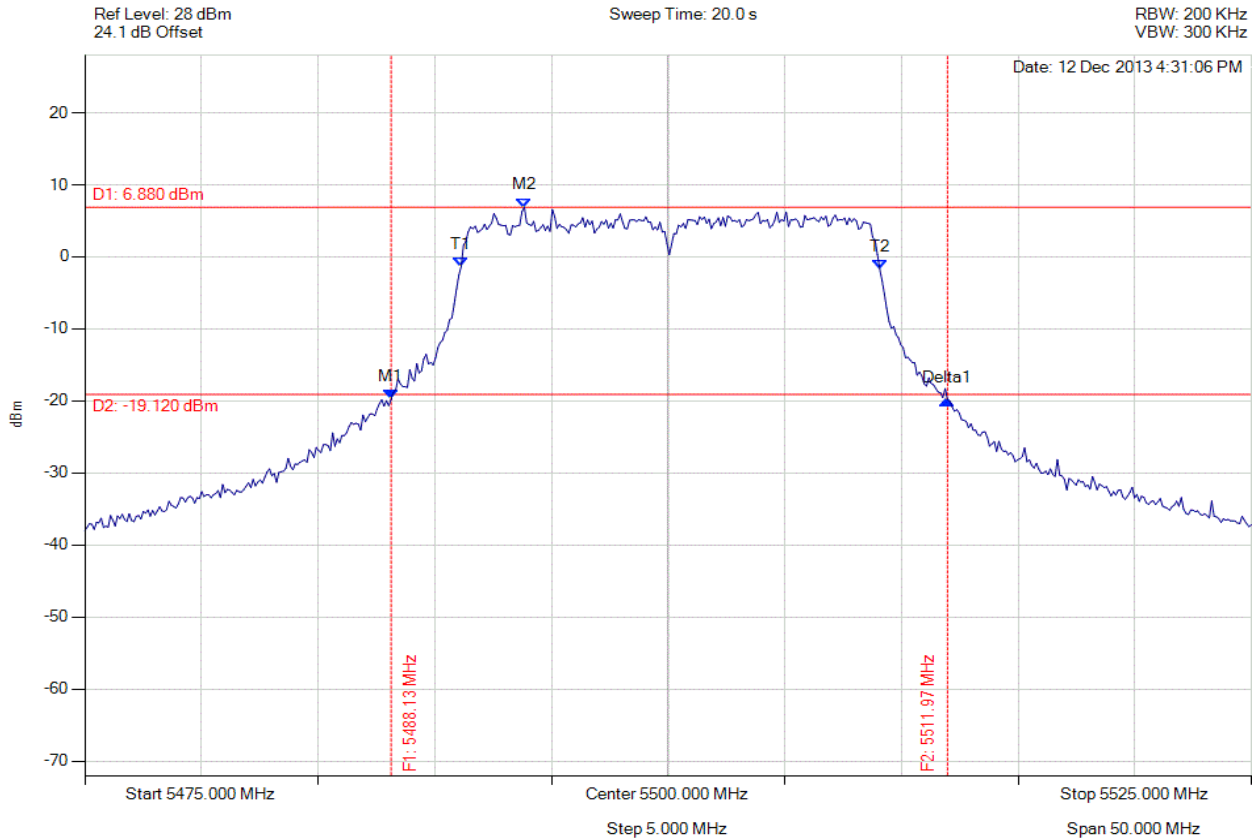


Title: Xirrus Inc. XI-AC1300, XI-AC867 (DFS Bands)
To: FCC 47 CFR Part 15.407 & IC RSS-210
Serial #: XIRR04-U8 Rev A
Issue Date: 22nd September 2014
Page: 277 of 492



26 dB & 99% BANDWIDTH

Variant: 802.11n HT-20, Channel: 5500.00 MHz, Chain a, Temp: Ambient, Voltage: 56 Vdc



Analyser Setup	Marker : Frequency : Amplitude	Test Results
Detector = MAX PEAK Sweep Count = 0 RF Atten (dB) = 20 Trace Mode = VIEW	M1 : 5488.126 MHz : -19.793 dBm M2 : 5493.838 MHz : 6.880 dBm Delta1 : 23.848 MHz : -0.061 dB T1 : 5491.132 MHz : -1.345 dBm T2 : 5509.068 MHz : -1.656 dBm OBW : 17.936 MHz	Measured 26 dB Bandwidth: 23.848 MHz Measured 99% Bandwidth: 17.936 MHz

[Back to the Matrix](#)

This test report may be reproduced in full only. The document may only be updated by MiCOM Labs personnel. Any changes will be noted in the Document History section of the report.

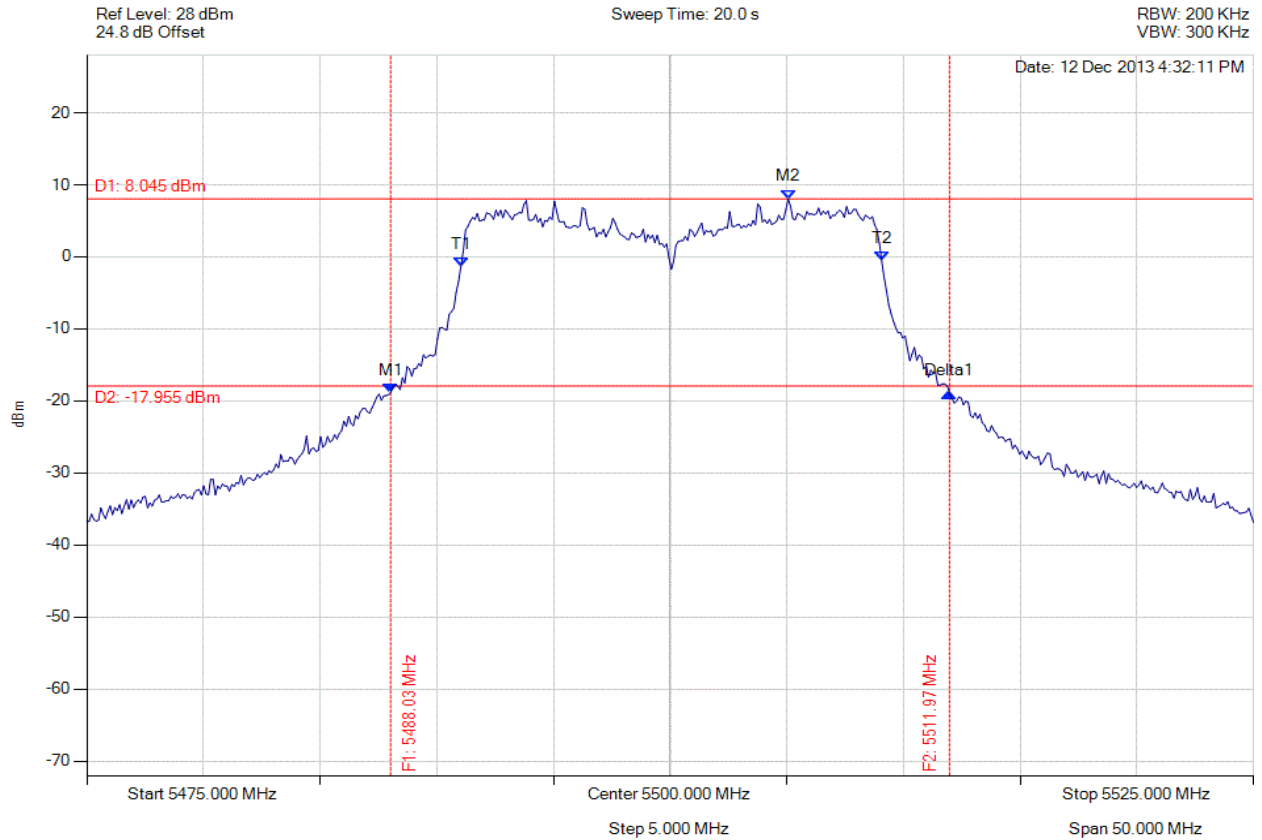


Title: Xirrus Inc. XI-AC1300, XI-AC867 (DFS Bands)
To: FCC 47 CFR Part 15.407 & IC RSS-210
Serial #: XIRR04-U8 Rev A
Issue Date: 22nd September 2014
Page: 278 of 492



26 dB & 99% BANDWIDTH

Variant: 802.11n HT-20, Channel: 5500.00 MHz, Chain b, Temp: Ambient, Voltage: 56 Vdc



Analyser Setup	Marker : Frequency : Amplitude	Test Results
Detector = MAX PEAK Sweep Count = 0 RF Atten (dB) = 20 Trace Mode = VIEW	M1 : 5488.026 MHz : -18.833 dBm M2 : 5505.060 MHz : 8.045 dBm Delta1 : 23.948 MHz : -0.065 dB T1 : 5491.032 MHz : -1.343 dBm T2 : 5509.068 MHz : -0.588 dBm OBW : 18.036 MHz	Measured 26 dB Bandwidth: 23.948 MHz Measured 99% Bandwidth: 18.036 MHz

[Back to the Matrix](#)

This test report may be reproduced in full only. The document may only be updated by MiCOM Labs personnel. Any changes will be noted in the Document History section of the report.

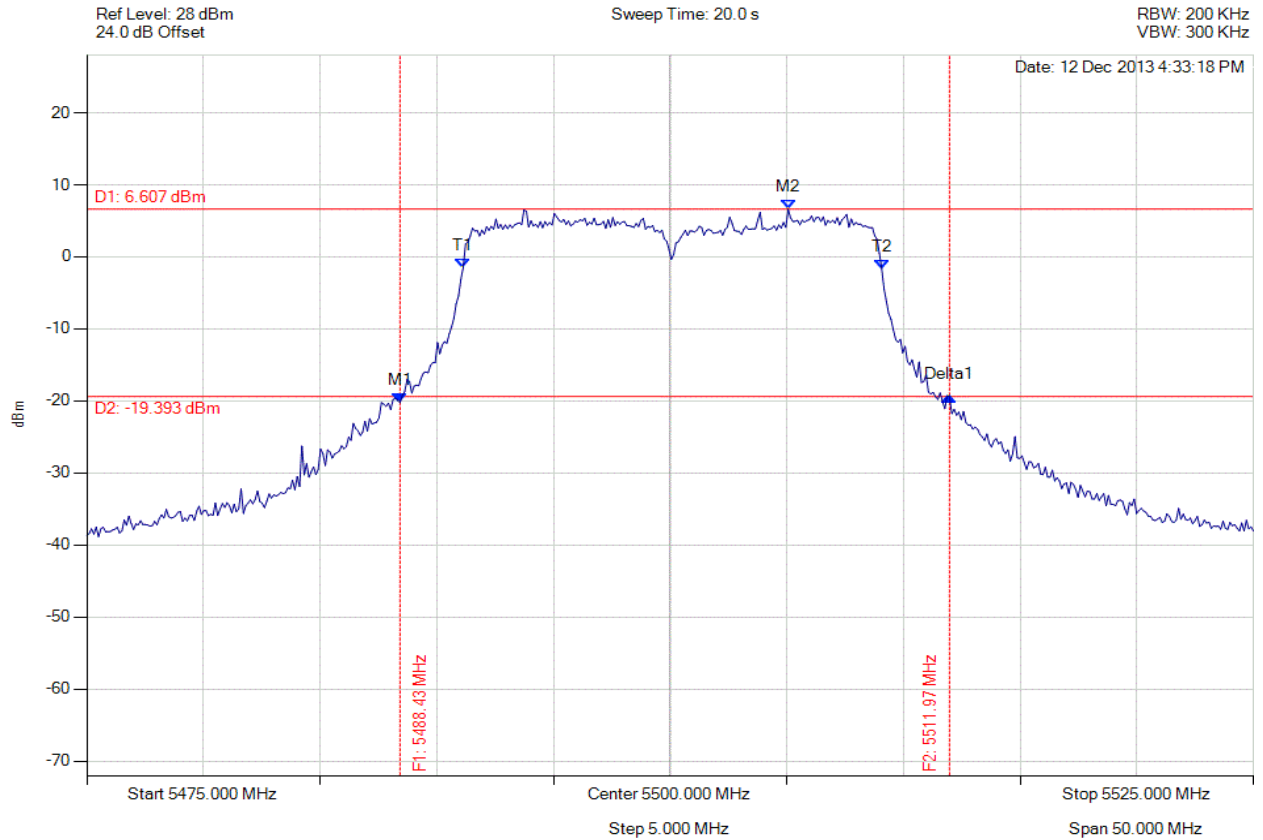


Title: Xirrus Inc. XI-AC1300, XI-AC867 (DFS Bands)
To: FCC 47 CFR Part 15.407 & IC RSS-210
Serial #: XIRR04-U8 Rev A
Issue Date: 22nd September 2014
Page: 279 of 492



26 dB & 99% BANDWIDTH

Variant: 802.11n HT-20, Channel: 5500.00 MHz, Chain c, Temp: Ambient, Voltage: 56 Vdc



Analyser Setup	Marker : Frequency : Amplitude	Test Results
Detector = MAX PEAK Sweep Count = 0 RF Atten (dB) = 20 Trace Mode = VIEW	M1 : 5488.427 MHz : -20.259 dBm M2 : 5505.060 MHz : 6.607 dBm Delta1 : 23.547 MHz : 0.850 dB T1 : 5491.132 MHz : -1.477 dBm T2 : 5509.068 MHz : -1.685 dBm OBW : 17.936 MHz	Measured 26 dB Bandwidth: 23.547 MHz Measured 99% Bandwidth: 17.936 MHz

[Back to the Matrix](#)

This test report may be reproduced in full only. The document may only be updated by MiCOM Labs personnel. Any changes will be noted in the Document History section of the report.

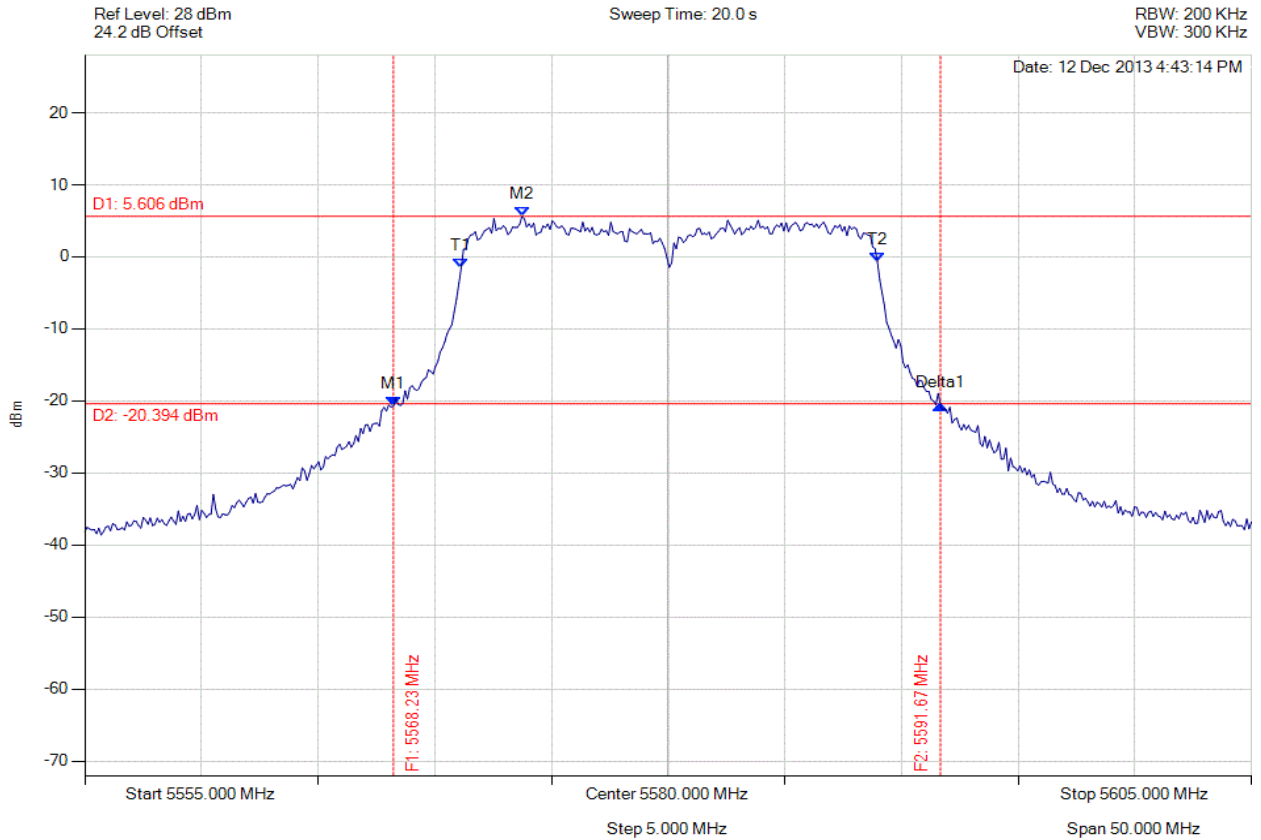


Title: Xirrus Inc. XI-AC1300, XI-AC867 (DFS Bands)
To: FCC 47 CFR Part 15.407 & IC RSS-210
Serial #: XIRR04-U8 Rev A
Issue Date: 22nd September 2014
Page: 280 of 492



26 dB & 99% BANDWIDTH

Variants: 802.11n HT-20, Channel: 5580.00 MHz, Chain a, Temp: Ambient, Voltage: 56 Vdc



Analyser Setup	Marker : Frequency : Amplitude	Test Results
Detector = MAX PEAK Sweep Count = 0 RF Atten (dB) = 20 Trace Mode = VIEW	M1 : 5568.226 MHz : -20.727 dBm M2 : 5573.737 MHz : 5.606 dBm Delta1 : 23.447 MHz : 0.112 dB T1 : 5571.132 MHz : -1.504 dBm T2 : 5588.968 MHz : -0.700 dBm OBW : 17.836 MHz	Measured 26 dB Bandwidth: 23.447 MHz Measured 99% Bandwidth: 17.836 MHz

[Back to the Matrix](#)

This test report may be reproduced in full only. The document may only be updated by MiCOM Labs personnel. Any changes will be noted in the Document History section of the report.

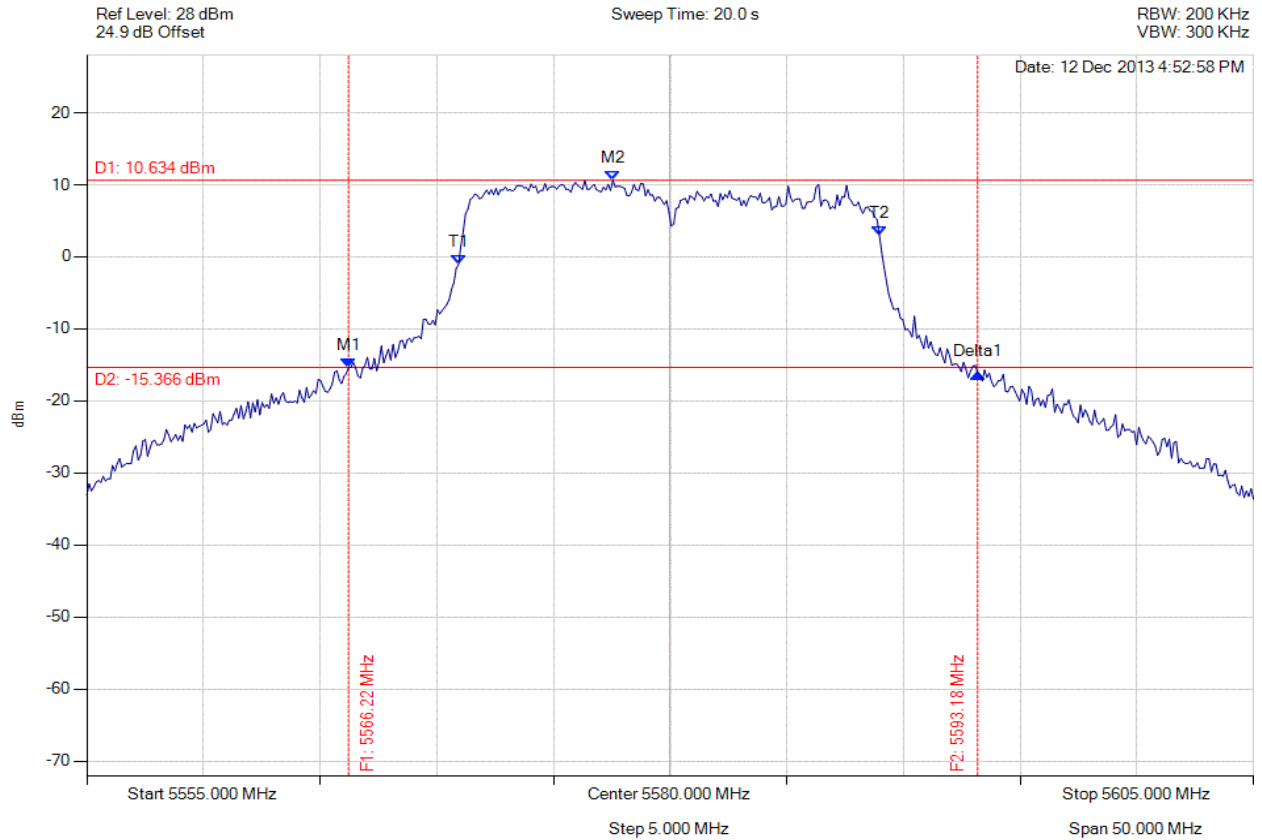


Title: Xirrus Inc. XI-AC1300, XI-AC867 (DFS Bands)
To: FCC 47 CFR Part 15.407 & IC RSS-210
Serial #: XIRR04-U8 Rev A
Issue Date: 22nd September 2014
Page: 281 of 492



26 dB & 99% BANDWIDTH

Variant: 802.11n HT-20, Channel: 5580.00 MHz, Chain b, Temp: Ambient, Voltage: 56 Vdc



Analyser Setup	Marker : Frequency : Amplitude	Test Results
Detector = MAX PEAK Sweep Count = 0 RF Atten (dB) = 20 Trace Mode = VIEW	M1 : 5566.222 MHz : -15.380 dBm M2 : 5577.545 MHz : 10.634 dBm Delta1 : 26.954 MHz : -0.765 dB T1 : 5570.932 MHz : -1.032 dBm T2 : 5588.968 MHz : 2.981 dBm OBW : 18.036 MHz	Measured 26 dB Bandwidth: 26.954 MHz Measured 99% Bandwidth: 18.036 MHz

[Back to the Matrix](#)

This test report may be reproduced in full only. The document may only be updated by MiCOM Labs personnel. Any changes will be noted in the Document History section of the report.

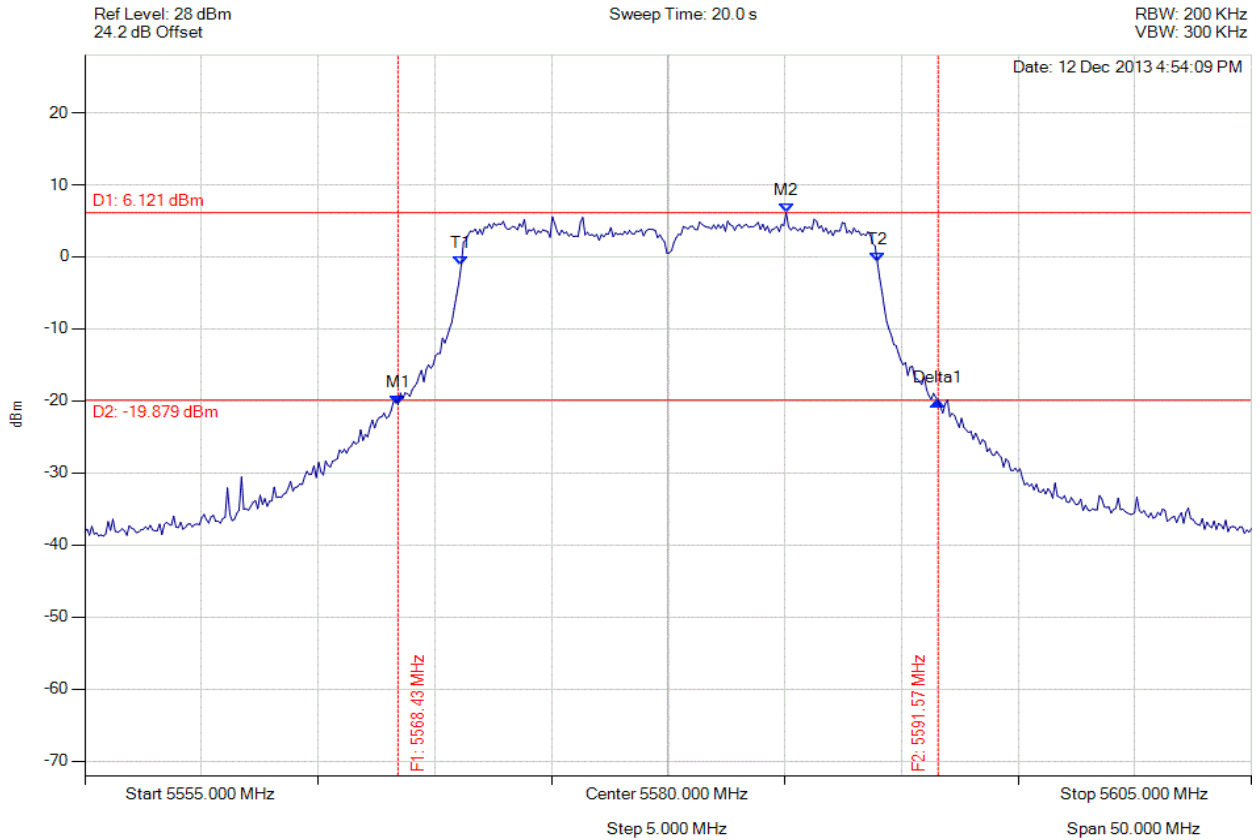


Title: Xirrus Inc. XI-AC1300, XI-AC867 (DFS Bands)
To: FCC 47 CFR Part 15.407 & IC RSS-210
Serial #: XIRR04-U8 Rev A
Issue Date: 22nd September 2014
Page: 282 of 492



26 dB & 99% BANDWIDTH

Variant: 802.11n HT-20, Channel: 5580.00 MHz, Chain c, Temp: Ambient, Voltage: 56 Vdc



Analyser Setup	Marker : Frequency : Amplitude	Test Results
Detector = MAX PEAK Sweep Count = 0 RF Atten (dB) = 20 Trace Mode = VIEW	M1 : 5568.427 MHz : -20.493 dBm M2 : 5585.060 MHz : 6.121 dBm Delta1 : 23.146 MHz : 0.523 dB T1 : 5571.132 MHz : -1.188 dBm T2 : 5588.968 MHz : -0.749 dBm OBW : 17.836 MHz	Measured 26 dB Bandwidth: 23.146 MHz Measured 99% Bandwidth: 17.836 MHz

[Back to the Matrix](#)

This test report may be reproduced in full only. The document may only be updated by MiCOM Labs personnel. Any changes will be noted in the Document History section of the report.

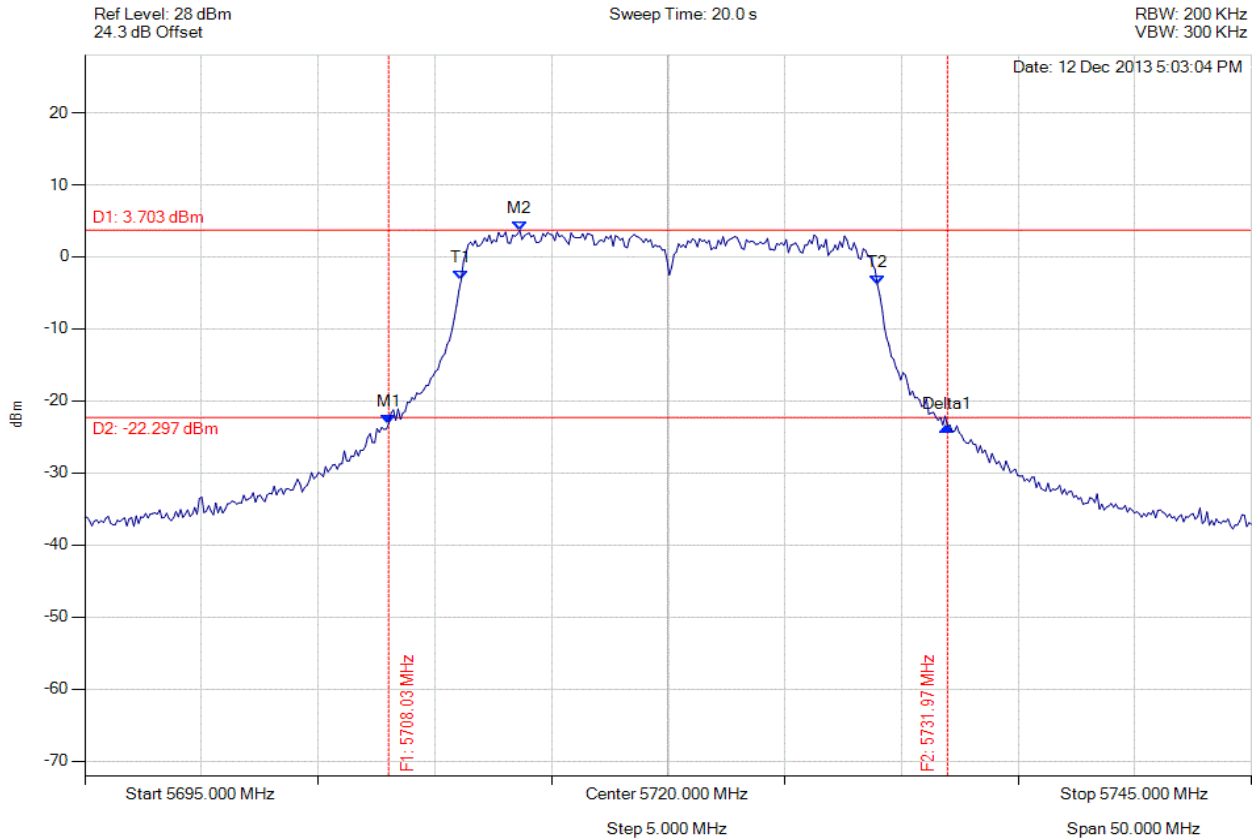


Title: Xirrus Inc. XI-AC1300, XI-AC867 (DFS Bands)
To: FCC 47 CFR Part 15.407 & IC RSS-210
Serial #: XIRR04-U8 Rev A
Issue Date: 22nd September 2014
Page: 283 of 492



26 dB & 99% BANDWIDTH

Variant: 802.11n HT-20, Channel: 5720.00 MHz, Chain a, Temp: Ambient, Voltage: 56 Vdc



Analyser Setup	Marker : Frequency : Amplitude	Test Results
Detector = MAX PEAK Sweep Count = 0 RF Atten (dB) = 20 Trace Mode = VIEW	M1 : 5708.026 MHz : -23.208 dBm M2 : 5713.637 MHz : 3.703 dBm Delta1 : 23.948 MHz : -0.315 dB T1 : 5711.132 MHz : -3.145 dBm T2 : 5728.968 MHz : -3.881 dBm OBW : 17.836 MHz	Measured 26 dB Bandwidth: 23.948 MHz Measured 99% Bandwidth: 17.836 MHz

[Back to the Matrix](#)

This test report may be reproduced in full only. The document may only be updated by MiCOM Labs personnel. Any changes will be noted in the Document History section of the report.

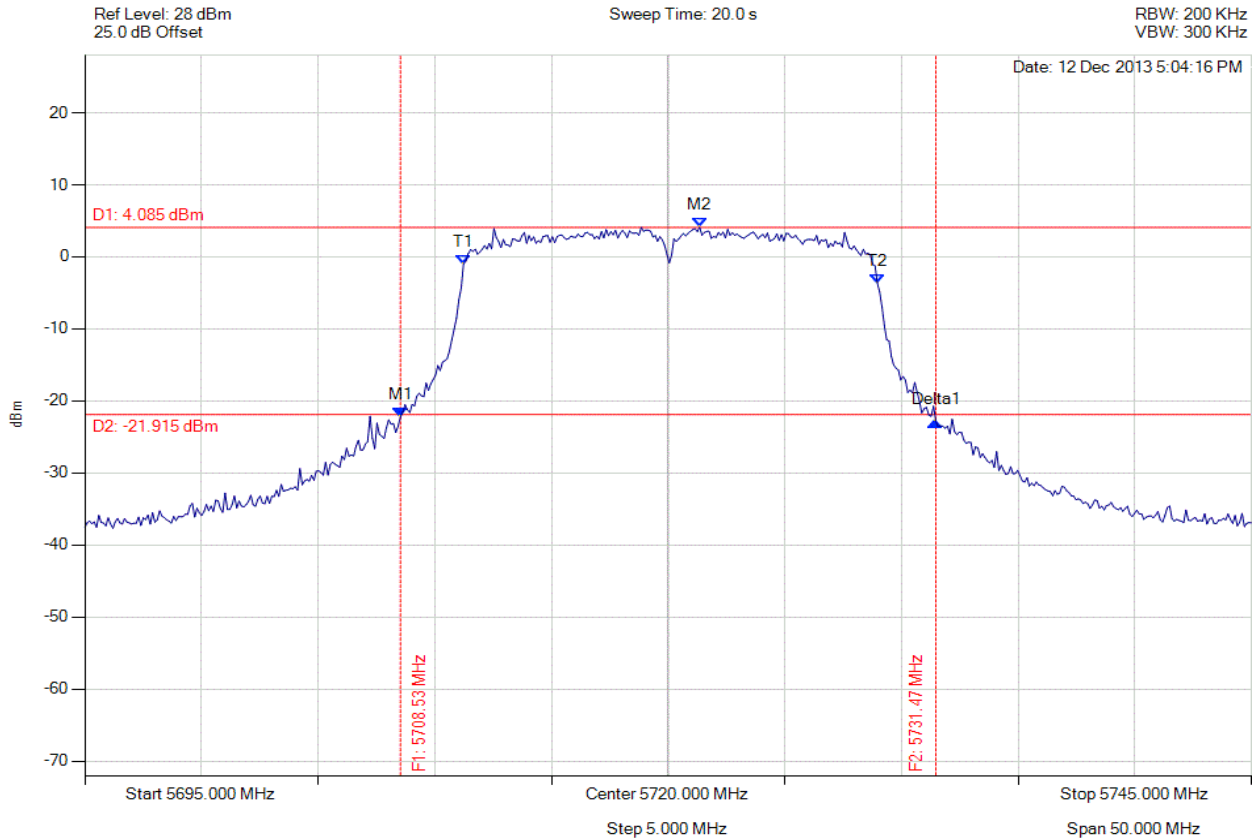


Title: Xirrus Inc. XI-AC1300, XI-AC867 (DFS Bands)
To: FCC 47 CFR Part 15.407 & IC RSS-210
Serial #: XIRR04-U8 Rev A
Issue Date: 22nd September 2014
Page: 284 of 492



26 dB & 99% BANDWIDTH

Variant: 802.11n HT-20, Channel: 5720.00 MHz, Chain b, Temp: Ambient, Voltage: 56 Vdc



Analyser Setup	Marker : Frequency : Amplitude	Test Results
Detector = MAX PEAK Sweep Count = 0 RF Atten (dB) = 20 Trace Mode = VIEW	M1 : 5708.527 MHz : -22.234 dBm M2 : 5721.353 MHz : 4.085 dBm Delta1 : 22.946 MHz : -0.604 dB T1 : 5711.232 MHz : -0.995 dBm T2 : 5728.968 MHz : -3.684 dBm OBW : 17.735 MHz	Measured 26 dB Bandwidth: 22.946 MHz Measured 99% Bandwidth: 17.735 MHz

[Back to the Matrix](#)

This test report may be reproduced in full only. The document may only be updated by MiCOM Labs personnel. Any changes will be noted in the Document History section of the report.

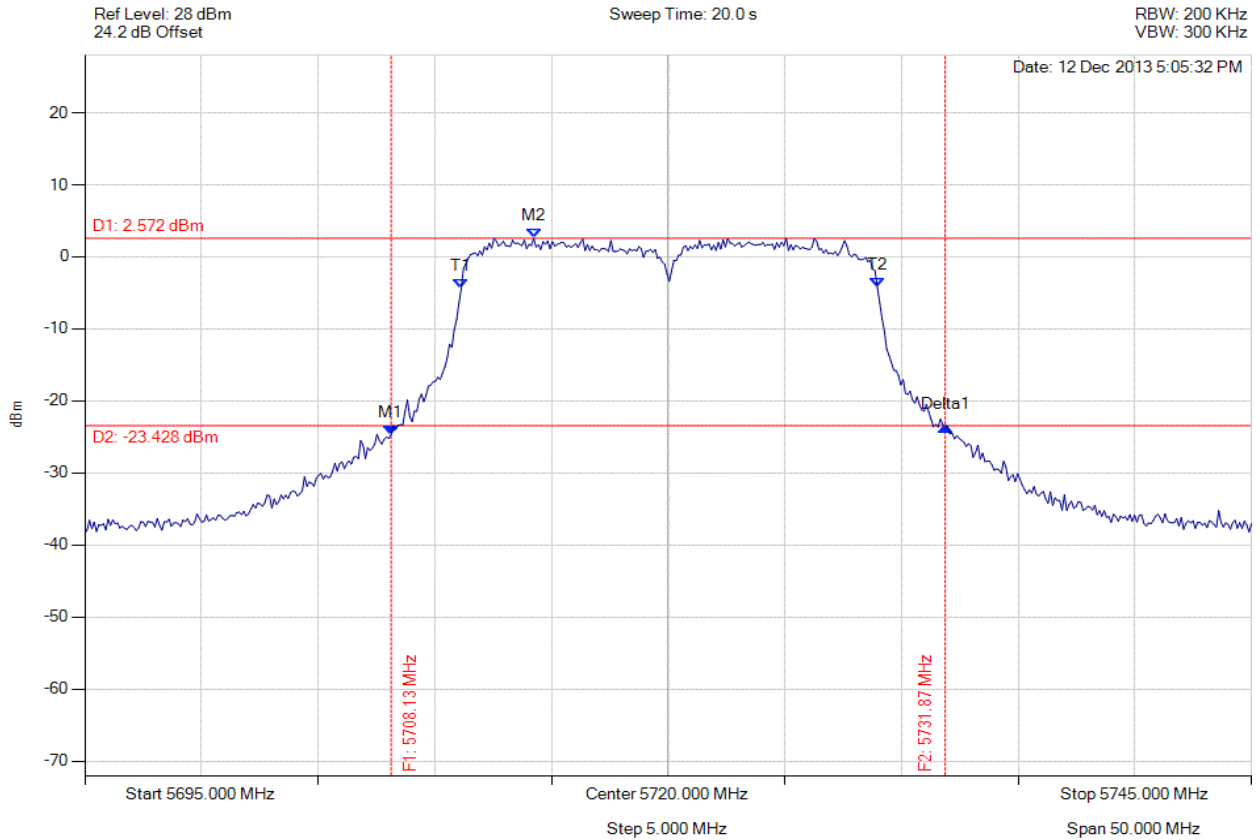


Title: Xirrus Inc. XI-AC1300, XI-AC867 (DFS Bands)
To: FCC 47 CFR Part 15.407 & IC RSS-210
Serial #: XIRR04-U8 Rev A
Issue Date: 22nd September 2014
Page: 285 of 492



26 dB & 99% BANDWIDTH

Variant: 802.11n HT-20, Channel: 5720.00 MHz, Chain c, Temp: Ambient, Voltage: 56 Vdc



Analyser Setup	Marker : Frequency : Amplitude	Test Results
Detector = MAX PEAK Sweep Count = 0 RF Atten (dB) = 20 Trace Mode = VIEW	M1 : 5708.126 MHz : -24.700 dBm M2 : 5714.238 MHz : 2.572 dBm Delta1 : 23.747 MHz : 1.214 dB T1 : 5711.132 MHz : -4.383 dBm T2 : 5728.968 MHz : -4.282 dBm OBW : 17.836 MHz	Measured 26 dB Bandwidth: 23.747 MHz Measured 99% Bandwidth: 17.836 MHz

[Back to the Matrix](#)

This test report may be reproduced in full only. The document may only be updated by MiCOM Labs personnel. Any changes will be noted in the Document History section of the report.

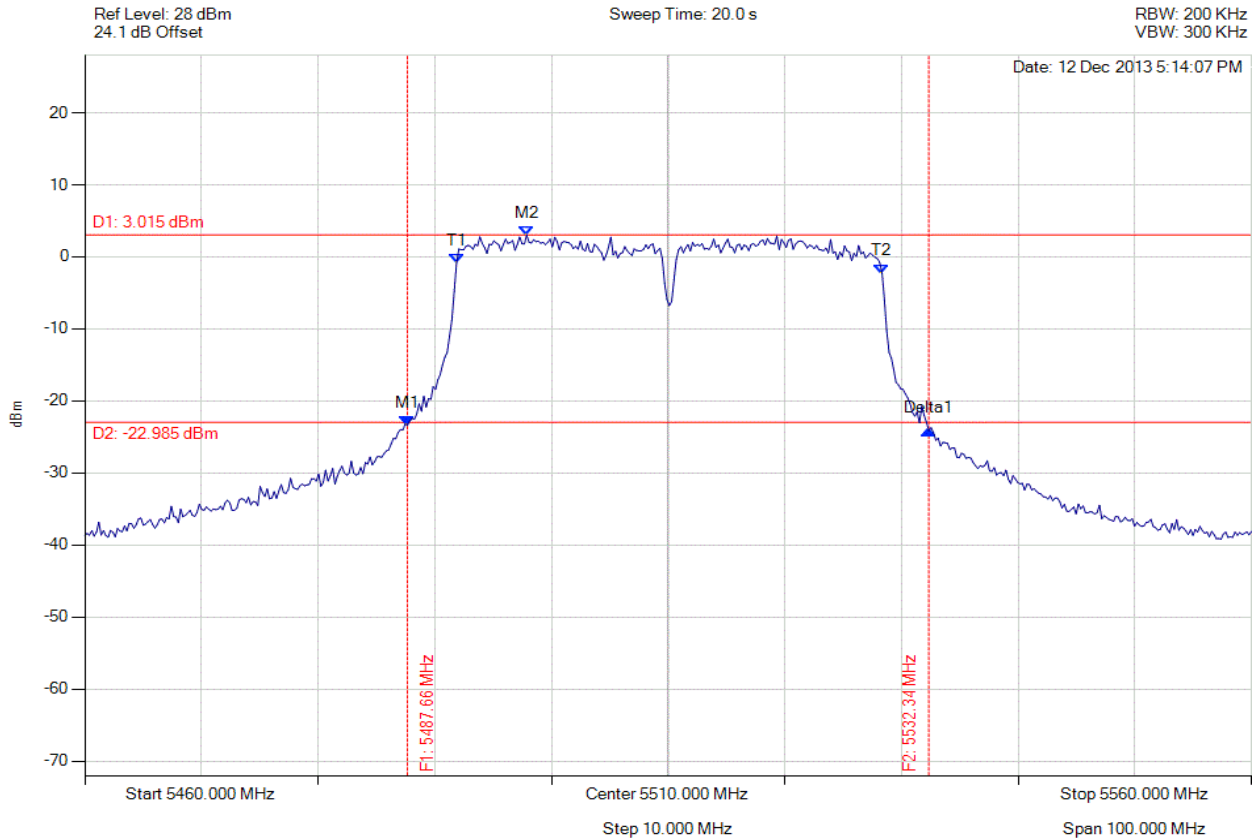


Title: Xirrus Inc. XI-AC1300, XI-AC867 (DFS Bands)
To: FCC 47 CFR Part 15.407 & IC RSS-210
Serial #: XIRR04-U8 Rev A
Issue Date: 22nd September 2014
Page: 286 of 492



26 dB & 99% BANDWIDTH

Variant: 802.11n HT-40, Channel: 5510.00 MHz, Chain a, Temp: Ambient, Voltage: 56 Vdc



Analyser Setup	Marker : Frequency : Amplitude	Test Results
Detector = MAX PEAK Sweep Count = 0 RF Atten (dB) = 20 Trace Mode = VIEW	M1 : 5487.655 MHz : -23.415 dBm M2 : 5497.876 MHz : 3.015 dBm Delta1 : 44.689 MHz : -0.683 dB T1 : 5491.864 MHz : -0.871 dBm T2 : 5528.337 MHz : -2.285 dBm OBW : 36.473 MHz	Measured 26 dB Bandwidth: 44.689 MHz Measured 99% Bandwidth: 36.473 MHz

[Back to the Matrix](#)

This test report may be reproduced in full only. The document may only be updated by MiCOM Labs personnel. Any changes will be noted in the Document History section of the report.

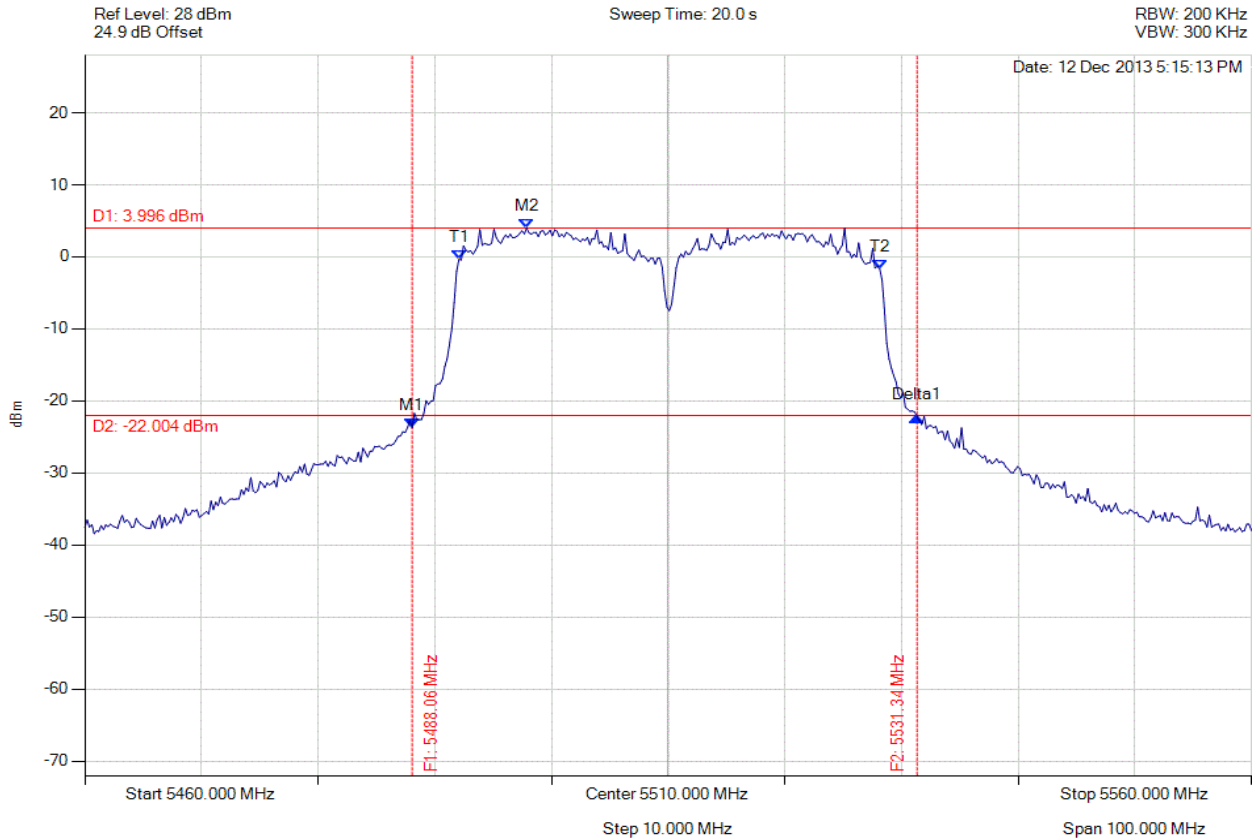


Title: Xirrus Inc. XI-AC1300, XI-AC867 (DFS Bands)
To: FCC 47 CFR Part 15.407 & IC RSS-210
Serial #: XIRR04-U8 Rev A
Issue Date: 22nd September 2014
Page: 287 of 492



26 dB & 99% BANDWIDTH

Variant: 802.11n HT-40, Channel: 5510.00 MHz, Chain b, Temp: Ambient, Voltage: 56 Vdc



Analyser Setup	Marker : Frequency : Amplitude	Test Results
Detector = MAX PEAK Sweep Count = 0 RF Atten (dB) = 20 Trace Mode = VIEW	M1 : 5488.056 MHz : -23.734 dBm M2 : 5497.876 MHz : 3.996 dBm Delta1 : 43.287 MHz : 1.525 dB T1 : 5492.064 MHz : -0.369 dBm T2 : 5528.136 MHz : -1.650 dBm OBW : 36.072 MHz	Measured 26 dB Bandwidth: 43.287 MHz Measured 99% Bandwidth: 36.072 MHz

[Back to the Matrix](#)

This test report may be reproduced in full only. The document may only be updated by MiCOM Labs personnel. Any changes will be noted in the Document History section of the report.

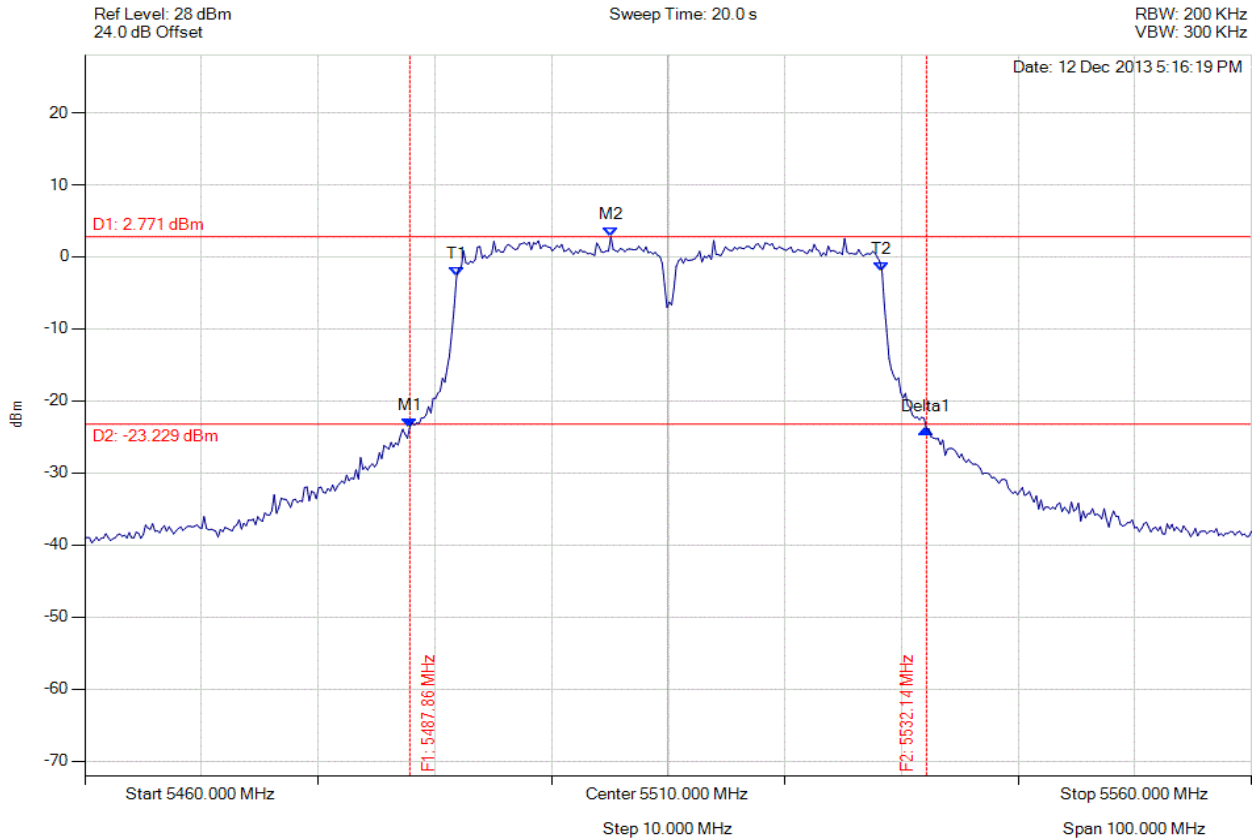


Title: Xirrus Inc. XI-AC1300, XI-AC867 (DFS Bands)
To: FCC 47 CFR Part 15.407 & IC RSS-210
Serial #: XIRR04-U8 Rev A
Issue Date: 22nd September 2014
Page: 288 of 492



26 dB & 99% BANDWIDTH

Variant: 802.11n HT-40, Channel: 5510.00 MHz, Chain c, Temp: Ambient, Voltage: 56 Vdc



Analyser Setup	Marker : Frequency : Amplitude	Test Results
Detector = MAX PEAK Sweep Count = 0 RF Atten (dB) = 20 Trace Mode = VIEW	M1 : 5487.856 MHz : -23.655 dBm M2 : 5505.090 MHz : 2.771 dBm Delta1 : 44.289 MHz : -0.252 dB T1 : 5491.864 MHz : -2.760 dBm T2 : 5528.337 MHz : -2.112 dBm OBW : 36.473 MHz	Measured 26 dB Bandwidth: 44.289 MHz Measured 99% Bandwidth: 36.473 MHz

[Back to the Matrix](#)

This test report may be reproduced in full only. The document may only be updated by MiCOM Labs personnel. Any changes will be noted in the Document History section of the report.

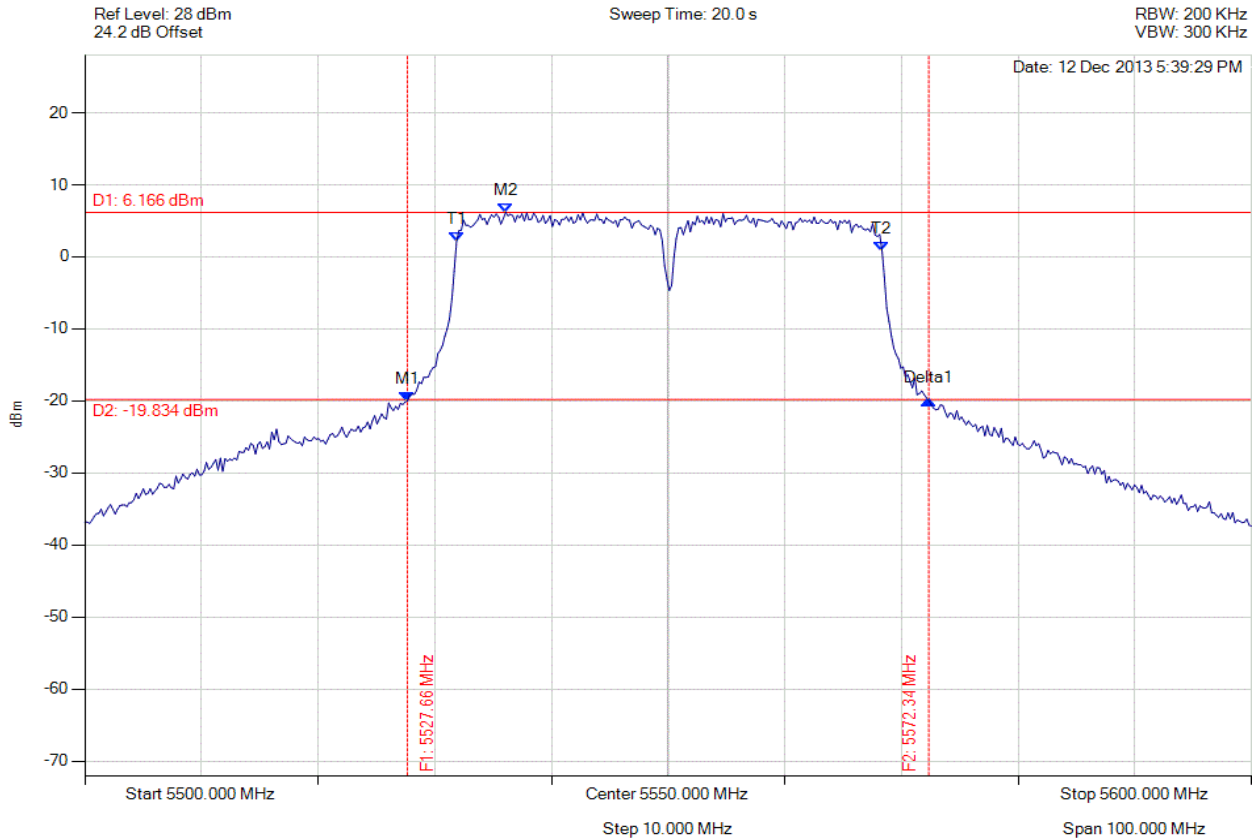


Title: Xirrus Inc. XI-AC1300, XI-AC867 (DFS Bands)
To: FCC 47 CFR Part 15.407 & IC RSS-210
Serial #: XIRR04-U8 Rev A
Issue Date: 22nd September 2014
Page: 289 of 492



26 dB & 99% BANDWIDTH

Variant: 802.11n HT-40, Channel: 5550.00 MHz, Chain a, Temp: Ambient, Voltage: 56 Vdc



Analyser Setup	Marker : Frequency : Amplitude	Test Results
Detector = MAX PEAK Sweep Count = 0 RF Atten (dB) = 20 Trace Mode = VIEW	M1 : 5527.655 MHz : -20.002 dBm M2 : 5536.072 MHz : 6.166 dBm Delta1 : 44.689 MHz : 0.079 dB T1 : 5531.864 MHz : 2.098 dBm T2 : 5568.337 MHz : 0.788 dBm OBW : 36.473 MHz	Measured 26 dB Bandwidth: 44.689 MHz Measured 99% Bandwidth: 36.473 MHz

[Back to the Matrix](#)

This test report may be reproduced in full only. The document may only be updated by MiCOM Labs personnel. Any changes will be noted in the Document History section of the report.

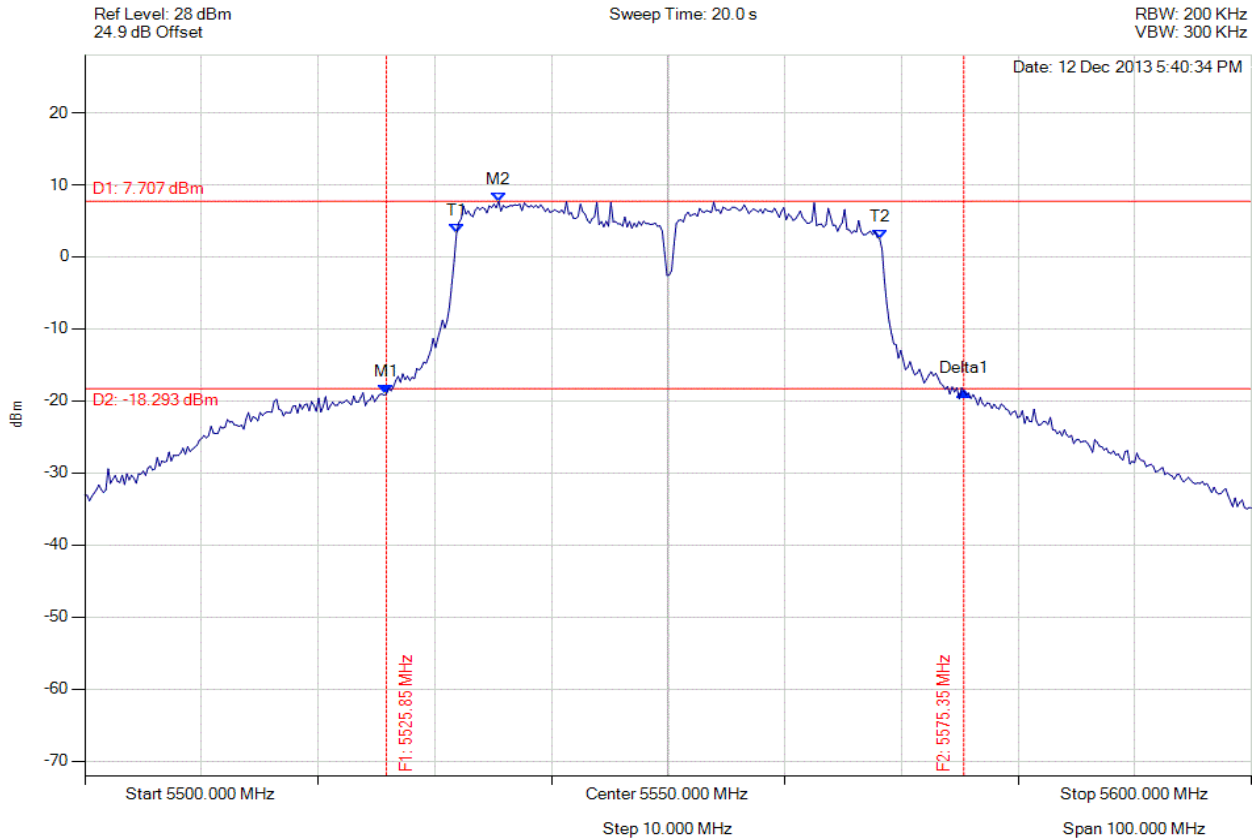


Title: Xirrus Inc. XI-AC1300, XI-AC867 (DFS Bands)
To: FCC 47 CFR Part 15.407 & IC RSS-210
Serial #: XIRR04-U8 Rev A
Issue Date: 22nd September 2014
Page: 290 of 492



26 dB & 99% BANDWIDTH

Variant: 802.11n HT-40, Channel: 5550.00 MHz, Chain b, Temp: Ambient, Voltage: 56 Vdc



Analyser Setup	Marker : Frequency : Amplitude	Test Results
Detector = MAX PEAK Sweep Count = 0 RF Atten (dB) = 20 Trace Mode = VIEW	M1 : 5525.852 MHz : -19.039 dBm M2 : 5535.471 MHz : 7.707 dBm Delta1 : 49.499 MHz : 0.401 dB T1 : 5531.864 MHz : 3.304 dBm T2 : 5568.136 MHz : 2.501 dBm OBW : 36.273 MHz	Measured 26 dB Bandwidth: 49.499 MHz Measured 99% Bandwidth: 36.273 MHz

[Back to the Matrix](#)

This test report may be reproduced in full only. The document may only be updated by MiCOM Labs personnel. Any changes will be noted in the Document History section of the report.

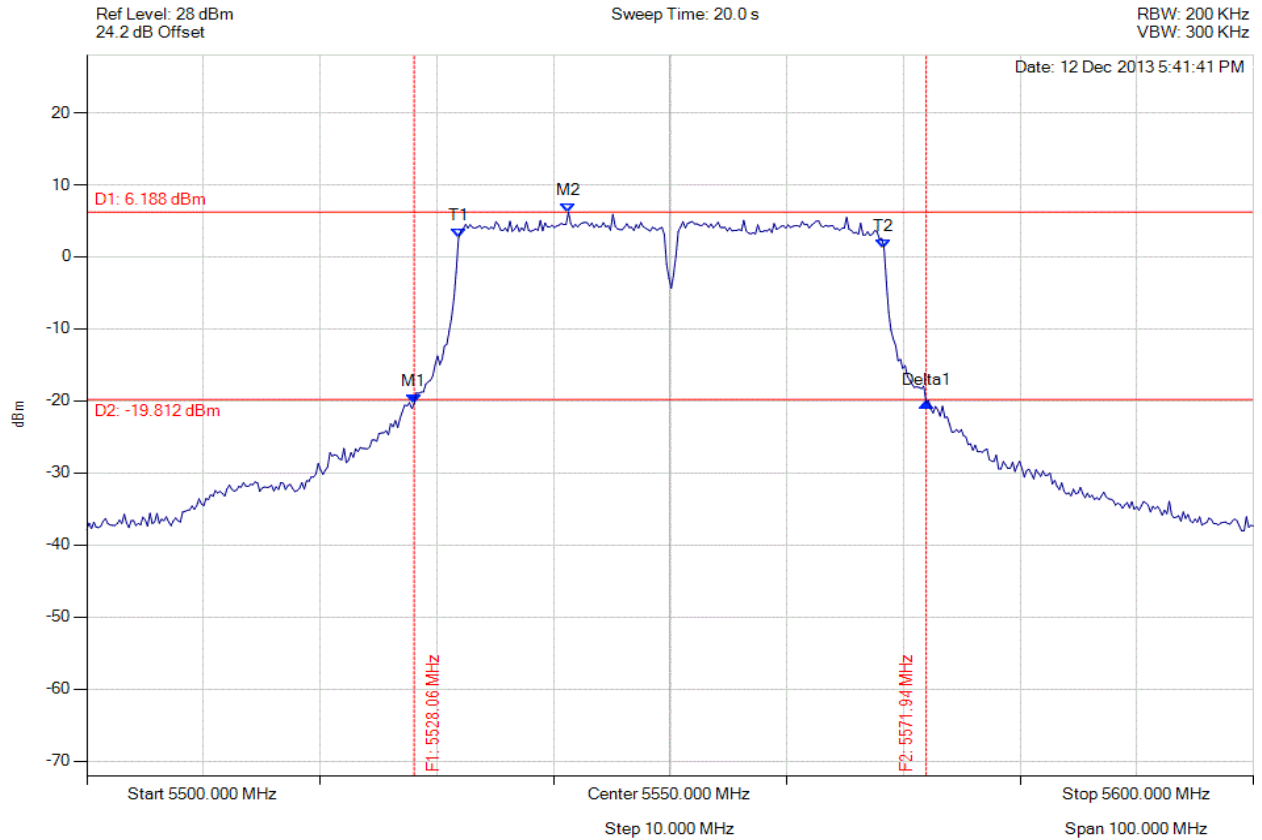


Title: Xirrus Inc. XI-AC1300, XI-AC867 (DFS Bands)
To: FCC 47 CFR Part 15.407 & IC RSS-210
Serial #: XIRR04-U8 Rev A
Issue Date: 22nd September 2014
Page: 291 of 492



26 dB & 99% BANDWIDTH

Variant: 802.11n HT-40, Channel: 5550.00 MHz, Chain c, Temp: Ambient, Voltage: 56 Vdc



Analyser Setup	Marker : Frequency : Amplitude	Test Results
Detector = MAX PEAK Sweep Count = 0 RF Atten (dB) = 20 Trace Mode = VIEW	M1 : 5528.056 MHz : -20.389 dBm M2 : 5541.283 MHz : 6.188 dBm Delta1 : 43.888 MHz : 0.128 dB T1 : 5531.864 MHz : 2.635 dBm T2 : 5568.337 MHz : 1.171 dBm OBW : 36.473 MHz	Measured 26 dB Bandwidth: 43.888 MHz Measured 99% Bandwidth: 36.473 MHz

[Back to the Matrix](#)

This test report may be reproduced in full only. The document may only be updated by MiCOM Labs personnel. Any changes will be noted in the Document History section of the report.

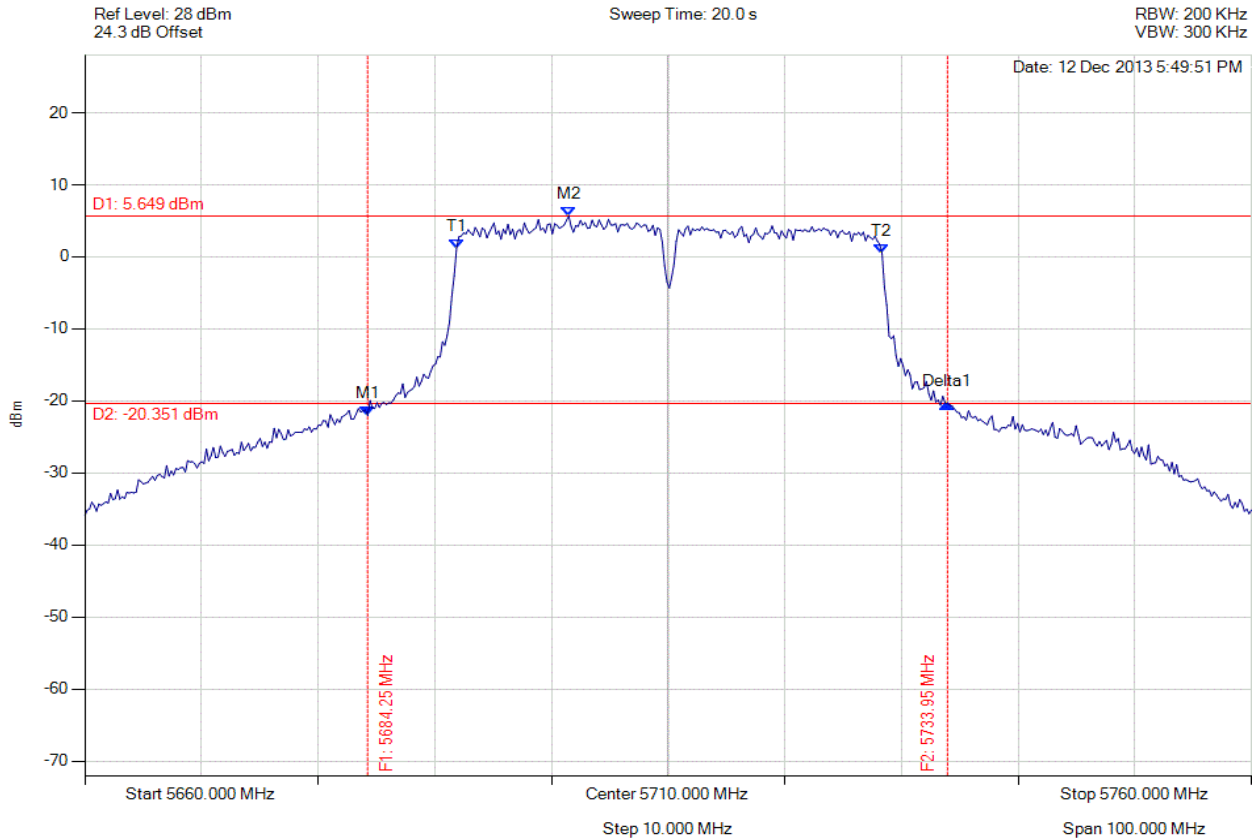


Title: Xirrus Inc. XI-AC1300, XI-AC867 (DFS Bands)
To: FCC 47 CFR Part 15.407 & IC RSS-210
Serial #: XIRR04-U8 Rev A
Issue Date: 22nd September 2014
Page: 292 of 492



26 dB & 99% BANDWIDTH

Variant: 802.11n HT-40, Channel: 5710.00 MHz, Chain a, Temp: Ambient, Voltage: 56 Vdc



Analyser Setup	Marker : Frequency : Amplitude	Test Results
Detector = MAX PEAK Sweep Count = 0 RF Atten (dB) = 20 Trace Mode = VIEW	M1 : 5684.248 MHz : -22.044 dBm M2 : 5701.483 MHz : 5.649 dBm Delta1 : 49.699 MHz : 1.658 dB T1 : 5691.864 MHz : 1.191 dBm T2 : 5728.337 MHz : 0.422 dBm OBW : 36.473 MHz	Measured 26 dB Bandwidth: 49.699 MHz Measured 99% Bandwidth: 36.473 MHz

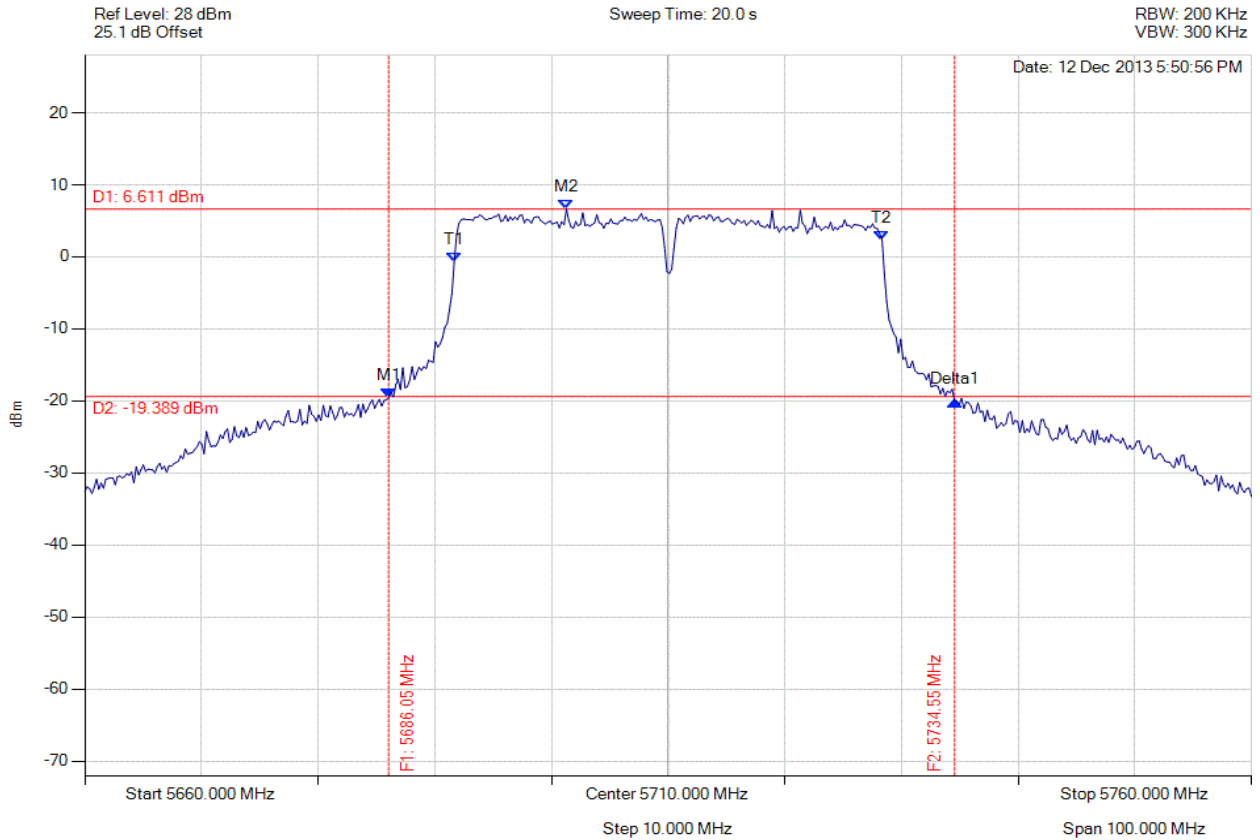
[Back to the Matrix](#)

This test report may be reproduced in full only. The document may only be updated by MiCOM Labs personnel. Any changes will be noted in the Document History section of the report.



26 dB & 99% BANDWIDTH

Variant: 802.11n HT-40, Channel: 5710.00 MHz, Chain b, Temp: Ambient, Voltage: 56 Vdc



Analyser Setup	Marker : Frequency : Amplitude	Test Results
Detector = MAX PEAK Sweep Count = 0 RF Atten (dB) = 20 Trace Mode = VIEW	M1 : 5686.052 MHz : -19.529 dBm M2 : 5701.283 MHz : 6.611 dBm Delta1 : 48.497 MHz : -0.486 dB T1 : 5691.663 MHz : -0.773 dBm T2 : 5728.337 MHz : 2.340 dBm OBW : 36.673 MHz	Measured 26 dB Bandwidth: 48.497 MHz Measured 99% Bandwidth: 36.673 MHz

[Back to the Matrix](#)

This test report may be reproduced in full only. The document may only be updated by MiCOM Labs personnel. Any changes will be noted in the Document History section of the report.

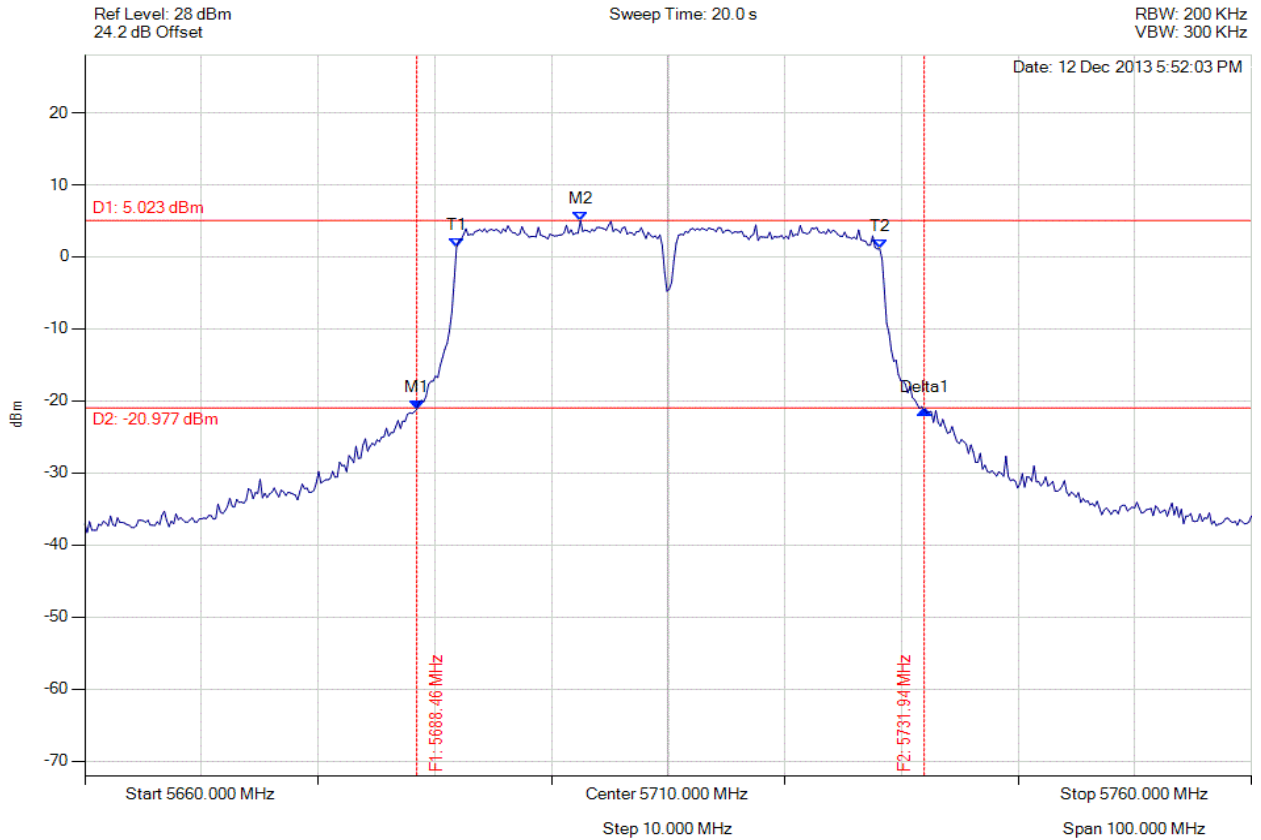


Title: Xirrus Inc. XI-AC1300, XI-AC867 (DFS Bands)
To: FCC 47 CFR Part 15.407 & IC RSS-210
Serial #: XIRR04-U8 Rev A
Issue Date: 22nd September 2014
Page: 294 of 492



26 dB & 99% BANDWIDTH

Variant: 802.11n HT-40, Channel: 5710.00 MHz, Chain c, Temp: Ambient, Voltage: 56 Vdc



Analyser Setup	Marker : Frequency : Amplitude	Test Results
Detector = MAX PEAK Sweep Count = 0 RF Atten (dB) = 20 Trace Mode = VIEW	M1 : 5688.457 MHz : -21.145 dBm M2 : 5702.485 MHz : 5.023 dBm Delta1 : 43.487 MHz : -0.079 dB T1 : 5691.864 MHz : 1.358 dBm T2 : 5728.136 MHz : 1.140 dBm OBW : 36.273 MHz	Measured 26 dB Bandwidth: 43.487 MHz Measured 99% Bandwidth: 36.273 MHz

[Back to the Matrix](#)

This test report may be reproduced in full only. The document may only be updated by MiCOM Labs personnel. Any changes will be noted in the Document History section of the report.

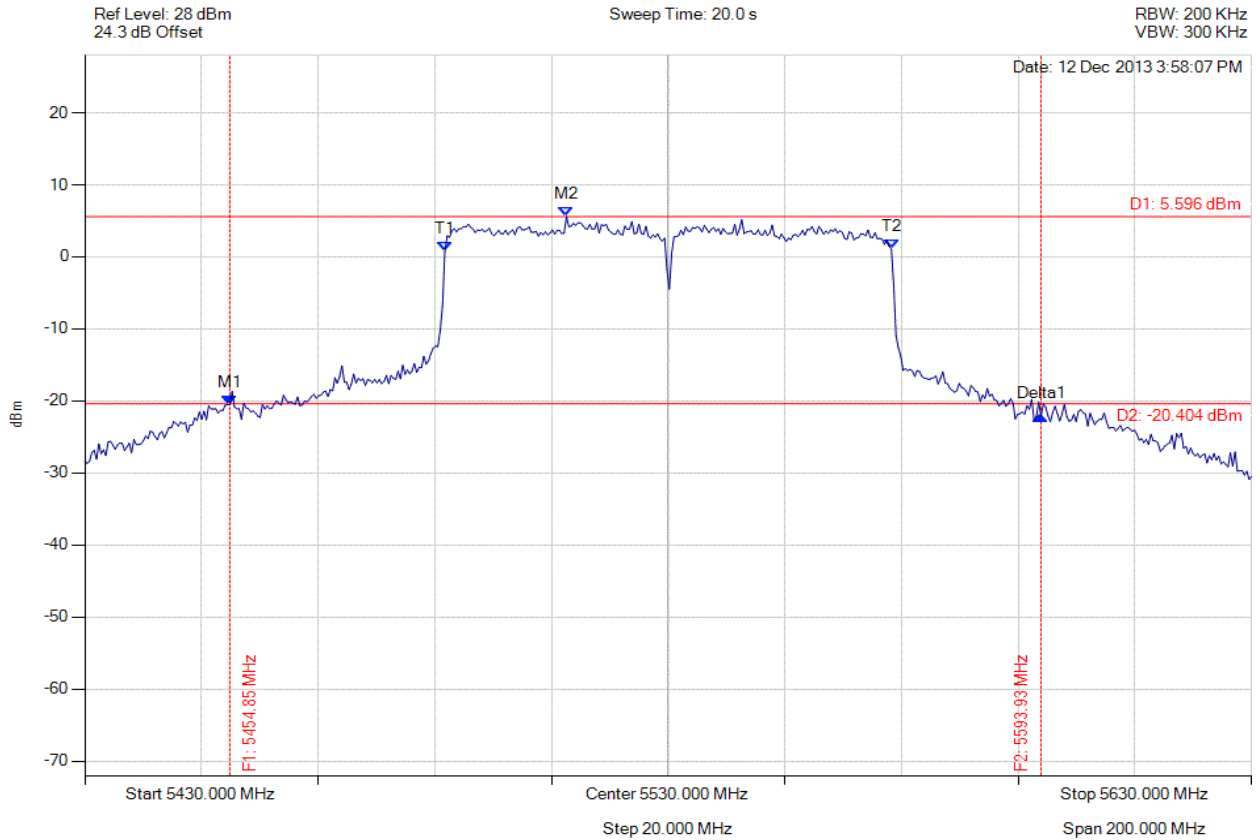


Title: Xirrus Inc. XI-AC1300, XI-AC867 (DFS Bands)
To: FCC 47 CFR Part 15.407 & IC RSS-210
Serial #: XIRR04-U8 Rev A
Issue Date: 22nd September 2014
Page: 295 of 492



26 dB & 99% BANDWIDTH

Variant: 802.11ac-80, Channel: 5530.00 MHz, Chain a, Temp: Ambient, Voltage: 56 Vdc



Analyser Setup	Marker : Frequency : Amplitude	Test Results
Detector = MAX PEAK Sweep Count = 0 RF Atten (dB) = 20 Trace Mode = VIEW	M1 : 5454.850 MHz : -20.525 dBm M2 : 5512.565 MHz : 5.596 dBm Delta1 : 139.078 MHz : -1.572 dB T1 : 5491.723 MHz : 0.740 dBm T2 : 5568.277 MHz : 1.077 dBm OBW : 76.553 MHz	Measured 26 dB Bandwidth: 139.078 MHz Measured 99% Bandwidth: 76.553 MHz

[Back to the Matrix](#)

This test report may be reproduced in full only. The document may only be updated by MiCOM Labs personnel. Any changes will be noted in the Document History section of the report.

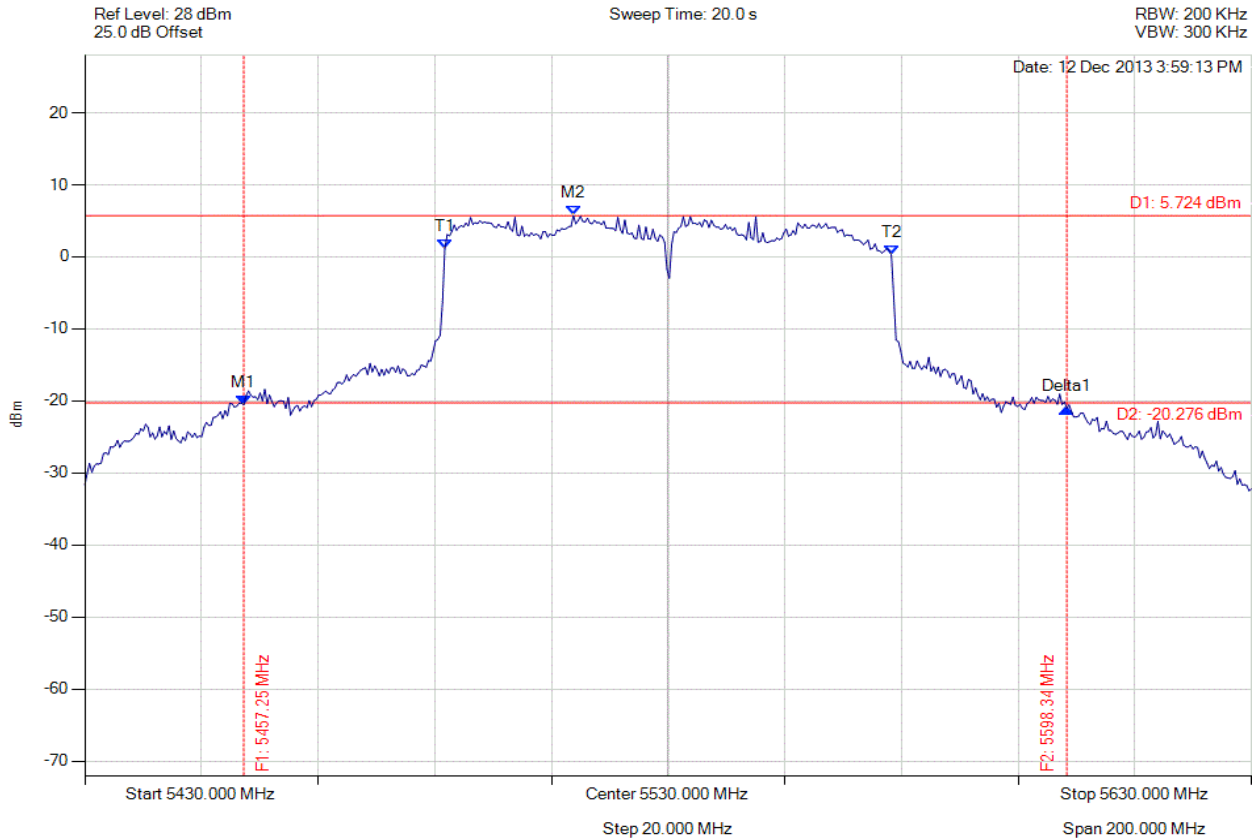


Title: Xirrus Inc. XI-AC1300, XI-AC867 (DFS Bands)
To: FCC 47 CFR Part 15.407 & IC RSS-210
Serial #: XIRR04-U8 Rev A
Issue Date: 22nd September 2014
Page: 296 of 492



26 dB & 99% BANDWIDTH

Variant: 802.11ac-80, Channel: 5530.00 MHz, Chain b, Temp: Ambient, Voltage: 56 Vdc



Analyser Setup	Marker : Frequency : Amplitude	Test Results
Detector = MAX PEAK Sweep Count = 0 RF Atten (dB) = 20 Trace Mode = VIEW	M1 : 5457.255 MHz : -20.523 dBm M2 : 5513.768 MHz : 5.724 dBm Delta1 : 141.082 MHz : -0.482 dB T1 : 5491.723 MHz : 1.134 dBm T2 : 5568.277 MHz : 0.237 dBm OBW : 76.553 MHz	Measured 26 dB Bandwidth: 141.082 MHz Measured 99% Bandwidth: 76.553 MHz

[Back to the Matrix](#)

This test report may be reproduced in full only. The document may only be updated by MiCOM Labs personnel. Any changes will be noted in the Document History section of the report.

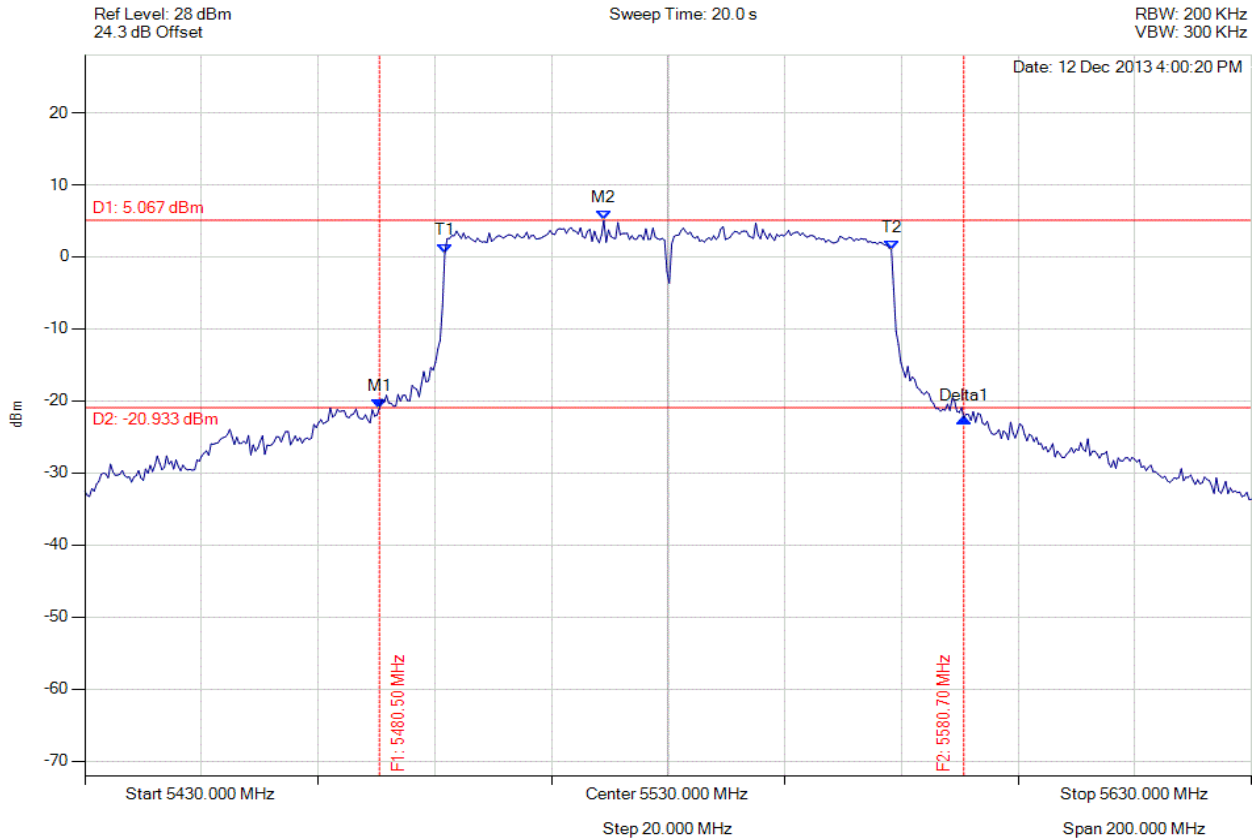


Title: Xirrus Inc. XI-AC1300, XI-AC867 (DFS Bands)
To: FCC 47 CFR Part 15.407 & IC RSS-210
Serial #: XIRR04-U8 Rev A
Issue Date: 22nd September 2014
Page: 297 of 492



26 dB & 99% BANDWIDTH

Variant: 802.11ac-80, Channel: 5530.00 MHz, Chain c, Temp: Ambient, Voltage: 56 Vdc



Analyser Setup	Marker : Frequency : Amplitude	Test Results
Detector = MAX PEAK Sweep Count = 0 RF Atten (dB) = 20 Trace Mode = VIEW	M1 : 5480.501 MHz : -20.997 dBm M2 : 5518.978 MHz : 5.067 dBm Delta1 : 100.200 MHz : -1.377 dB T1 : 5491.723 MHz : 0.544 dBm T2 : 5568.277 MHz : 0.990 dBm OBW : 76.553 MHz	Measured 26 dB Bandwidth: 100.200 MHz Measured 99% Bandwidth: 76.553 MHz

[Back to the Matrix](#)

This test report may be reproduced in full only. The document may only be updated by MiCOM Labs personnel. Any changes will be noted in the Document History section of the report.

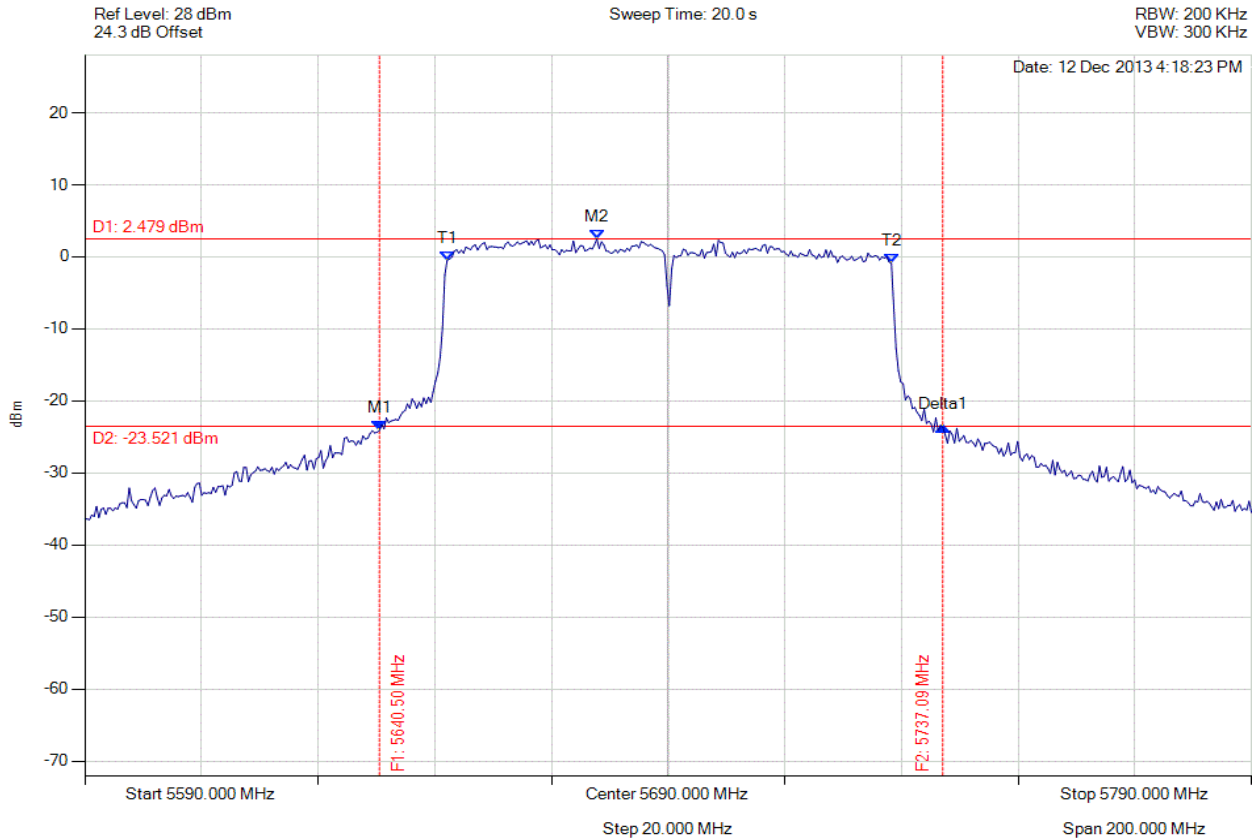


Title: Xirrus Inc. XI-AC1300, XI-AC867 (DFS Bands)
To: FCC 47 CFR Part 15.407 & IC RSS-210
Serial #: XIRR04-U8 Rev A
Issue Date: 22nd September 2014
Page: 298 of 492



26 dB & 99% BANDWIDTH

Variants: 802.11ac-80, Channel: 5690.00 MHz, Chain a, Temp: Ambient, Voltage: 56 Vdc



Analyser Setup	Marker : Frequency : Amplitude	Test Results
Detector = MAX PEAK Sweep Count = 0 RF Atten (dB) = 20 Trace Mode = VIEW	M1 : 5640.501 MHz : -24.098 dBm M2 : 5677.776 MHz : 2.479 dBm Delta1 : 96.593 MHz : 0.472 dB T1 : 5652.124 MHz : -0.462 dBm T2 : 5728.277 MHz : -0.885 dBm OBW : 76.152 MHz	Measured 26 dB Bandwidth: 96.593 MHz Measured 99% Bandwidth: 76.152 MHz

[Back to the Matrix](#)

This test report may be reproduced in full only. The document may only be updated by MiCOM Labs personnel. Any changes will be noted in the Document History section of the report.

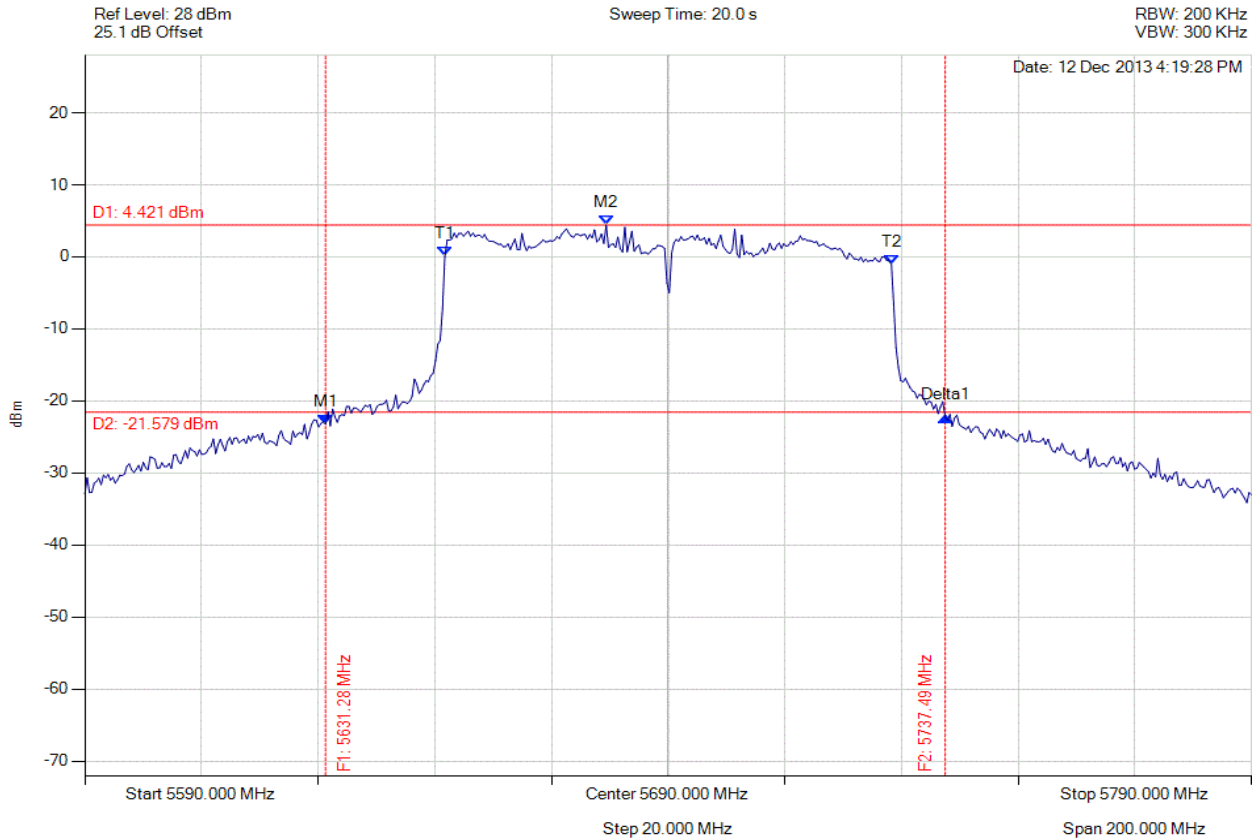


Title: Xirrus Inc. XI-AC1300, XI-AC867 (DFS Bands)
To: FCC 47 CFR Part 15.407 & IC RSS-210
Serial #: XIRR04-U8 Rev A
Issue Date: 22nd September 2014
Page: 299 of 492



26 dB & 99% BANDWIDTH

Variant: 802.11ac-80, Channel: 5690.00 MHz, Chain b, Temp: Ambient, Voltage: 56 Vdc



Analyser Setup	Marker : Frequency : Amplitude	Test Results
Detector = MAX PEAK Sweep Count = 0 RF Atten (dB) = 20 Trace Mode = VIEW	M1 : 5631.283 MHz : -23.236 dBm M2 : 5679.379 MHz : 4.421 dBm Delta1 : 106.212 MHz : 1.019 dB T1 : 5651.723 MHz : 0.073 dBm T2 : 5728.277 MHz : -0.985 dBm OBW : 76.553 MHz	Measured 26 dB Bandwidth: 106.212 MHz Measured 99% Bandwidth: 76.553 MHz

[Back to the Matrix](#)

This test report may be reproduced in full only. The document may only be updated by MiCOM Labs personnel. Any changes will be noted in the Document History section of the report.

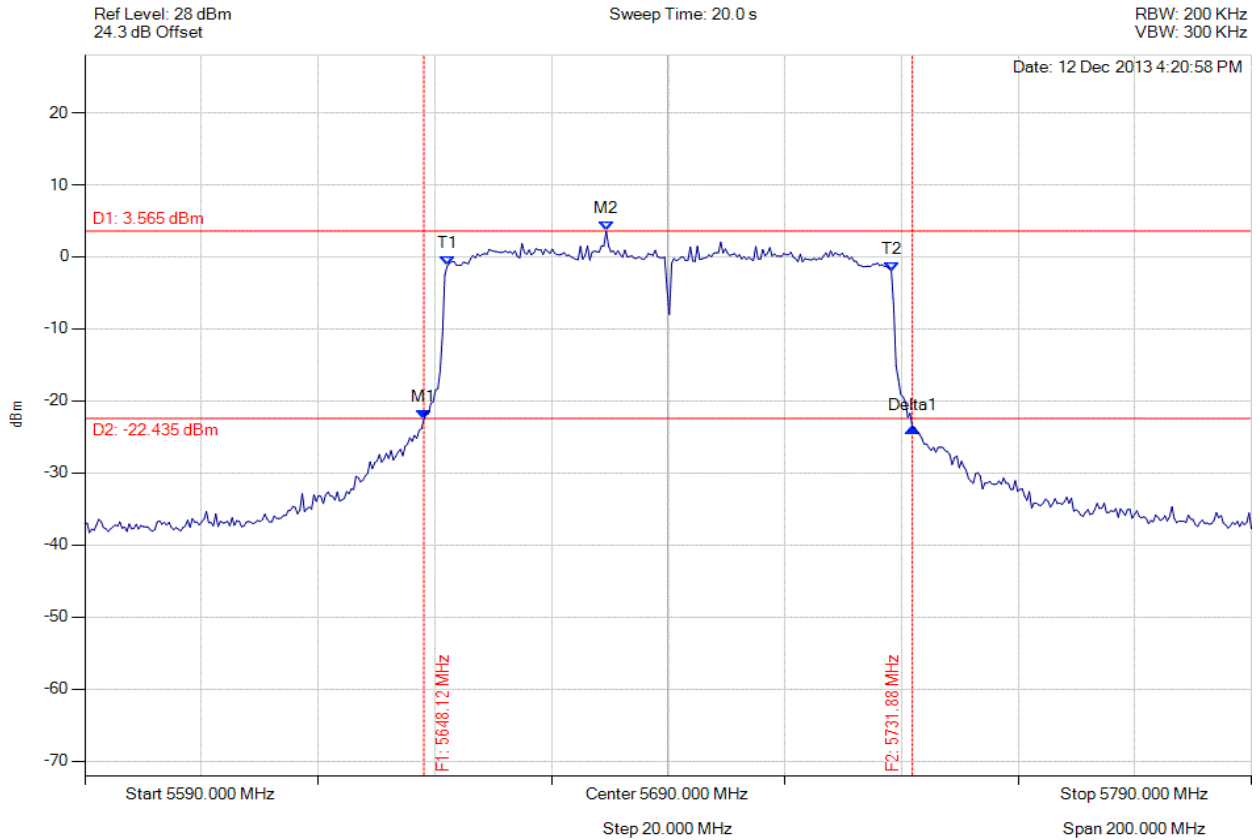


Title: Xirrus Inc. XI-AC1300, XI-AC867 (DFS Bands)
To: FCC 47 CFR Part 15.407 & IC RSS-210
Serial #: XIRR04-U8 Rev A
Issue Date: 22nd September 2014
Page: 300 of 492



26 dB & 99% BANDWIDTH

Variant: 802.11ac-80, Channel: 5690.00 MHz, Chain c, Temp: Ambient, Voltage: 56 Vdc



Analyser Setup	Marker : Frequency : Amplitude	Test Results
Detector = MAX PEAK Sweep Count = 0 RF Atten (dB) = 20 Trace Mode = VIEW	M1 : 5648.116 MHz : -22.585 dBm M2 : 5679.379 MHz : 3.565 dBm Delta1 : 83.768 MHz : -1.149 dB T1 : 5652.124 MHz : -1.272 dBm T2 : 5728.277 MHz : -1.996 dBm OBW : 76.152 MHz	Measured 26 dB Bandwidth: 83.768 MHz Measured 99% Bandwidth: 76.152 MHz

[Back to the Matrix](#)

This test report may be reproduced in full only. The document may only be updated by MiCOM Labs personnel. Any changes will be noted in the Document History section of the report.

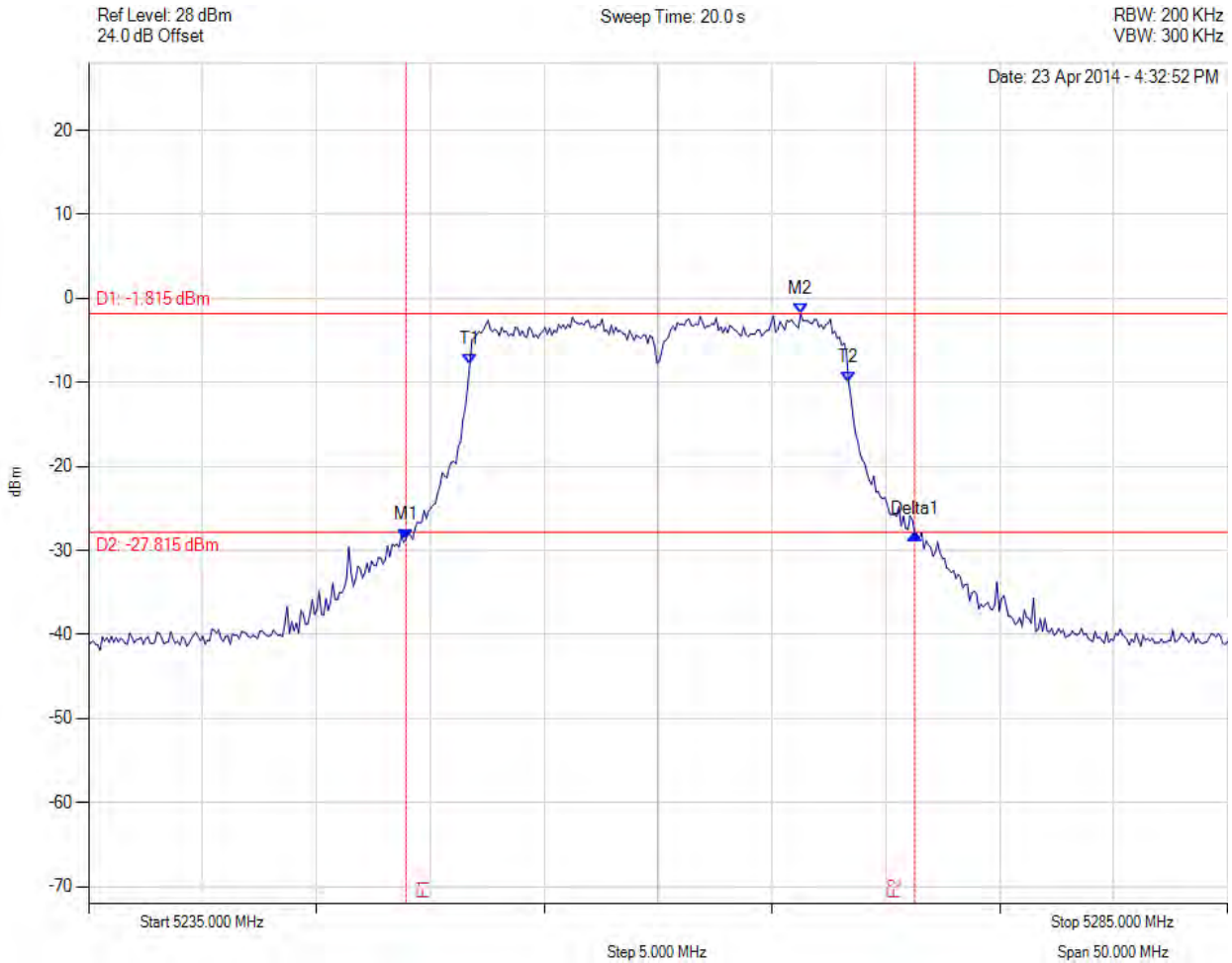


Title: Xirrus Inc. XI-AC1300, XI-AC867 (DFS Bands)
To: FCC 47 CFR Part 15.407 & IC RSS-210
Serial #: XIRR04-U8 Rev A
Issue Date: 22nd September 2014
Page: 301 of 492

26 dB & 99% BANDWIDTH



Variant: 802.11a, Channel: 5260.00 MHz, Chain a, Temp: Ambient, Voltage: 55 Vdc



Analyser Setup	Marker:Frequency:Amplitude	Test Results
Detector = MAX PEAK Sweep Count = 0 RF Atten (dB) = 20 Trace Mode = VIEW	M1 : 5248.928 MHz : -28.646 dBm M2 : 5266.263 MHz : -1.815 dBm Delta1 : 22.345 MHz : 0.600 dB T1 : 5251.733 MHz : -7.883 dBm T2 : 5268.367 MHz : -9.964 dBm OBW : 16.633 MHz	Measured 26 dB Bandwidth: 22.345 MHz Measured 99% Bandwidth: 16.633 MHz

[Back to Matrix](#)

This test report may be reproduced in full only. The document may only be updated by MiCOM Labs personnel. Any changes will be noted in the Document History section of the report.



26 dB & 99% BANDWIDTH



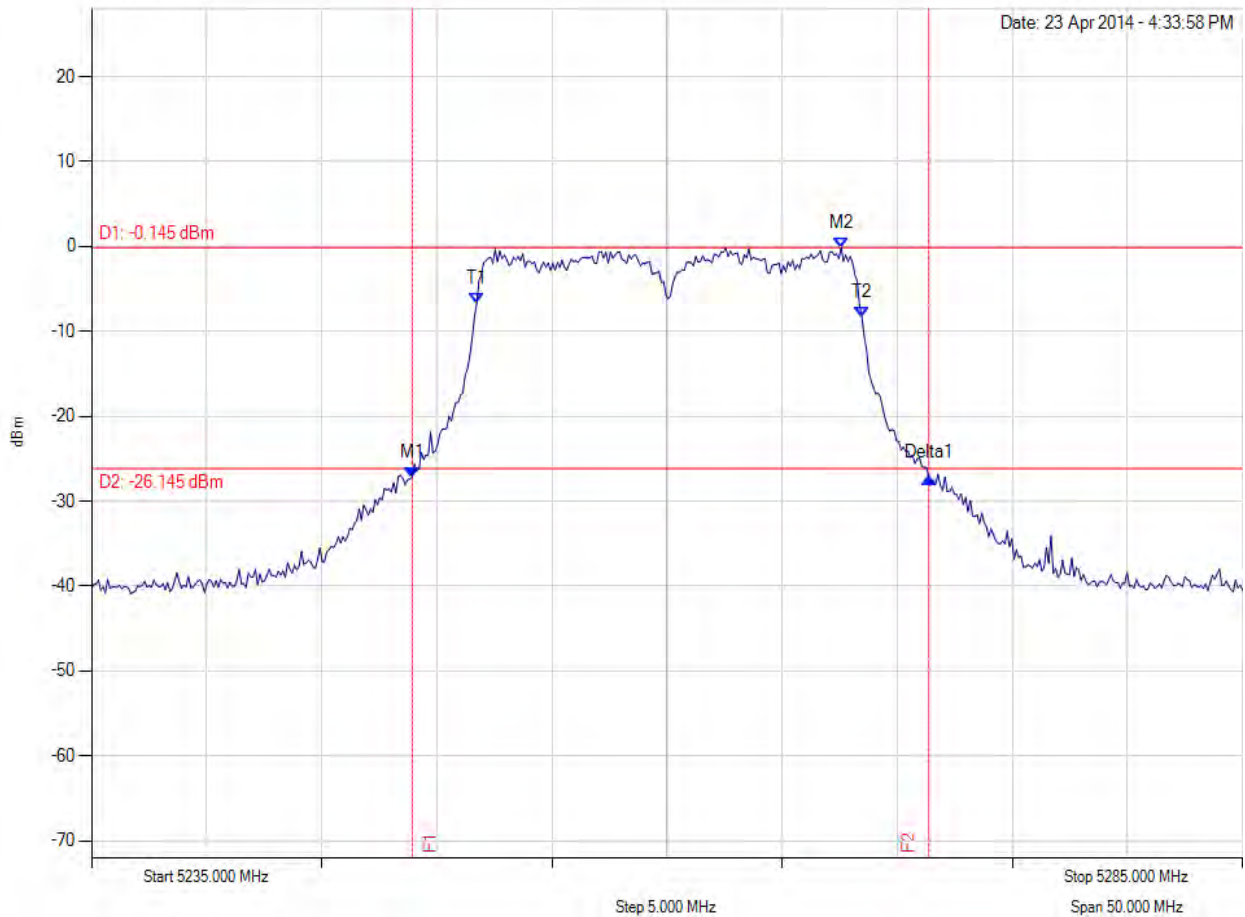
Variation: 802.11a, Channel: 5260.00 MHz, Chain b, Temp: Ambient, Voltage: 55 Vdc

Ref Level: 28 dBm
24.6 dB Offset

Sweep Time: 20.0 s

RBW: 200 KHz
VBW: 300 KHz

Date: 23 Apr 2014 - 4:33:58 PM



Analyser Setup	Marker:Frequency:Amplitude	Test Results
Detector = MAX PEAK Sweep Count = 0 RF Atten (dB) = 20 Trace Mode = VIEW	M1 : 5248.928 MHz : -27.186 dBm M2 : 5267.565 MHz : -0.145 dBm Delta1 : 22.445 MHz : -0.065 dB T1 : 5251.733 MHz : -6.740 dBm T2 : 5268.467 MHz : -8.280 dBm OBW : 16.733 MHz	Measured 26 dB Bandwidth: 22.445 MHz Measured 99% Bandwidth: 16.733 MHz

[Back to Matrix](#)

This test report may be reproduced in full only. The document may only be updated by MiCOM Labs personnel. Any changes will be noted in the Document History section of the report.



26 dB & 99% BANDWIDTH



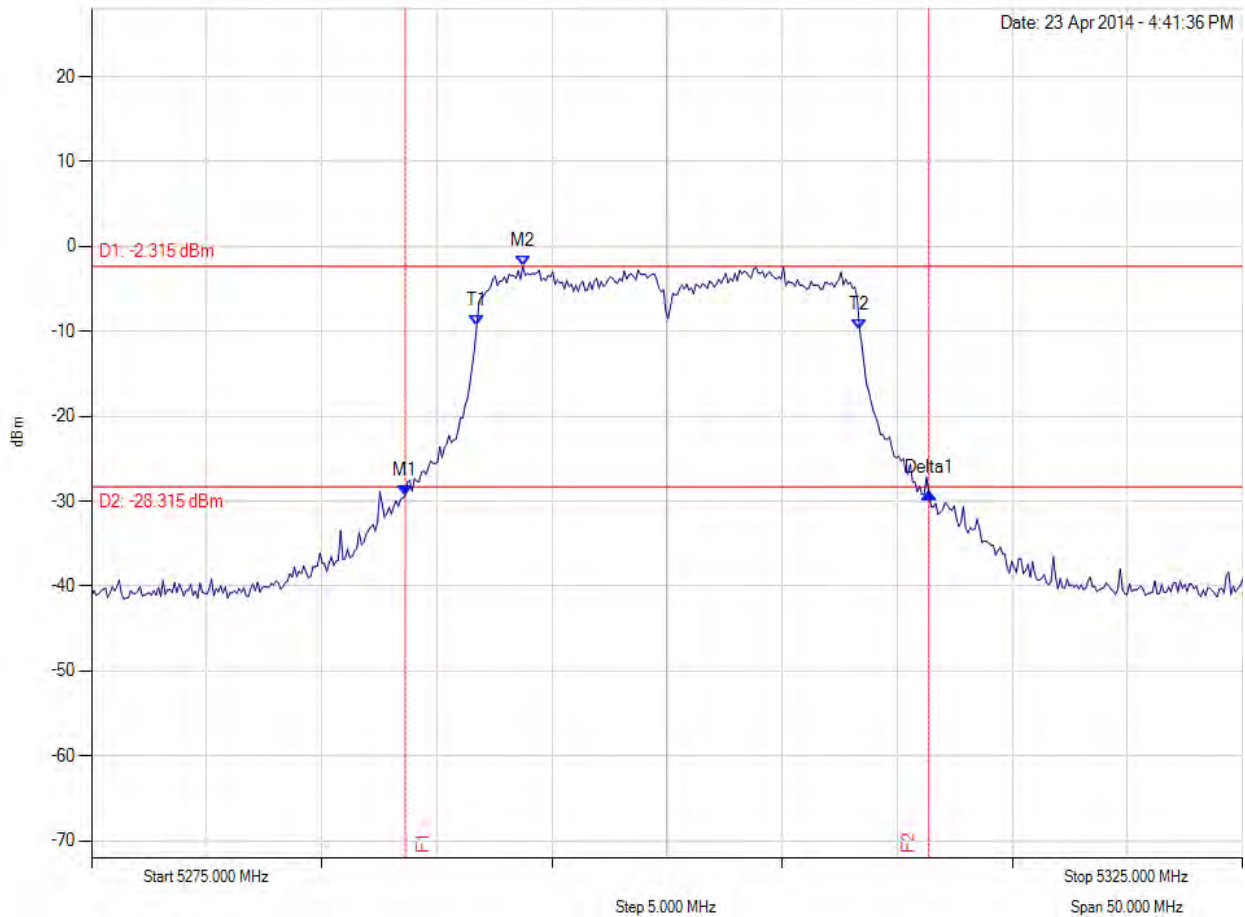
Variant: 802.11a, Channel: 5300.00 MHz, Chain a, Temp: Ambient, Voltage: 55 Vdc

Ref Level: 28 dBm
23.9 dB Offset

Sweep Time: 20.0 s

RBW: 200 KHz
VBW: 300 KHz

Date: 23 Apr 2014 - 4:41:36 PM



Analyser Setup	Marker:Frequency:Amplitude	Test Results
Detector = MAX PEAK Sweep Count = 0 RF Atten (dB) = 20 Trace Mode = VIEW	M1 : 5288.627 MHz : -29.341 dBm M2 : 5293.737 MHz : -2.315 dBm Delta1 : 22.745 MHz : 0.338 dB T1 : 5291.733 MHz : -9.384 dBm T2 : 5308.367 MHz : -9.779 dBm OBW : 16.633 MHz	Measured 26 dB Bandwidth: 22.745 MHz Measured 99% Bandwidth: 16.633 MHz

[Back to Matrix](#)

This test report may be reproduced in full only. The document may only be updated by MiCOM Labs personnel. Any changes will be noted in the Document History section of the report.



26 dB & 99% BANDWIDTH

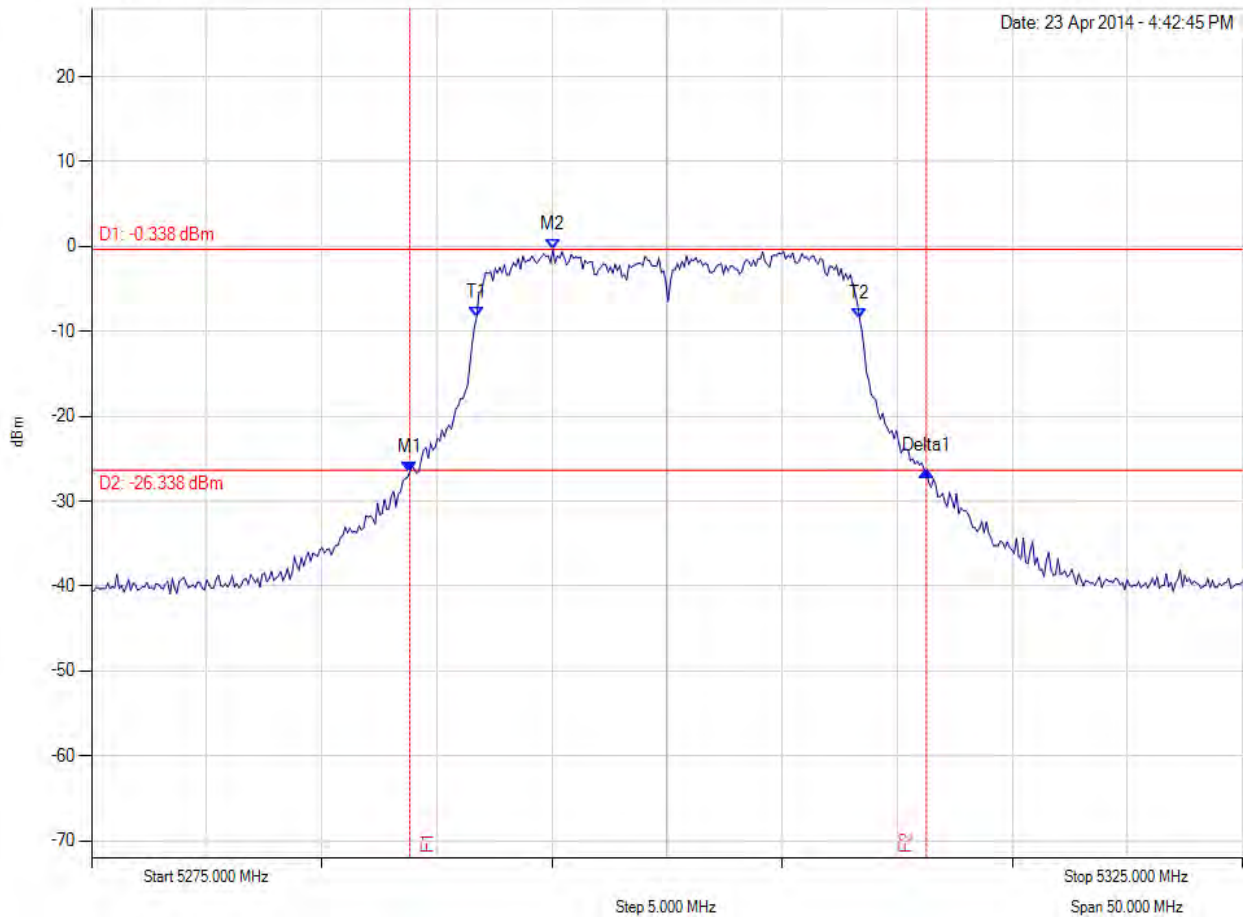


Variante: 802.11a, Channel: 5300.00 MHz, Chain b, Temp: Ambient, Voltage: 55 Vdc

Ref Level: 28 dBm
24.5 dB Offset

Sweep Time: 20.0 s

RBW: 200 KHz
VBW: 300 KHz



Analyser Setup	Marker:Frequency:Amplitude	Test Results
Detector = MAX PEAK Sweep Count = 0 RF Atten (dB) = 20 Trace Mode = VIEW	M1 : 5288.828 MHz : -26.545 dBm M2 : 5295.040 MHz : -0.338 dBm Delta1 : 22.445 MHz : 0.191 dB T1 : 5291.733 MHz : -8.313 dBm T2 : 5308.367 MHz : -8.477 dBm OBW : 16.633 MHz	Measured 26 dB Bandwidth: 22.445 MHz Measured 99% Bandwidth: 16.633 MHz

[Back to Matrix](#)

This test report may be reproduced in full only. The document may only be updated by MiCOM Labs personnel. Any changes will be noted in the Document History section of the report.



26 dB & 99% BANDWIDTH



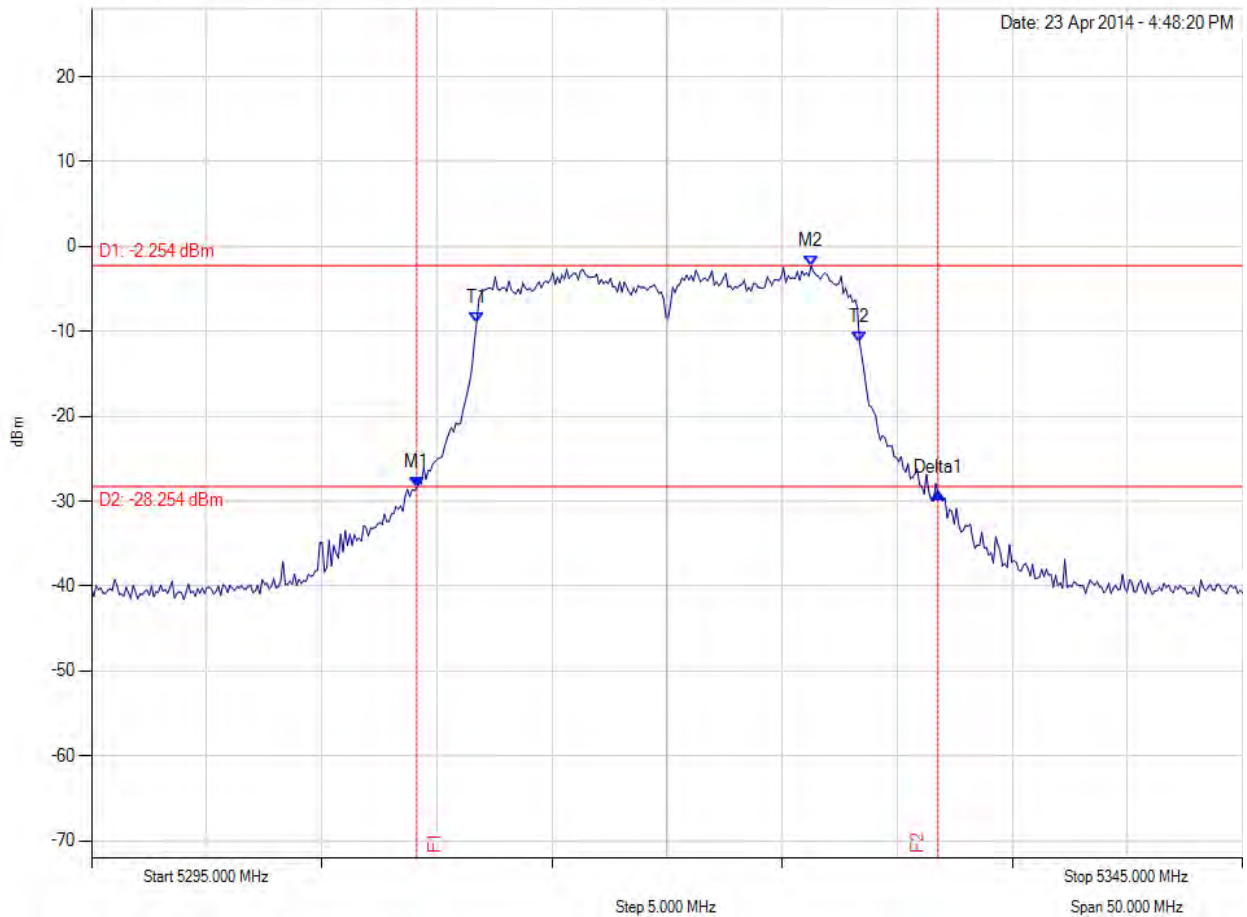
Variation: 802.11a, Channel: 5320.00 MHz, Chain a, Temp: Ambient, Voltage: 55 Vdc

Ref Level: 28 dBm
23.9 dB Offset

Sweep Time: 20.0 s

RBW: 200 KHz
VBW: 300 KHz

Date: 23 Apr 2014 - 4:48:20 PM



Analyser Setup	Marker:Frequency:Amplitude	Test Results
Detector = MAX PEAK Sweep Count = 0 RF Atten (dB) = 20 Trace Mode = VIEW	M1 : 5309.128 MHz : -28.339 dBm M2 : 5326.263 MHz : -2.254 dBm Delta1 : 22.645 MHz : -0.714 dB T1 : 5311.733 MHz : -8.971 dBm T2 : 5328.367 MHz : -11.270 dBm OBW : 16.633 MHz	Measured 26 dB Bandwidth: 22.645 MHz Measured 99% Bandwidth: 16.633 MHz

[Back to Matrix](#)

This test report may be reproduced in full only. The document may only be updated by MiCOM Labs personnel. Any changes will be noted in the Document History section of the report.



26 dB & 99% BANDWIDTH



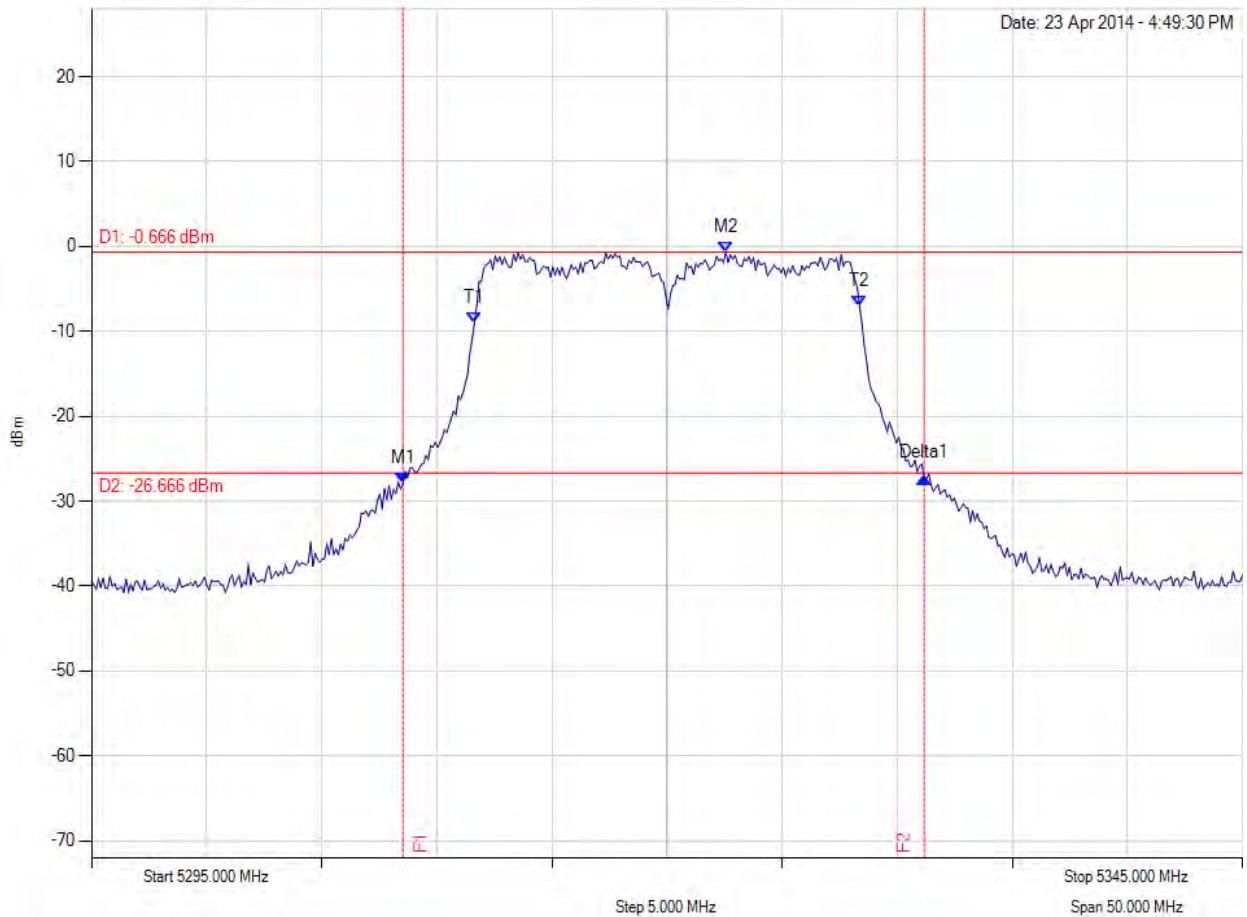
Variant: 802.11a, Channel: 5320.00 MHz, Chain b, Temp: Ambient, Voltage: 55 Vdc

Ref Level: 28 dBm
24.5 dB Offset

Sweep Time: 20.0 s

RBW: 200 KHz
VBW: 300 KHz

Date: 23 Apr 2014 - 4:49:30 PM



Analyser Setup	Marker:Frequency:Amplitude	Test Results
Detector = MAX PEAK Sweep Count = 0 RF Atten (dB) = 20 Trace Mode = VIEW	M1 : 5308.527 MHz : -27.916 dBm M2 : 5322.555 MHz : -0.666 dBm Delta1 : 22.645 MHz : 0.639 dB T1 : 5311.633 MHz : -9.045 dBm T2 : 5328.367 MHz : -7.050 dBm OBW : 16.733 MHz	Measured 26 dB Bandwidth: 22.645 MHz Measured 99% Bandwidth: 16.733 MHz

[Back to Matrix](#)

This test report may be reproduced in full only. The document may only be updated by MiCOM Labs personnel. Any changes will be noted in the Document History section of the report.



26 dB & 99% BANDWIDTH



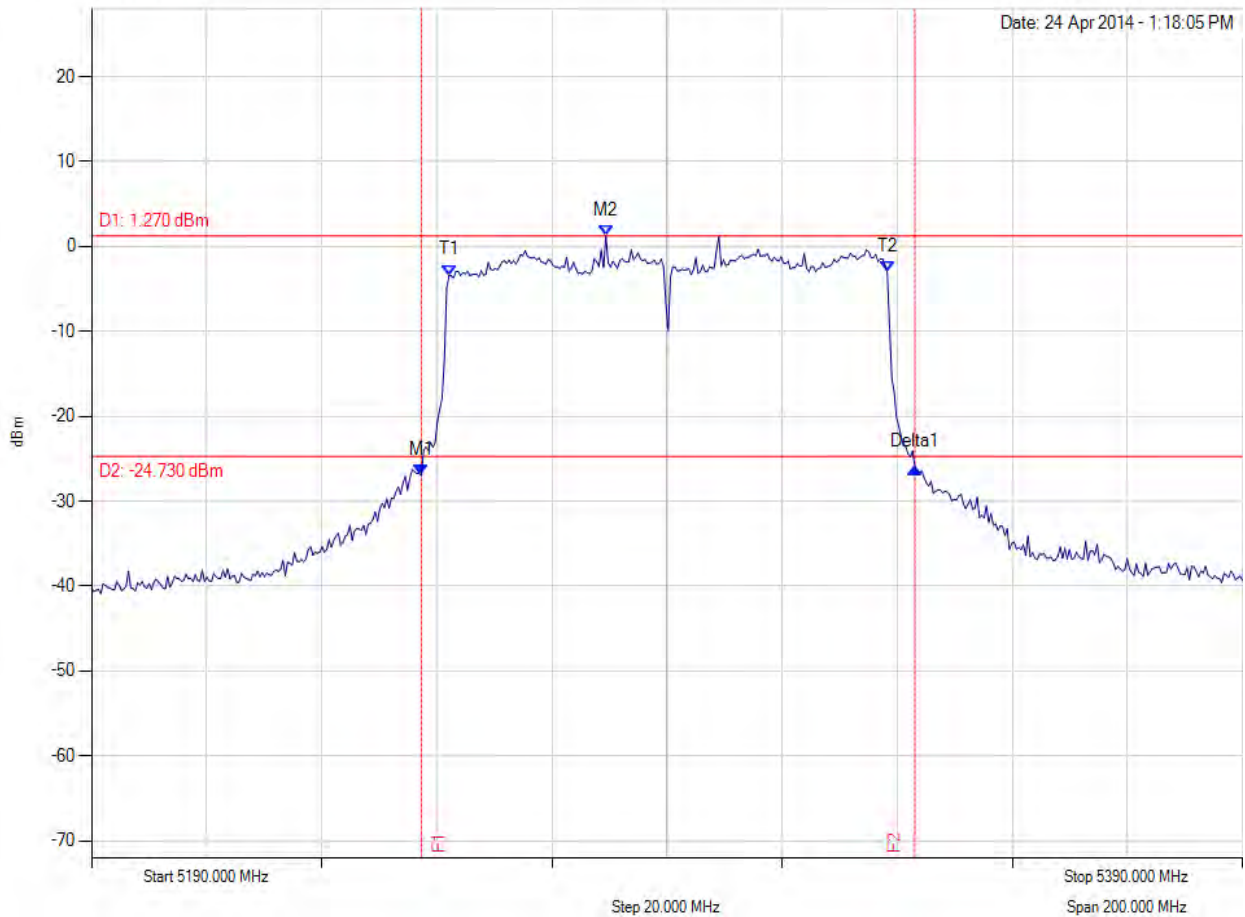
Variant: 802.11ac-80, Channel: 5290.00 MHz, Chain a, Temp: Ambient, Voltage: 55 Vdc

Ref Level: 28 dBm
23.9 dB Offset

Sweep Time: 20.0 s

RBW: 200 KHz
VBW: 300 KHz

Date: 24 Apr 2014 - 1:18:05 PM



Analyser Setup	Marker:Frequency:Amplitude	Test Results
Detector = MAX PEAK Sweep Count = 0 RF Atten (dB) = 20 Trace Mode = VIEW	M1 : 5247.315 MHz : -26.970 dBm M2 : 5279.379 MHz : 1.270 dBm Delta1 : 85.772 MHz : 0.944 dB T1 : 5252.124 MHz : -3.377 dBm T2 : 5328.277 MHz : -3.025 dBm OBW : 76.152 MHz	Measured 26 dB Bandwidth: 85.772 MHz Measured 99% Bandwidth: 76.152 MHz

[Back to Matrix](#)

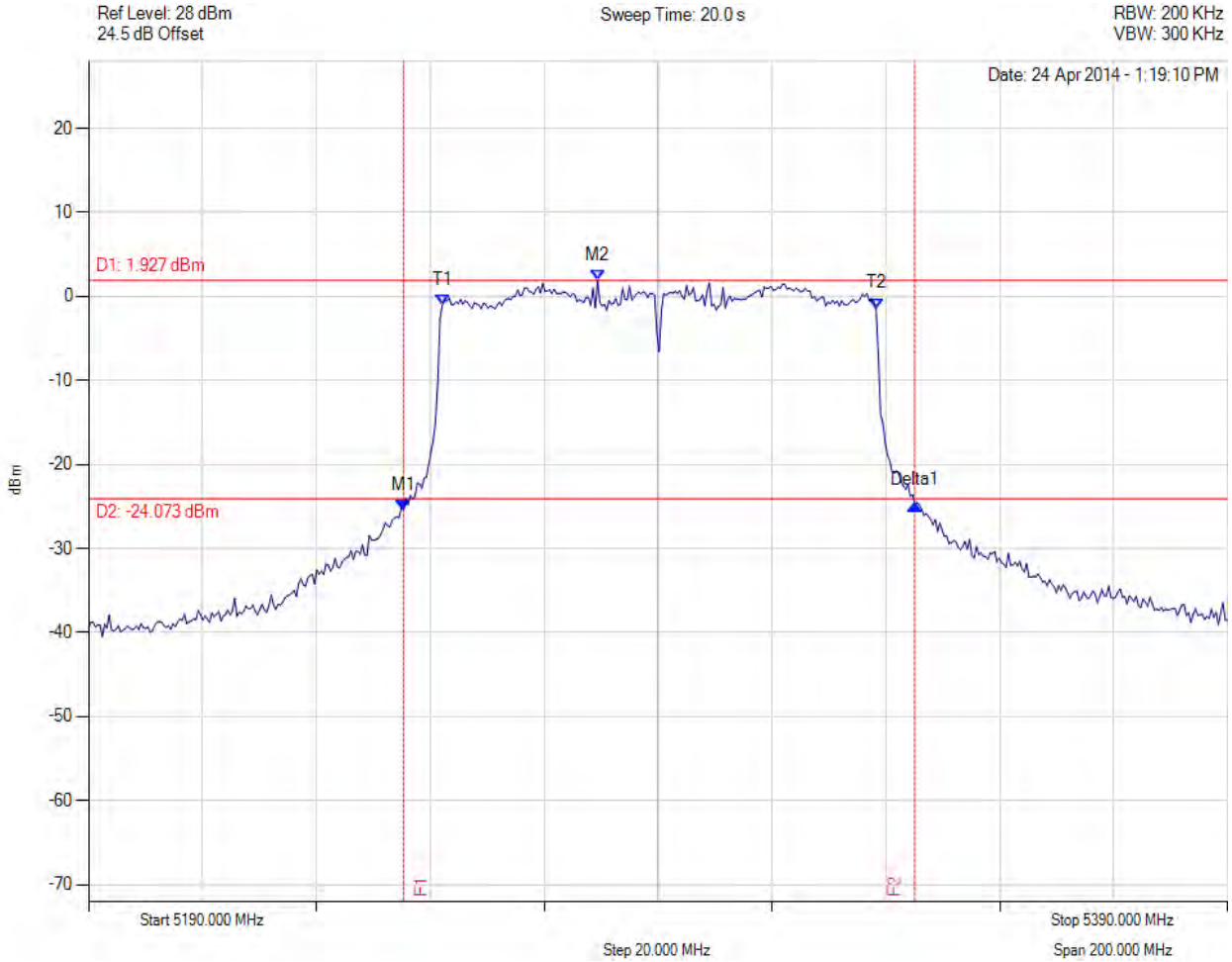
This test report may be reproduced in full only. The document may only be updated by MiCOM Labs personnel. Any changes will be noted in the Document History section of the report.



26 dB & 99% BANDWIDTH



Variant: 802.11ac-80, Channel: 5290.00 MHz, Chain b, Temp: Ambient, Voltage: 55 Vdc



Analyser Setup	Marker:Frequency:Amplitude	Test Results
Detector = MAX PEAK Sweep Count = 0 RF Atten (dB) = 20 Trace Mode = VIEW	M1 : 5245.311 MHz : -25.455 dBm M2 : 5279.379 MHz : 1.927 dBm Delta1 : 89.780 MHz : 0.708 dB T1 : 5252.124 MHz : -0.981 dBm T2 : 5328.277 MHz : -1.424 dBm OBW : 76.152 MHz	Measured 26 dB Bandwidth: 89.780 MHz Measured 99% Bandwidth: 76.152 MHz

[Back to Matrix](#)

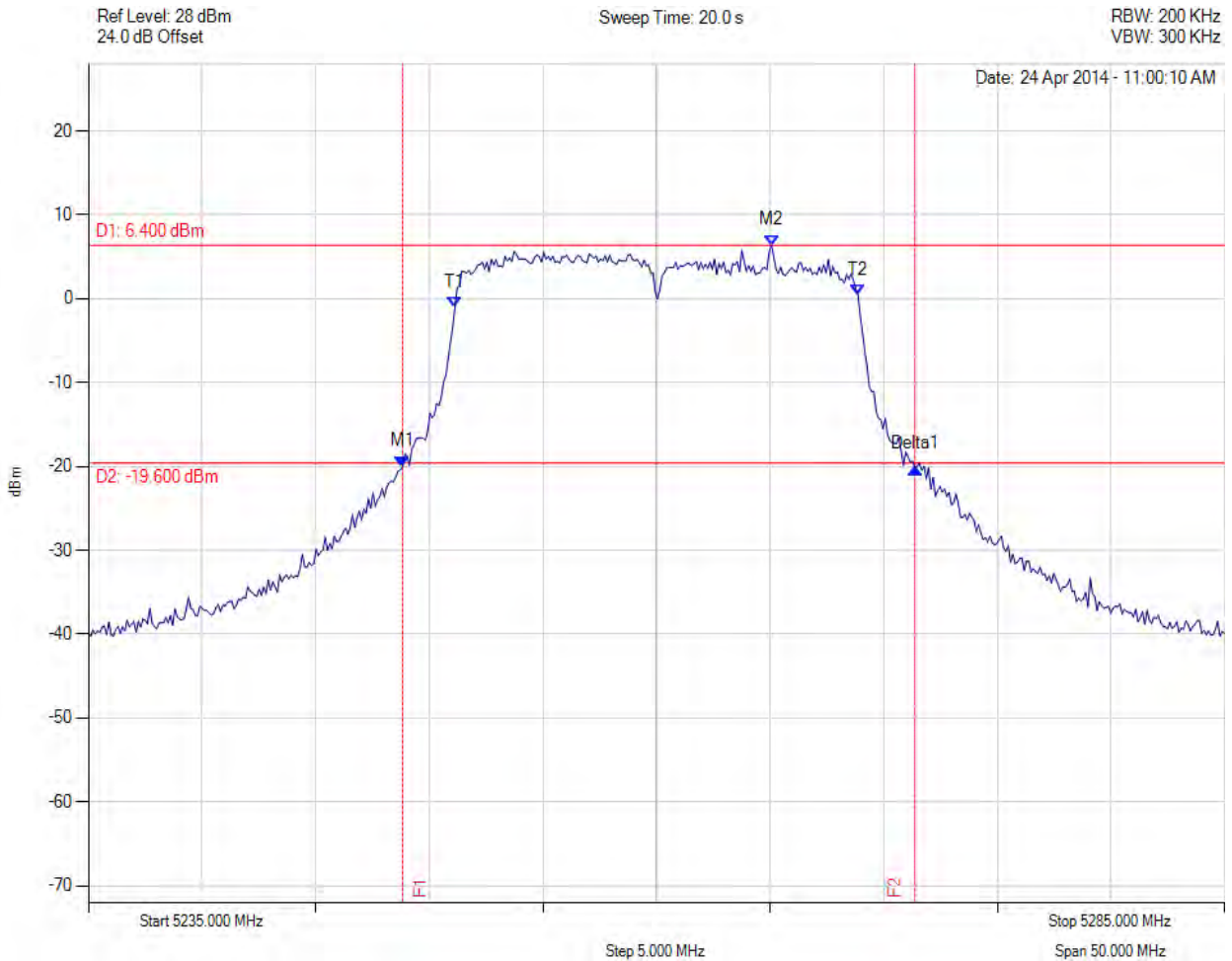
This test report may be reproduced in full only. The document may only be updated by MiCOM Labs personnel. Any changes will be noted in the Document History section of the report.



26 dB & 99% BANDWIDTH



Variant: 802.11n HT-20, Channel: 5260.00 MHz, Chain a, Temp: Ambient, Voltage: 55 Vdc



Analyser Setup	Marker:Frequency:Amplitude	Test Results
Detector = MAX PEAK Sweep Count = 0 RF Atten (dB) = 20 Trace Mode = VIEW	M1 : 5248.828 MHz : -19.996 dBm M2 : 5265.060 MHz : 6.400 dBm Delta1 : 22.545 MHz : -0.189 dB T1 : 5251.132 MHz : -1.015 dBm T2 : 5268.868 MHz : 0.435 dBm OBW : 17.735 MHz	Measured 26 dB Bandwidth: 22.545 MHz Measured 99% Bandwidth: 17.735 MHz

[Back to Matrix](#)

This test report may be reproduced in full only. The document may only be updated by MiCOM Labs personnel. Any changes will be noted in the Document History section of the report.

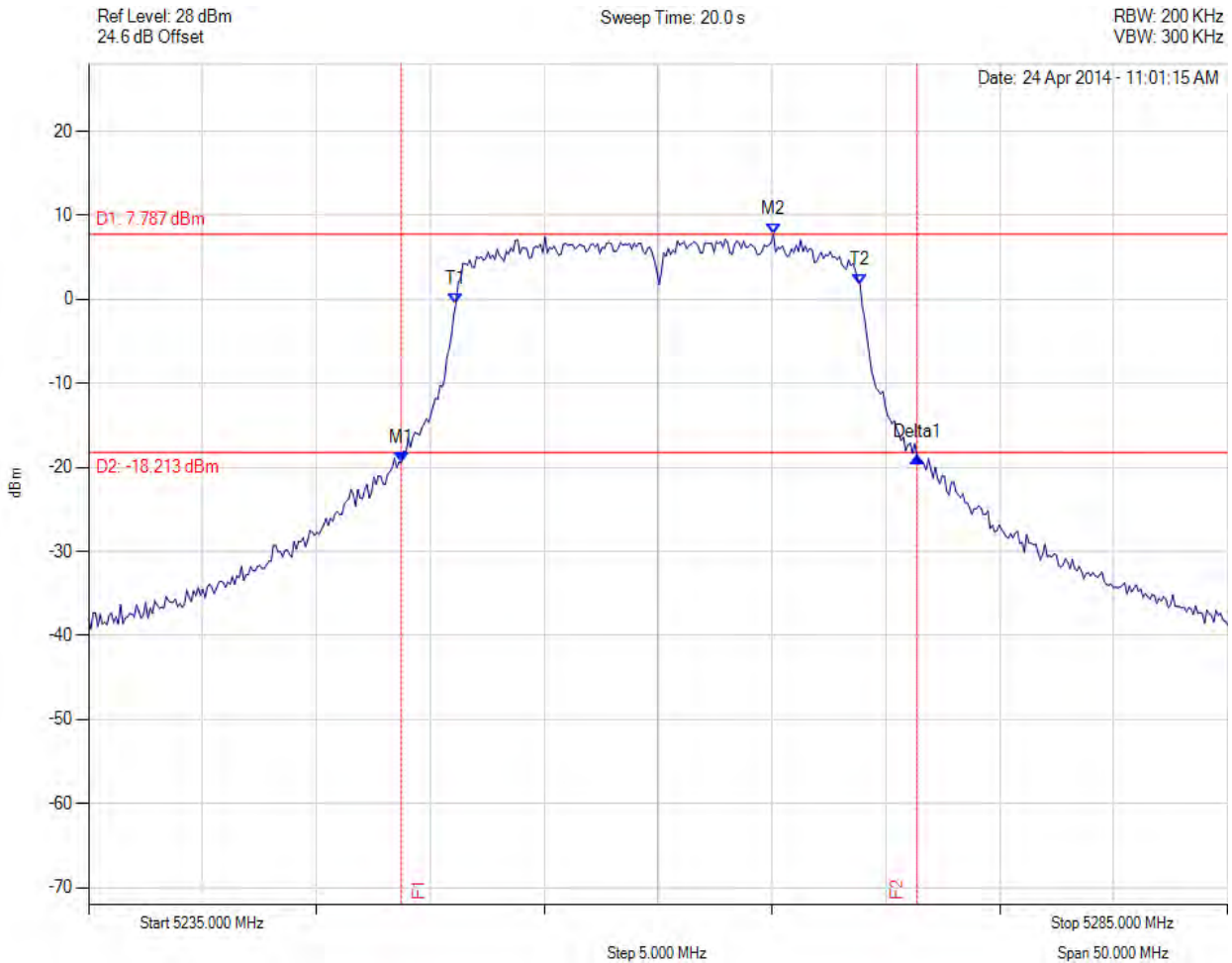


Title: Xirrus Inc. XI-AC1300, XI-AC867 (DFS Bands)
To: FCC 47 CFR Part 15.407 & IC RSS-210
Serial #: XIRR04-U8 Rev A
Issue Date: 22nd September 2014
Page: 310 of 492

26 dB & 99% BANDWIDTH



Variant: 802.11n HT-20, Channel: 5260.00 MHz, Chain b, Temp: Ambient, Voltage: 55 Vdc



Analyser Setup	Marker:Frequency:Amplitude	Test Results
Detector = MAX PEAK Sweep Count = 0 RF Atten (dB) = 20 Trace Mode = VIEW	M1 : 5248.727 MHz : -19.362 dBm M2 : 5265.060 MHz : 7.787 dBm Delta1 : 22.645 MHz : 0.606 dB T1 : 5251.132 MHz : -0.468 dBm T2 : 5268.868 MHz : 1.759 dBm OBW : 17.735 MHz	Measured 26 dB Bandwidth: 22.645 MHz Measured 99% Bandwidth: 17.735 MHz

[Back to Matrix](#)

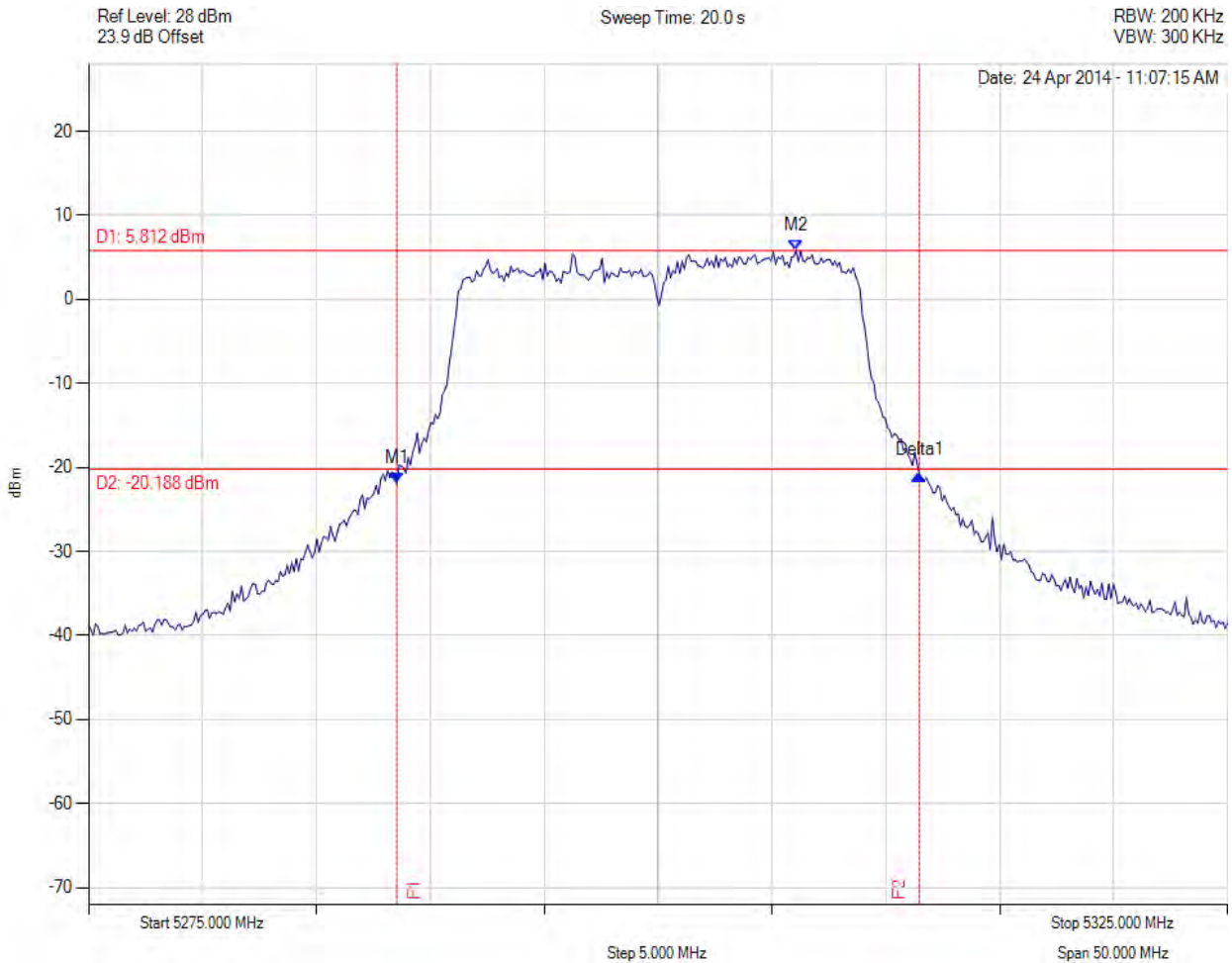
This test report may be reproduced in full only. The document may only be updated by MiCOM Labs personnel. Any changes will be noted in the Document History section of the report.



26 dB & 99% BANDWIDTH



Variant: 802.11n HT-20, Channel: 5300.00 MHz, Chain a, Temp: Ambient, Voltage: 55 Vdc



Analyser Setup	Marker:Frequency:Amplitude	Test Results
Detector = MAX PEAK Sweep Count = 0 RF Atten (dB) = 20 Trace Mode = VIEW	M1 : 5288.527 MHz : -21.922 dBm M2 : 5306.062 MHz : 5.812 dBm Delta1 : 22.946 MHz : 1.043 dB T1 : 0 Hz : 500.000 dBm T2 : 0 Hz : 500.000 dBm OBW : 17.836 MHz	Measured 26 dB Bandwidth: 22.946 MHz Measured 99% Bandwidth: 17.836 MHz

[Back to Matrix](#)

This test report may be reproduced in full only. The document may only be updated by MiCOM Labs personnel. Any changes will be noted in the Document History section of the report.



26 dB & 99% BANDWIDTH



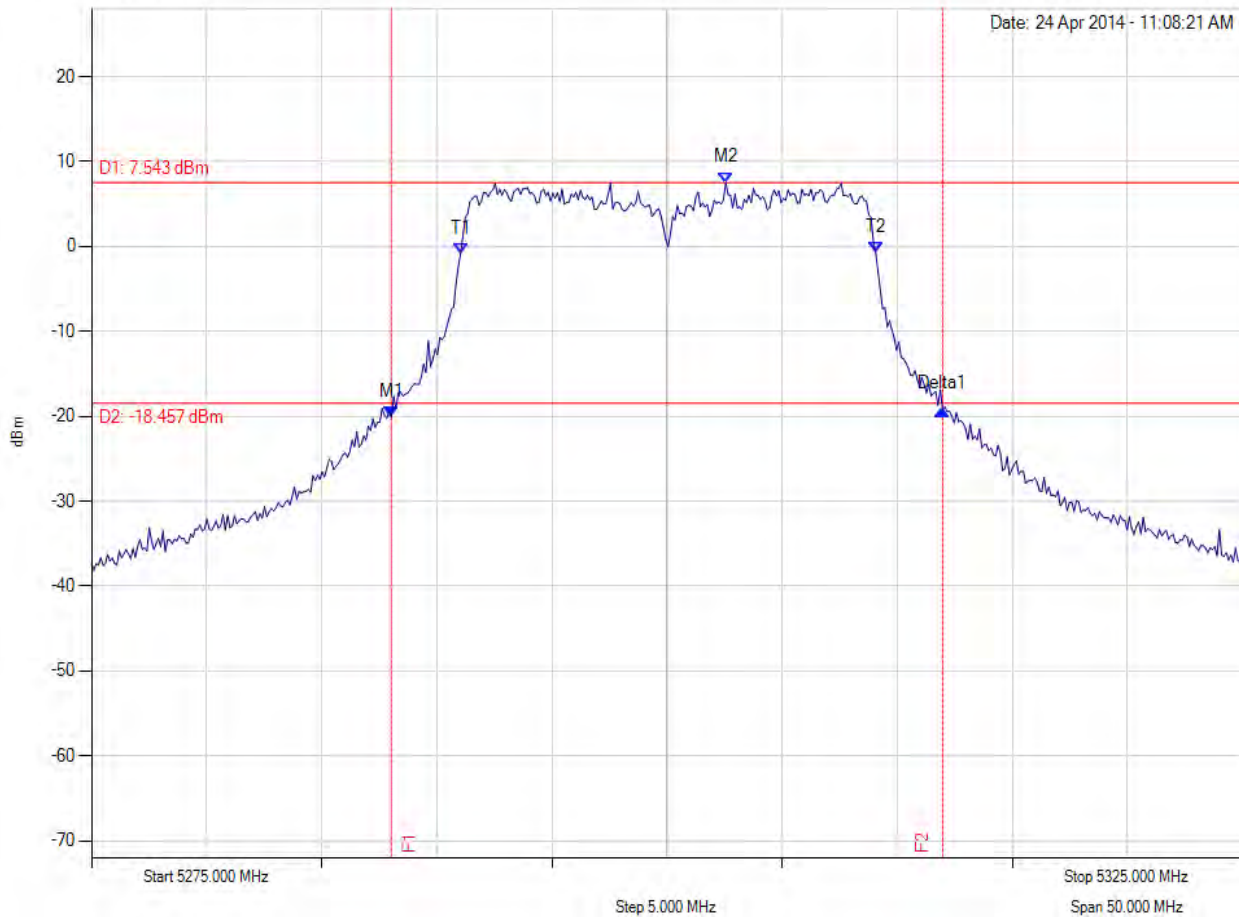
Variant: 802.11n HT-20, Channel: 5300.00 MHz, Chain b, Temp: Ambient, Voltage: 55 Vdc

Ref Level: 28 dBm
24.5 dB Offset

Sweep Time: 20.0 s

RBW: 200 KHz
VBW: 300 KHz

Date: 24 Apr 2014 - 11:08:21 AM



Analyser Setup	Marker:Frequency:Amplitude	Test Results
Detector = MAX PEAK Sweep Count = 0 RF Atten (dB) = 20 Trace Mode = VIEW	M1 : 5288.026 MHz : -20.045 dBm M2 : 5302.555 MHz : 7.543 dBm Delta1 : 23.948 MHz : 0.870 dB T1 : 5291.032 MHz : -0.794 dBm T2 : 5309.068 MHz : -0.688 dBm OBW : 18.036 MHz	Measured 26 dB Bandwidth: 23.948 MHz Measured 99% Bandwidth: 18.036 MHz

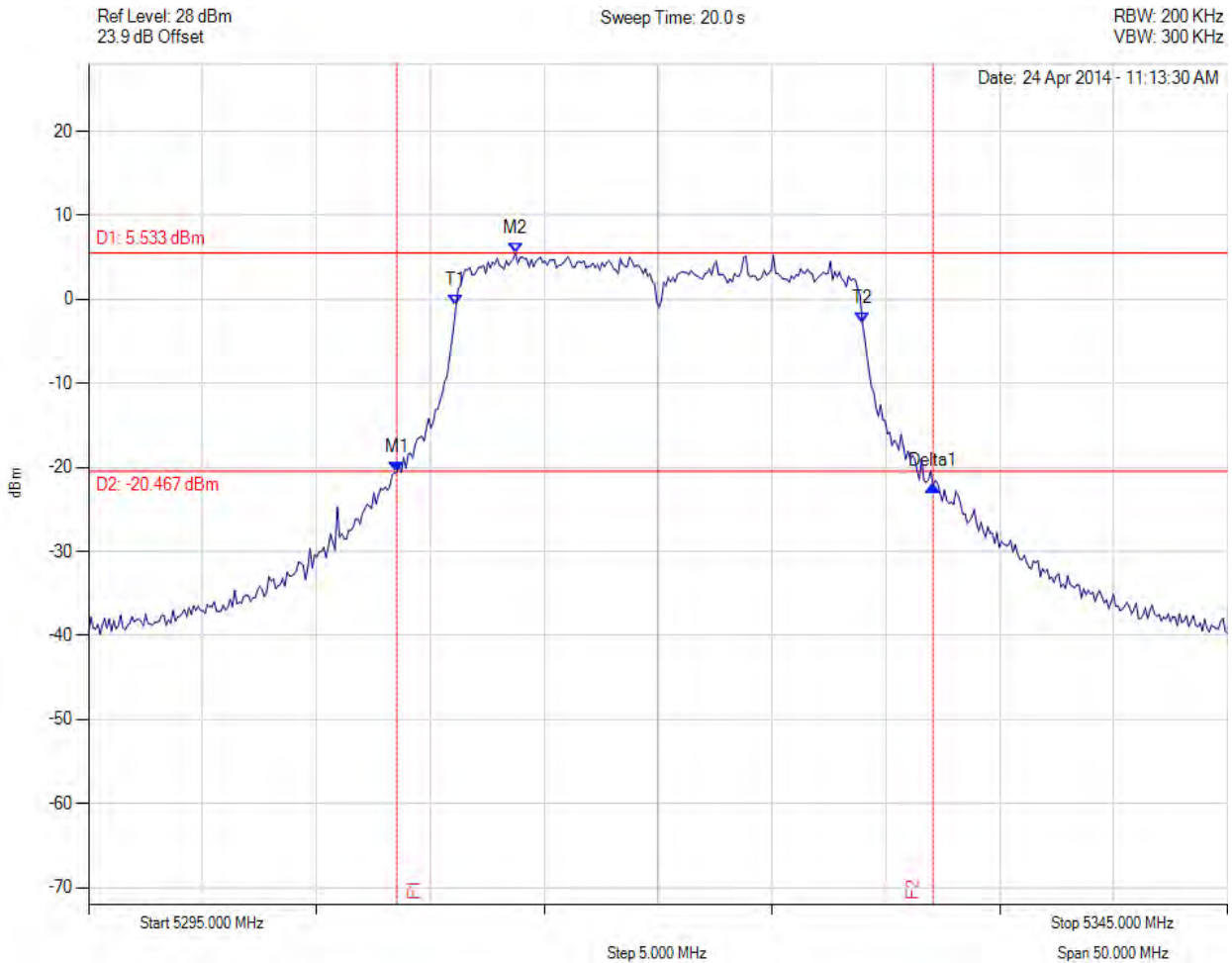
[Back to Matrix](#)

This test report may be reproduced in full only. The document may only be updated by MiCOM Labs personnel. Any changes will be noted in the Document History section of the report.



26 dB & 99% BANDWIDTH

Variant: 802.11n HT-20, Channel: 5320.00 MHz, Chain a, Temp: Ambient, Voltage: 55 Vdc



Analyser Setup	Marker:Frequency:Amplitude	Test Results
Detector = MAX PEAK Sweep Count = 0 RF Atten (dB) = 20 Trace Mode = VIEW	M1 : 5308.527 MHz : -20.586 dBm M2 : 5313.737 MHz : 5.533 dBm Delta1 : 23.547 MHz : -1.582 dB T1 : 5311.132 MHz : -0.716 dBm T2 : 5328.968 MHz : -2.815 dBm OBW : 17.836 MHz	Measured 26 dB Bandwidth: 23.547 MHz Measured 99% Bandwidth: 17.836 MHz

[Back to Matrix](#)

This test report may be reproduced in full only. The document may only be updated by MiCOM Labs personnel. Any changes will be noted in the Document History section of the report.



26 dB & 99% BANDWIDTH

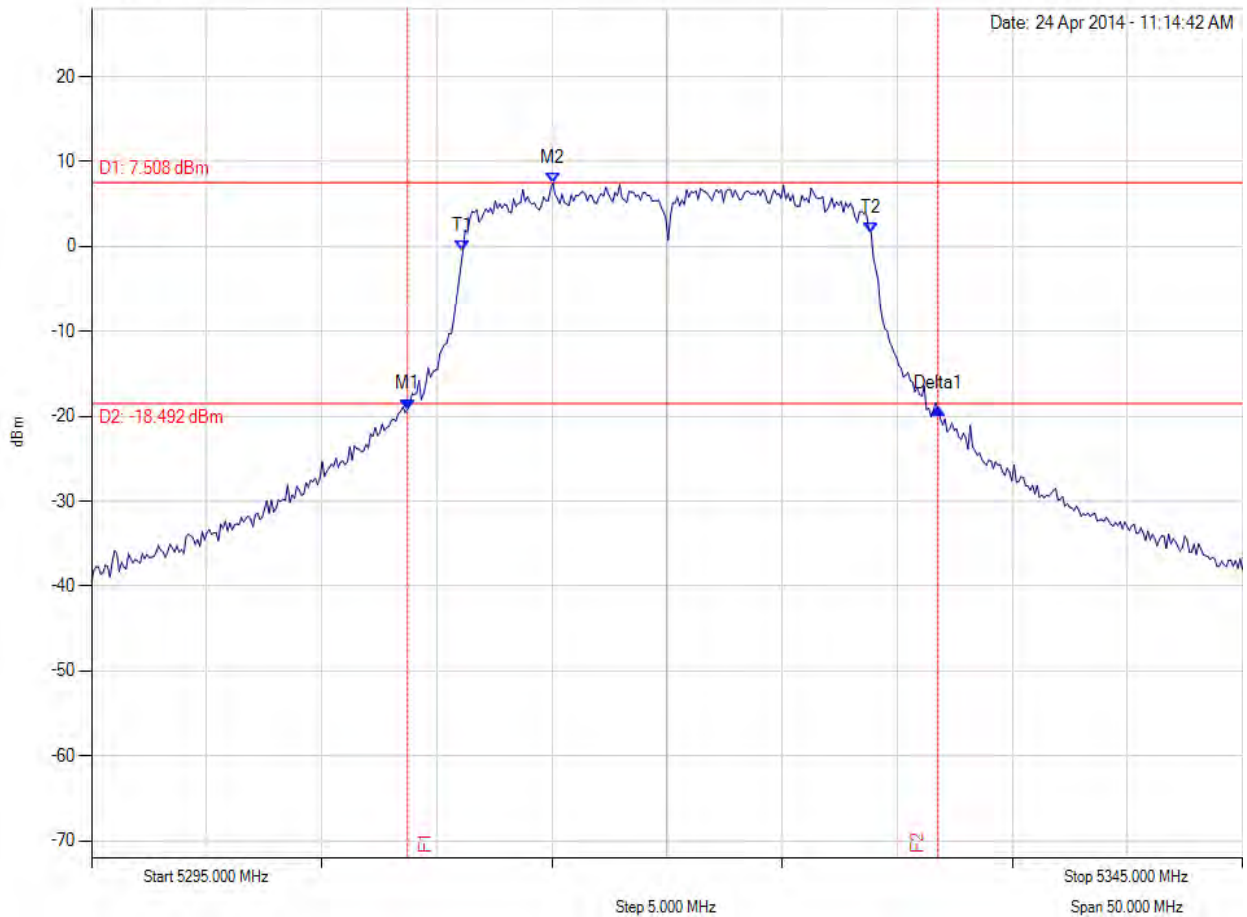


Variant: 802.11n HT-20, Channel: 5320.00 MHz, Chain b, Temp: Ambient, Voltage: 55 Vdc

Ref Level: 28 dBm
24.5 dB Offset

Sweep Time: 20.0 s

RBW: 200 KHz
VBW: 300 KHz



Analyser Setup	Marker:Frequency:Amplitude	Test Results
Detector = MAX PEAK Sweep Count = 0 RF Atten (dB) = 20 Trace Mode = VIEW	M1 : 5308.727 MHz : -19.171 dBm M2 : 5315.040 MHz : 7.508 dBm Delta1 : 23.046 MHz : 0.055 dB T1 : 5311.132 MHz : -0.574 dBm T2 : 5328.868 MHz : 1.651 dBm OBW : 17.735 MHz	Measured 26 dB Bandwidth: 23.046 MHz Measured 99% Bandwidth: 17.735 MHz

[Back to Matrix](#)

This test report may be reproduced in full only. The document may only be updated by MiCOM Labs personnel. Any changes will be noted in the Document History section of the report.



Title: Xirrus Inc. XI-AC1300, XI-AC867 (DFS Bands)
To: FCC 47 CFR Part 15.407 & IC RSS-210
Serial #: XIRR04-U8 Rev A
Issue Date: 22nd September 2014
Page: 315 of 492

26 dB & 99% BANDWIDTH

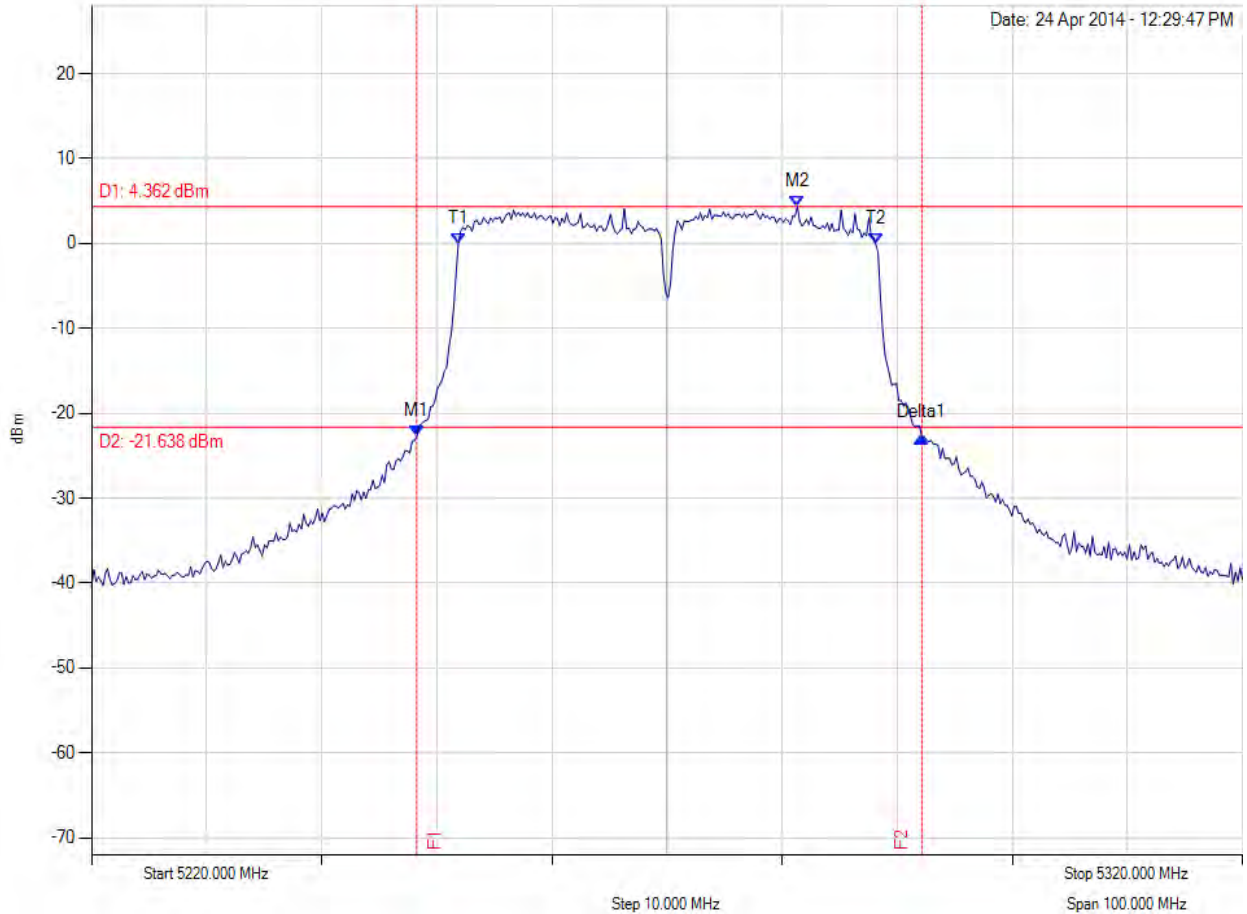


Variat: 802.11n HT-40, Channel: 5270.00 MHz, Chain a, Temp: Ambient, Voltage: 55 Vdc

Ref Level: 28 dBm
23.9 dB Offset

Sweep Time: 20.0 s

RBW: 200 KHz
VBW: 300 KHz



Analyser Setup	Marker:Frequency:Amplitude	Test Results
Detector = MAX PEAK Sweep Count = 0 RF Atten (dB) = 20 Trace Mode = VIEW	M1 : 5248.257 MHz : -22.738 dBm M2 : 5281.323 MHz : 4.362 dBm Delta1 : 43.888 MHz : -0.063 dB T1 : 5251.864 MHz : -0.039 dBm T2 : 5288.136 MHz : -0.066 dBm OBW : 36.273 MHz	Measured 26 dB Bandwidth: 43.888 MHz Measured 99% Bandwidth: 36.273 MHz

[Back to Matrix](#)

This test report may be reproduced in full only. The document may only be updated by MiCOM Labs personnel. Any changes will be noted in the Document History section of the report.

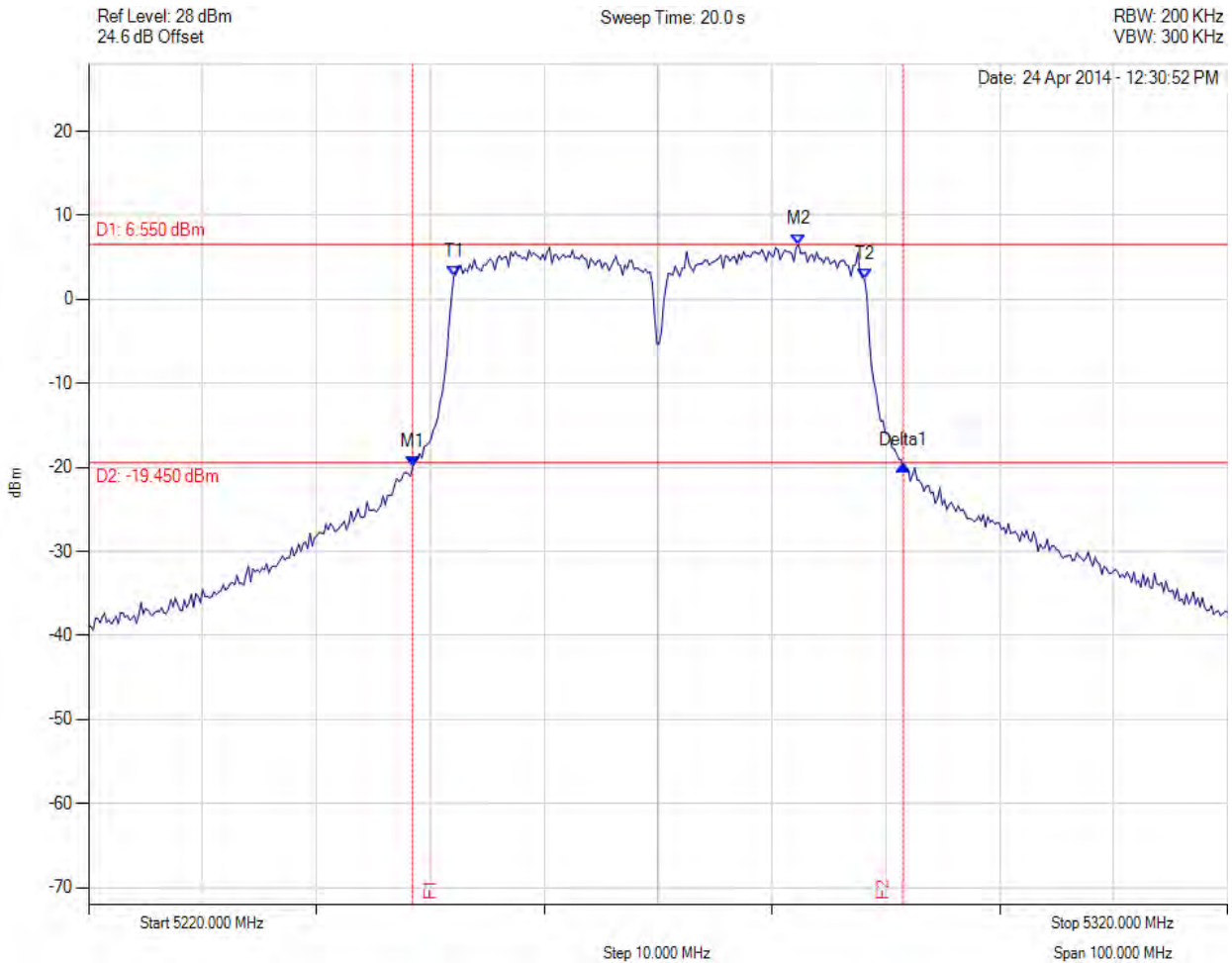


Title: Xirrus Inc. XI-AC1300, XI-AC867 (DFS Bands)
To: FCC 47 CFR Part 15.407 & IC RSS-210
Serial #: XIRR04-U8 Rev A
Issue Date: 22nd September 2014
Page: 316 of 492

26 dB & 99% BANDWIDTH



Variant: 802.11n HT-40, Channel: 5270.00 MHz, Chain b, Temp: Ambient, Voltage: 55 Vdc



Analyser Setup	Marker:Frequency:Amplitude	Test Results
Detector = MAX PEAK Sweep Count = 0 RF Atten (dB) = 20 Trace Mode = VIEW	M1 : 5248.457 MHz : -19.948 dBm M2 : 5282.325 MHz : 6.550 dBm Delta1 : 43.086 MHz : 0.230 dB T1 : 5252.064 MHz : 2.727 dBm T2 : 5288.136 MHz : 2.381 dBm OBW : 36.072 MHz	Measured 26 dB Bandwidth: 43.086 MHz Measured 99% Bandwidth: 36.072 MHz

[Back to Matrix](#)

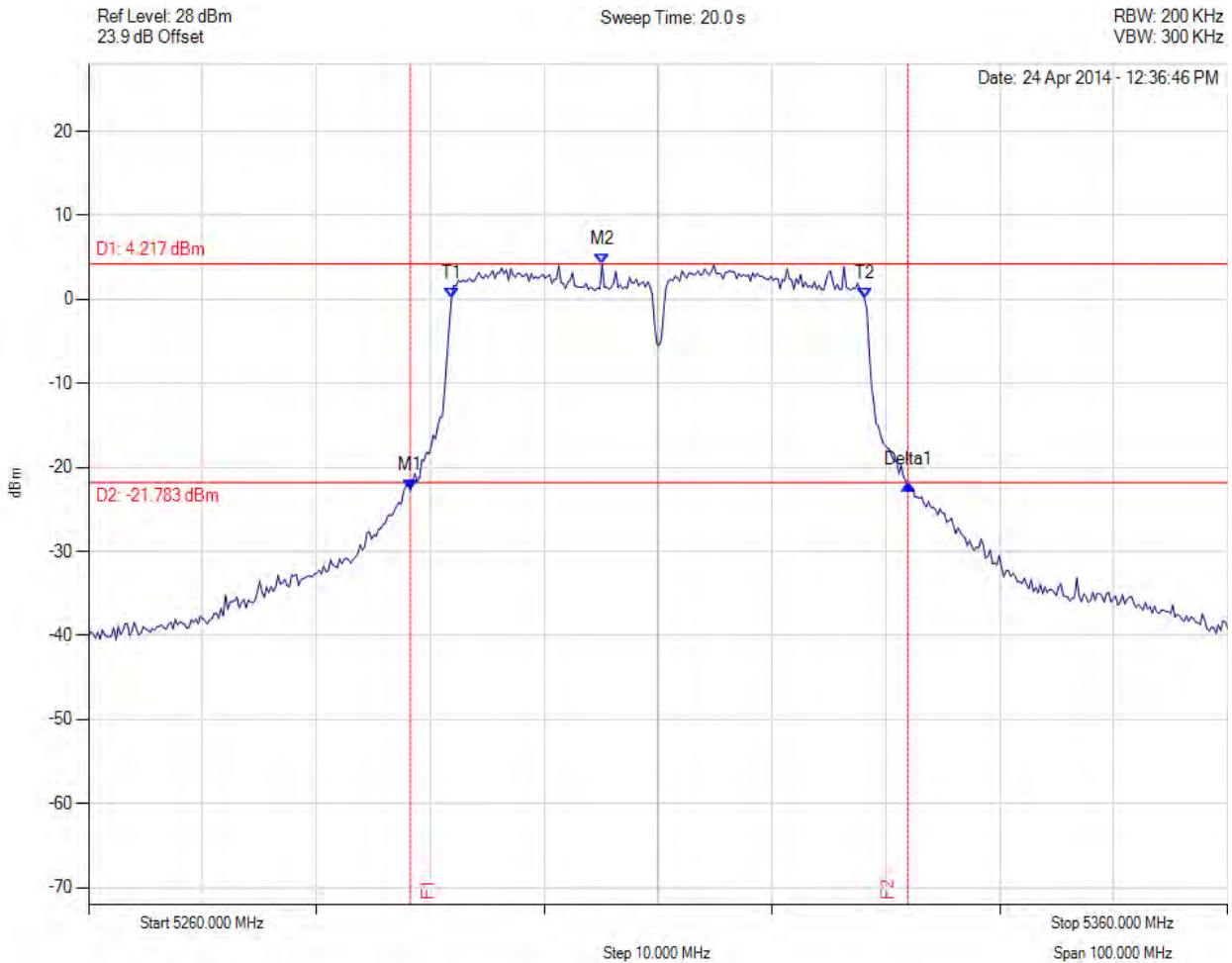
This test report may be reproduced in full only. The document may only be updated by MiCOM Labs personnel. Any changes will be noted in the Document History section of the report.



26 dB & 99% BANDWIDTH



Variant: 802.11n HT-40, Channel: 5310.00 MHz, Chain a, Temp: Ambient, Voltage: 55 Vdc



Analyser Setup	Marker:Frequency:Amplitude	Test Results
Detector = MAX PEAK Sweep Count = 0 RF Atten (dB) = 20 Trace Mode = VIEW	M1 : 5288.257 MHz : -22.632 dBm M2 : 5305.090 MHz : 4.217 dBm Delta1 : 43.687 MHz : 0.632 dB T1 : 5291.864 MHz : 0.117 dBm T2 : 5328.136 MHz : 0.121 dBm OBW : 36.273 MHz	Measured 26 dB Bandwidth: 43.687 MHz Measured 99% Bandwidth: 36.273 MHz

[Back to Matrix](#)

This test report may be reproduced in full only. The document may only be updated by MiCOM Labs personnel. Any changes will be noted in the Document History section of the report.

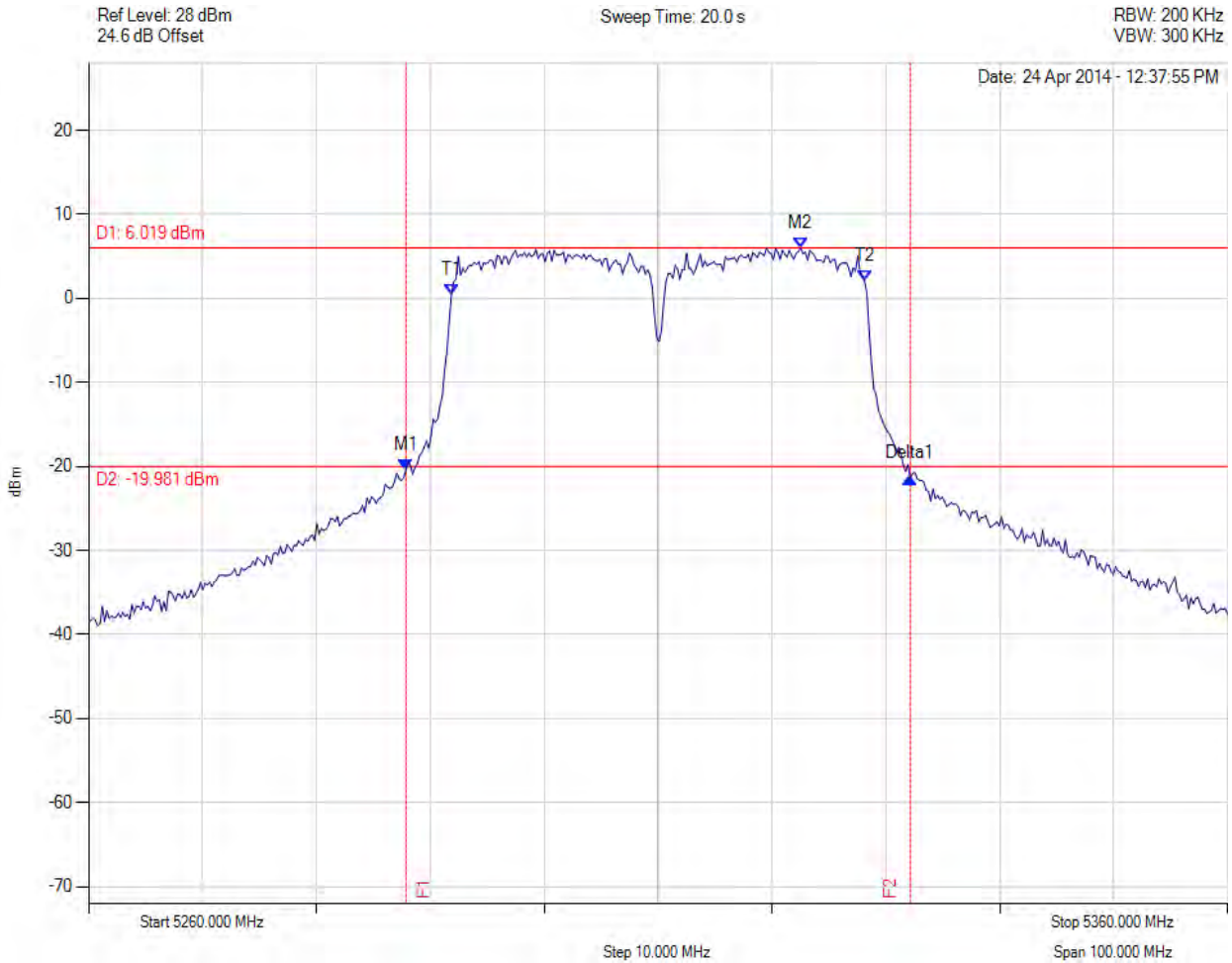


Title: Xirrus Inc. XI-AC1300, XI-AC867 (DFS Bands)
To: FCC 47 CFR Part 15.407 & IC RSS-210
Serial #: XIRR04-U8 Rev A
Issue Date: 22nd September 2014
Page: 318 of 492

26 dB & 99% BANDWIDTH



Variant: 802.11n HT-40, Channel: 5310.00 MHz, Chain b, Temp: Ambient, Voltage: 55 Vdc



Analyser Setup	Marker:Frequency:Amplitude	Test Results
Detector = MAX PEAK Sweep Count = 0 RF Atten (dB) = 20 Trace Mode = VIEW	M1 : 5287.856 MHz : -20.391 dBm M2 : 5322.525 MHz : 6.019 dBm Delta1 : 44.289 MHz : -1.011 dB T1 : 5291.864 MHz : 0.485 dBm T2 : 5328.136 MHz : 2.092 dBm OBW : 36.273 MHz	Measured 26 dB Bandwidth: 44.289 MHz Measured 99% Bandwidth: 36.273 MHz

[Back to Matrix](#)

This test report may be reproduced in full only. The document may only be updated by MiCOM Labs personnel. Any changes will be noted in the Document History section of the report.

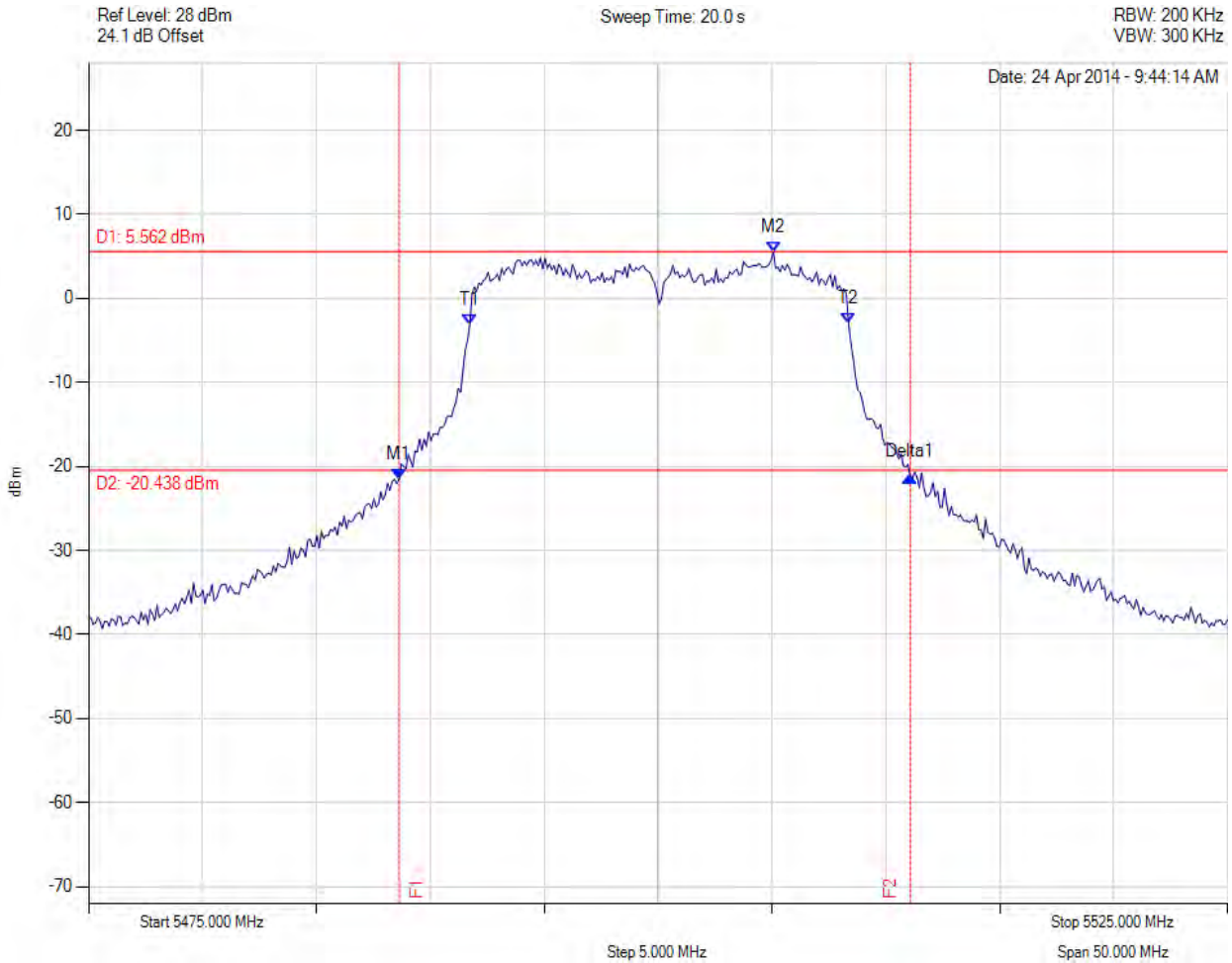


Title: Xirrus Inc. XI-AC1300, XI-AC867 (DFS Bands)
To: FCC 47 CFR Part 15.407 & IC RSS-210
Serial #: XIRR04-U8 Rev A
Issue Date: 22nd September 2014
Page: 319 of 492

26 dB & 99% BANDWIDTH



Variante: 802.11a, Channel: 5500.00 MHz, Chain a, Temp: Ambient, Voltage: 55 Vdc



Analyser Setup	Marker:Frequency:Amplitude	Test Results
Detector = MAX PEAK Sweep Count = 0 RF Atten (dB) = 20 Trace Mode = VIEW	M1 : 5488.627 MHz : -21.554 dBm M2 : 5505.060 MHz : 5.562 dBm Delta1 : 22.445 MHz : 0.329 dB T1 : 5491.733 MHz : -3.190 dBm T2 : 5508.367 MHz : -3.021 dBm OBW : 16.633 MHz	Measured 26 dB Bandwidth: 22.445 MHz Measured 99% Bandwidth: 16.633 MHz

[Back to Matrix](#)

This test report may be reproduced in full only. The document may only be updated by MiCOM Labs personnel. Any changes will be noted in the Document History section of the report.



26 dB & 99% BANDWIDTH



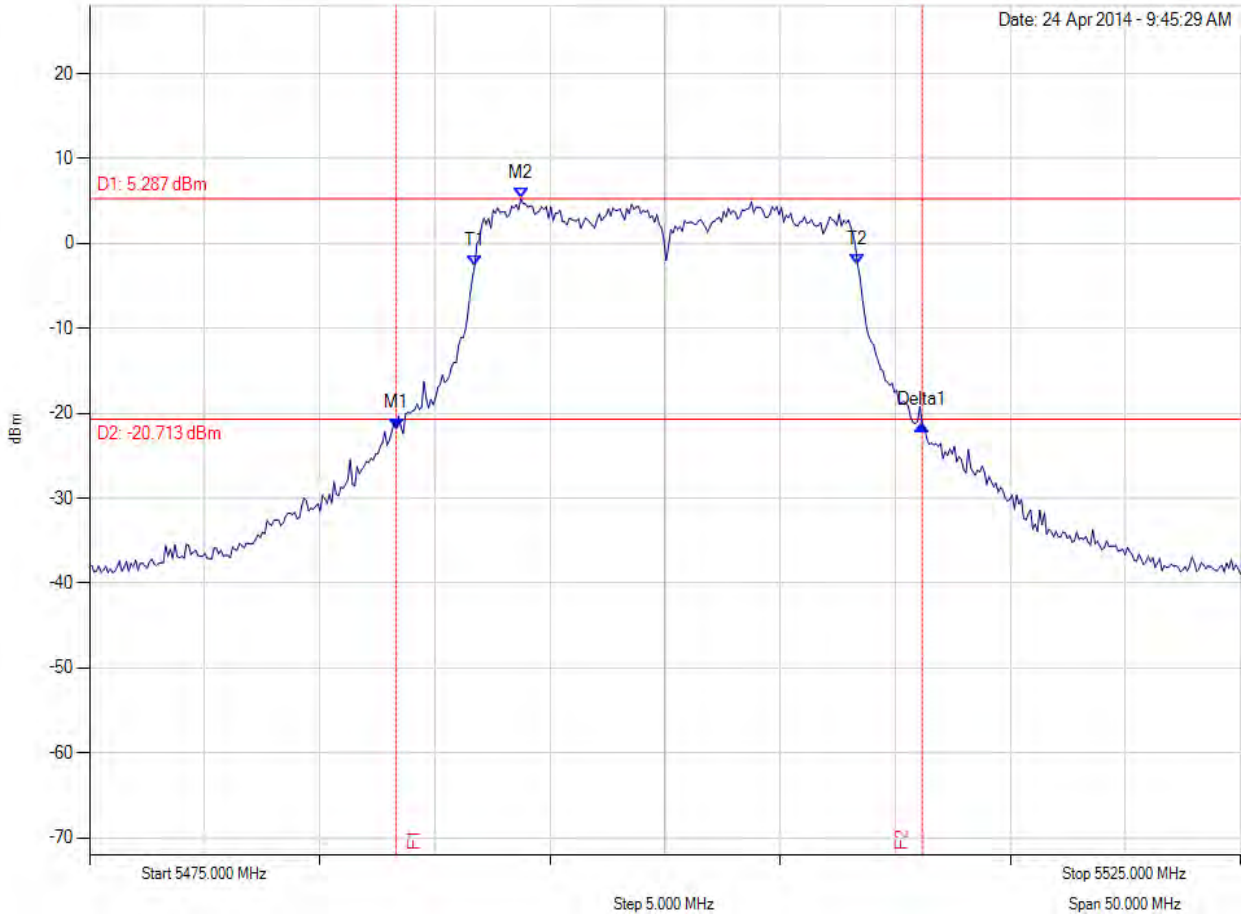
Variant: 802.11a, Channel: 5500.00 MHz, Chain b, Temp: Ambient, Voltage: 55 Vdc

Ref Level: 28 dBm
24.8 dB Offset

Sweep Time: 20.0 s

RBW: 200 KHz
VBW: 300 KHz

Date: 24 Apr 2014 - 9:45:29 AM



Analyser Setup	Marker:Frequency:Amplitude	Test Results
Detector = MAX PEAK Sweep Count = 0 RF Atten (dB) = 20 Trace Mode = VIEW	M1 : 5488.327 MHz : -21.784 dBm M2 : 5493.737 MHz : 5.287 dBm Delta1 : 22.846 MHz : 0.480 dB T1 : 5491.733 MHz : -2.590 dBm T2 : 5508.367 MHz : -2.451 dBm OBW : 16.633 MHz	Measured 26 dB Bandwidth: 22.846 MHz Measured 99% Bandwidth: 16.633 MHz

[Back to Matrix](#)

This test report may be reproduced in full only. The document may only be updated by MiCOM Labs personnel. Any changes will be noted in the Document History section of the report.



26 dB & 99% BANDWIDTH

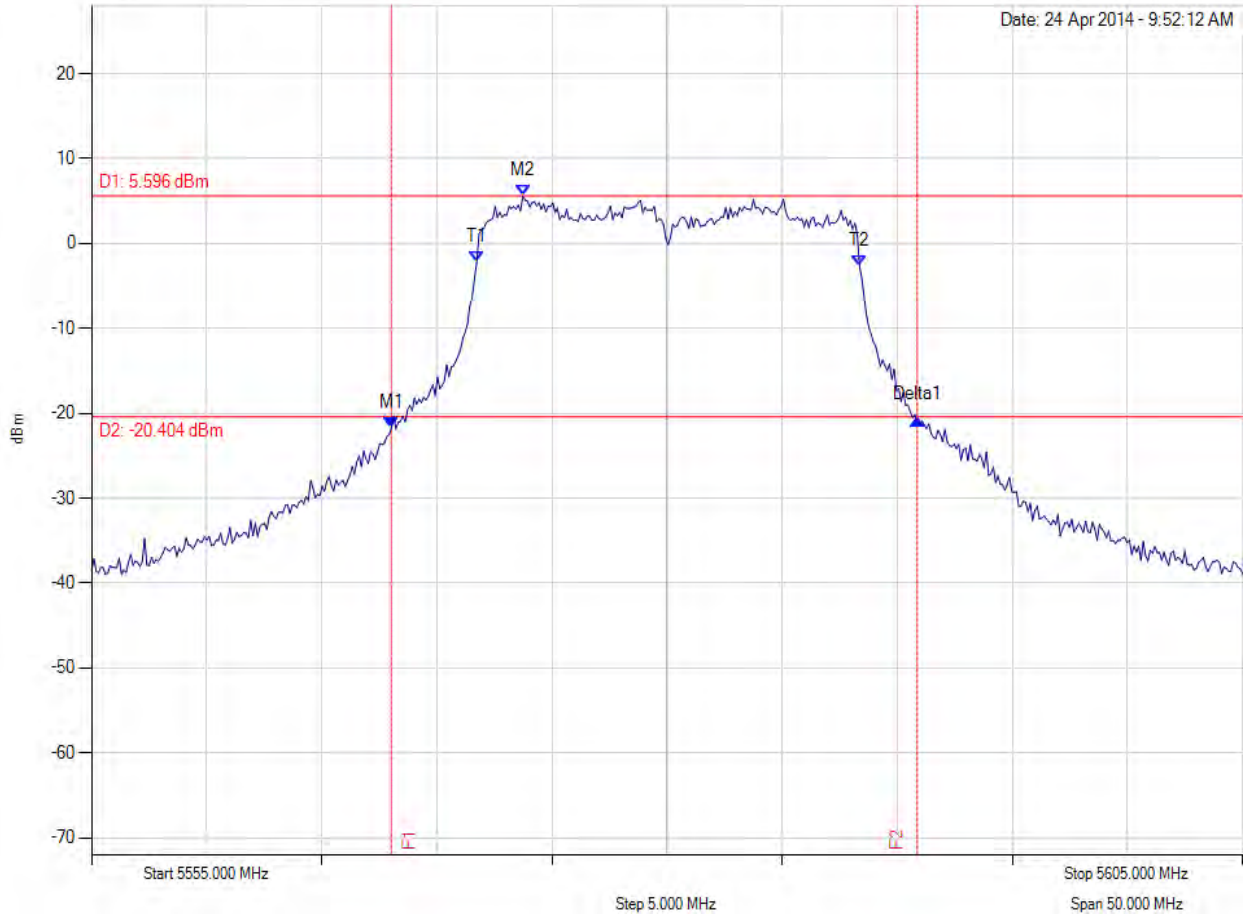


Variant: 802.11a, Channel: 5580.00 MHz, Chain a, Temp: Ambient, Voltage: 55 Vdc

Ref Level: 28 dBm
24.2 dB Offset

Sweep Time: 20.0 s

RBW: 200 KHz
VBW: 300 KHz



Analyser Setup	Marker:Frequency:Amplitude	Test Results
Detector = MAX PEAK Sweep Count = 0 RF Atten (dB) = 20 Trace Mode = VIEW	M1 : 5568.026 MHz : -21.766 dBm M2 : 5573.737 MHz : 5.596 dBm Delta1 : 22.846 MHz : 0.997 dB T1 : 5571.733 MHz : -2.209 dBm T2 : 5588.367 MHz : -2.693 dBm OBW : 16.633 MHz	Measured 26 dB Bandwidth: 22.846 MHz Measured 99% Bandwidth: 16.633 MHz

[Back to Matrix](#)

This test report may be reproduced in full only. The document may only be updated by MiCOM Labs personnel. Any changes will be noted in the Document History section of the report.



Title: Xirrus Inc. XI-AC1300, XI-AC867 (DFS Bands)
To: FCC 47 CFR Part 15.407 & IC RSS-210
Serial #: XIRR04-U8 Rev A
Issue Date: 22nd September 2014
Page: 322 of 492

26 dB & 99% BANDWIDTH

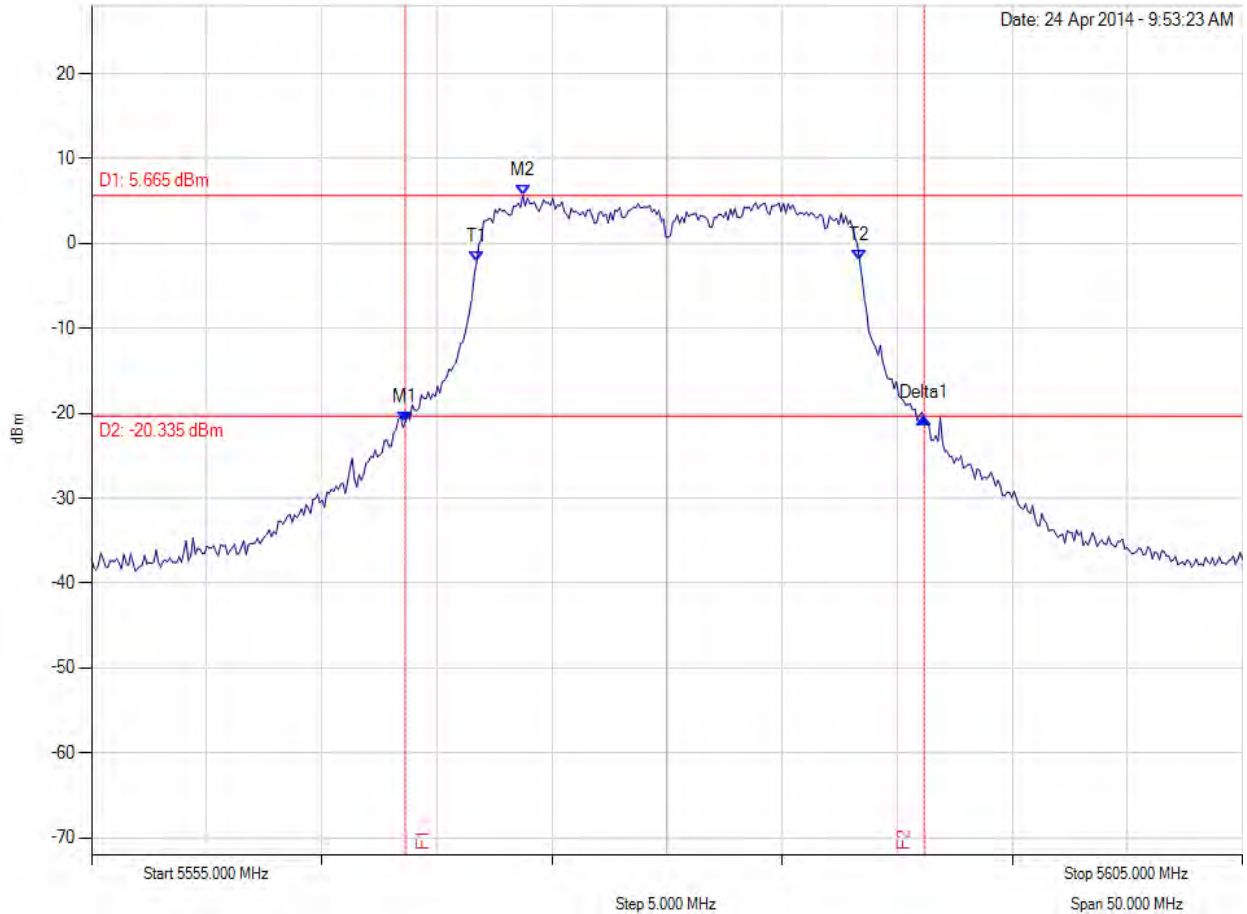


Variant: 802.11a, Channel: 5580.00 MHz, Chain b, Temp: Ambient, Voltage: 55 Vdc

Ref Level: 28 dBm
25.0 dB Offset

Sweep Time: 20.0 s

RBW: 200 KHz
VBW: 300 KHz



Analyser Setup	Marker:Frequency:Amplitude	Test Results
Detector = MAX PEAK Sweep Count = 0 RF Atten (dB) = 20 Trace Mode = VIEW	M1 : 5568.627 MHz : -21.056 dBm M2 : 5573.737 MHz : 5.665 dBm Delta1 : 22.545 MHz : 0.456 dB T1 : 5571.733 MHz : -2.175 dBm T2 : 5588.367 MHz : -1.977 dBm OBW : 16.633 MHz	Measured 26 dB Bandwidth: 22.545 MHz Measured 99% Bandwidth: 16.633 MHz

[Back to Matrix](#)

This test report may be reproduced in full only. The document may only be updated by MiCOM Labs personnel. Any changes will be noted in the Document History section of the report.



26 dB & 99% BANDWIDTH



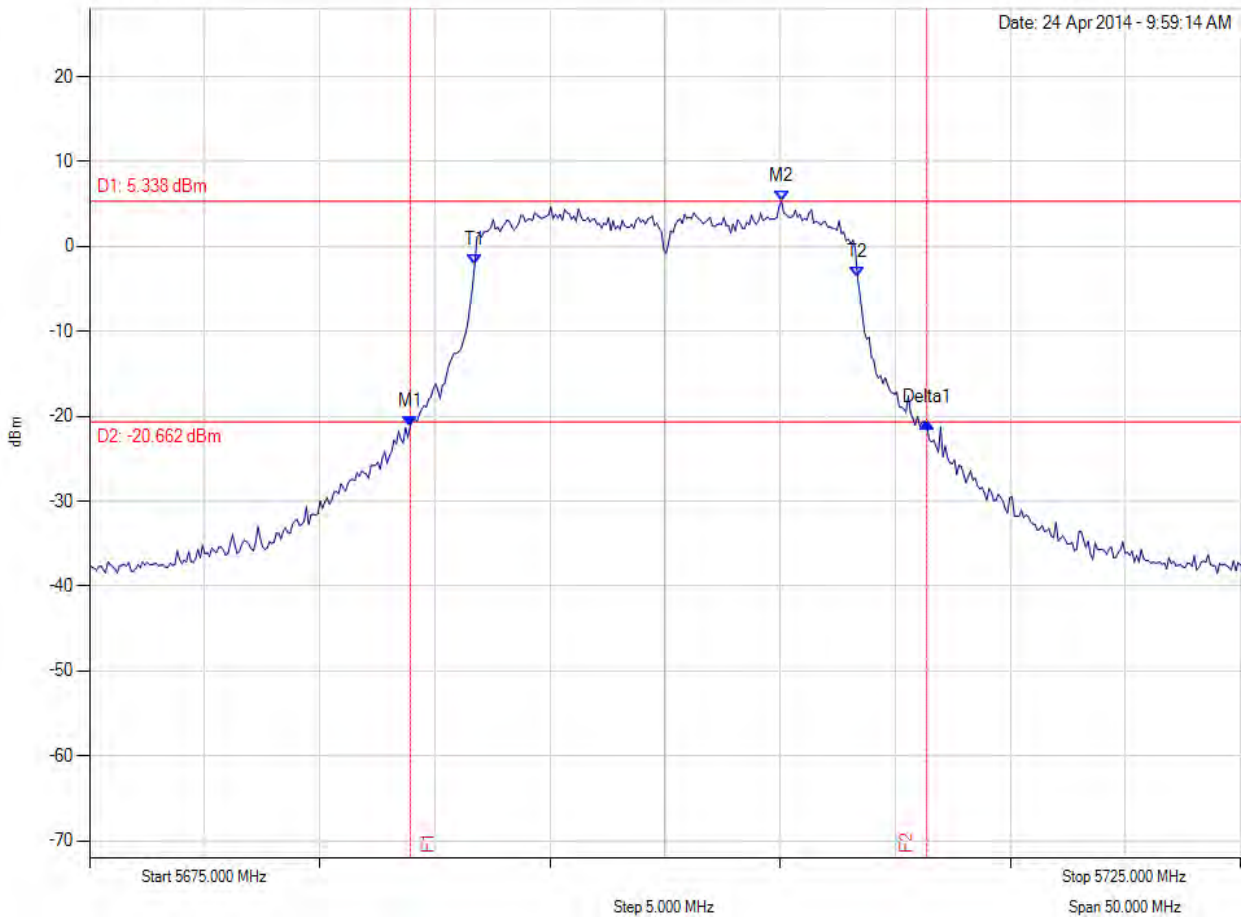
Variant: 802.11a, Channel: 5700.00 MHz, Chain a, Temp: Ambient, Voltage: 55 Vdc

Ref Level: 28 dBm
24.3 dB Offset

Sweep Time: 20.0 s

RBW: 200 KHz
VBW: 300 KHz

Date: 24 Apr 2014 - 9:59:14 AM



Analyser Setup	Marker:Frequency:Amplitude	Test Results
Detector = MAX PEAK Sweep Count = 0 RF Atten (dB) = 20 Trace Mode = VIEW	M1 : 5688.928 MHz : -21.143 dBm M2 : 5705.060 MHz : 5.338 dBm Delta1 : 22.445 MHz : 0.403 dB T1 : 5691.733 MHz : -2.148 dBm T2 : 5708.367 MHz : -3.676 dBm OBW : 16.633 MHz	Measured 26 dB Bandwidth: 22.445 MHz Measured 99% Bandwidth: 16.633 MHz

[Back to Matrix](#)

This test report may be reproduced in full only. The document may only be updated by MiCOM Labs personnel. Any changes will be noted in the Document History section of the report.



26 dB & 99% BANDWIDTH

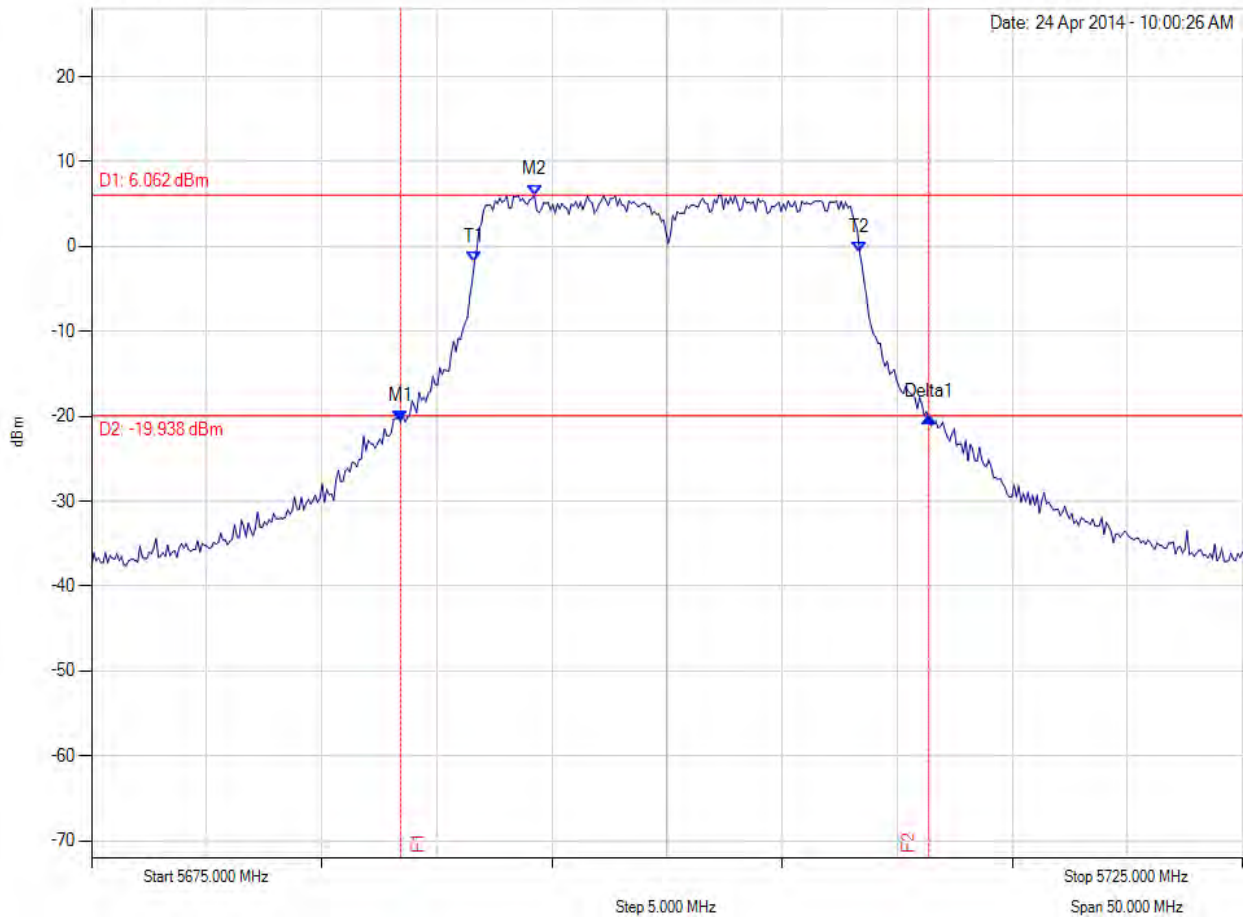


Variant: 802.11a, Channel: 5700.00 MHz, Chain b, Temp: Ambient, Voltage: 55 Vdc

Ref Level: 28 dBm
25.1 dB Offset

Sweep Time: 20.0 s

RBW: 200 KHz
VBW: 300 KHz



Analyser Setup	Marker:Frequency:Amplitude	Test Results
Detector = MAX PEAK Sweep Count = 0 RF Atten (dB) = 20 Trace Mode = VIEW	M1 : 5688.427 MHz : -20.623 dBm M2 : 5694.238 MHz : 6.062 dBm Delta1 : 22.946 MHz : 0.525 dB T1 : 5691.633 MHz : -1.831 dBm T2 : 5708.367 MHz : -0.668 dBm OBW : 16.733 MHz	Measured 26 dB Bandwidth: 22.946 MHz Measured 99% Bandwidth: 16.733 MHz

[Back to Matrix](#)

This test report may be reproduced in full only. The document may only be updated by MiCOM Labs personnel. Any changes will be noted in the Document History section of the report.

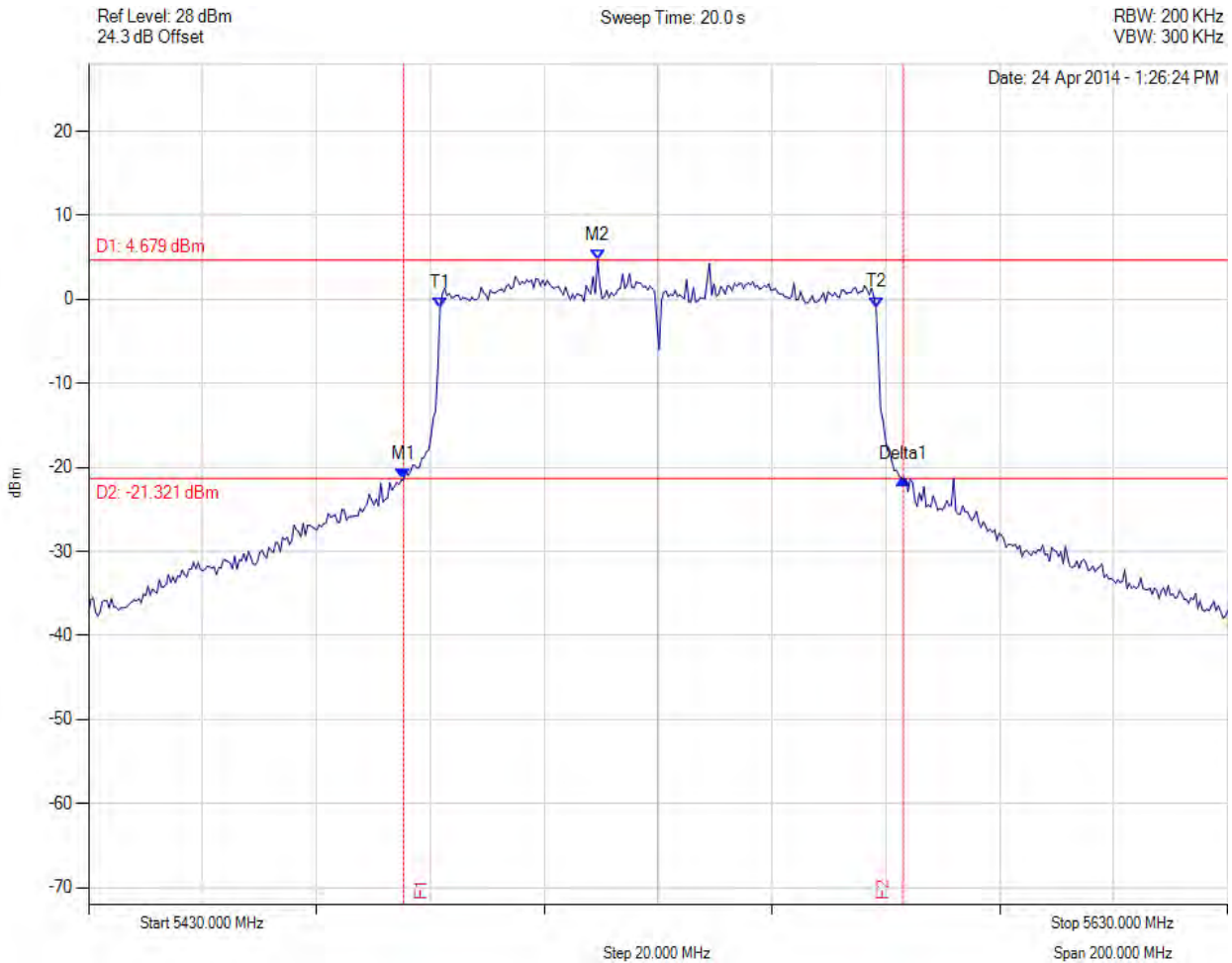


Title: Xirrus Inc. XI-AC1300, XI-AC867 (DFS Bands)
To: FCC 47 CFR Part 15.407 & IC RSS-210
Serial #: XIRR04-U8 Rev A
Issue Date: 22nd September 2014
Page: 325 of 492

26 dB & 99% BANDWIDTH



Variant: 802.11ac-80, Channel: 5530.00 MHz, Chain a, Temp: Ambient, Voltage: 55 Vdc



Analyser Setup	Marker:Frequency:Amplitude	Test Results
Detector = MAX PEAK Sweep Count = 0 RF Atten (dB) = 20 Trace Mode = VIEW	M1 : 5485.311 MHz : -21.426 dBm M2 : 5519.379 MHz : 4.679 dBm Delta1 : 87.776 MHz : 0.057 dB T1 : 5491.723 MHz : -1.007 dBm T2 : 5568.277 MHz : -0.940 dBm OBW : 76.553 MHz	Measured 26 dB Bandwidth: 87.776 MHz Measured 99% Bandwidth: 76.553 MHz

[Back to Matrix](#)

This test report may be reproduced in full only. The document may only be updated by MiCOM Labs personnel. Any changes will be noted in the Document History section of the report.

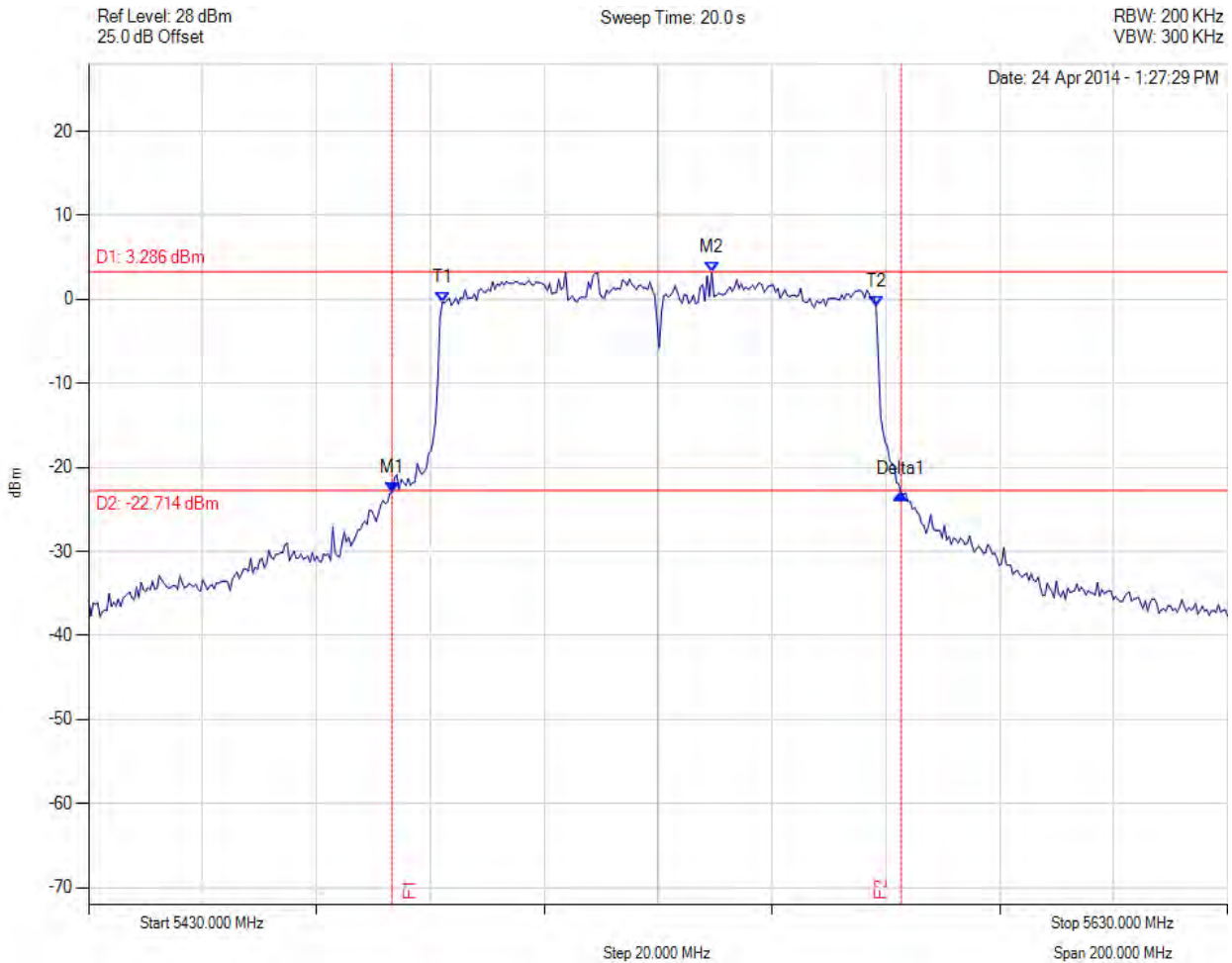


Title: Xirrus Inc. XI-AC1300, XI-AC867 (DFS Bands)
To: FCC 47 CFR Part 15.407 & IC RSS-210
Serial #: XIRR04-U8 Rev A
Issue Date: 22nd September 2014
Page: 326 of 492

26 dB & 99% BANDWIDTH



Variant: 802.11ac-80, Channel: 5530.00 MHz, Chain b, Temp: Ambient, Voltage: 55 Vdc



Analyser Setup	Marker:Frequency:Amplitude	Test Results
Detector = MAX PEAK Sweep Count = 0 RF Atten (dB) = 20 Trace Mode = VIEW	M1 : 5483.307 MHz : -22.960 dBm M2 : 5539.419 MHz : 3.286 dBm Delta1 : 89.379 MHz : -0.146 dB T1 : 5492.124 MHz : -0.322 dBm T2 : 5568.277 MHz : -0.826 dBm OBW : 76.152 MHz	Measured 26 dB Bandwidth: 89.379 MHz Measured 99% Bandwidth: 76.152 MHz

[Back to Matrix](#)

This test report may be reproduced in full only. The document may only be updated by MiCOM Labs personnel. Any changes will be noted in the Document History section of the report.

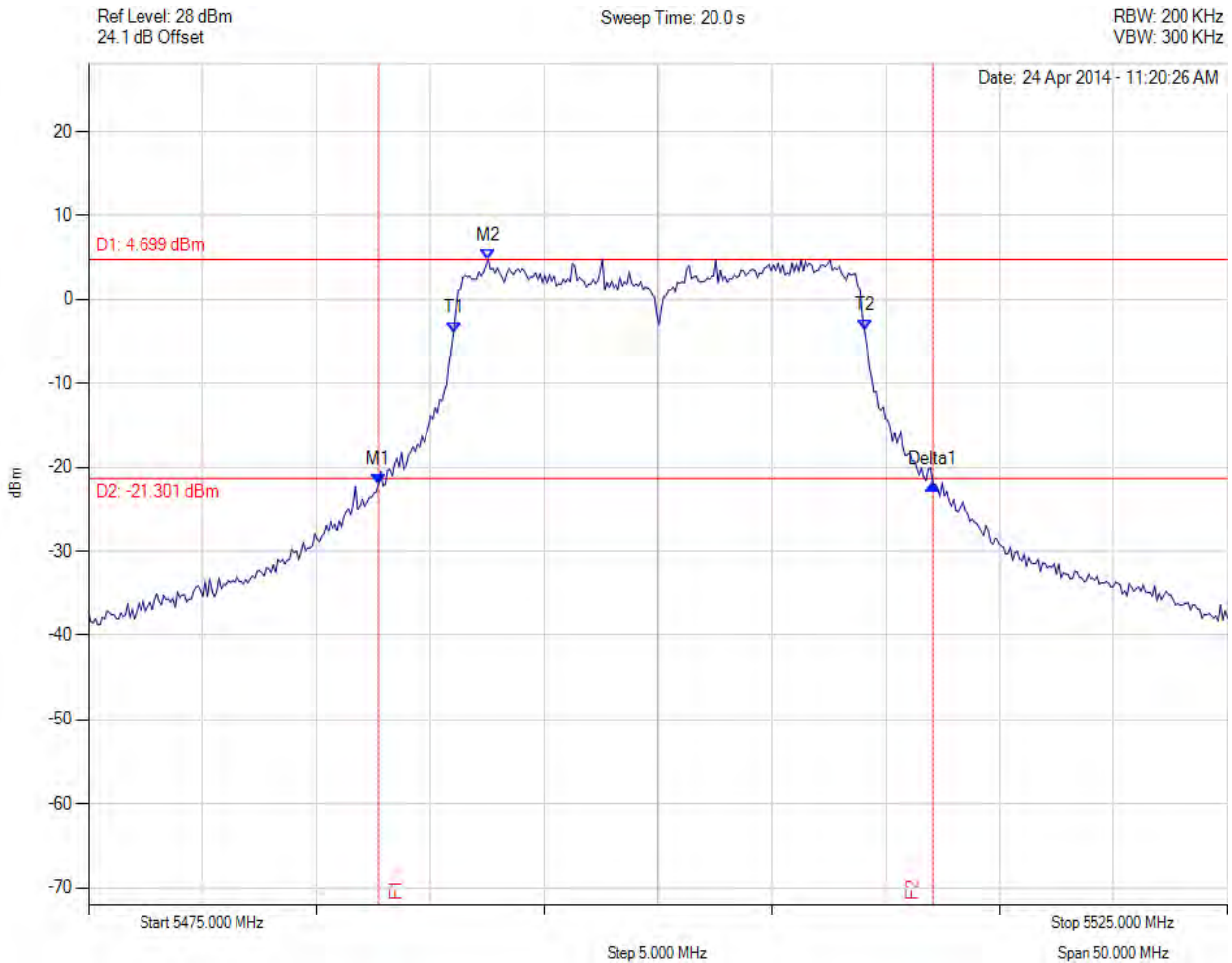


Title: Xirrus Inc. XI-AC1300, XI-AC867 (DFS Bands)
To: FCC 47 CFR Part 15.407 & IC RSS-210
Serial #: XIRR04-U8 Rev A
Issue Date: 22nd September 2014
Page: 327 of 492

26 dB & 99% BANDWIDTH



Variant: 802.11n HT-20, Channel: 5500.00 MHz, Chain a, Temp: Ambient, Voltage: 55 Vdc



Analyser Setup	Marker:Frequency:Amplitude	Test Results
Detector = MAX PEAK Sweep Count = 0 RF Atten (dB) = 20 Trace Mode = VIEW	M1 : 5487.725 MHz : -22.014 dBm M2 : 5492.535 MHz : 4.699 dBm Delta1 : 24.349 MHz : 0.057 dB T1 : 5491.032 MHz : -3.893 dBm T2 : 5509.068 MHz : -3.692 dBm OBW : 18.036 MHz	Measured 26 dB Bandwidth: 24.349 MHz Measured 99% Bandwidth: 18.036 MHz

[Back to Matrix](#)

This test report may be reproduced in full only. The document may only be updated by MiCOM Labs personnel. Any changes will be noted in the Document History section of the report.

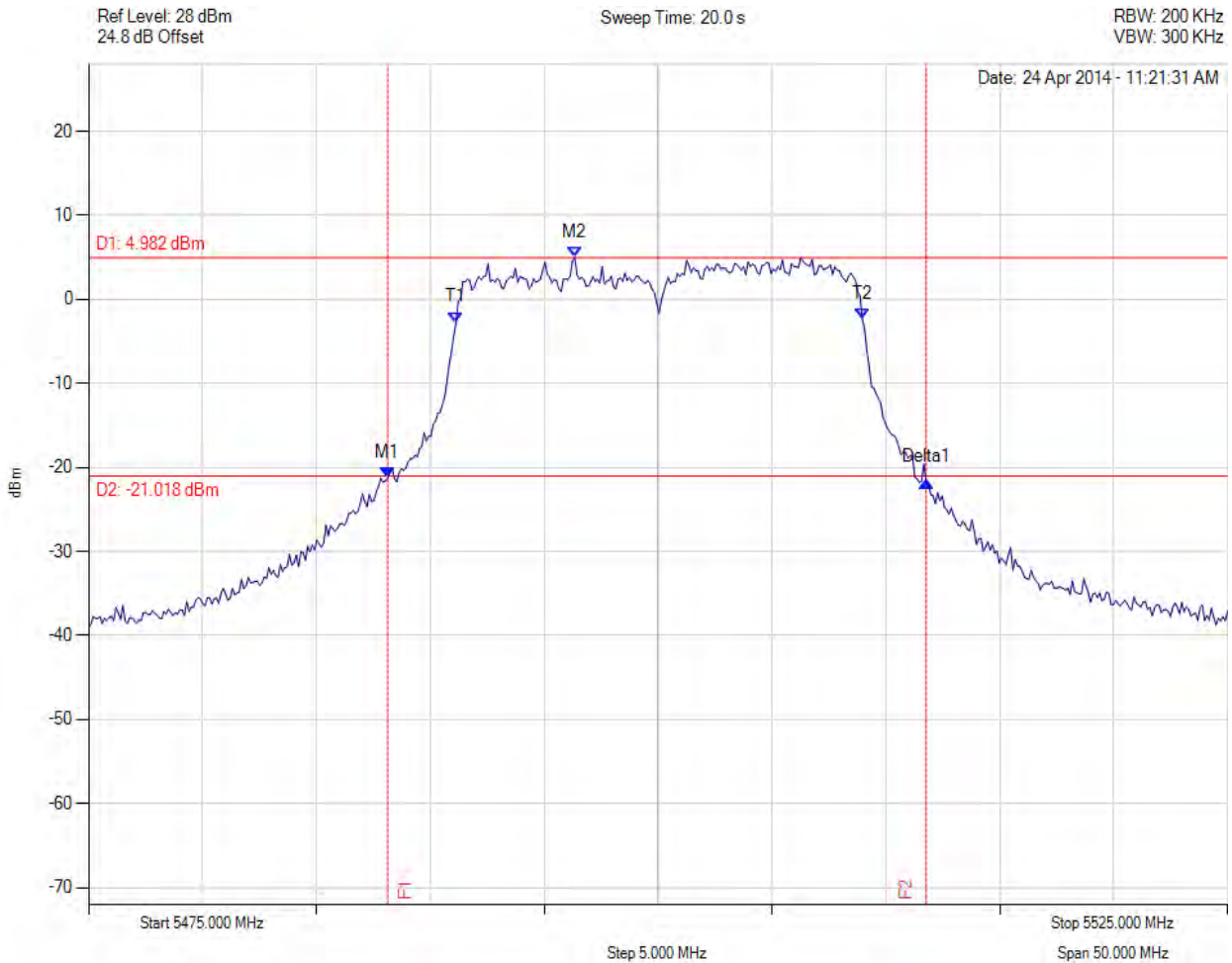


Title: Xirrus Inc. XI-AC1300, XI-AC867 (DFS Bands)
To: FCC 47 CFR Part 15.407 & IC RSS-210
Serial #: XIRR04-U8 Rev A
Issue Date: 22nd September 2014
Page: 328 of 492

26 dB & 99% BANDWIDTH



Variant: 802.11n HT-20, Channel: 5500.00 MHz, Chain b, Temp: Ambient, Voltage: 55 Vdc



Analyser Setup	Marker:Frequency:Amplitude	Test Results
Detector = MAX PEAK Sweep Count = 0 RF Atten (dB) = 20 Trace Mode = VIEW	M1 : 5488.126 MHz : -21.267 dBm M2 : 5496.343 MHz : 4.982 dBm Delta1 : 23.647 MHz : -0.454 dB T1 : 5491.132 MHz : -2.722 dBm T2 : 5508.968 MHz : -2.341 dBm OBW : 17.836 MHz	Measured 26 dB Bandwidth: 23.647 MHz Measured 99% Bandwidth: 17.836 MHz

[Back to Matrix](#)

This test report may be reproduced in full only. The document may only be updated by MiCOM Labs personnel. Any changes will be noted in the Document History section of the report.

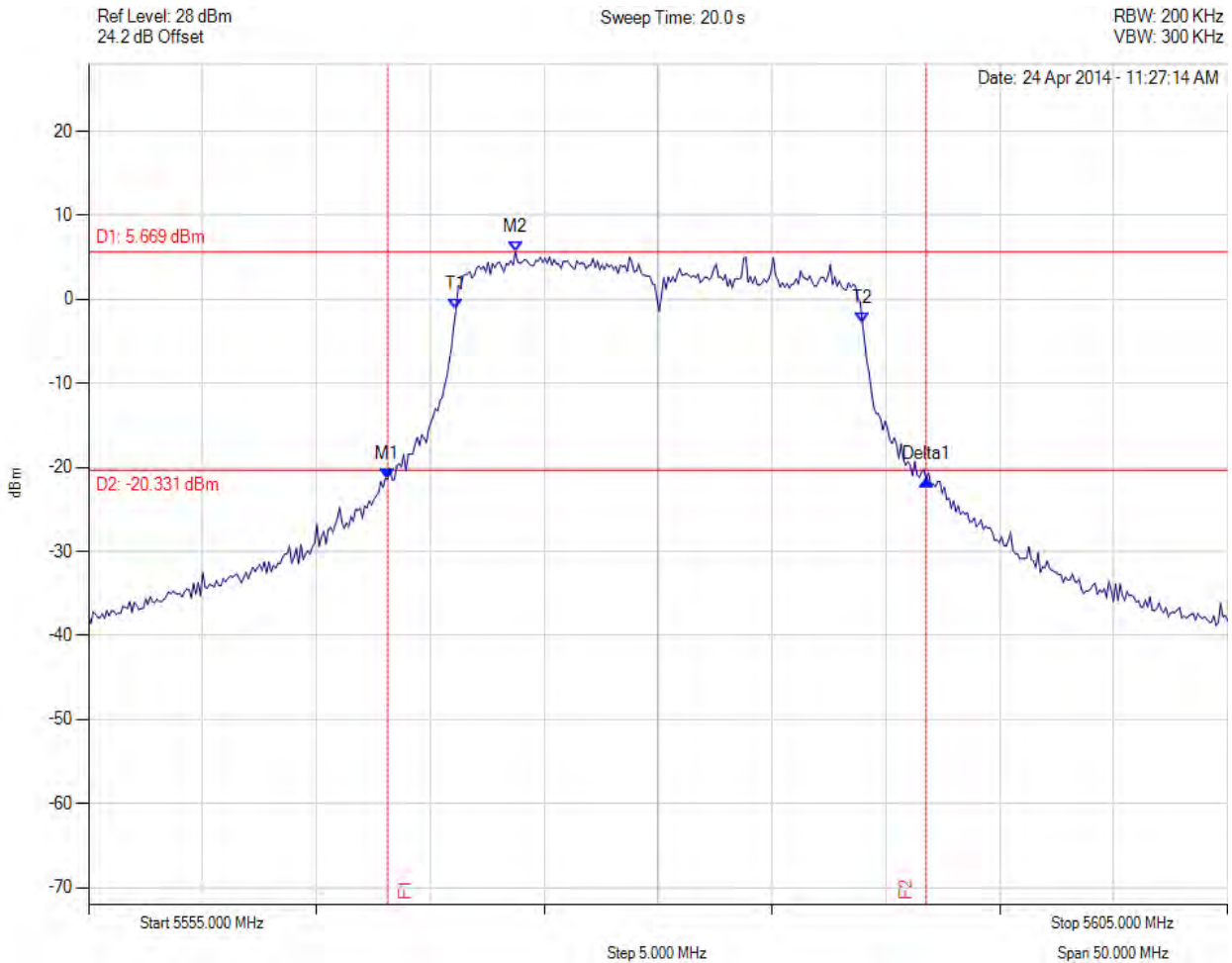


Title: Xirrus Inc. XI-AC1300, XI-AC867 (DFS Bands)
To: FCC 47 CFR Part 15.407 & IC RSS-210
Serial #: XIRR04-U8 Rev A
Issue Date: 22nd September 2014
Page: 329 of 492

26 dB & 99% BANDWIDTH



Variant: 802.11n HT-20, Channel: 5580.00 MHz, Chain a, Temp: Ambient, Voltage: 55 Vdc



Analyser Setup	Marker:Frequency:Amplitude	Test Results
Detector = MAX PEAK Sweep Count = 0 RF Atten (dB) = 20 Trace Mode = VIEW	M1 : 5568.126 MHz : -21.314 dBm M2 : 5573.737 MHz : 5.669 dBm Delta1 : 23.647 MHz : -0.148 dB T1 : 5571.132 MHz : -1.162 dBm T2 : 5588.968 MHz : -2.742 dBm OBW : 17.836 MHz	Measured 26 dB Bandwidth: 23.647 MHz Measured 99% Bandwidth: 17.836 MHz

[Back to Matrix](#)

This test report may be reproduced in full only. The document may only be updated by MiCOM Labs personnel. Any changes will be noted in the Document History section of the report.



26 dB & 99% BANDWIDTH

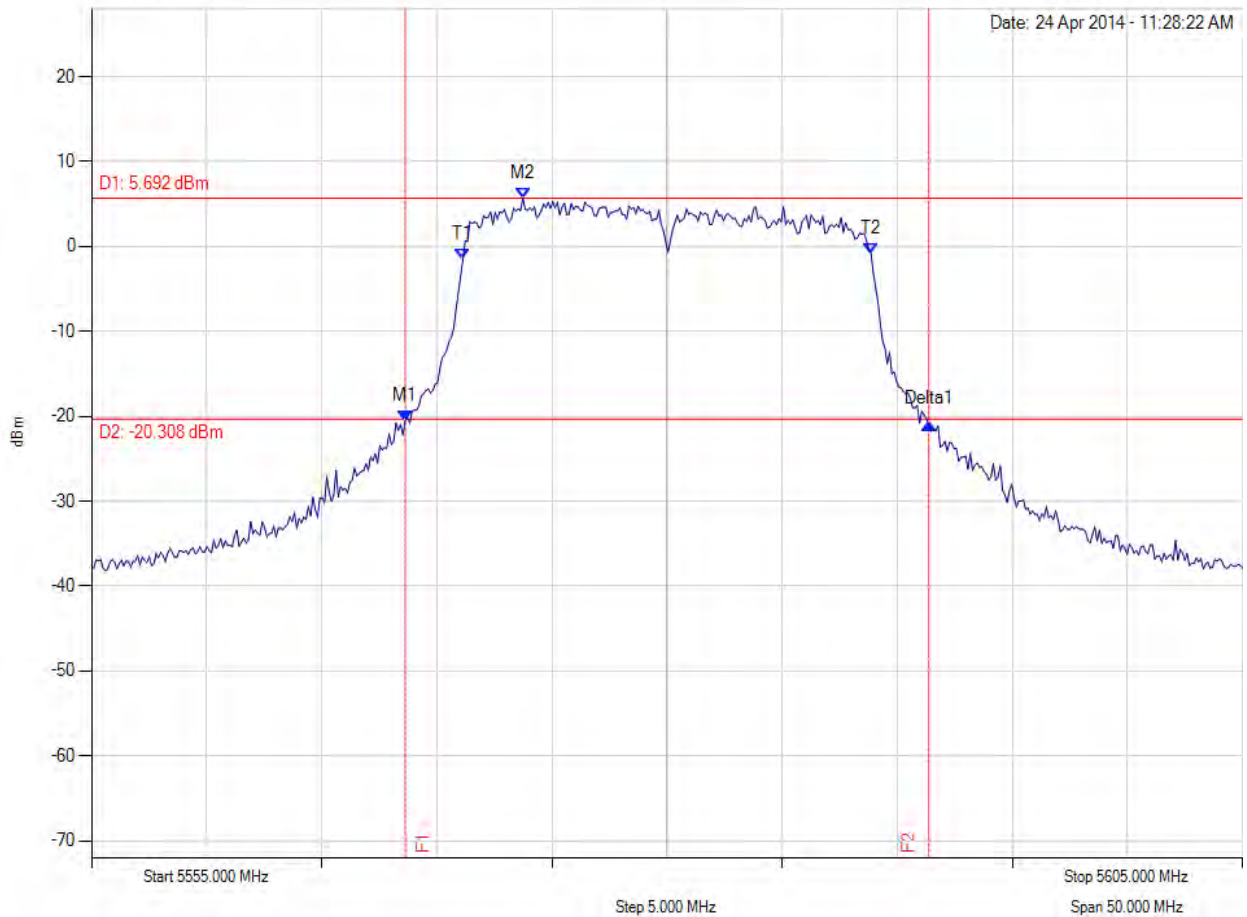


Variant: 802.11n HT-20, Channel: 5580.00 MHz, Chain b, Temp: Ambient, Voltage: 55 Vdc

Ref Level: 28 dBm
25.0 dB Offset

Sweep Time: 20.0 s

RBW: 200 KHz
VBW: 300 KHz



Analyser Setup	Marker:Frequency:Amplitude	Test Results
Detector = MAX PEAK Sweep Count = 0 RF Atten (dB) = 20 Trace Mode = VIEW	M1 : 5568.627 MHz : -20.517 dBm M2 : 5573.737 MHz : 5.692 dBm Delta1 : 22.745 MHz : -0.403 dB T1 : 5571.132 MHz : -1.530 dBm T2 : 5588.868 MHz : -0.895 dBm OBW : 17.735 MHz	Measured 26 dB Bandwidth: 22.745 MHz Measured 99% Bandwidth: 17.735 MHz

[Back to Matrix](#)

This test report may be reproduced in full only. The document may only be updated by MiCOM Labs personnel. Any changes will be noted in the Document History section of the report.

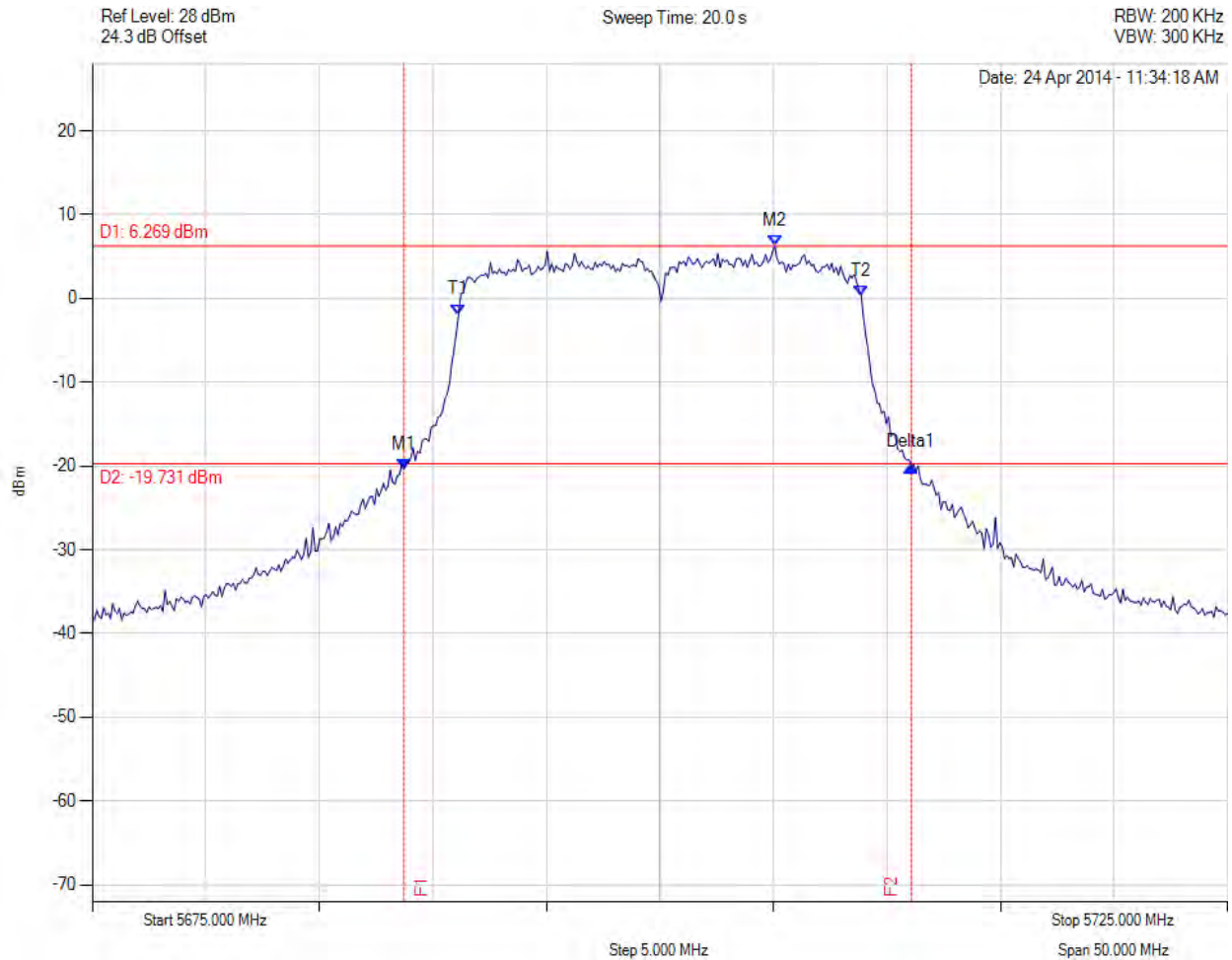


Title: Xirrus Inc. XI-AC1300, XI-AC867 (DFS Bands)
To: FCC 47 CFR Part 15.407 & IC RSS-210
Serial #: XIRR04-U8 Rev A
Issue Date: 22nd September 2014
Page: 331 of 492

26 dB & 99% BANDWIDTH



Variant: 802.11n HT-20, Channel: 5700.00 MHz, Chain a, Temp: Ambient, Voltage: 55 Vdc



Analyser Setup	Marker:Frequency:Amplitude	Test Results
Detector = MAX PEAK Sweep Count = 0 RF Atten (dB) = 20 Trace Mode = VIEW	M1 : 5688.727 MHz : -20.336 dBm M2 : 5705.060 MHz : 6.269 dBm Delta1 : 22.345 MHz : 0.218 dB T1 : 5691.132 MHz : -1.910 dBm T2 : 5708.868 MHz : 0.333 dBm OBW : 17.735 MHz	Measured 26 dB Bandwidth: 22.345 MHz Measured 99% Bandwidth: 17.735 MHz

[Back to Matrix](#)

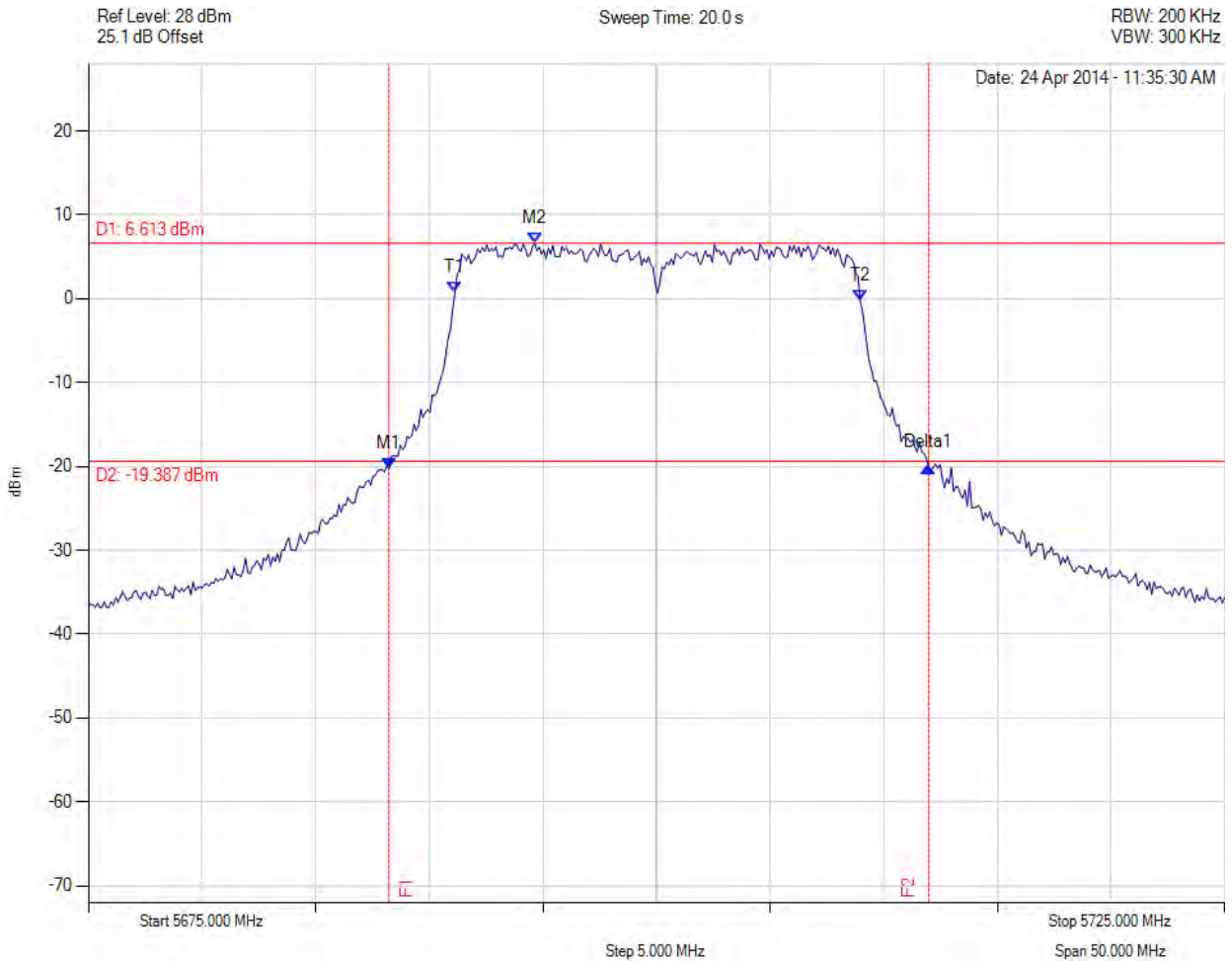
This test report may be reproduced in full only. The document may only be updated by MiCOM Labs personnel. Any changes will be noted in the Document History section of the report.



26 dB & 99% BANDWIDTH



Variant: 802.11n HT-20, Channel: 5700.00 MHz, Chain b, Temp: Ambient, Voltage: 55 Vdc



Analyser Setup	Marker:Frequency:Amplitude	Test Results
Detector = MAX PEAK Sweep Count = 0 RF Atten (dB) = 20 Trace Mode = VIEW	M1 : 5688.226 MHz : -20.232 dBm M2 : 5694.639 MHz : 6.613 dBm Delta1 : 23.747 MHz : 0.155 dB T1 : 5691.132 MHz : 0.758 dBm T2 : 5708.968 MHz : -0.267 dBm OBW : 17.836 MHz	Measured 26 dB Bandwidth: 23.747 MHz Measured 99% Bandwidth: 17.836 MHz

[Back to Matrix](#)

This test report may be reproduced in full only. The document may only be updated by MiCOM Labs personnel. Any changes will be noted in the Document History section of the report.

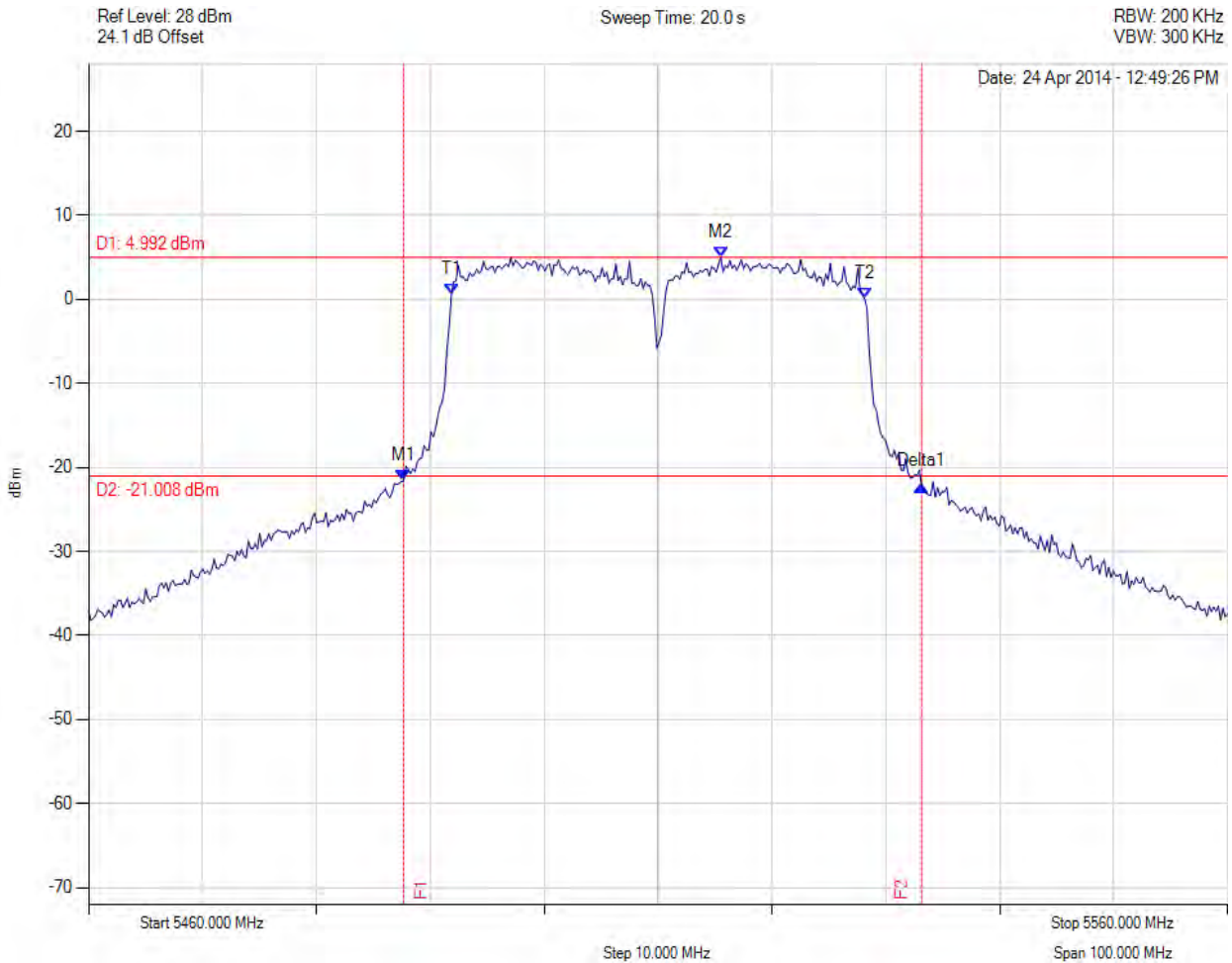


Title: Xirrus Inc. XI-AC1300, XI-AC867 (DFS Bands)
To: FCC 47 CFR Part 15.407 & IC RSS-210
Serial #: XIRR04-U8 Rev A
Issue Date: 22nd September 2014
Page: 333 of 492

26 dB & 99% BANDWIDTH



Variant: 802.11n HT-40, Channel: 5510.00 MHz, Chain a, Temp: Ambient, Voltage: 55 Vdc



Analyser Setup	Marker:Frequency:Amplitude	Test Results
Detector = MAX PEAK Sweep Count = 0 RF Atten (dB) = 20 Trace Mode = VIEW	M1 : 5487.655 MHz : -21.554 dBm M2 : 5515.511 MHz : 4.992 dBm Delta1 : 45.491 MHz : -0.622 dB T1 : 5491.864 MHz : 0.683 dBm T2 : 5528.136 MHz : 0.101 dBm OBW : 36.273 MHz	Measured 26 dB Bandwidth: 45.491 MHz Measured 99% Bandwidth: 36.273 MHz

[Back to Matrix](#)

This test report may be reproduced in full only. The document may only be updated by MiCOM Labs personnel. Any changes will be noted in the Document History section of the report.

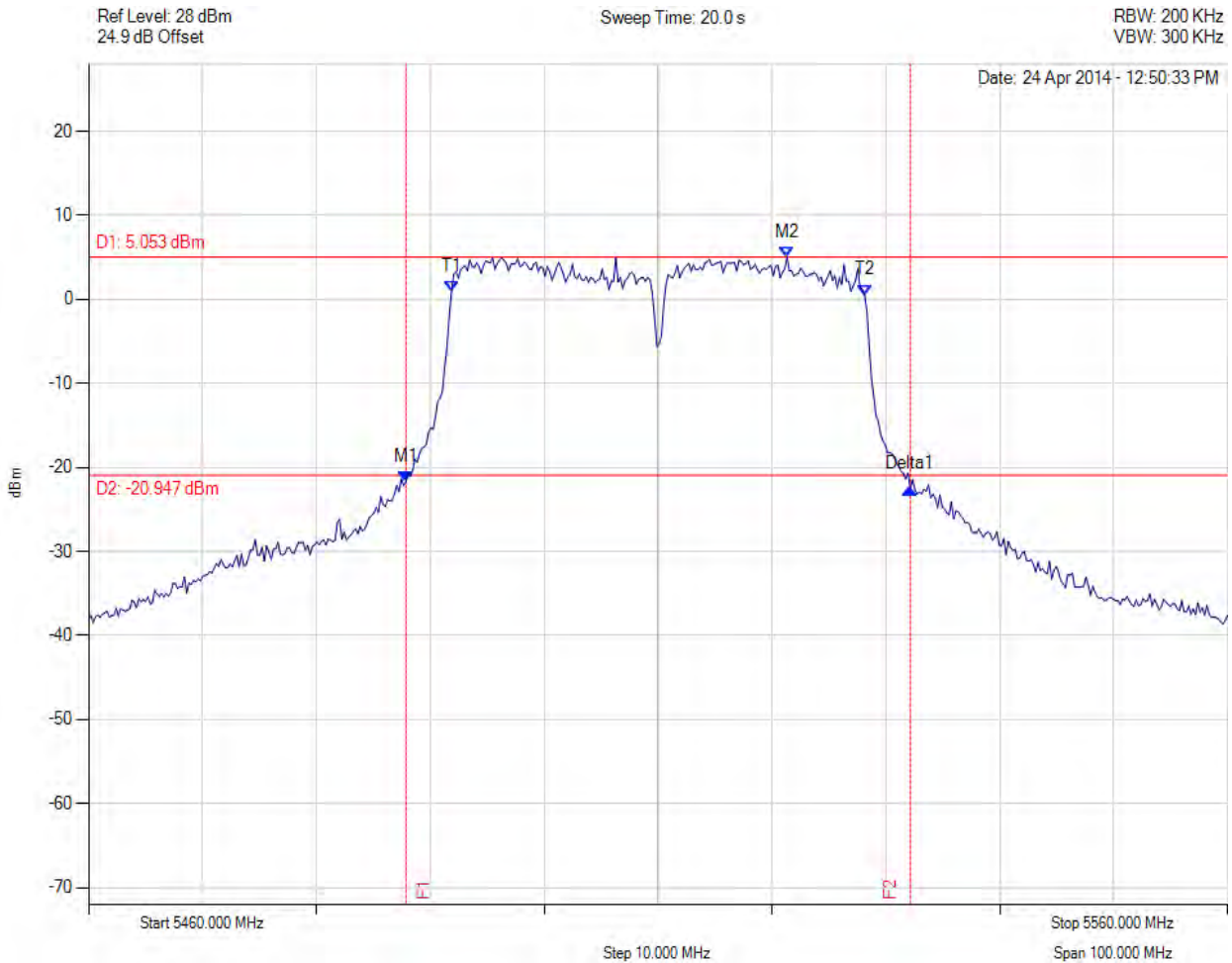


Title: Xirrus Inc. XI-AC1300, XI-AC867 (DFS Bands)
To: FCC 47 CFR Part 15.407 & IC RSS-210
Serial #: XIRR04-U8 Rev A
Issue Date: 22nd September 2014
Page: 334 of 492

26 dB & 99% BANDWIDTH



Variant: 802.11n HT-40, Channel: 5510.00 MHz, Chain b, Temp: Ambient, Voltage: 55 Vdc



Analyser Setup	Marker:Frequency:Amplitude	Test Results
Detector = MAX PEAK Sweep Count = 0 RF Atten (dB) = 20 Trace Mode = VIEW	M1 : 5487.856 MHz : -21.715 dBm M2 : 5521.323 MHz : 5.053 dBm Delta1 : 44.289 MHz : -0.799 dB T1 : 5491.864 MHz : 0.943 dBm T2 : 5528.136 MHz : 0.538 dBm OBW : 36.273 MHz	Measured 26 dB Bandwidth: 44.289 MHz Measured 99% Bandwidth: 36.273 MHz

[Back to Matrix](#)

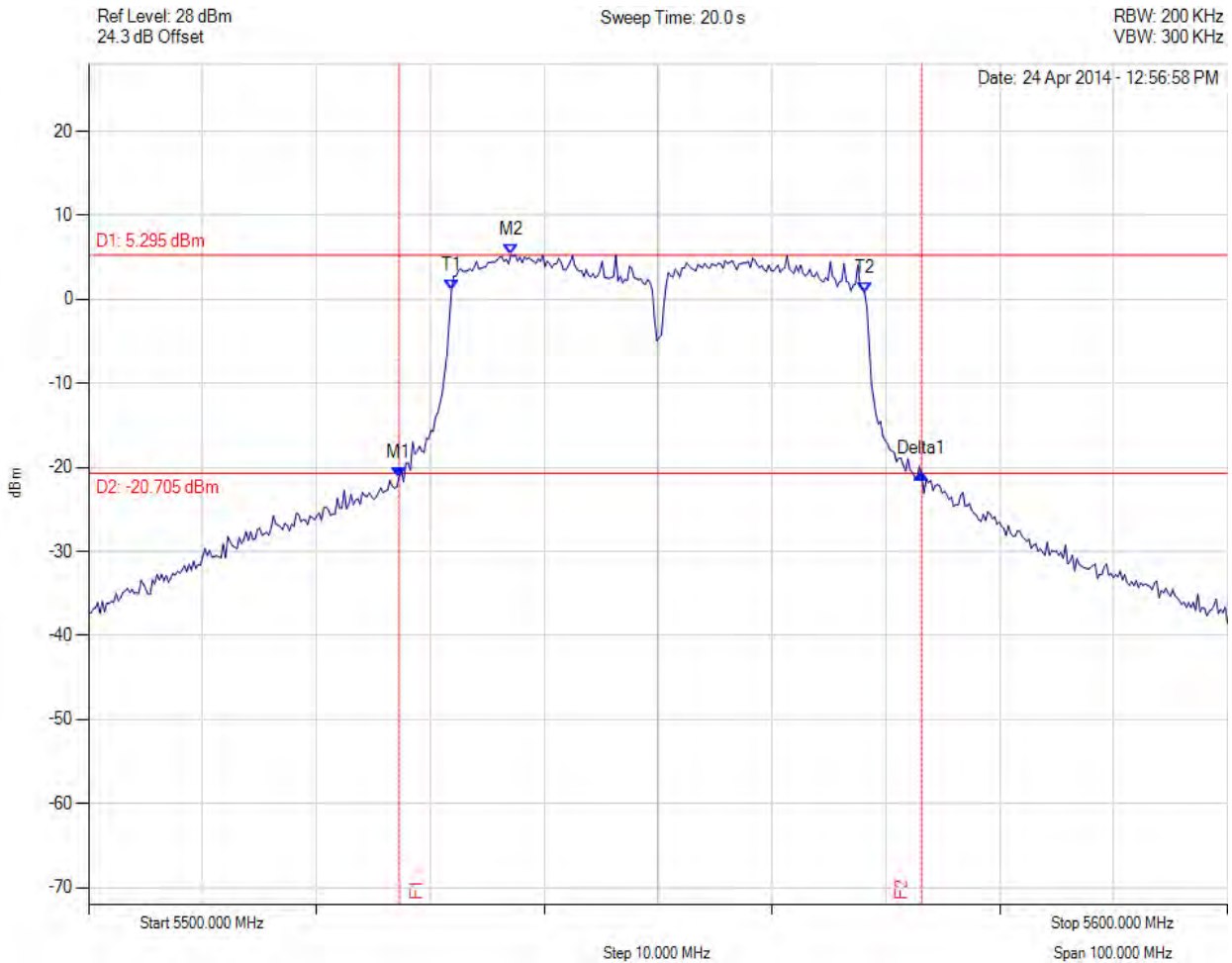
This test report may be reproduced in full only. The document may only be updated by MiCOM Labs personnel. Any changes will be noted in the Document History section of the report.



26 dB & 99% BANDWIDTH



Variant: 802.11n HT-40, Channel: 5550.00 MHz, Chain a, Temp: Ambient, Voltage: 55 Vdc



Analyser Setup	Marker:Frequency:Amplitude	Test Results
Detector = MAX PEAK Sweep Count = 0 RF Atten (dB) = 20 Trace Mode = VIEW	M1 : 5527.255 MHz : -21.158 dBm M2 : 5537.074 MHz : 5.295 dBm Delta1 : 45.892 MHz : 0.437 dB T1 : 5531.864 MHz : 1.069 dBm T2 : 5568.136 MHz : 0.831 dBm OBW : 36.273 MHz	Measured 26 dB Bandwidth: 45.892 MHz Measured 99% Bandwidth: 36.273 MHz

[Back to Matrix](#)

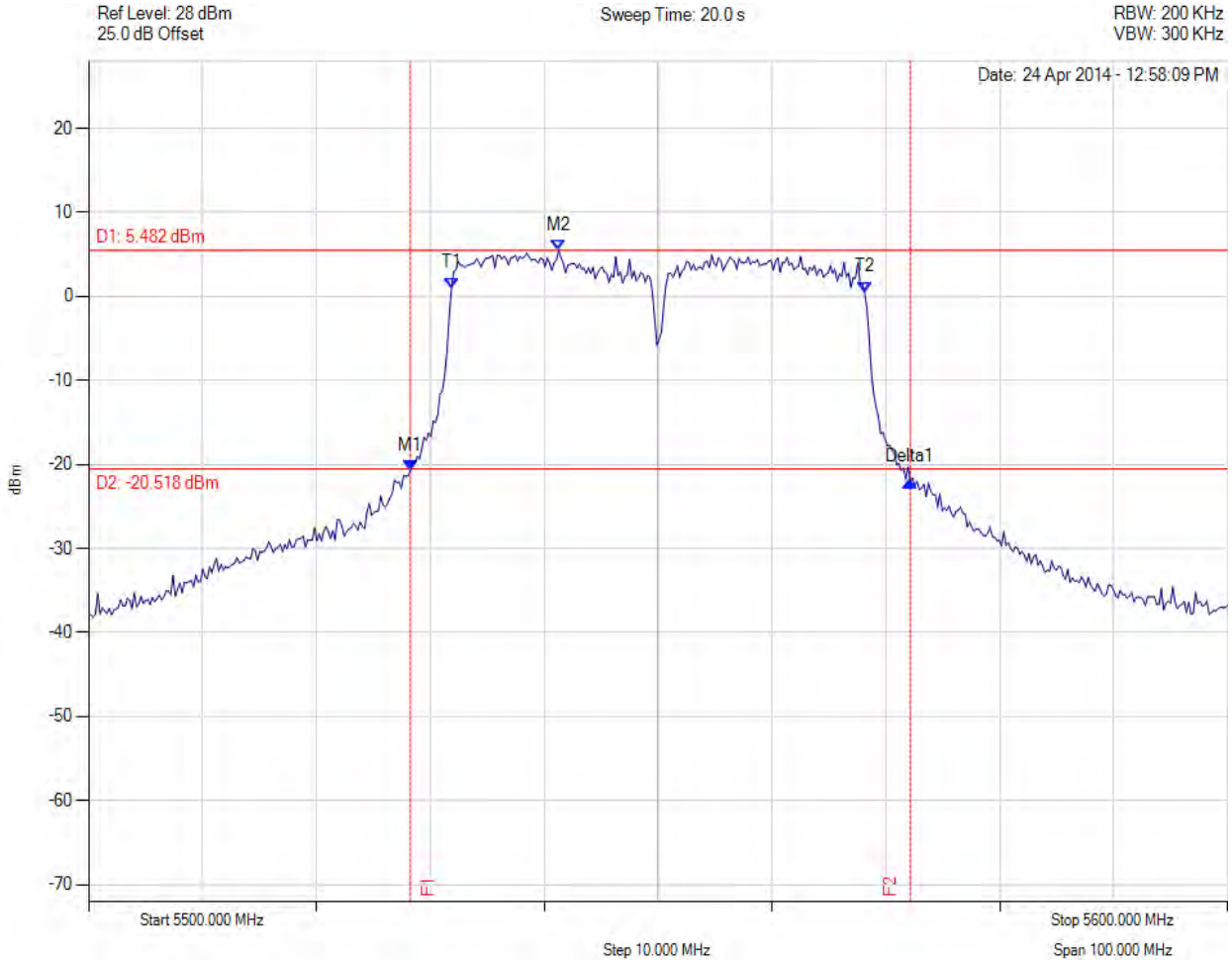
This test report may be reproduced in full only. The document may only be updated by MiCOM Labs personnel. Any changes will be noted in the Document History section of the report.



26 dB & 99% BANDWIDTH



Variant: 802.11n HT-40, Channel: 5550.00 MHz, Chain b, Temp: Ambient, Voltage: 55 Vdc



Analyser Setup	Marker:Frequency:Amplitude	Test Results
Detector = MAX PEAK Sweep Count = 0 RF Atten (dB) = 20 Trace Mode = VIEW	M1 : 5528.257 MHz : -20.704 dBm M2 : 5541.283 MHz : 5.482 dBm Delta1 : 43.888 MHz : -1.295 dB T1 : 5531.864 MHz : 1.028 dBm T2 : 5568.136 MHz : 0.528 dBm OBW : 36.273 MHz	Measured 26 dB Bandwidth: 43.888 MHz Measured 99% Bandwidth: 36.273 MHz

[Back to Matrix](#)

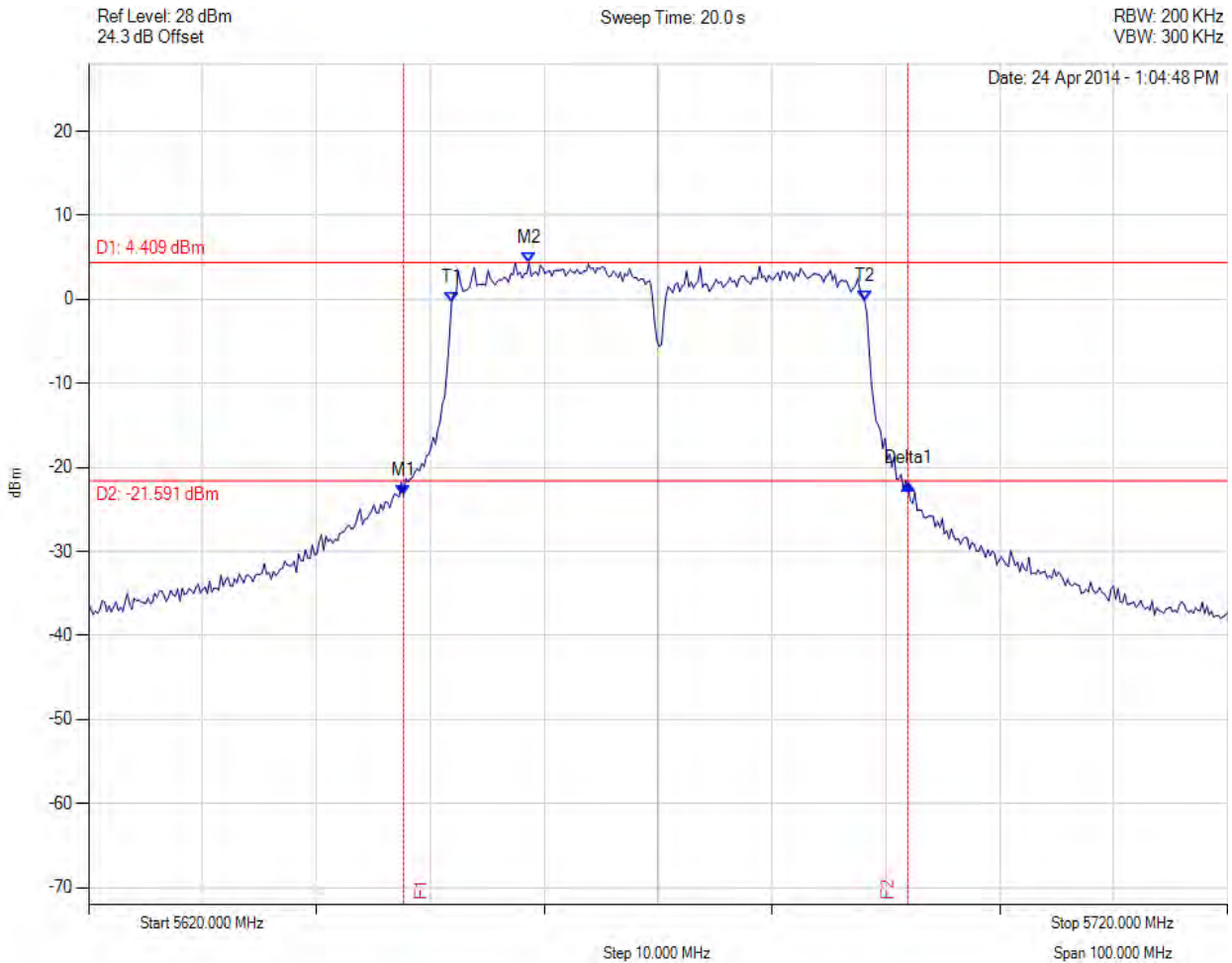
This test report may be reproduced in full only. The document may only be updated by MiCOM Labs personnel. Any changes will be noted in the Document History section of the report.



26 dB & 99% BANDWIDTH



Variant: 802.11n HT-40, Channel: 5670.00 MHz, Chain a, Temp: Ambient, Voltage: 55 Vdc



Analyser Setup	Marker:Frequency:Amplitude	Test Results
Detector = MAX PEAK Sweep Count = 0 RF Atten (dB) = 20 Trace Mode = VIEW	M1 : 5647.655 MHz : -23.340 dBm M2 : 5658.677 MHz : 4.409 dBm Delta1 : 44.289 MHz : 1.397 dB T1 : 5651.864 MHz : -0.348 dBm T2 : 5688.136 MHz : -0.135 dBm OBW : 36.273 MHz	Measured 26 dB Bandwidth: 44.289 MHz Measured 99% Bandwidth: 36.273 MHz

[Back to Matrix](#)

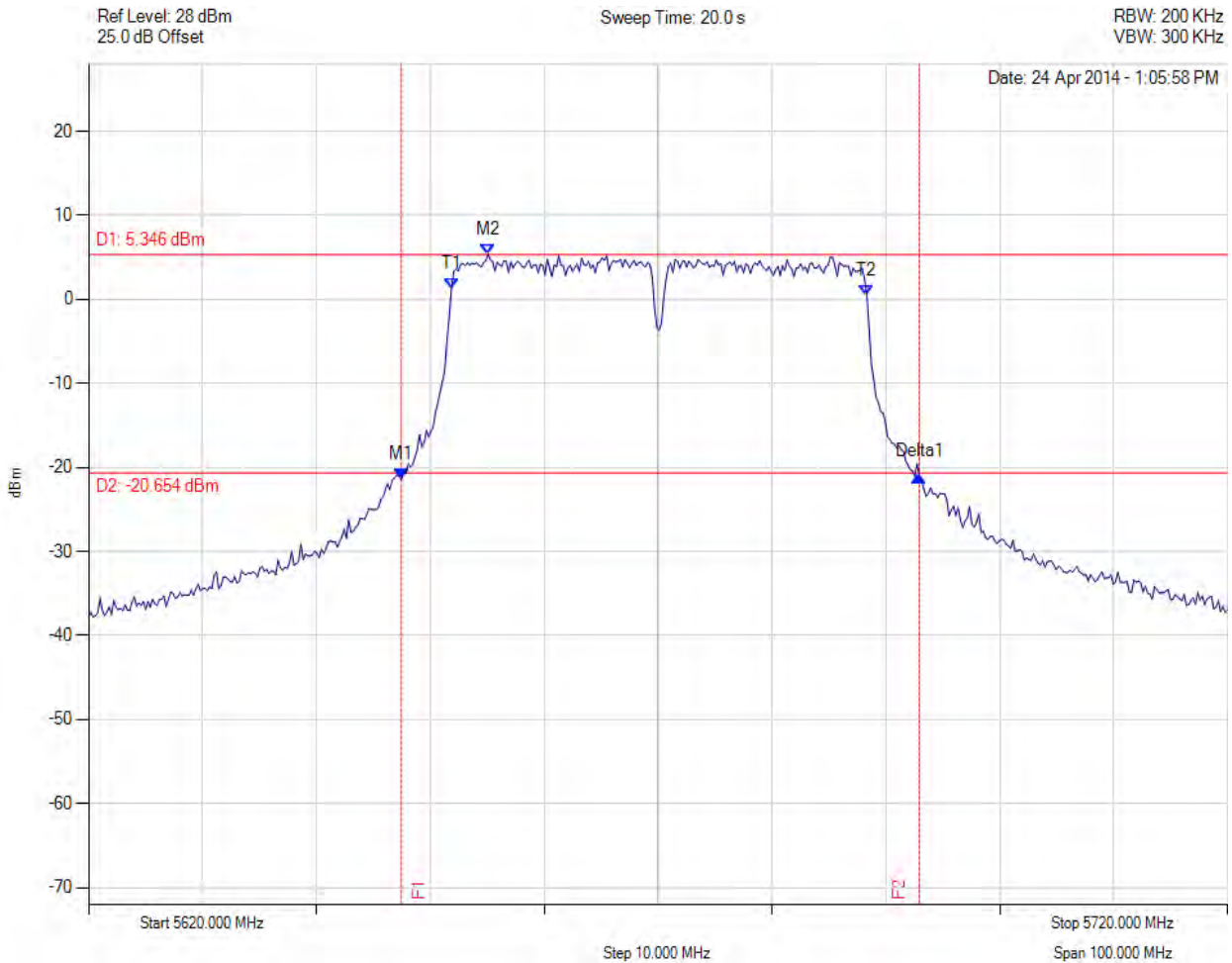
This test report may be reproduced in full only. The document may only be updated by MiCOM Labs personnel. Any changes will be noted in the Document History section of the report.



26 dB & 99% BANDWIDTH



Variant: 802.11n HT-40, Channel: 5670.00 MHz, Chain b, Temp: Ambient, Voltage: 55 Vdc



Analyser Setup	Marker:Frequency:Amplitude	Test Results
Detector = MAX PEAK Sweep Count = 0 RF Atten (dB) = 20 Trace Mode = VIEW	M1 : 5647.455 MHz : -21.420 dBm M2 : 5655.070 MHz : 5.346 dBm Delta1 : 45.491 MHz : 0.419 dB T1 : 5651.864 MHz : 1.319 dBm T2 : 5688.337 MHz : 0.424 dBm OBW : 36.473 MHz	Measured 26 dB Bandwidth: 45.491 MHz Measured 99% Bandwidth: 36.473 MHz

[Back to Matrix](#)

This test report may be reproduced in full only. The document may only be updated by MiCOM Labs personnel. Any changes will be noted in the Document History section of the report.



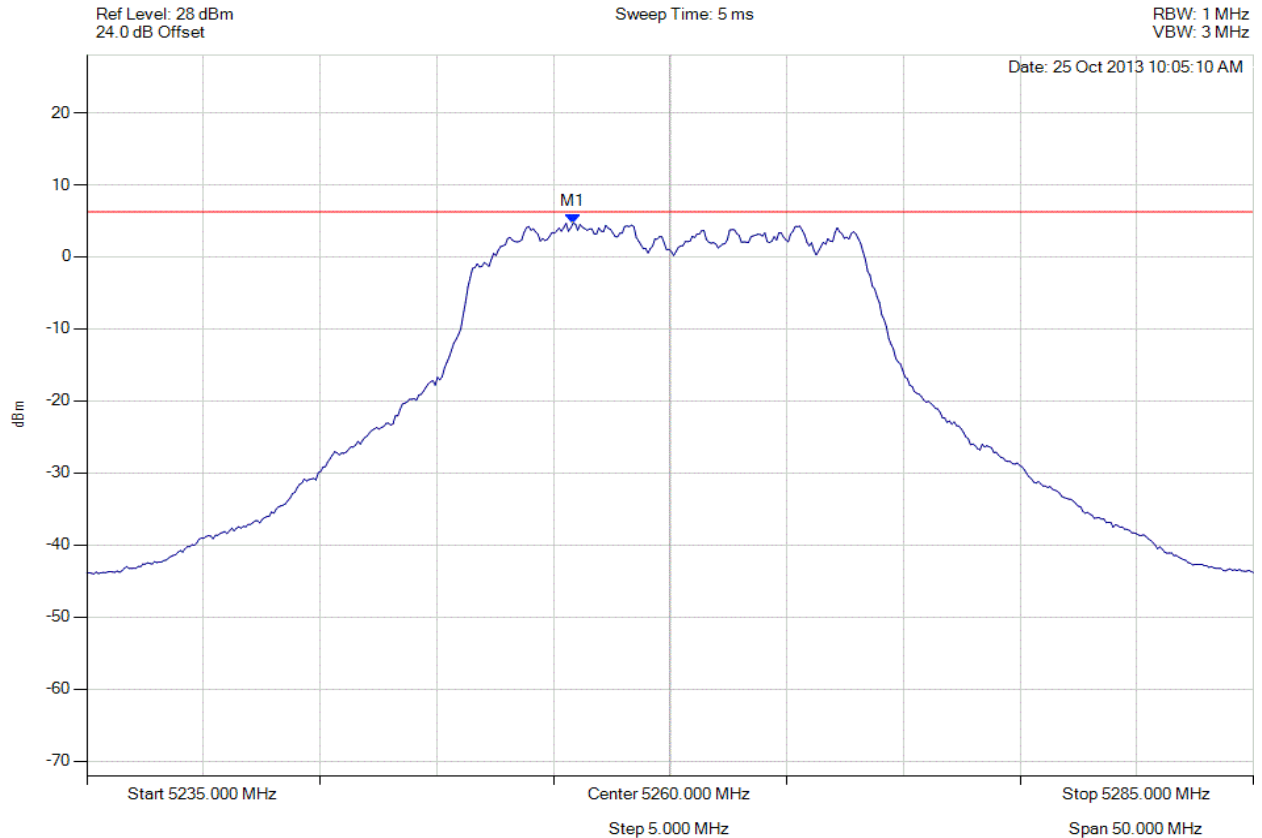
Title: Xirrus Inc. XI-AC1300, XI-AC867 (DFS Bands)
To: FCC 47 CFR Part 15.407 & IC RSS-210
Serial #: XIRR04-U8 Rev A
Issue Date: 22nd September 2014
Page: 339 of 492

A.1.2. Peak Power Spectral Density



PEAK POWER SPECTRAL DENSITY

Variant: 802.11a, Channel: 5260.00 MHz, Chain a, Temp: Ambient, Voltage: 56 Vdc



Analyser Setup	Marker : Frequency : Amplitude	Test Results
Detector = RMS Sweep Count = 100 RF Atten (dB) = 20 Trace Mode = VIEW	M1 : 5255.842 MHz : 4.666 dBm	Limit: ≤ 6.229 dBm Margin: -1.56 dB

[Back to the Matrix](#)

This test report may be reproduced in full only. The document may only be updated by MiCOM Labs personnel. Any changes will be noted in the Document History section of the report.

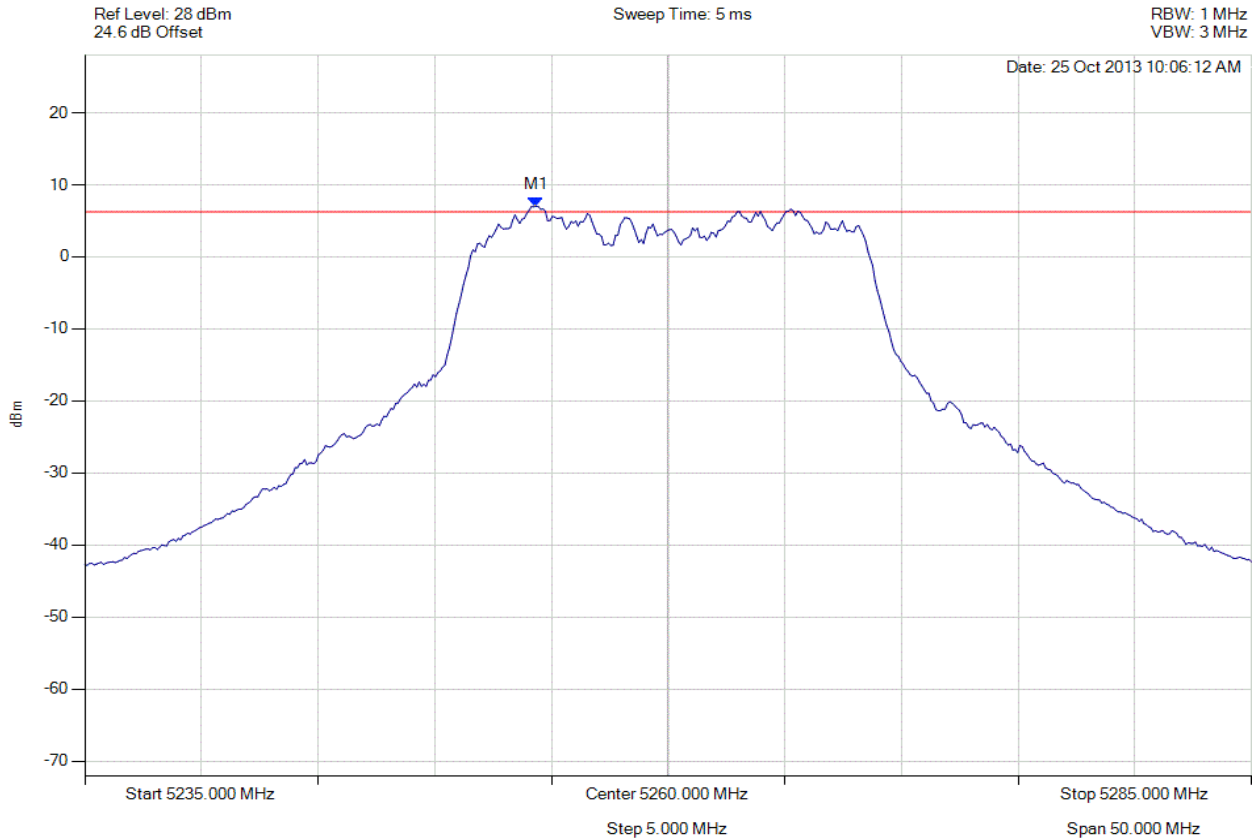


Title: Xirrus Inc. XI-AC1300, XI-AC867 (DFS Bands)
To: FCC 47 CFR Part 15.407 & IC RSS-210
Serial #: XIRR04-U8 Rev A
Issue Date: 22nd September 2014
Page: 340 of 492



PEAK POWER SPECTRAL DENSITY

Variant: 802.11a, Channel: 5260.00 MHz, Chain b, Temp: Ambient, Voltage: 56 Vdc



Analyser Setup	Marker : Frequency : Amplitude	Test Results
Detector = RMS Sweep Count = 100 RF Atten (dB) = 20 Trace Mode = VIEW	M1 : 5254.339 MHz : 7.017 dBm	Limit: ≤ 6.229 dBm Margin: 0.79 dB

[Back to the Matrix](#)

This test report may be reproduced in full only. The document may only be updated by MiCOM Labs personnel. Any changes will be noted in the Document History section of the report.

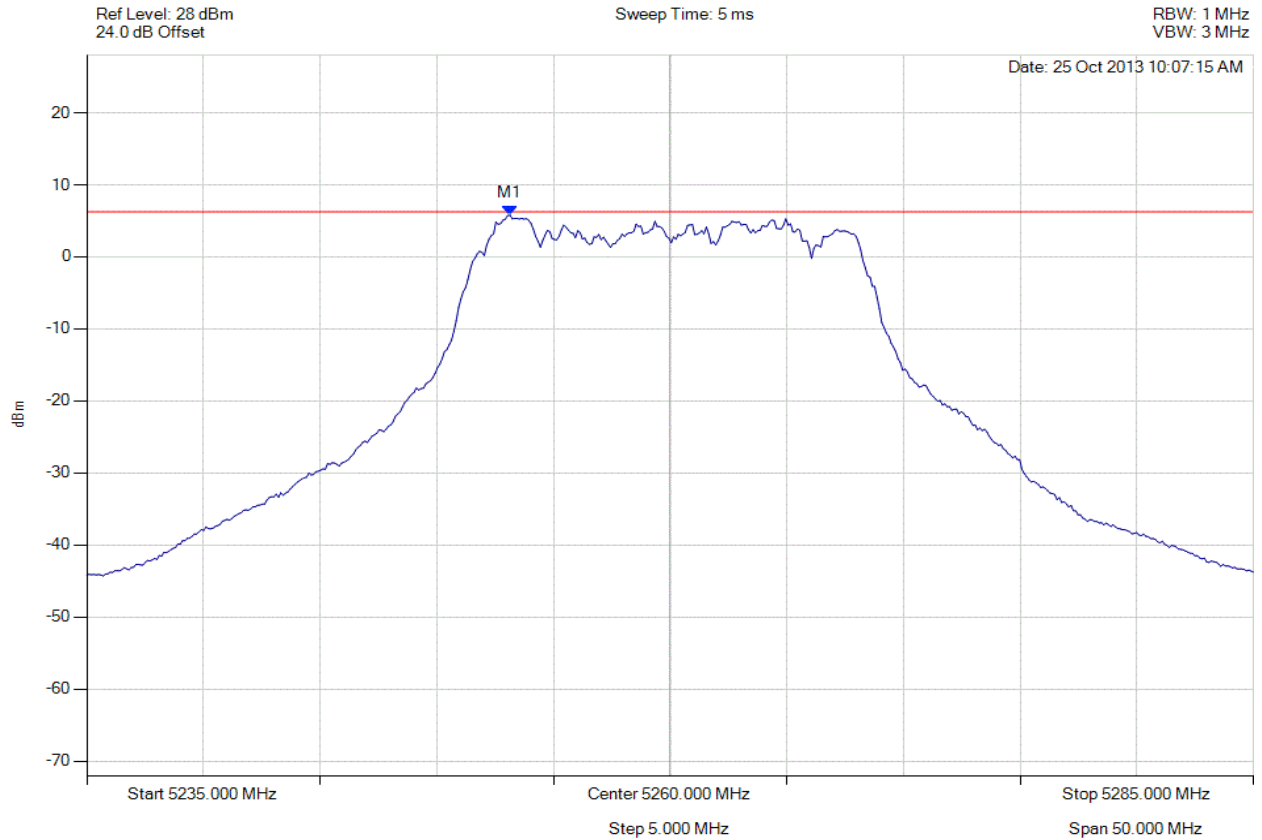


Title: Xirrus Inc. XI-AC1300, XI-AC867 (DFS Bands)
To: FCC 47 CFR Part 15.407 & IC RSS-210
Serial #: XIRR04-U8 Rev A
Issue Date: 22nd September 2014
Page: 341 of 492



PEAK POWER SPECTRAL DENSITY

Variant: 802.11a, Channel: 5260.00 MHz, Chain c, Temp: Ambient, Voltage: 56 Vdc



Analyser Setup	Marker : Frequency : Amplitude	Test Results
Detector = RMS Sweep Count = 100 RF Atten (dB) = 20 Trace Mode = VIEW	M1 : 5253.136 MHz : 5.779 dBm	Limit: ≤ 6.229 dBm Margin: -0.45 dB

[Back to the Matrix](#)

This test report may be reproduced in full only. The document may only be updated by MiCOM Labs personnel. Any changes will be noted in the Document History section of the report.

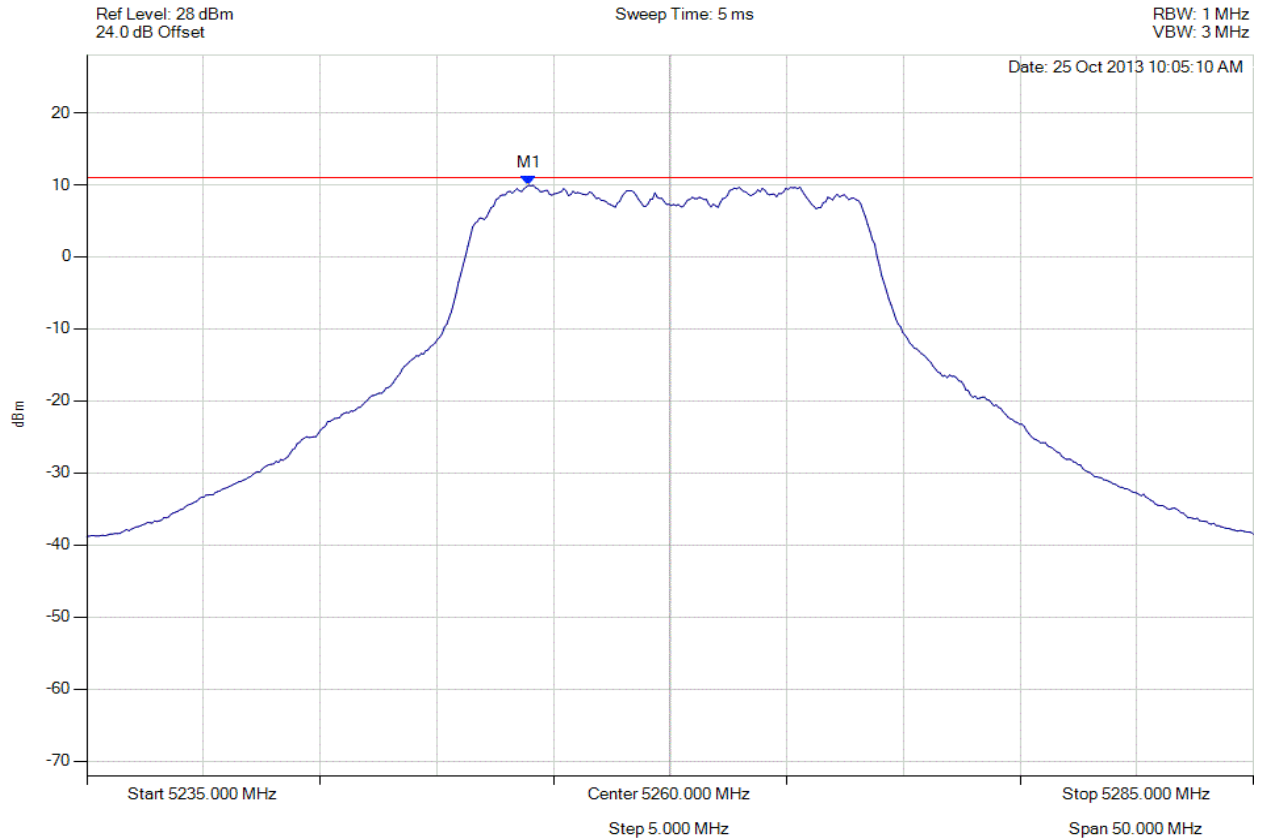


Title: Xirrus Inc. XI-AC1300, XI-AC867 (DFS Bands)
To: FCC 47 CFR Part 15.407 & IC RSS-210
Serial #: XIRR04-U8 Rev A
Issue Date: 22nd September 2014
Page: 342 of 492



PEAK POWER SPECTRAL DENSITY

Variant: 802.11a, Channel: 5260.00 MHz, SUM, Temp: Ambient, Voltage: 56 Vdc



Analyser Setup	Marker : Frequency : Amplitude	Test Results
Detector = RMS Sweep Count = 100 RF Atten (dB) = 20 Trace Mode = VIEW	M1 : 5253.938 MHz : 9.925 dBm	Limit: ≤ 11.0 dBm Margin: -1.1 dB

[Back to the Matrix](#)

This test report may be reproduced in full only. The document may only be updated by MiCOM Labs personnel. Any changes will be noted in the Document History section of the report.

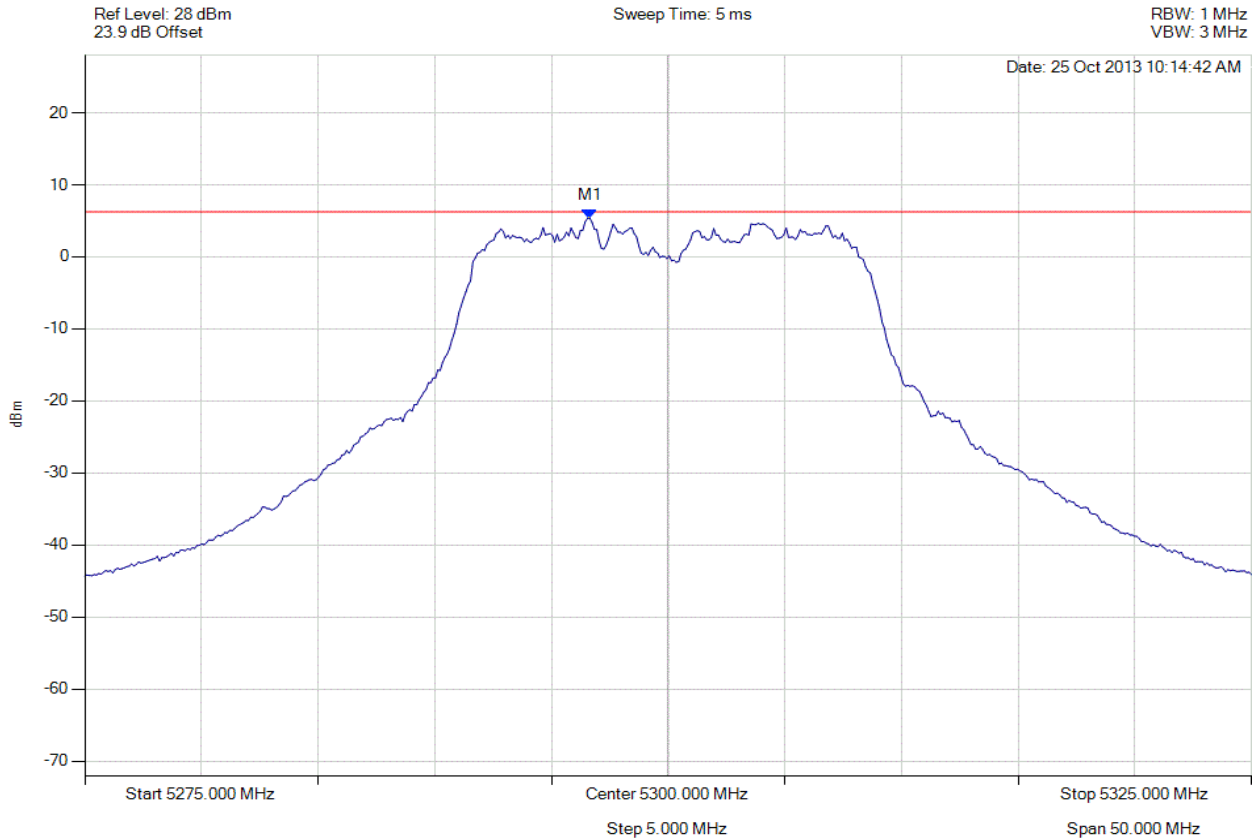


Title: Xirrus Inc. XI-AC1300, XI-AC867 (DFS Bands)
To: FCC 47 CFR Part 15.407 & IC RSS-210
Serial #: XIRR04-U8 Rev A
Issue Date: 22nd September 2014
Page: 343 of 492



PEAK POWER SPECTRAL DENSITY

Variant: 802.11a, Channel: 5300.00 MHz, Chain a, Temp: Ambient, Voltage: 56 Vdc



Analyser Setup	Marker : Frequency : Amplitude	Test Results
Detector = RMS Sweep Count = 100 RF Atten (dB) = 20 Trace Mode = VIEW	M1 : 5296.643 MHz : 5.376 dBm	Limit: ≤ 6.229 dBm Margin: -0.85 dB

[Back to the Matrix](#)

This test report may be reproduced in full only. The document may only be updated by MiCOM Labs personnel. Any changes will be noted in the Document History section of the report.

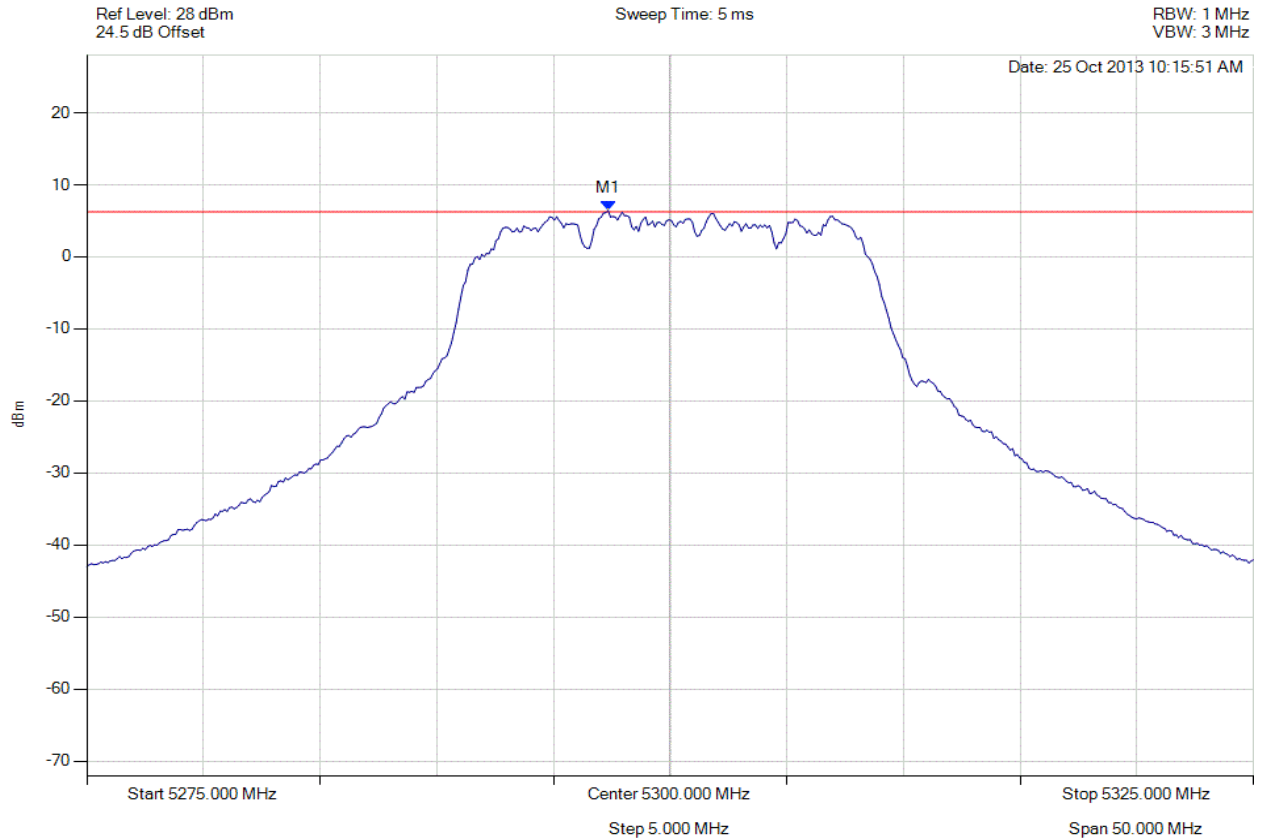


Title: Xirrus Inc. XI-AC1300, XI-AC867 (DFS Bands)
To: FCC 47 CFR Part 15.407 & IC RSS-210
Serial #: XIRR04-U8 Rev A
Issue Date: 22nd September 2014
Page: 344 of 492



PEAK POWER SPECTRAL DENSITY

Variant: 802.11a, Channel: 5300.00 MHz, Chain b, Temp: Ambient, Voltage: 56 Vdc



Analyser Setup	Marker : Frequency : Amplitude	Test Results
Detector = RMS Sweep Count = 100 RF Atten (dB) = 20 Trace Mode = VIEW	M1 : 5297.345 MHz : 6.449 dBm	Limit: ≤ 6.229 dBm Margin: 0.22 dB

[Back to the Matrix](#)

This test report may be reproduced in full only. The document may only be updated by MiCOM Labs personnel. Any changes will be noted in the Document History section of the report.

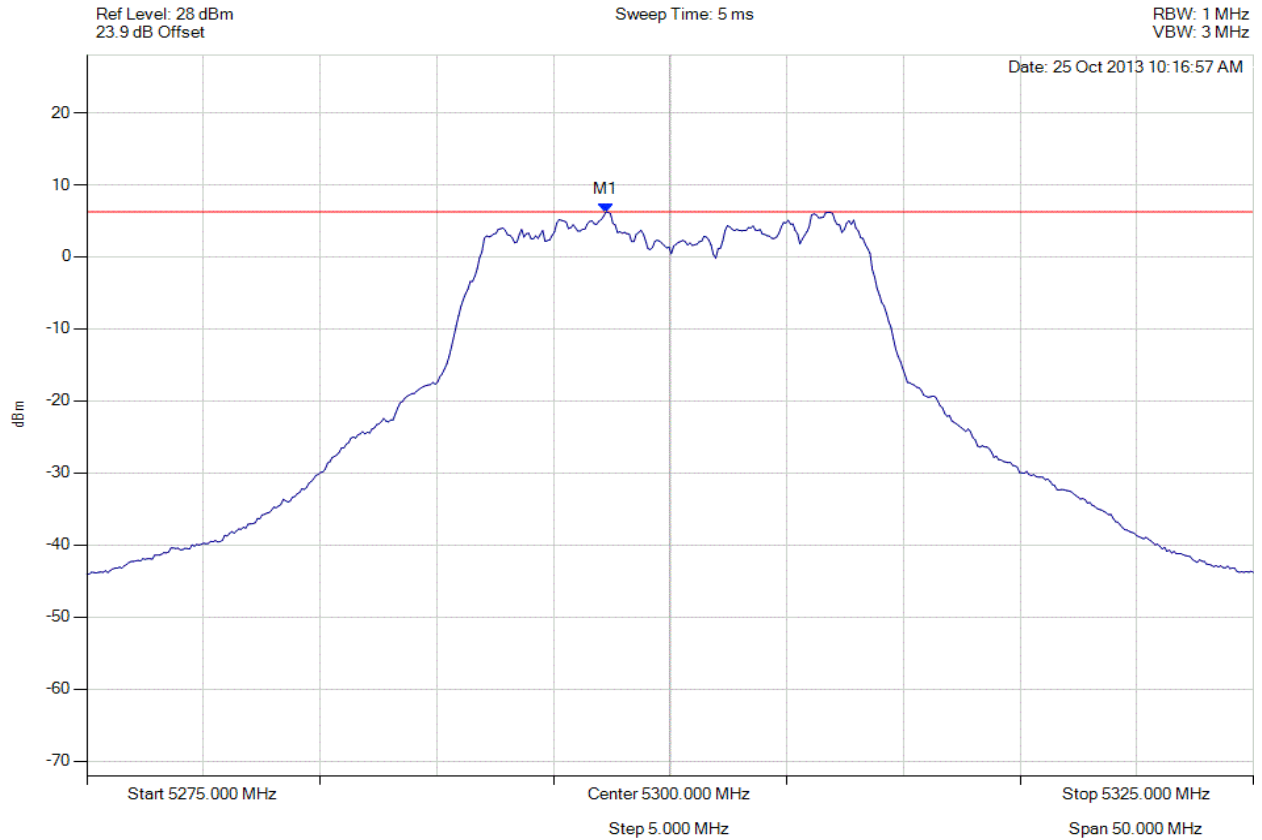


Title: Xirrus Inc. XI-AC1300, XI-AC867 (DFS Bands)
To: FCC 47 CFR Part 15.407 & IC RSS-210
Serial #: XIRR04-U8 Rev A
Issue Date: 22nd September 2014
Page: 345 of 492



PEAK POWER SPECTRAL DENSITY

Variant: 802.11a, Channel: 5300.00 MHz, Chain c, Temp: Ambient, Voltage: 56 Vdc



Analyser Setup	Marker : Frequency : Amplitude	Test Results
Detector = RMS Sweep Count = 100 RF Atten (dB) = 20 Trace Mode = VIEW	M1 : 5297.244 MHz : 6.217 dBm	Limit: ≤ 6.229 dBm Margin: -0.01 dB

[Back to the Matrix](#)

This test report may be reproduced in full only. The document may only be updated by MiCOM Labs personnel. Any changes will be noted in the Document History section of the report.

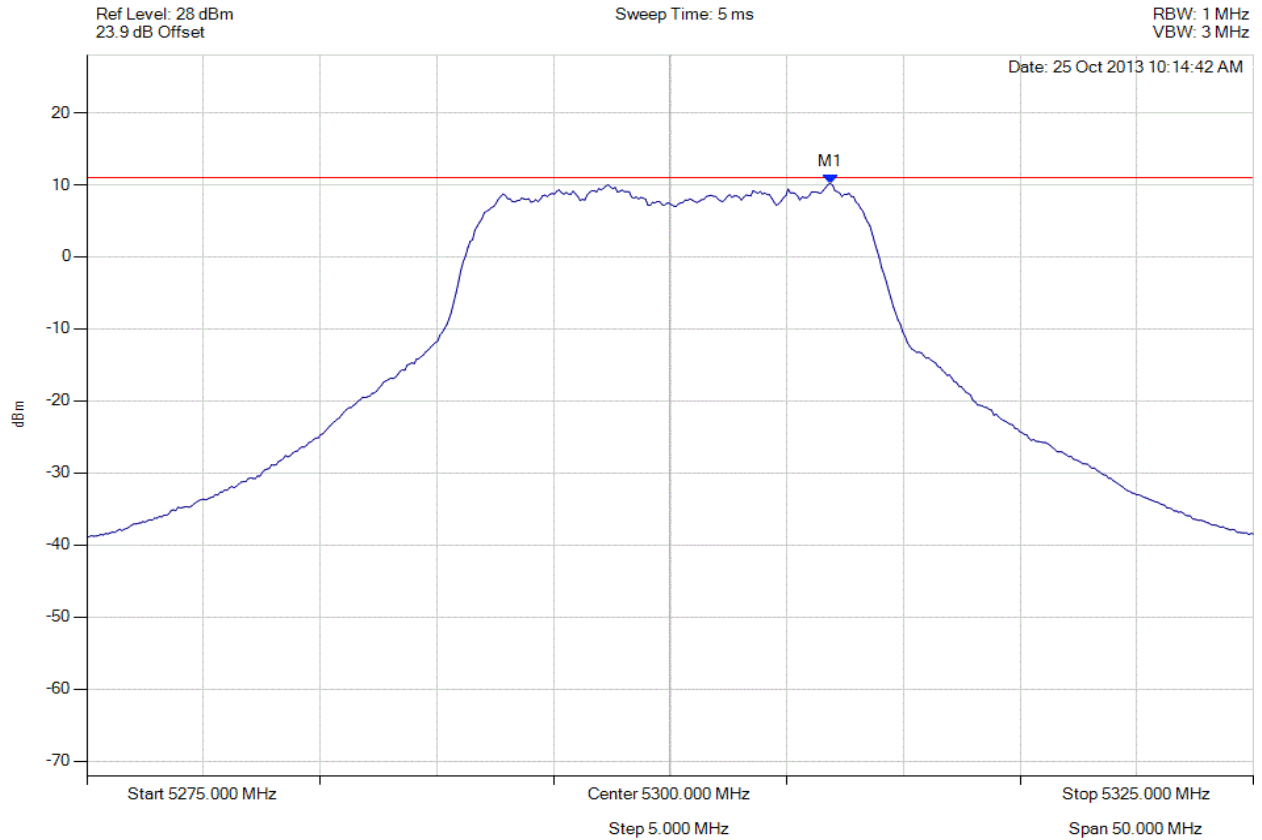


Title: Xirrus Inc. XI-AC1300, XI-AC867 (DFS Bands)
To: FCC 47 CFR Part 15.407 & IC RSS-210
Serial #: XIRR04-U8 Rev A
Issue Date: 22nd September 2014
Page: 346 of 492



PEAK POWER SPECTRAL DENSITY

Variant: 802.11a, Channel: 5300.00 MHz, SUM, Temp: Ambient, Voltage: 56 Vdc



Analyser Setup	Marker : Frequency : Amplitude	Test Results
Detector = RMS Sweep Count = 100 RF Atten (dB) = 20 Trace Mode = VIEW	M1 : 5306.864 MHz : 10.190 dBm	Limit: ≤ 11.0 dBm Margin: -0.8 dB

[Back to the Matrix](#)

This test report may be reproduced in full only. The document may only be updated by MiCOM Labs personnel. Any changes will be noted in the Document History section of the report.

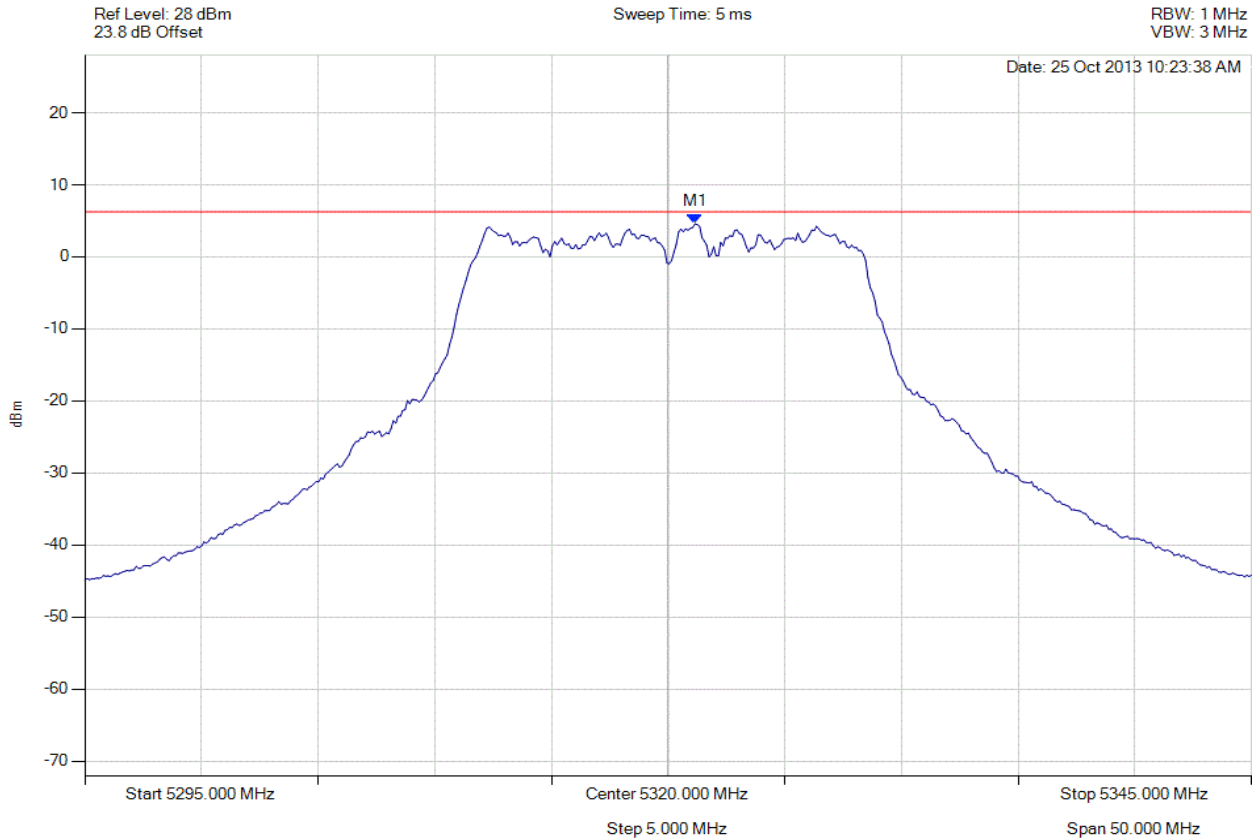


Title: Xirrus Inc. XI-AC1300, XI-AC867 (DFS Bands)
To: FCC 47 CFR Part 15.407 & IC RSS-210
Serial #: XIRR04-U8 Rev A
Issue Date: 22nd September 2014
Page: 347 of 492



PEAK POWER SPECTRAL DENSITY

Variant: 802.11a, Channel: 5320.00 MHz, Chain a, Temp: Ambient, Voltage: 56 Vdc



Analyser Setup	Marker : Frequency : Amplitude	Test Results
Detector = RMS Sweep Count = 100 RF Atten (dB) = 20 Trace Mode = VIEW	M1 : 5321.152 MHz : 4.573 dBm	Limit: ≤ 6.229 dBm Margin: -1.66 dB

[Back to the Matrix](#)

This test report may be reproduced in full only. The document may only be updated by MiCOM Labs personnel. Any changes will be noted in the Document History section of the report.

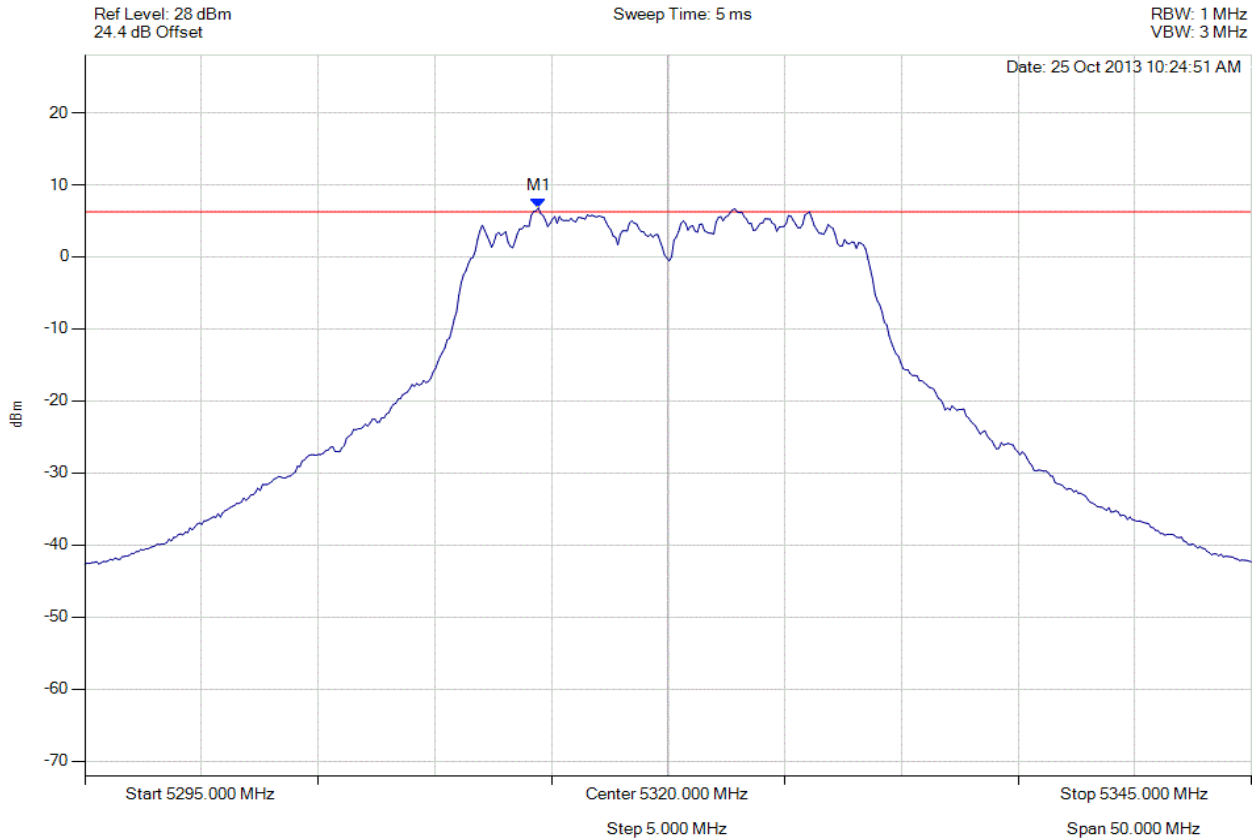


Title: Xirrus Inc. XI-AC1300, XI-AC867 (DFS Bands)
To: FCC 47 CFR Part 15.407 & IC RSS-210
Serial #: XIRR04-U8 Rev A
Issue Date: 22nd September 2014
Page: 348 of 492



PEAK POWER SPECTRAL DENSITY

Variant: 802.11a, Channel: 5320.00 MHz, Chain b, Temp: Ambient, Voltage: 56 Vdc



Analyser Setup	Marker : Frequency : Amplitude	Test Results
Detector = RMS Sweep Count = 100 RF Atten (dB) = 20 Trace Mode = VIEW	M1 : 5314.439 MHz : 6.782 dBm	Limit: ≤ 6.229 dBm Margin: 0.55 dB

[Back to the Matrix](#)

This test report may be reproduced in full only. The document may only be updated by MiCOM Labs personnel. Any changes will be noted in the Document History section of the report.

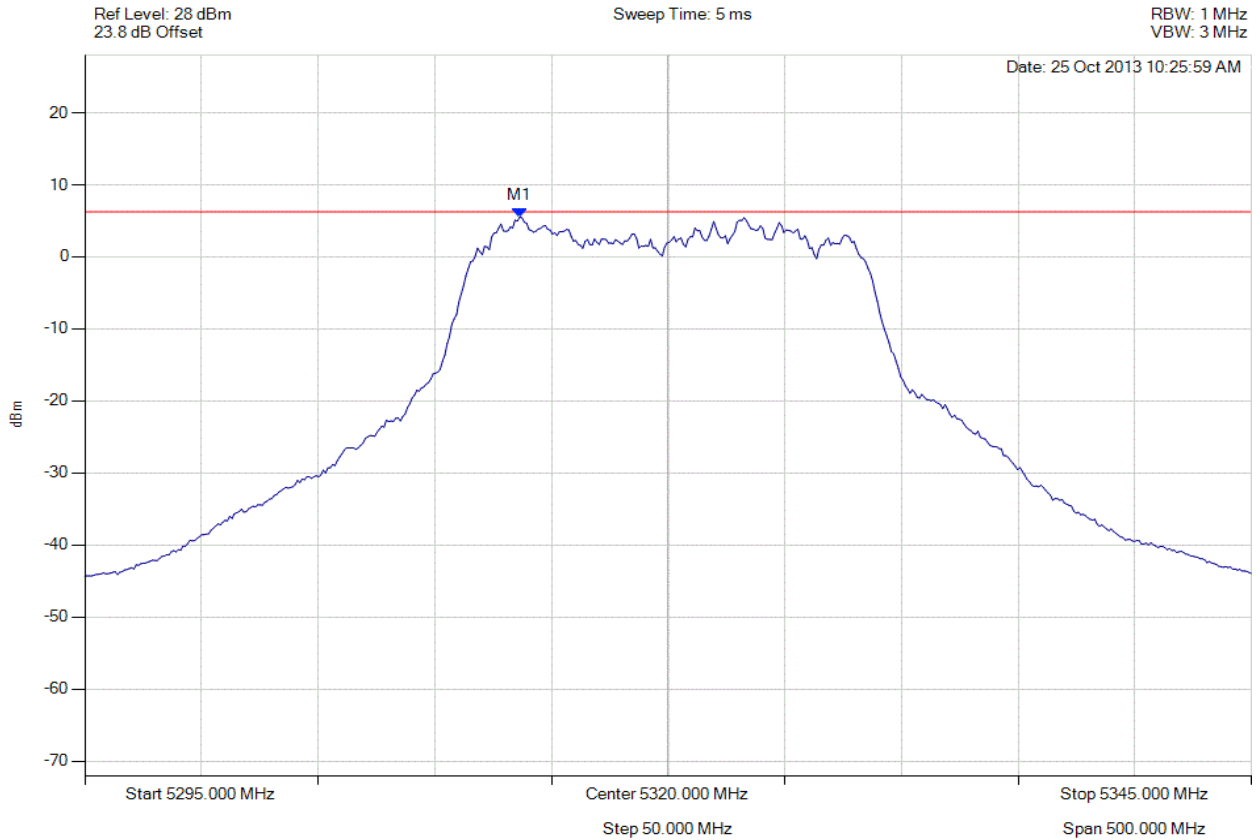


Title: Xirrus Inc. XI-AC1300, XI-AC867 (DFS Bands)
To: FCC 47 CFR Part 15.407 & IC RSS-210
Serial #: XIRR04-U8 Rev A
Issue Date: 22nd September 2014
Page: 349 of 492



PEAK POWER SPECTRAL DENSITY

Variant: 802.11a, Channel: 5320.00 MHz, Chain c, Temp: Ambient, Voltage: 56 Vdc



Analyser Setup	Marker : Frequency : Amplitude	Test Results
Detector = RMS Sweep Count = 100 RF Atten (dB) = 20 Trace Mode = VIEW	M1 : 5313.637 MHz : 5.497 dBm	Limit: ≤ 6.229 dBm Margin: -0.73 dB

[Back to the Matrix](#)

This test report may be reproduced in full only. The document may only be updated by MiCOM Labs personnel. Any changes will be noted in the Document History section of the report.

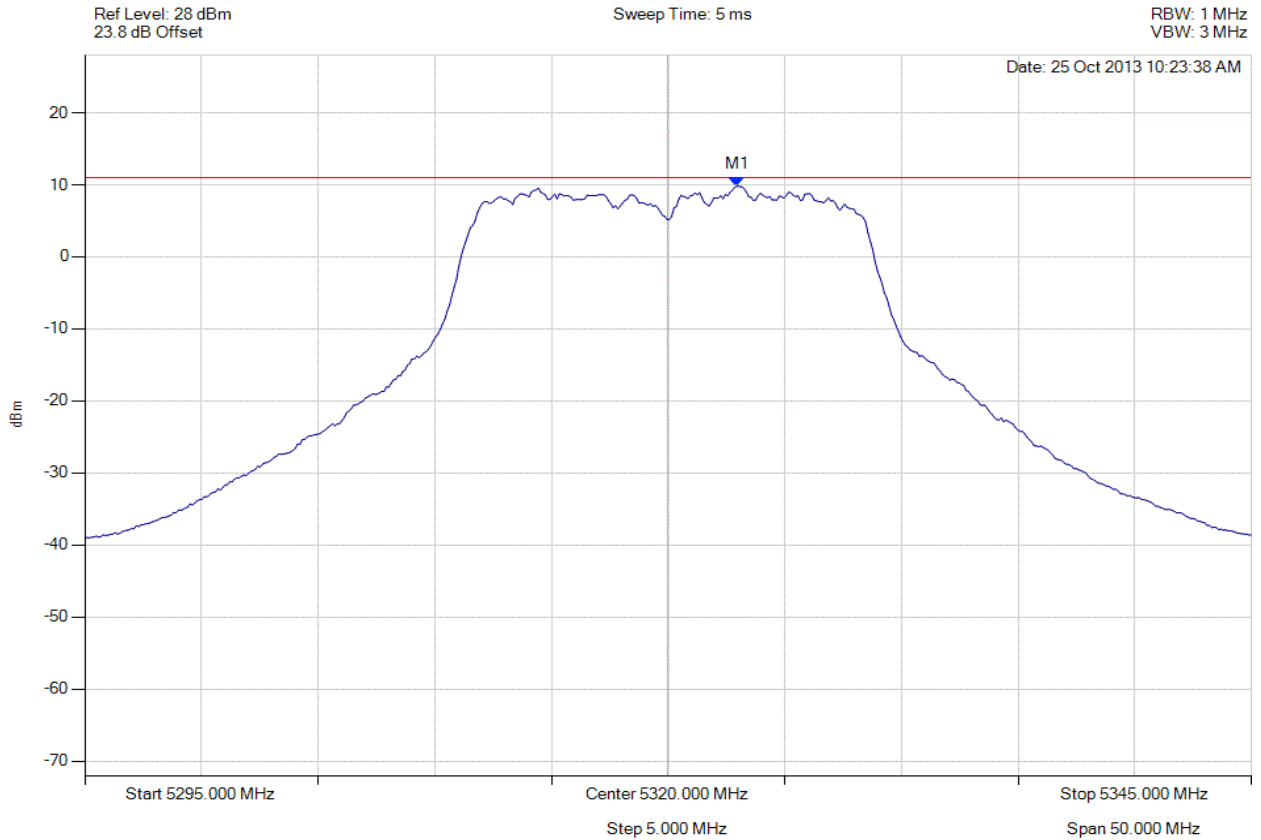


Title: Xirrus Inc. XI-AC1300, XI-AC867 (DFS Bands)
To: FCC 47 CFR Part 15.407 & IC RSS-210
Serial #: XIRR04-U8 Rev A
Issue Date: 22nd September 2014
Page: 350 of 492



PEAK POWER SPECTRAL DENSITY

Variant: 802.11a, Channel: 5320.00 MHz, SUM, Temp: Ambient, Voltage: 56 Vdc



Analyser Setup	Marker : Frequency : Amplitude	Test Results
Detector = RMS Sweep Count = 100 RF Atten (dB) = 20 Trace Mode = VIEW	M1 : 5322.956 MHz : 9.822 dBm	Limit: ≤ 11.0 dBm Margin: -1.2 dB

[Back to the Matrix](#)

This test report may be reproduced in full only. The document may only be updated by MiCOM Labs personnel. Any changes will be noted in the Document History section of the report.

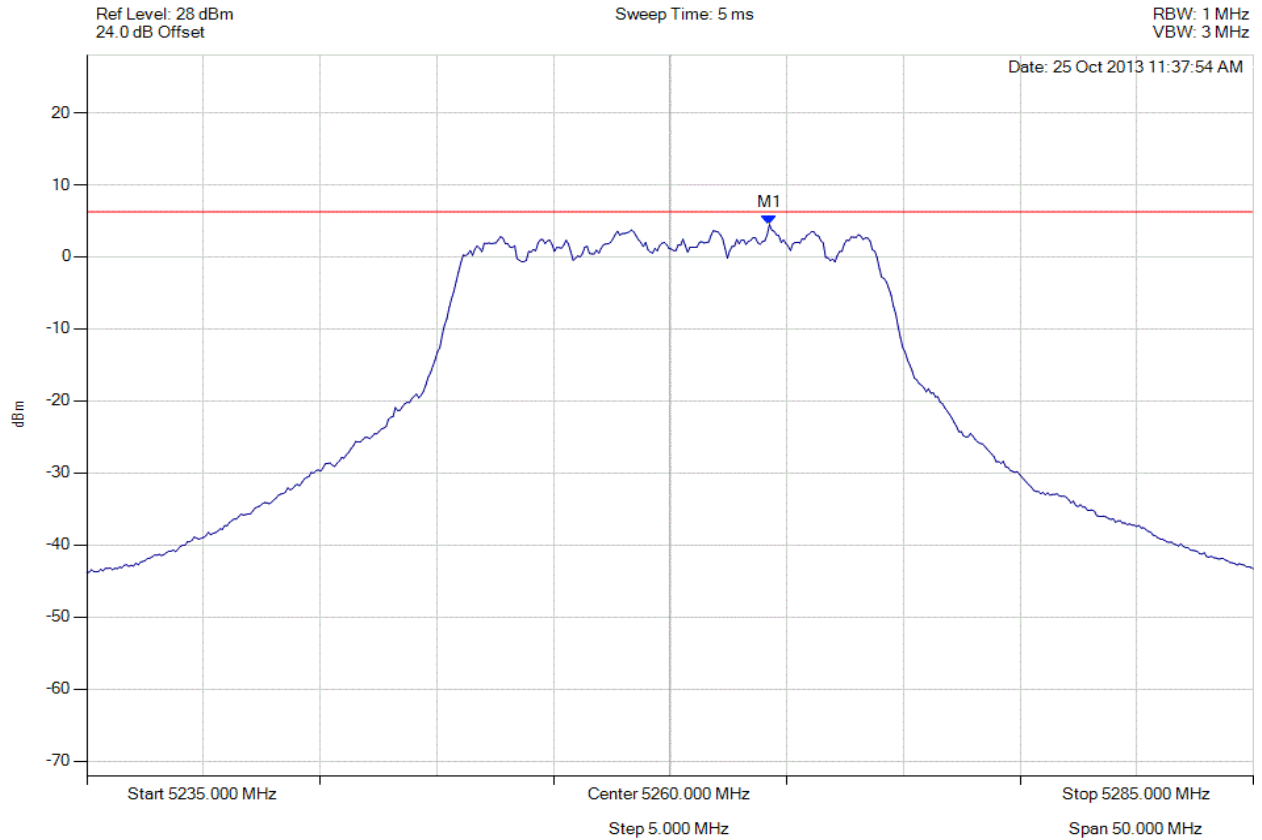


Title: Xirrus Inc. XI-AC1300, XI-AC867 (DFS Bands)
To: FCC 47 CFR Part 15.407 & IC RSS-210
Serial #: XIRR04-U8 Rev A
Issue Date: 22nd September 2014
Page: 351 of 492



PEAK POWER SPECTRAL DENSITY

Variant: 802.11n HT-20, Channel: 5260.00 MHz, Chain a, Temp: Ambient, Voltage: 56 Vdc



Analyser Setup	Marker : Frequency : Amplitude	Test Results
Detector = RMS Sweep Count = 100 RF Atten (dB) = 20 Trace Mode = VIEW	M1 : 5264.259 MHz : 4.464 dBm	Limit: ≤ 6.229 dBm Margin: -1.76 dB

[Back to the Matrix](#)

This test report may be reproduced in full only. The document may only be updated by MiCOM Labs personnel. Any changes will be noted in the Document History section of the report.

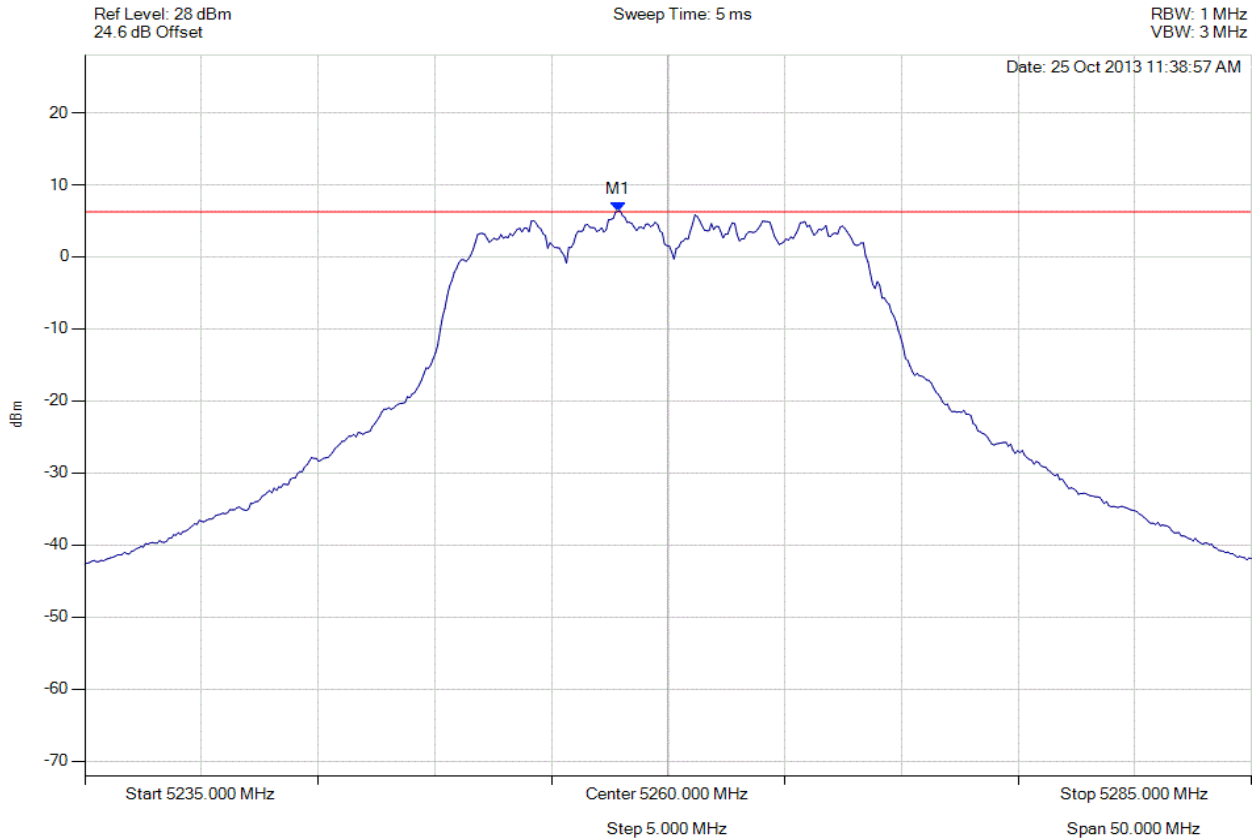


Title: Xirrus Inc. XI-AC1300, XI-AC867 (DFS Bands)
To: FCC 47 CFR Part 15.407 & IC RSS-210
Serial #: XIRR04-U8 Rev A
Issue Date: 22nd September 2014
Page: 352 of 492



PEAK POWER SPECTRAL DENSITY

Variant: 802.11n HT-20, Channel: 5260.00 MHz, Chain b, Temp: Ambient, Voltage: 56 Vdc



Analyser Setup	Marker : Frequency : Amplitude	Test Results
Detector = RMS Sweep Count = 100 RF Atten (dB) = 20 Trace Mode = VIEW	M1 : 5257.846 MHz : 6.370 dBm	Limit: ≤ 6.229 dBm Margin: 0.14 dB

[Back to the Matrix](#)

This test report may be reproduced in full only. The document may only be updated by MiCOM Labs personnel. Any changes will be noted in the Document History section of the report.

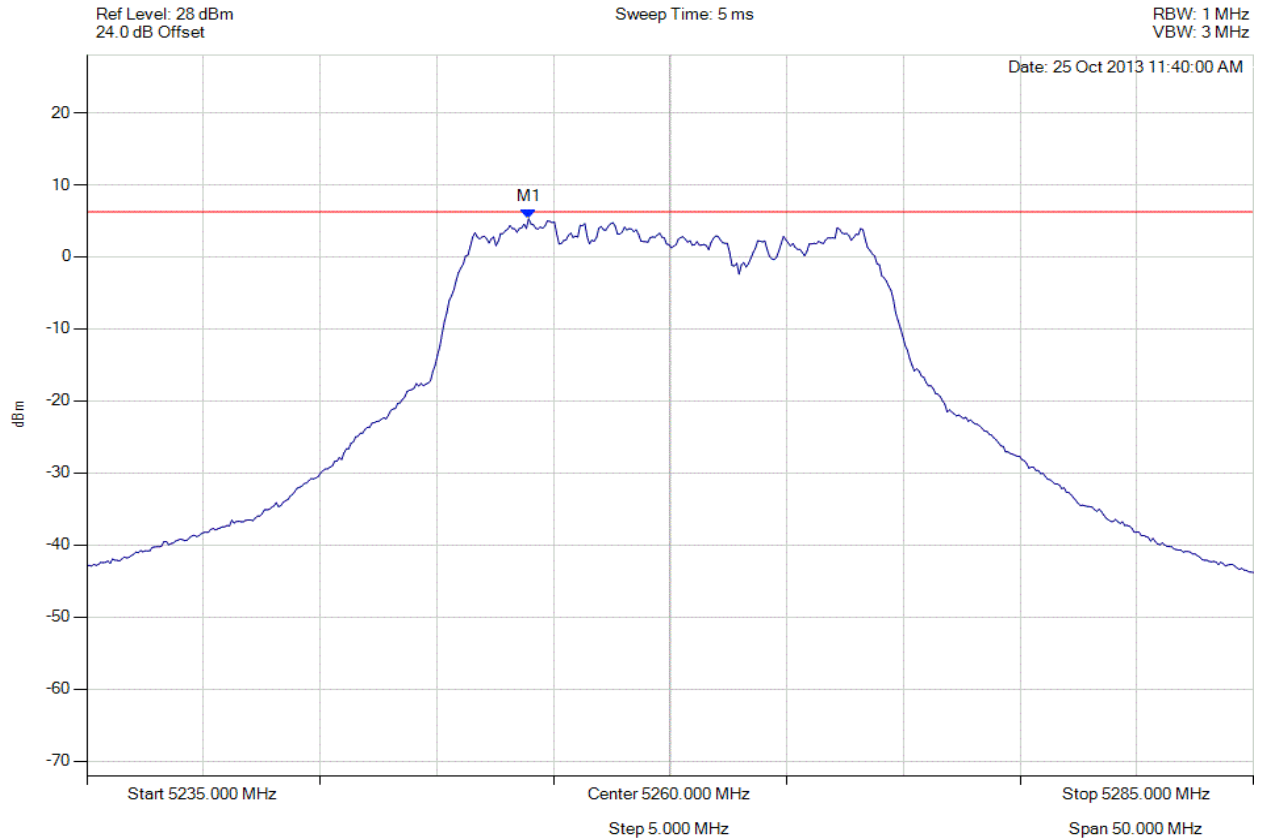


Title: Xirrus Inc. XI-AC1300, XI-AC867 (DFS Bands)
To: FCC 47 CFR Part 15.407 & IC RSS-210
Serial #: XIRR04-U8 Rev A
Issue Date: 22nd September 2014
Page: 353 of 492



PEAK POWER SPECTRAL DENSITY

Variant: 802.11n HT-20, Channel: 5260.00 MHz, Chain c, Temp: Ambient, Voltage: 56 Vdc



Analyser Setup	Marker : Frequency : Amplitude	Test Results
Detector = RMS Sweep Count = 100 RF Atten (dB) = 20 Trace Mode = VIEW	M1 : 5253.938 MHz : 5.283 dBm	Limit: ≤ 6.229 dBm Margin: -0.95 dB

[Back to the Matrix](#)

This test report may be reproduced in full only. The document may only be updated by MiCOM Labs personnel. Any changes will be noted in the Document History section of the report.

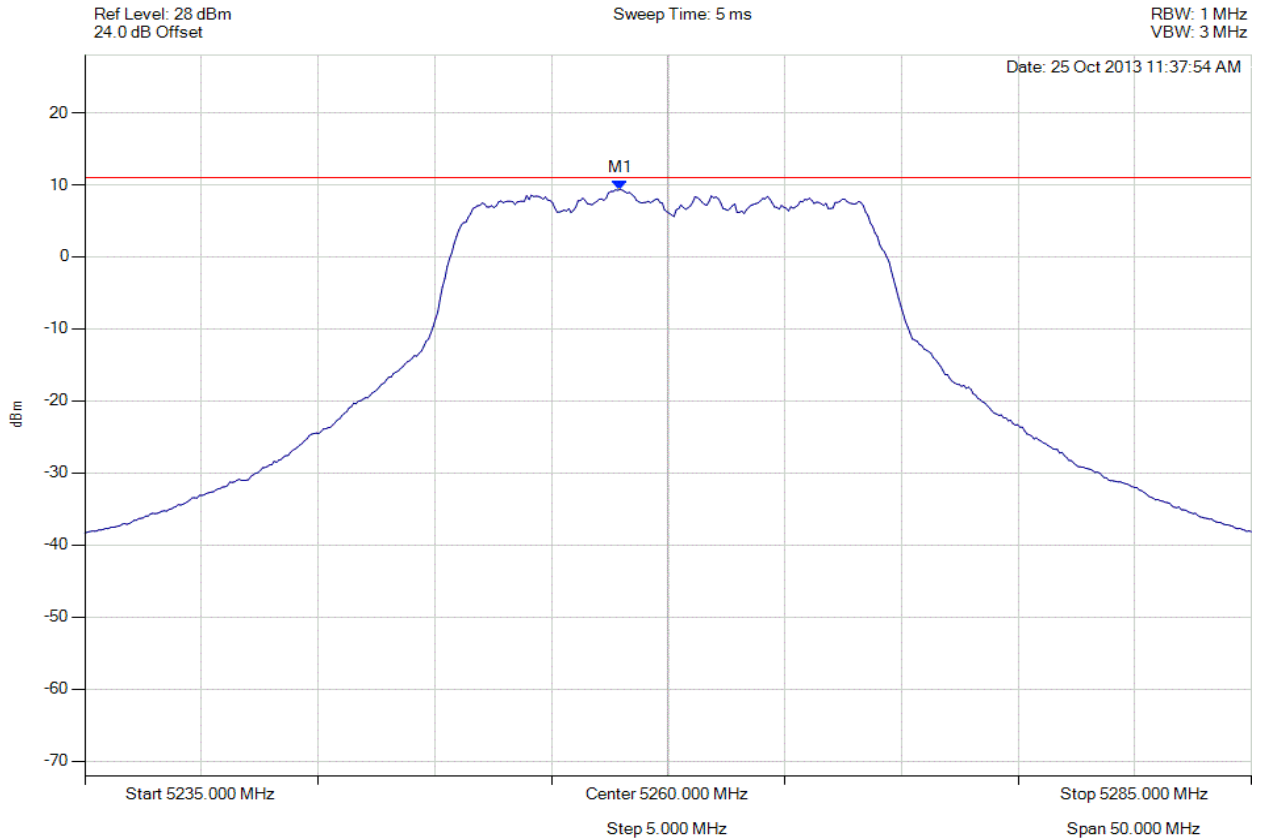


Title: Xirrus Inc. XI-AC1300, XI-AC867 (DFS Bands)
To: FCC 47 CFR Part 15.407 & IC RSS-210
Serial #: XIRR04-U8 Rev A
Issue Date: 22nd September 2014
Page: 354 of 492



PEAK POWER SPECTRAL DENSITY

Variant: 802.11n HT-20, Channel: 5260.00 MHz, SUM, Temp: Ambient, Voltage: 56 Vdc



Analyser Setup	Marker : Frequency : Amplitude	Test Results
Detector = RMS Sweep Count = 100 RF Atten (dB) = 20 Trace Mode = VIEW	M1 : 5257.946 MHz : 9.365 dBm	Limit: ≤ 11.0 dBm Margin: -1.6 dB

[Back to the Matrix](#)

This test report may be reproduced in full only. The document may only be updated by MiCOM Labs personnel. Any changes will be noted in the Document History section of the report.

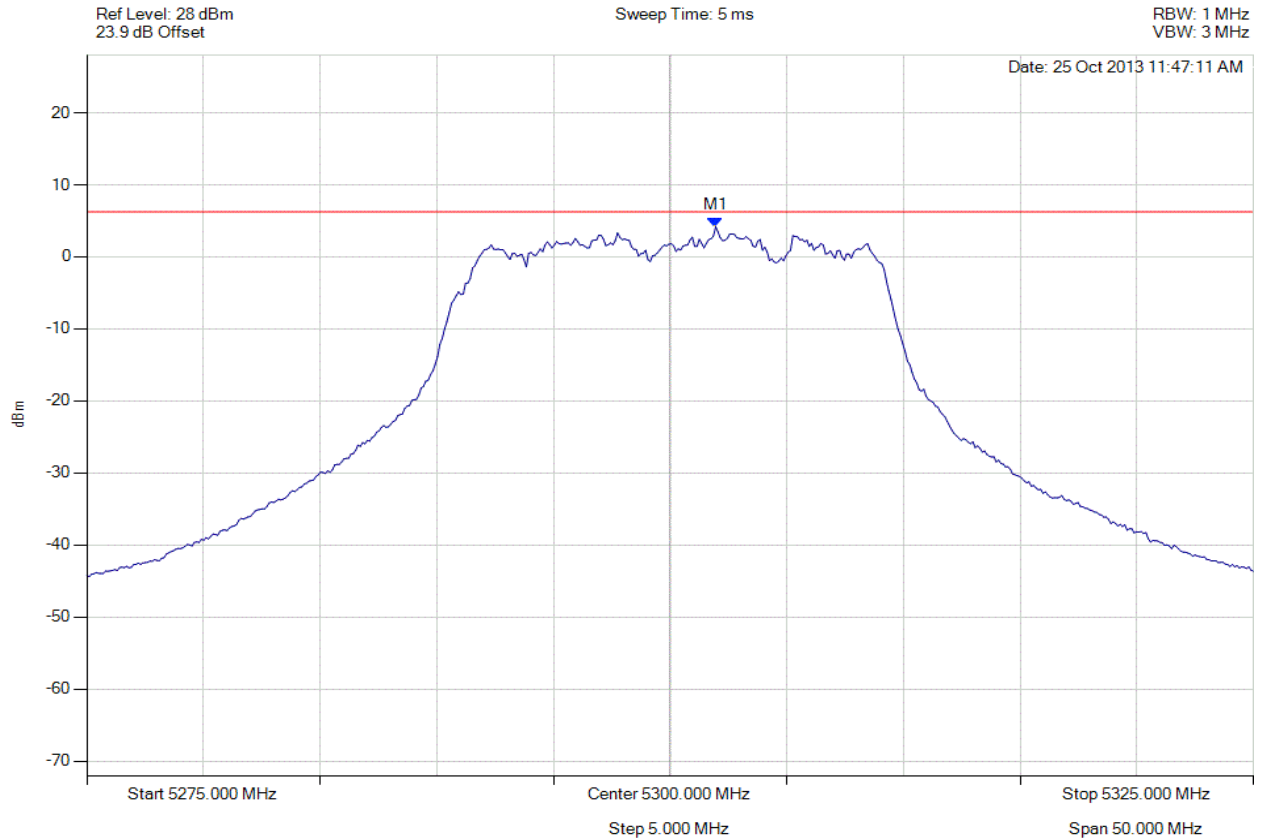


Title: Xirrus Inc. XI-AC1300, XI-AC867 (DFS Bands)
To: FCC 47 CFR Part 15.407 & IC RSS-210
Serial #: XIRR04-U8 Rev A
Issue Date: 22nd September 2014
Page: 355 of 492



PEAK POWER SPECTRAL DENSITY

Variant: 802.11n HT-20, Channel: 5300.00 MHz, Chain a, Temp: Ambient, Voltage: 56 Vdc



Analyser Setup	Marker : Frequency : Amplitude	Test Results
Detector = RMS Sweep Count = 100 RF Atten (dB) = 20 Trace Mode = VIEW	M1 : 5301.954 MHz : 4.190 dBm	Limit: ≤ 6.229 dBm Margin: -2.04 dB

[Back to the Matrix](#)

This test report may be reproduced in full only. The document may only be updated by MiCOM Labs personnel. Any changes will be noted in the Document History section of the report.

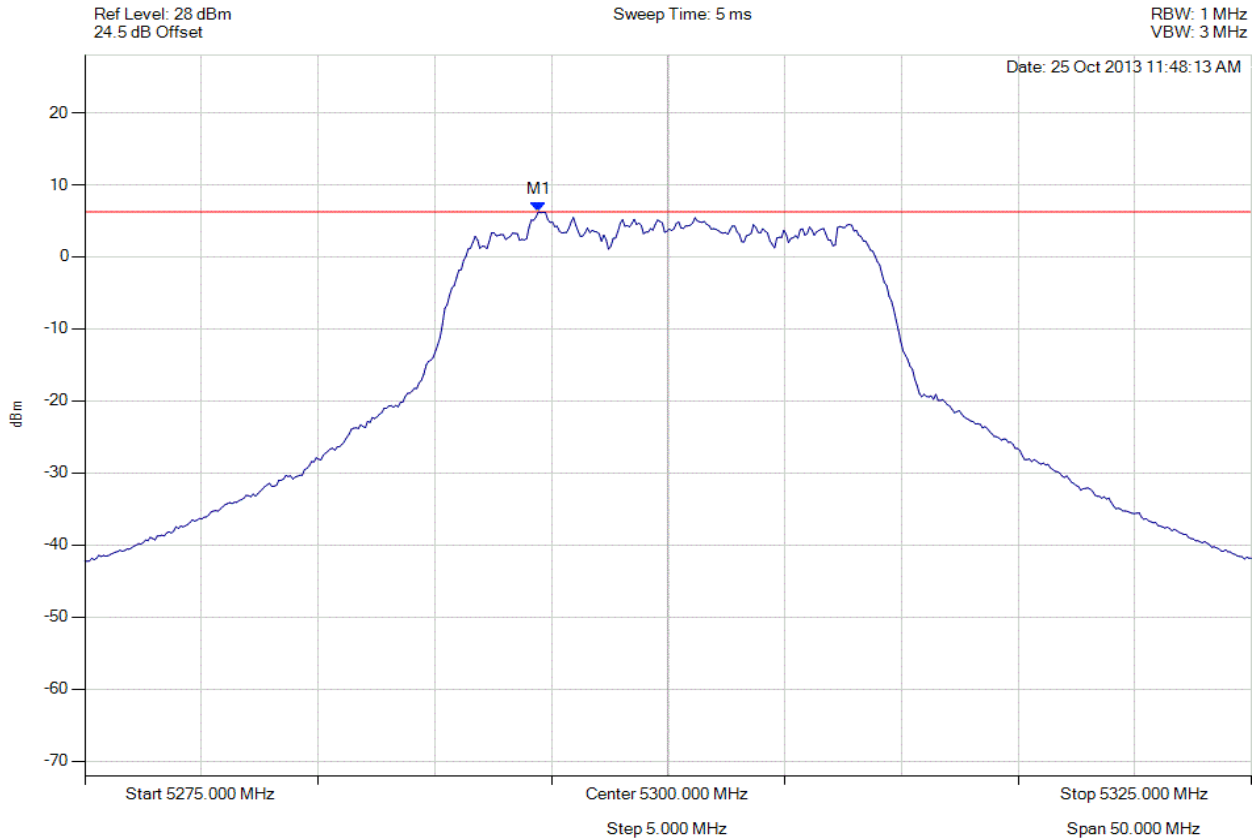


Title: Xirrus Inc. XI-AC1300, XI-AC867 (DFS Bands)
To: FCC 47 CFR Part 15.407 & IC RSS-210
Serial #: XIRR04-U8 Rev A
Issue Date: 22nd September 2014
Page: 356 of 492



PEAK POWER SPECTRAL DENSITY

Variant: 802.11n HT-20, Channel: 5300.00 MHz, Chain b, Temp: Ambient, Voltage: 56 Vdc



Analyser Setup	Marker : Frequency : Amplitude	Test Results
Detector = RMS Sweep Count = 100 RF Atten (dB) = 20 Trace Mode = VIEW	M1 : 5294.439 MHz : 6.240 dBm	Limit: ≤ 6.229 dBm Margin: 0.01 dB

[Back to the Matrix](#)

This test report may be reproduced in full only. The document may only be updated by MiCOM Labs personnel. Any changes will be noted in the Document History section of the report.

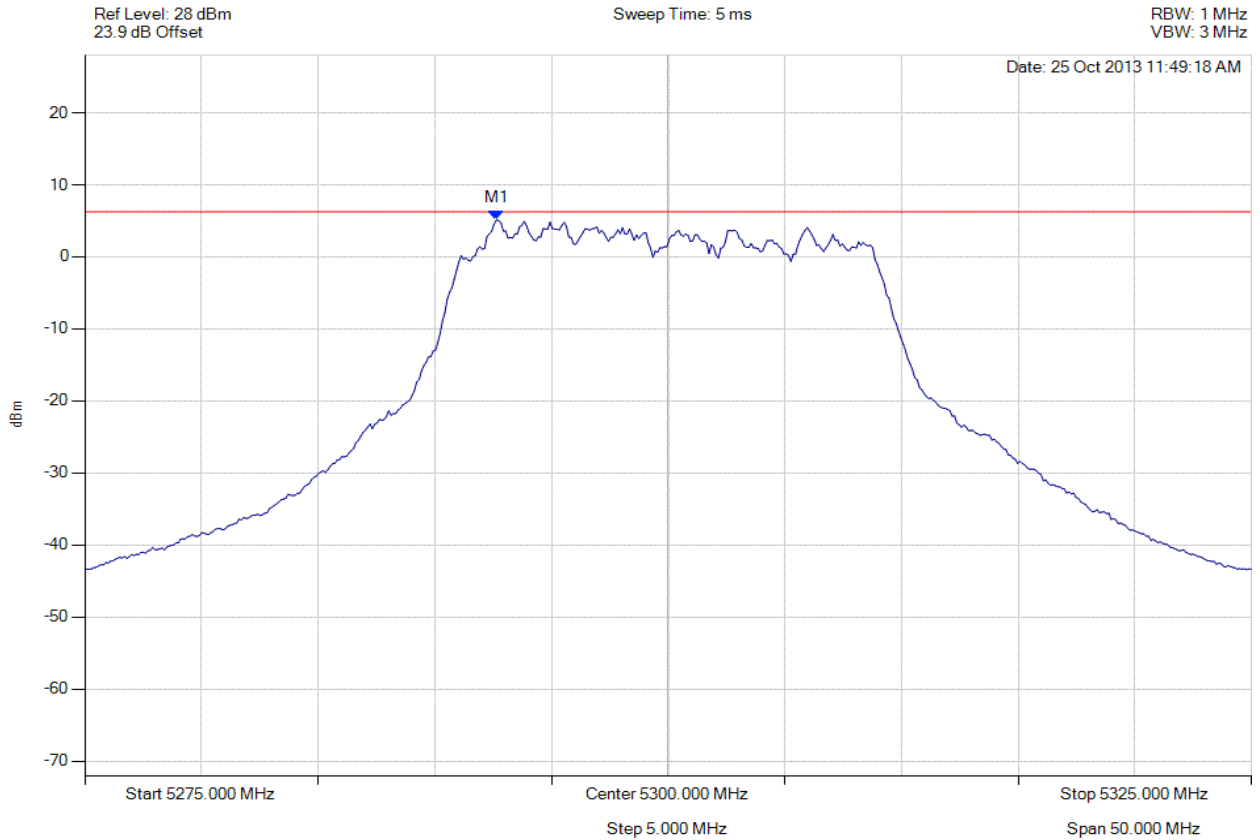


Title: Xirrus Inc. XI-AC1300, XI-AC867 (DFS Bands)
To: FCC 47 CFR Part 15.407 & IC RSS-210
Serial #: XIRR04-U8 Rev A
Issue Date: 22nd September 2014
Page: 357 of 492



PEAK POWER SPECTRAL DENSITY

Variant: 802.11n HT-20, Channel: 5300.00 MHz, Chain c, Temp: Ambient, Voltage: 56 Vdc



Analyser Setup	Marker : Frequency : Amplitude	Test Results
Detector = RMS Sweep Count = 100 RF Atten (dB) = 20 Trace Mode = VIEW	M1 : 5292.635 MHz : 5.086 dBm	Limit: ≤ 6.229 dBm Margin: -1.14 dB

[Back to the Matrix](#)

This test report may be reproduced in full only. The document may only be updated by MiCOM Labs personnel. Any changes will be noted in the Document History section of the report.

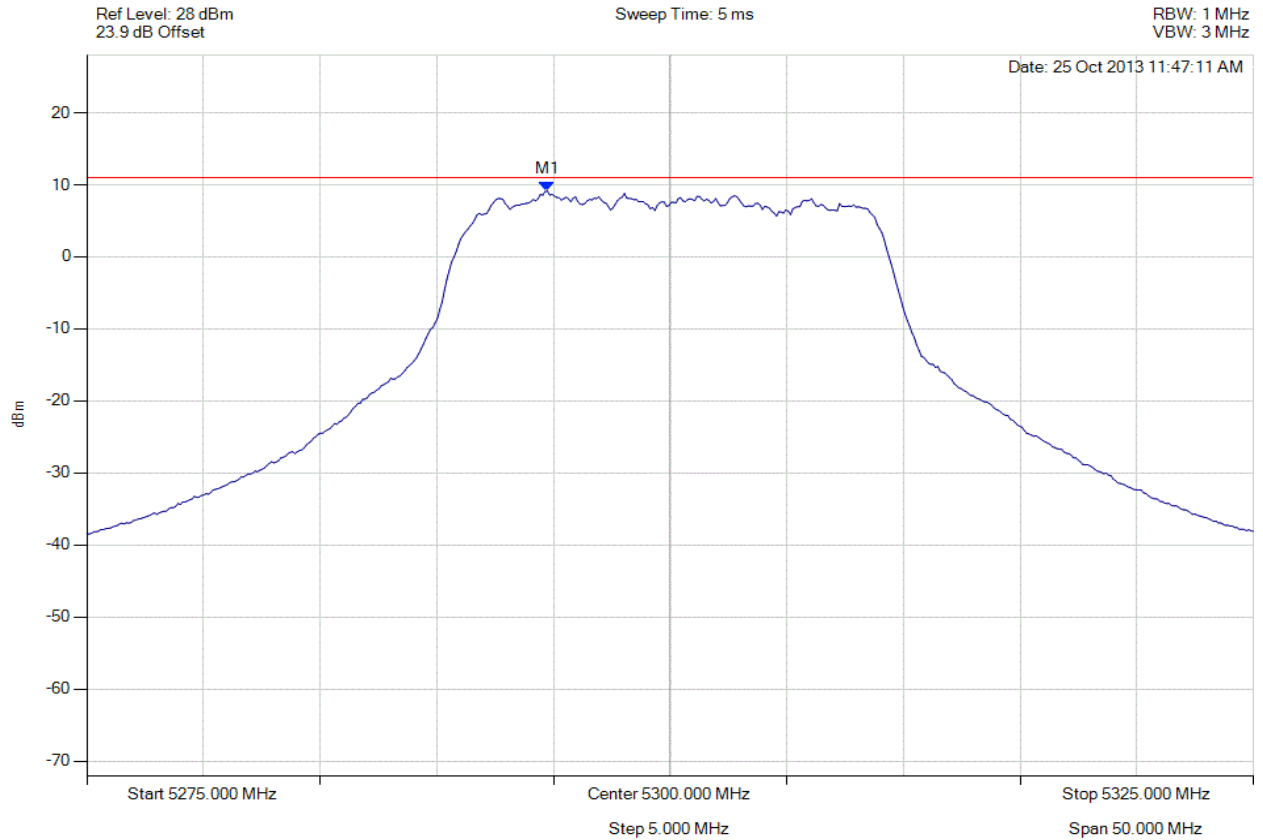


Title: Xirrus Inc. XI-AC1300, XI-AC867 (DFS Bands)
To: FCC 47 CFR Part 15.407 & IC RSS-210
Serial #: XIRR04-U8 Rev A
Issue Date: 22nd September 2014
Page: 358 of 492



PEAK POWER SPECTRAL DENSITY

Variant: 802.11n HT-20, Channel: 5300.00 MHz, SUM, Temp: Ambient, Voltage: 56 Vdc



Analyser Setup	Marker : Frequency : Amplitude	Test Results
Detector = RMS Sweep Count = 100 RF Atten (dB) = 20 Trace Mode = VIEW	M1 : 5294.739 MHz : 9.135 dBm	Limit: ≤ 11.0 dBm Margin: -1.9 dB

[Back to the Matrix](#)

This test report may be reproduced in full only. The document may only be updated by MiCOM Labs personnel. Any changes will be noted in the Document History section of the report.

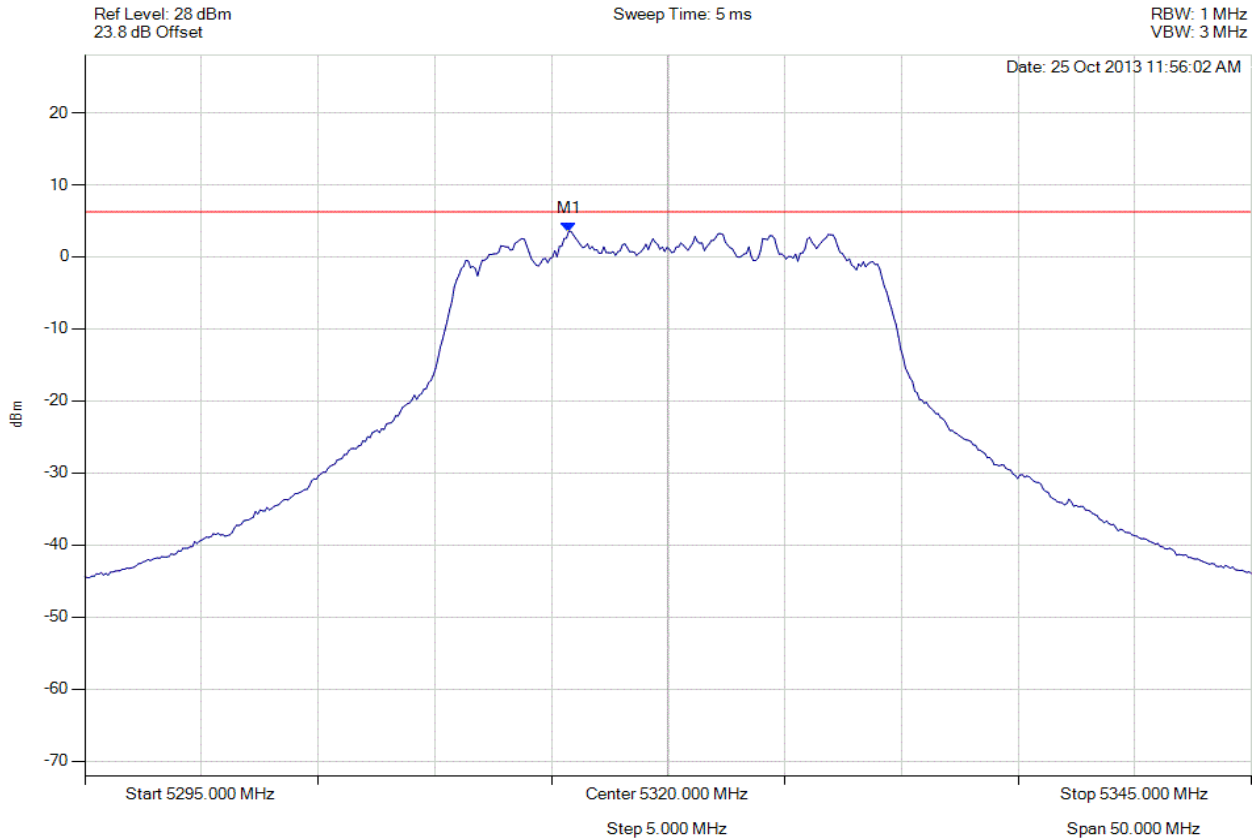


Title: Xirrus Inc. XI-AC1300, XI-AC867 (DFS Bands)
To: FCC 47 CFR Part 15.407 & IC RSS-210
Serial #: XIRR04-U8 Rev A
Issue Date: 22nd September 2014
Page: 359 of 492



PEAK POWER SPECTRAL DENSITY

Variant: 802.11n HT-20, Channel: 5320.00 MHz, Chain a, Temp: Ambient, Voltage: 56 Vdc



Analyser Setup	Marker : Frequency : Amplitude	Test Results
Detector = RMS Sweep Count = 100 RF Atten (dB) = 20 Trace Mode = VIEW	M1 : 5315.741 MHz : 3.544 dBm	Limit: ≤ 6.229 dBm Margin: -2.69 dB

[Back to the Matrix](#)

This test report may be reproduced in full only. The document may only be updated by MiCOM Labs personnel. Any changes will be noted in the Document History section of the report.

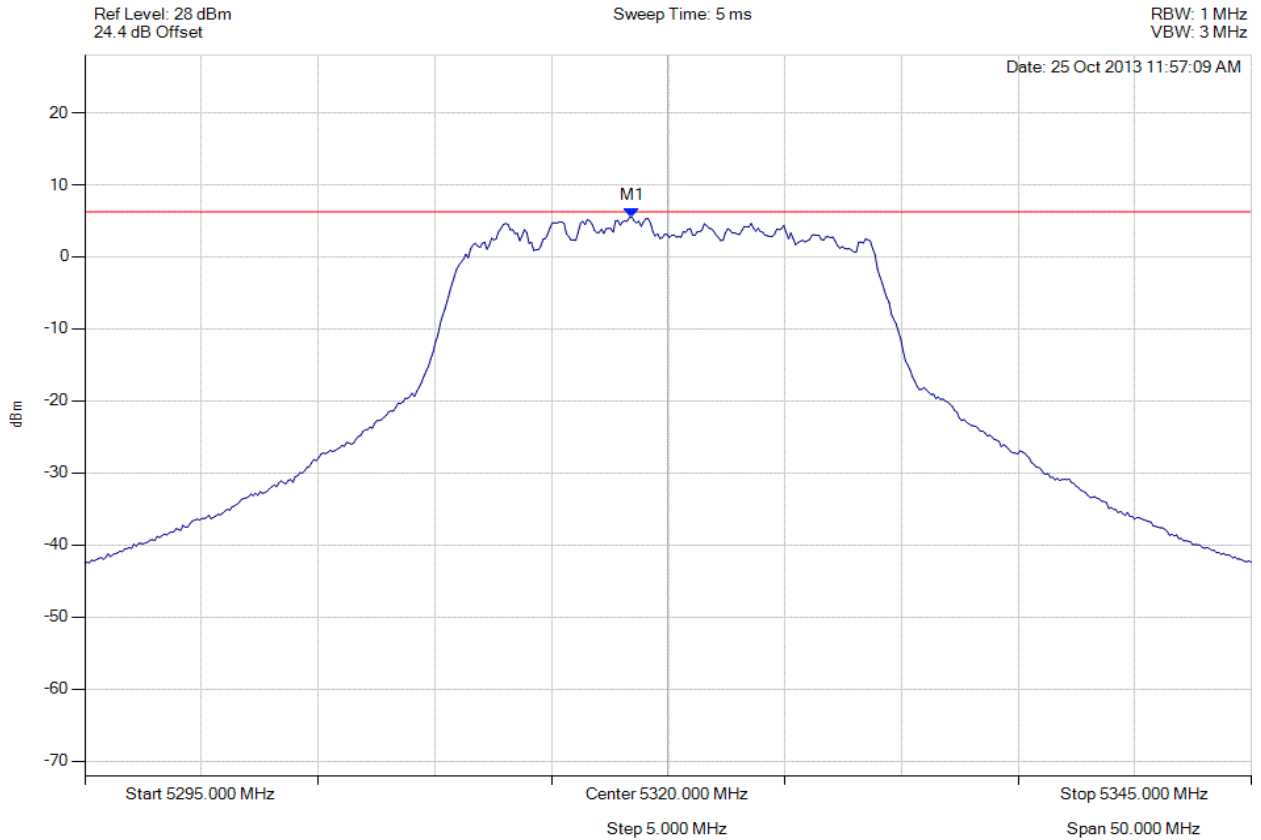


Title: Xirrus Inc. XI-AC1300, XI-AC867 (DFS Bands)
To: FCC 47 CFR Part 15.407 & IC RSS-210
Serial #: XIRR04-U8 Rev A
Issue Date: 22nd September 2014
Page: 360 of 492



PEAK POWER SPECTRAL DENSITY

Variant: 802.11n HT-20, Channel: 5320.00 MHz, Chain b, Temp: Ambient, Voltage: 56 Vdc



Analyser Setup	Marker : Frequency : Amplitude	Test Results
Detector = RMS Sweep Count = 100 RF Atten (dB) = 20 Trace Mode = VIEW	M1 : 5318.447 MHz : 5.493 dBm	Limit: ≤ 6.229 dBm Margin: -0.74 dB

[Back to the Matrix](#)

This test report may be reproduced in full only. The document may only be updated by MiCOM Labs personnel. Any changes will be noted in the Document History section of the report.

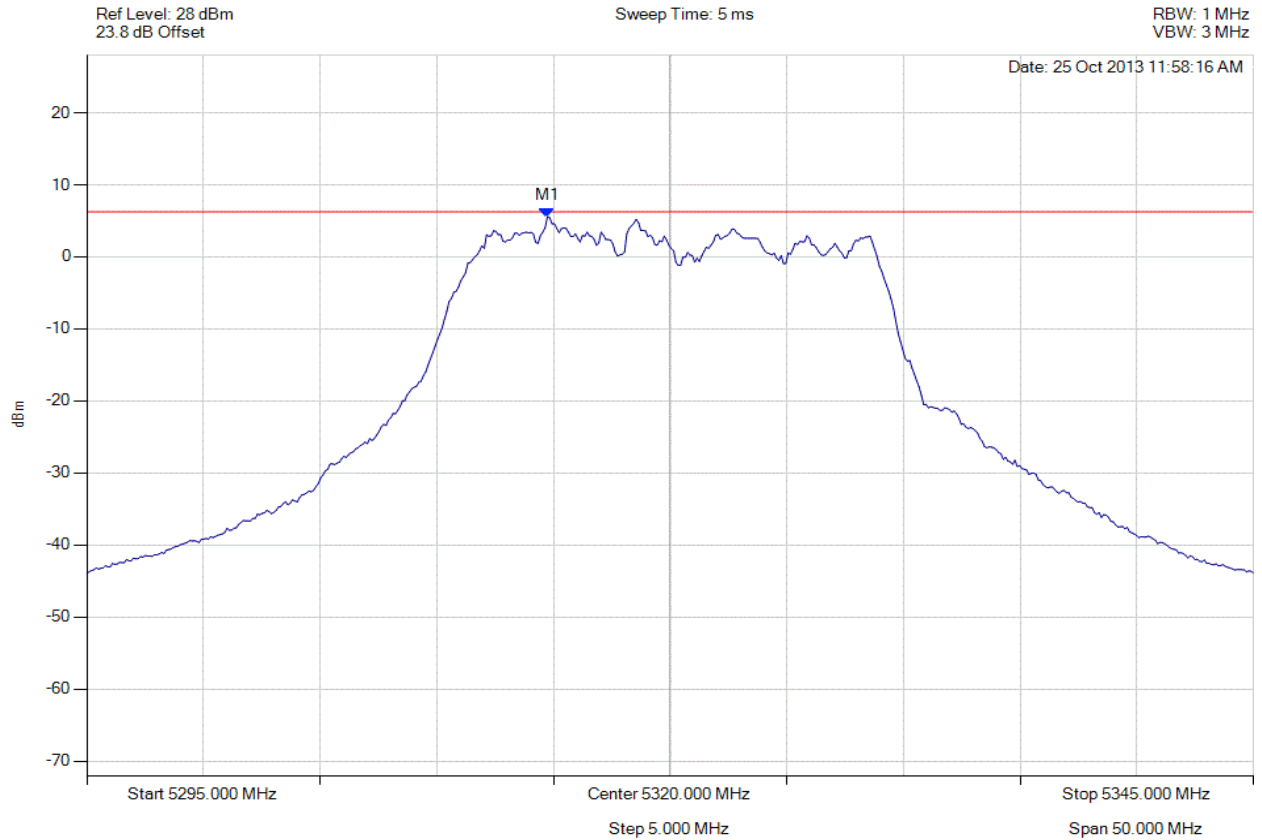


Title: Xirrus Inc. XI-AC1300, XI-AC867 (DFS Bands)
To: FCC 47 CFR Part 15.407 & IC RSS-210
Serial #: XIRR04-U8 Rev A
Issue Date: 22nd September 2014
Page: 361 of 492



PEAK POWER SPECTRAL DENSITY

Variant: 802.11n HT-20, Channel: 5320.00 MHz, Chain c, Temp: Ambient, Voltage: 56 Vdc



Analyser Setup	Marker : Frequency : Amplitude	Test Results
Detector = RMS Sweep Count = 100 RF Atten (dB) = 20 Trace Mode = VIEW	M1 : 5314.739 MHz : 5.538 dBm	Limit: ≤ 6.229 dBm Margin: -0.69 dB

[Back to the Matrix](#)

This test report may be reproduced in full only. The document may only be updated by MiCOM Labs personnel. Any changes will be noted in the Document History section of the report.

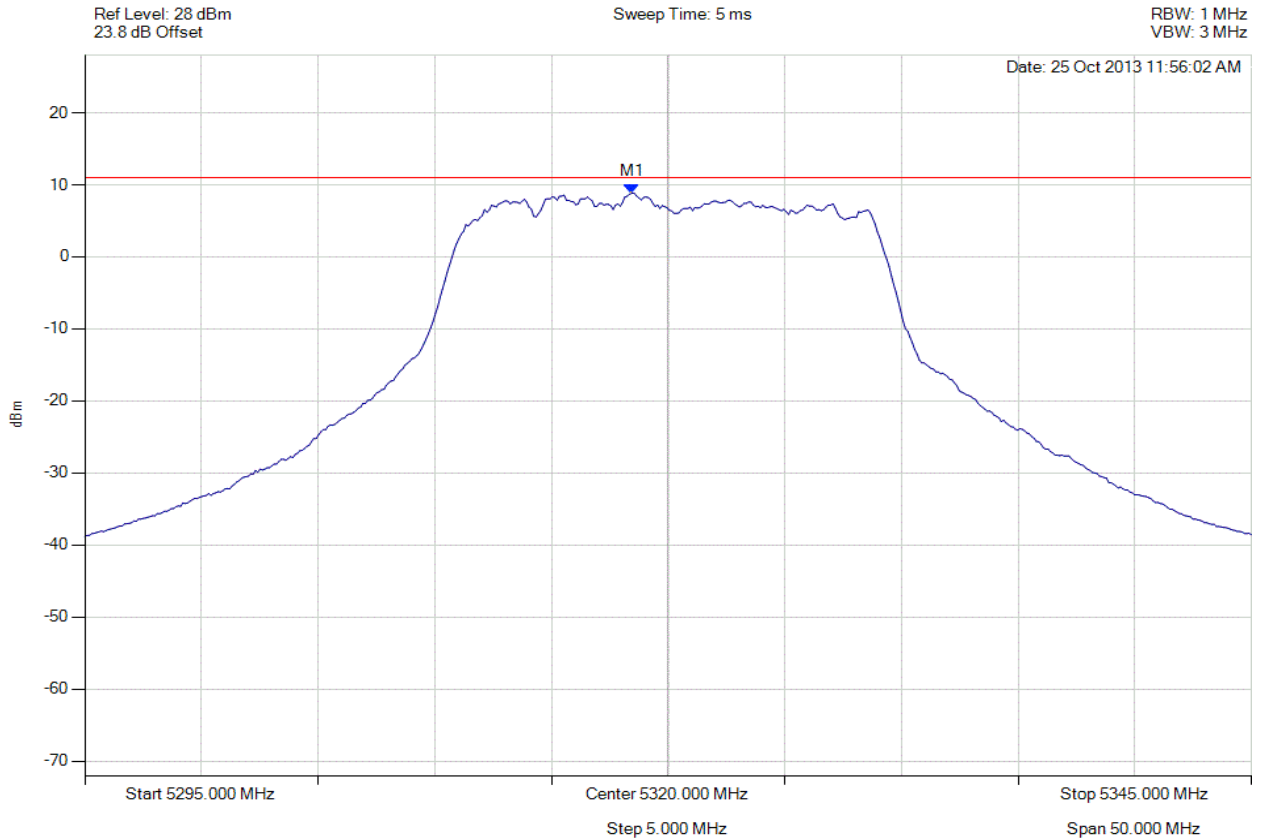


Title: Xirrus Inc. XI-AC1300, XI-AC867 (DFS Bands)
To: FCC 47 CFR Part 15.407 & IC RSS-210
Serial #: XIRR04-U8 Rev A
Issue Date: 22nd September 2014
Page: 362 of 492



PEAK POWER SPECTRAL DENSITY

Variant: 802.11n HT-20, Channel: 5320.00 MHz, SUM, Temp: Ambient, Voltage: 56 Vdc



Analyser Setup	Marker : Frequency : Amplitude	Test Results
Detector = RMS Sweep Count = 100 RF Atten (dB) = 20 Trace Mode = VIEW	M1 : 5318.447 MHz : 8.833 dBm	Limit: ≤ 11.0 dBm Margin: -2.2 dB

[Back to the Matrix](#)

This test report may be reproduced in full only. The document may only be updated by MiCOM Labs personnel. Any changes will be noted in the Document History section of the report.

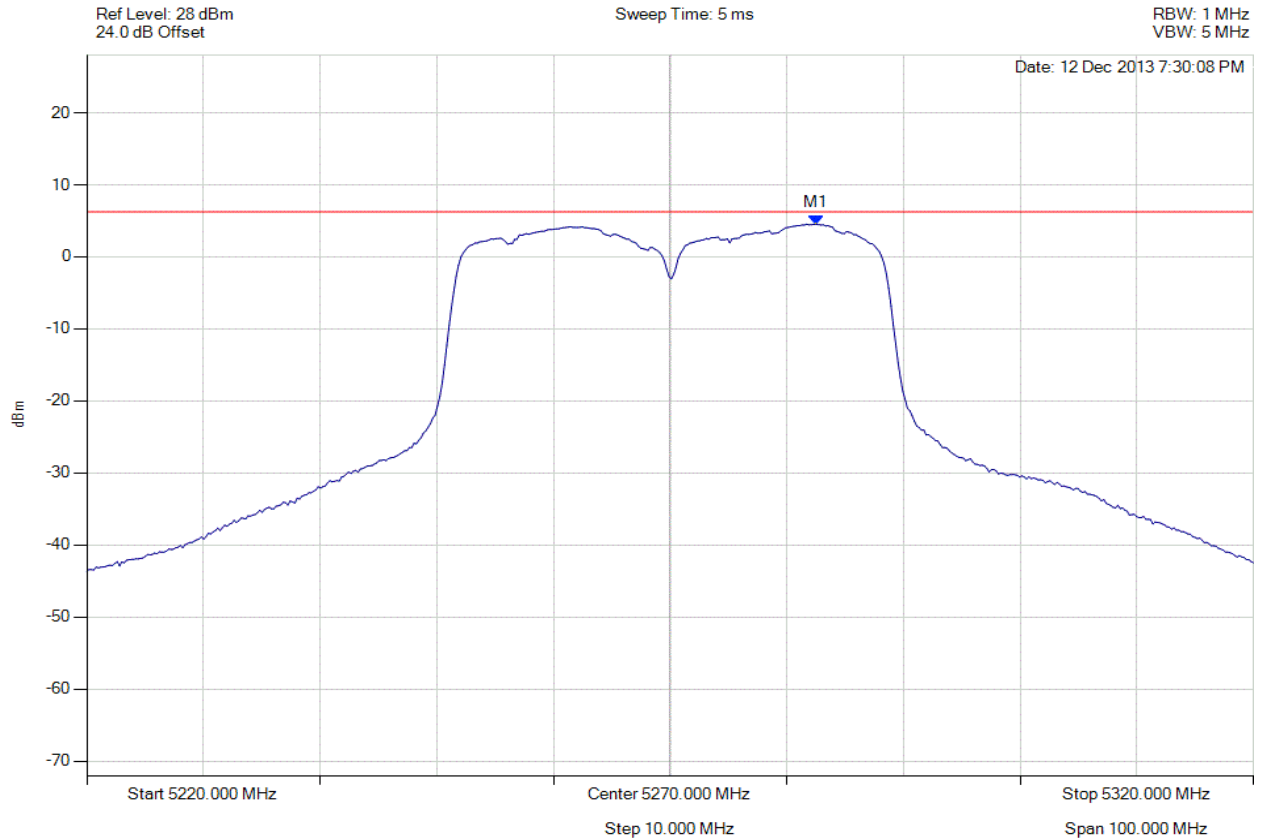


Title: Xirrus Inc. XI-AC1300, XI-AC867 (DFS Bands)
To: FCC 47 CFR Part 15.407 & IC RSS-210
Serial #: XIRR04-U8 Rev A
Issue Date: 22nd September 2014
Page: 363 of 492



PEAK POWER SPECTRAL DENSITY

Variant: 802.11n HT-40, Channel: 5270.00 MHz, Chain a, Temp: Ambient, Voltage: 56 Vdc



Analyser Setup	Marker : Frequency : Amplitude	Test Results
Detector = RMS Sweep Count = 100 RF Atten (dB) = 20 Trace Mode = VIEW	M1 : 5282.525 MHz : 4.537 dBm	Limit: ≤ 6.229 dBm Margin: -1.69 dB

[Back to the Matrix](#)

This test report may be reproduced in full only. The document may only be updated by MiCOM Labs personnel. Any changes will be noted in the Document History section of the report.

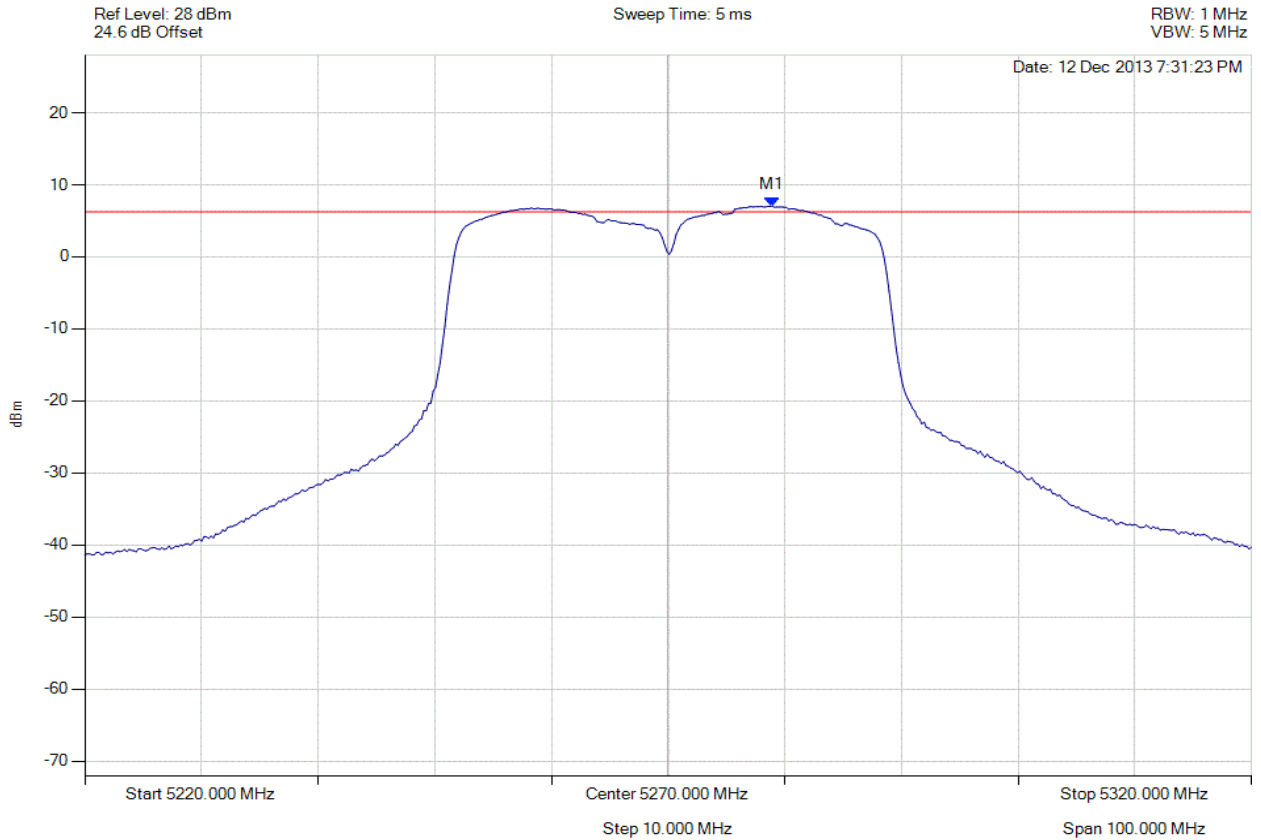


Title: Xirrus Inc. XI-AC1300, XI-AC867 (DFS Bands)
To: FCC 47 CFR Part 15.407 & IC RSS-210
Serial #: XIRR04-U8 Rev A
Issue Date: 22nd September 2014
Page: 364 of 492



PEAK POWER SPECTRAL DENSITY

Variant: 802.11n HT-40, Channel: 5270.00 MHz, Chain b, Temp: Ambient, Voltage: 56 Vdc



Analyser Setup	Marker : Frequency : Amplitude	Test Results
Detector = RMS Sweep Count = 100 RF Atten (dB) = 20 Trace Mode = VIEW	M1 : 5278.918 MHz : 7.034 dBm	Limit: ≤ 6.229 dBm Margin: 0.80 dB

[Back to the Matrix](#)

This test report may be reproduced in full only. The document may only be updated by MiCOM Labs personnel. Any changes will be noted in the Document History section of the report.

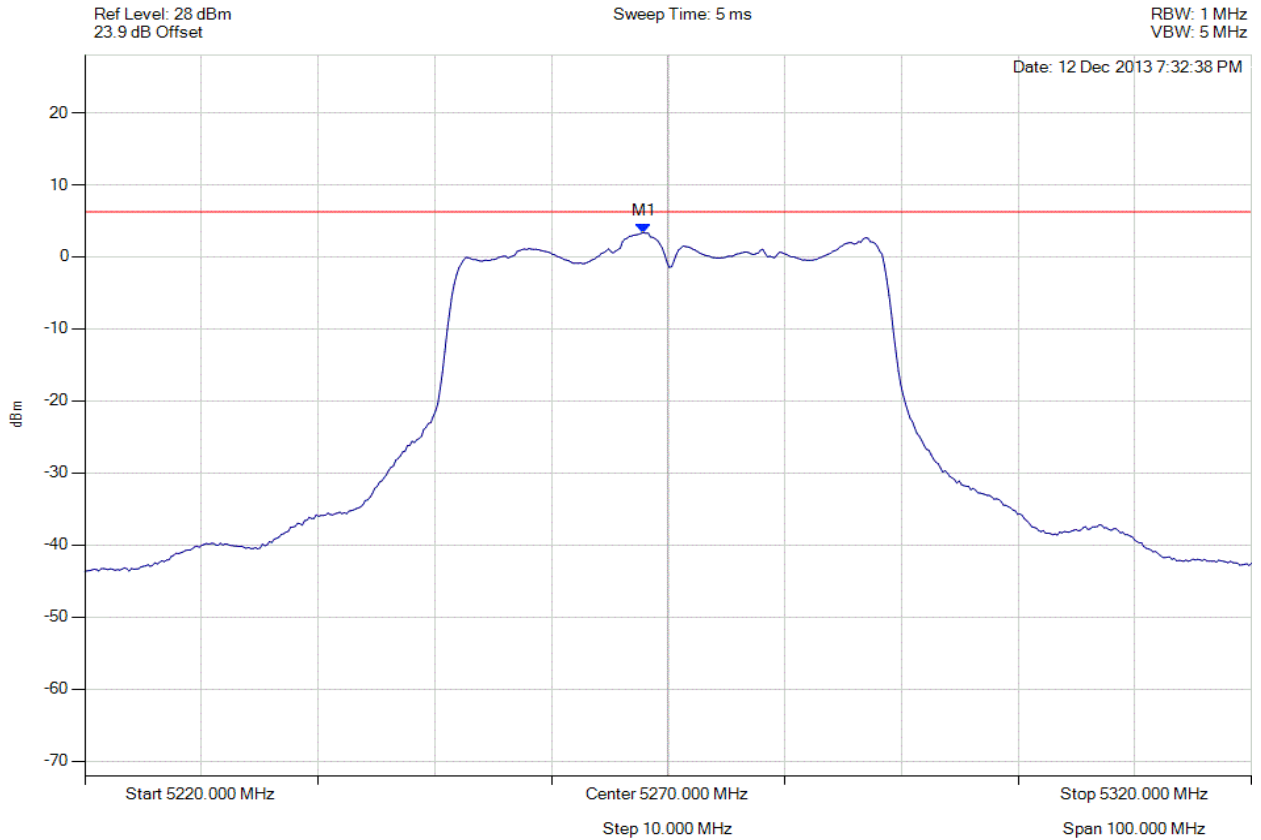


Title: Xirrus Inc. XI-AC1300, XI-AC867 (DFS Bands)
To: FCC 47 CFR Part 15.407 & IC RSS-210
Serial #: XIRR04-U8 Rev A
Issue Date: 22nd September 2014
Page: 365 of 492



PEAK POWER SPECTRAL DENSITY

Variant: 802.11n HT-40, Channel: 5270.00 MHz, Chain c, Temp: Ambient, Voltage: 56 Vdc



Analyser Setup	Marker : Frequency : Amplitude	Test Results
Detector = RMS Sweep Count = 100 RF Atten (dB) = 20 Trace Mode = VIEW	M1 : 5267.896 MHz : 3.342 dBm	Limit: ≤ 6.229 dBm Margin: -2.89 dB

[Back to the Matrix](#)

This test report may be reproduced in full only. The document may only be updated by MiCOM Labs personnel. Any changes will be noted in the Document History section of the report.

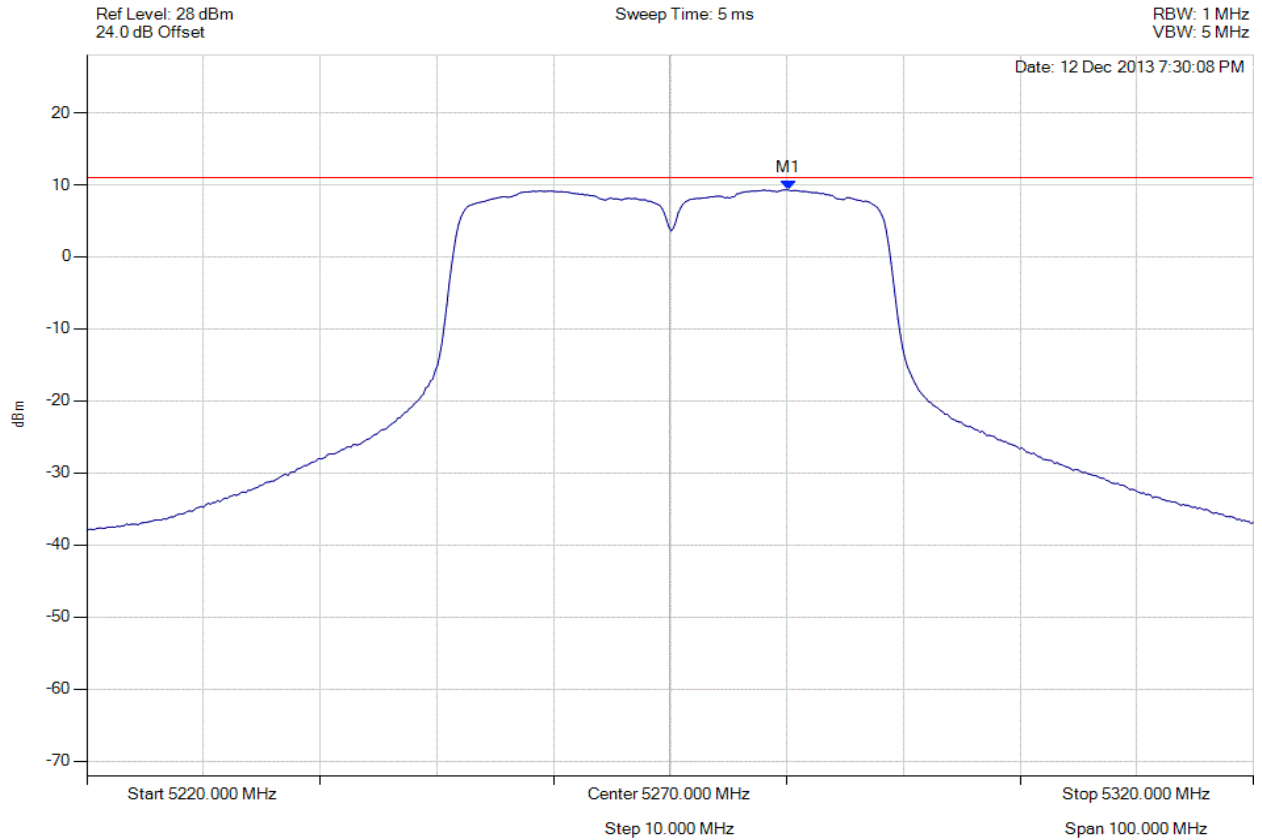


Title: Xirrus Inc. XI-AC1300, XI-AC867 (DFS Bands)
To: FCC 47 CFR Part 15.407 & IC RSS-210
Serial #: XIRR04-U8 Rev A
Issue Date: 22nd September 2014
Page: 366 of 492



PEAK POWER SPECTRAL DENSITY

Variant: 802.11n HT-40, Channel: 5270.00 MHz, SUM, Temp: Ambient, Voltage: 56 Vdc



Analyser Setup	Marker : Frequency : Amplitude	Test Results
Detector = RMS Sweep Count = 100 RF Atten (dB) = 20 Trace Mode = VIEW	M1 : 5280.120 MHz : 9.311 dBm	Limit: ≤ 11.0 dBm Margin: -1.7 dB

[Back to the Matrix](#)

This test report may be reproduced in full only. The document may only be updated by MiCOM Labs personnel. Any changes will be noted in the Document History section of the report.