

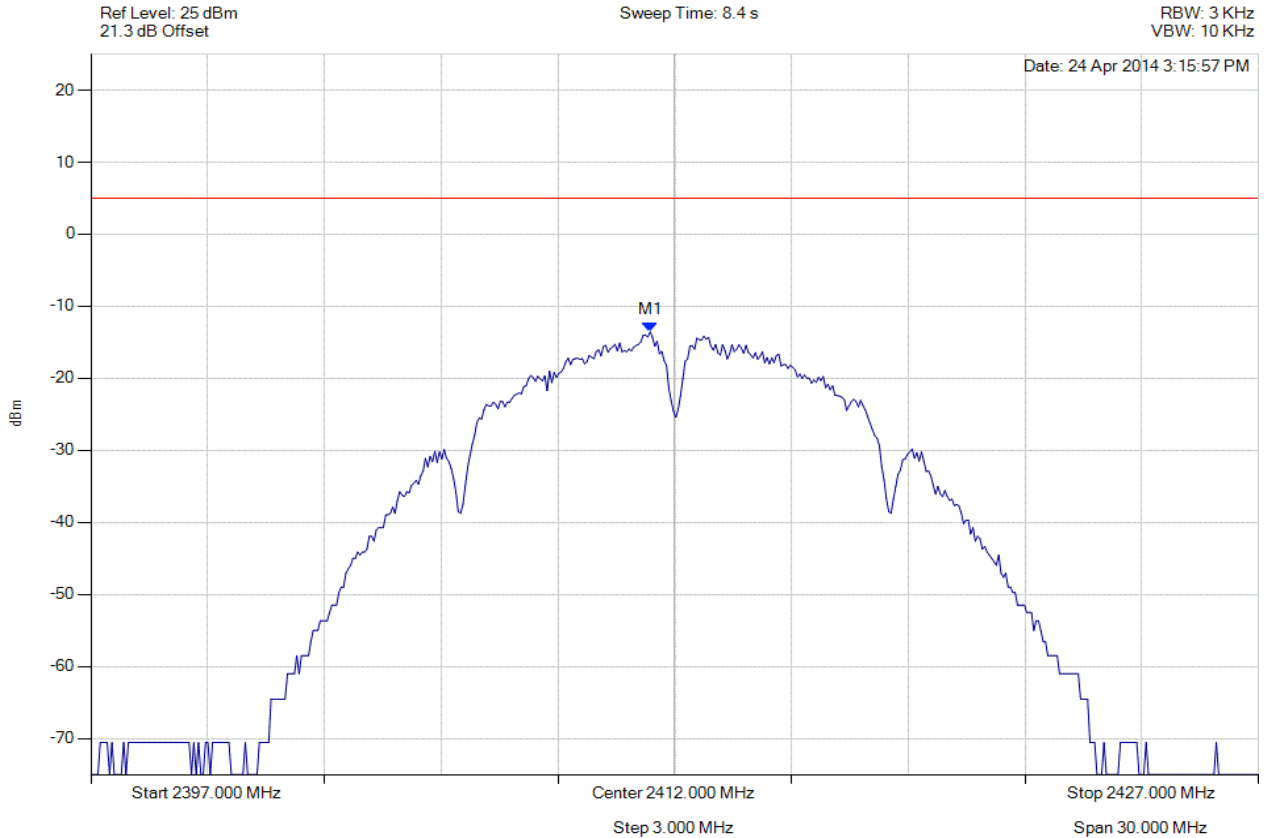


Title: Xirrus Inc. XI-AC1300, XI-AC867
To: FCC 47 CFR Part 15.247 & IC RSS-210
Serial #: XIRR04-U3 Rev A
Issue Date: 29th April 2014
Page: 441 of 572



POWER SPECTRAL DENSITY - AVERAGE

Variant: 802.11b, Channel: 2412.00 MHz, Chain b, Temp: Ambient, Voltage: 55 Vdc



Analyser Setup	Marker : Frequency : Amplitude	Test Results
Detector = AVERAGE Sweep Count = 0 RF Atten (dB) = 20 Trace Mode = VIEW	M1 : 2411.369 MHz : -13.565 dBm	Limit: ≤ 4.990 dBm

[Back to the Matrix](#)

This test report may be reproduced in full only. The document may only be updated by MiCOM Labs personnel. Any changes will be noted in the Document History section of the report.

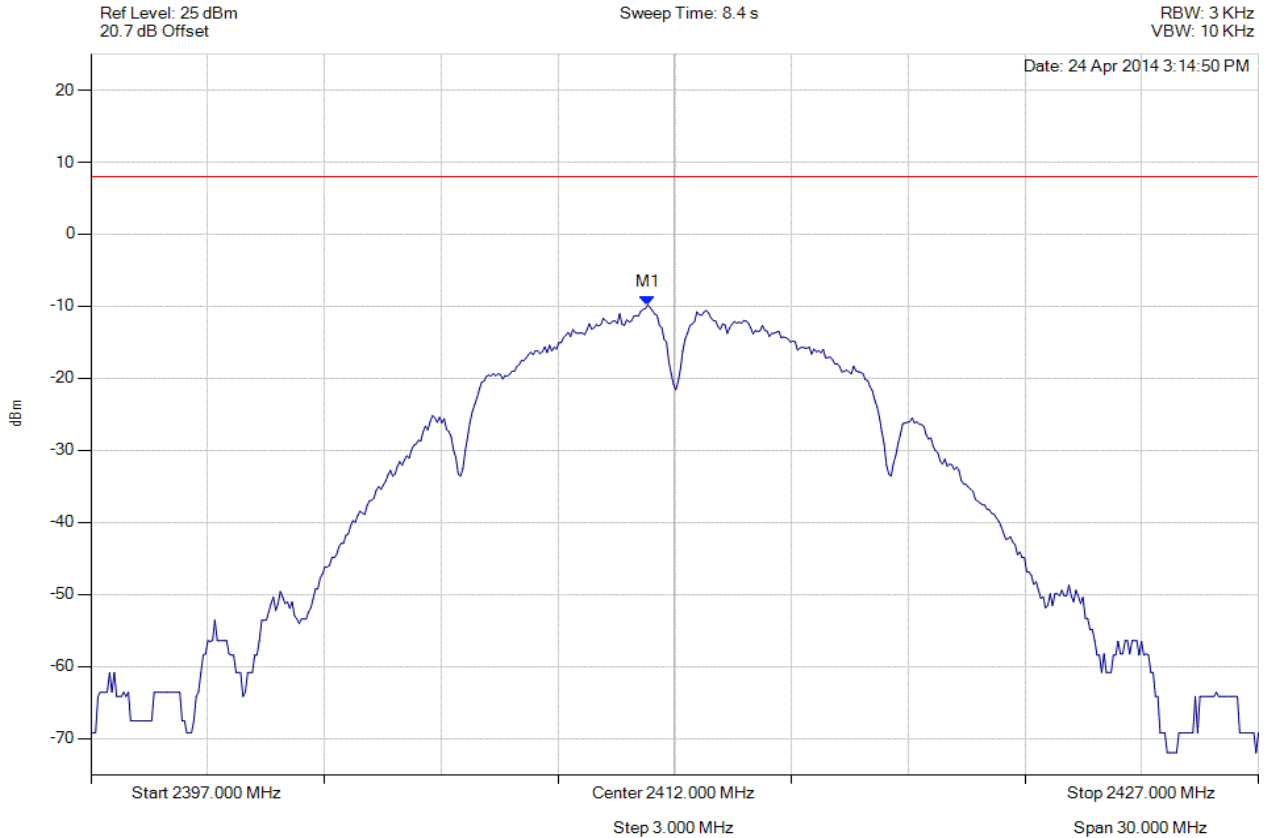


Title: Xirrus Inc. XI-AC1300, XI-AC867
To: FCC 47 CFR Part 15.247 & IC RSS-210
Serial #: XIRR04-U3 Rev A
Issue Date: 29th April 2014
Page: 442 of 572



POWER SPECTRAL DENSITY - AVERAGE

Variant: 802.11b, Channel: 2412.00 MHz, SUM, Temp: Ambient, Voltage: 55 Vdc



Analyser Setup	Marker : Frequency : Amplitude	Test Results
Detector = AVERAGE Sweep Count = 0 RF Atten (dB) = 20 Trace Mode = VIEW	M1 : 2411.300 MHz : -9.790 dBm M1 + DCCF : 2411.300 MHz : -9.746 dBm Duty Cycle Correction Factor : +0.04 dB	Limit: ≤ 8.0 dBm Margin: -17.8 dB

[Back to the Matrix](#)

This test report may be reproduced in full only. The document may only be updated by MiCOM Labs personnel. Any changes will be noted in the Document History section of the report.

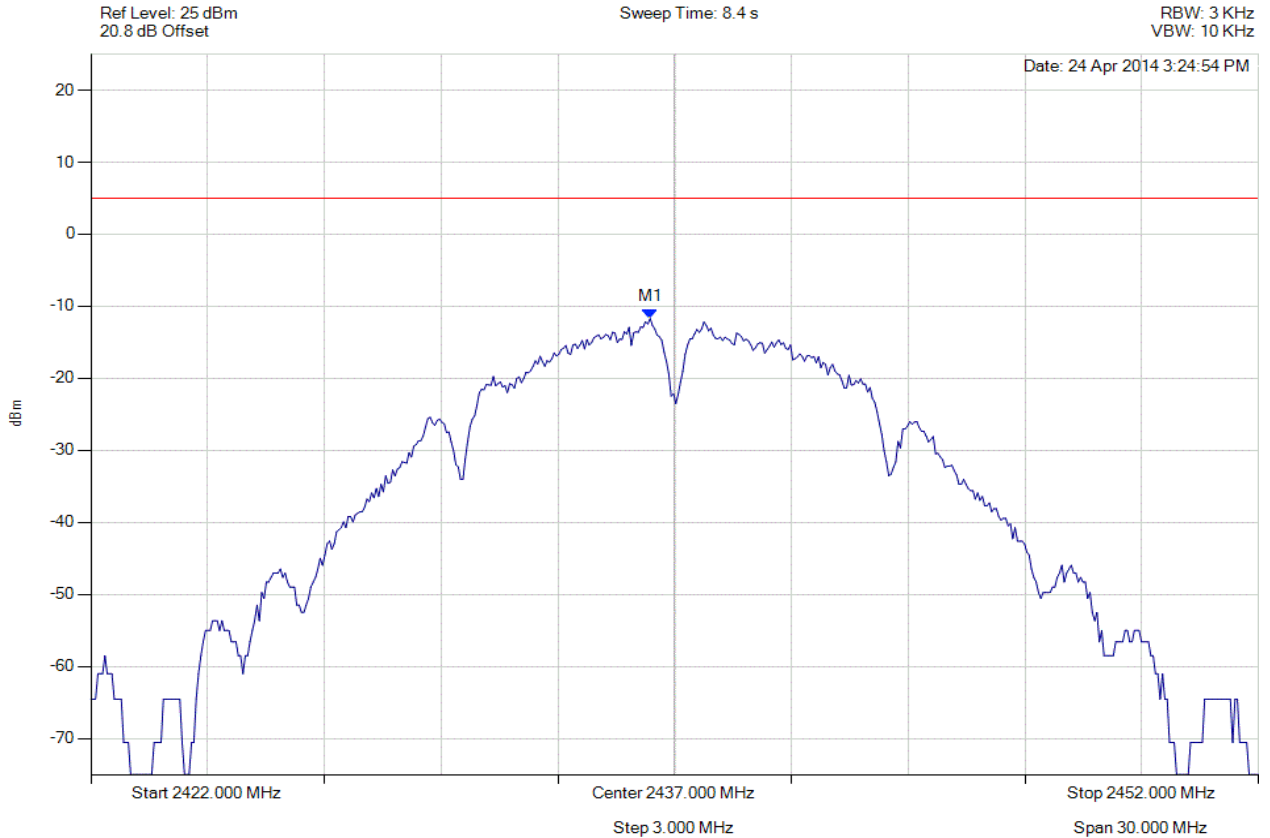


Title: Xirrus Inc. XI-AC1300, XI-AC867
To: FCC 47 CFR Part 15.247 & IC RSS-210
Serial #: XIRR04-U3 Rev A
Issue Date: 29th April 2014
Page: 443 of 572



POWER SPECTRAL DENSITY - AVERAGE

Variant: 802.11b, Channel: 2437.00 MHz, Chain a, Temp: Ambient, Voltage: 55 Vdc



Analyser Setup	Marker : Frequency : Amplitude	Test Results
Detector = AVERAGE Sweep Count = 0 RF Atten (dB) = 20 Trace Mode = VIEW	M1 : 2436.369 MHz : -11.705 dBm	Limit: ≤ 4.990 dBm

[Back to the Matrix](#)

This test report may be reproduced in full only. The document may only be updated by MiCOM Labs personnel. Any changes will be noted in the Document History section of the report.

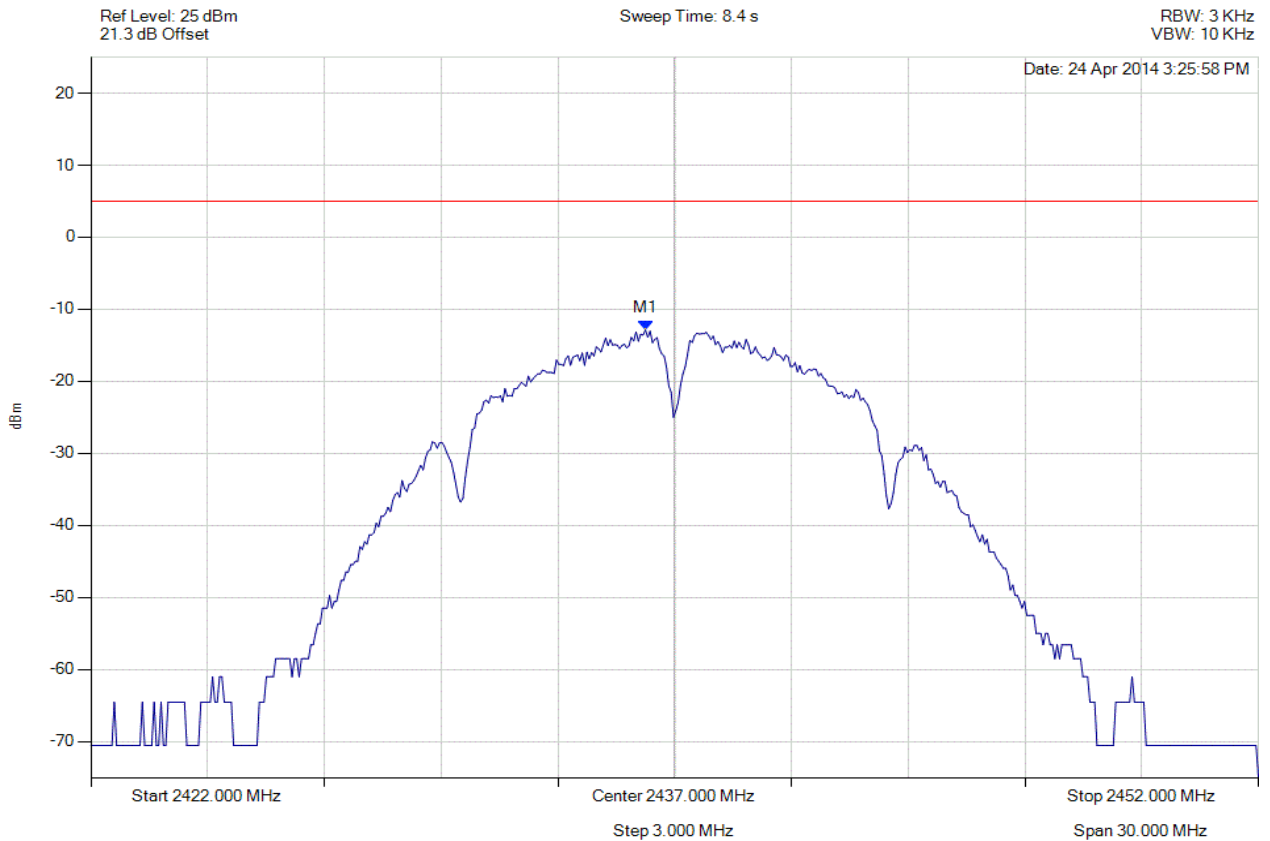


Title: Xirrus Inc. XI-AC1300, XI-AC867
To: FCC 47 CFR Part 15.247 & IC RSS-210
Serial #: XIRR04-U3 Rev A
Issue Date: 29th April 2014
Page: 444 of 572



POWER SPECTRAL DENSITY - AVERAGE

Variant: 802.11b, Channel: 2437.00 MHz, Chain b, Temp: Ambient, Voltage: 55 Vdc



Analyser Setup	Marker : Frequency : Amplitude	Test Results
Detector = AVERAGE Sweep Count = 0 RF Atten (dB) = 20 Trace Mode = VIEW	M1 : 2436.248 MHz : -12.869 dBm	Limit: ≤ 4.990 dBm

[Back to the Matrix](#)

This test report may be reproduced in full only. The document may only be updated by MiCOM Labs personnel. Any changes will be noted in the Document History section of the report.

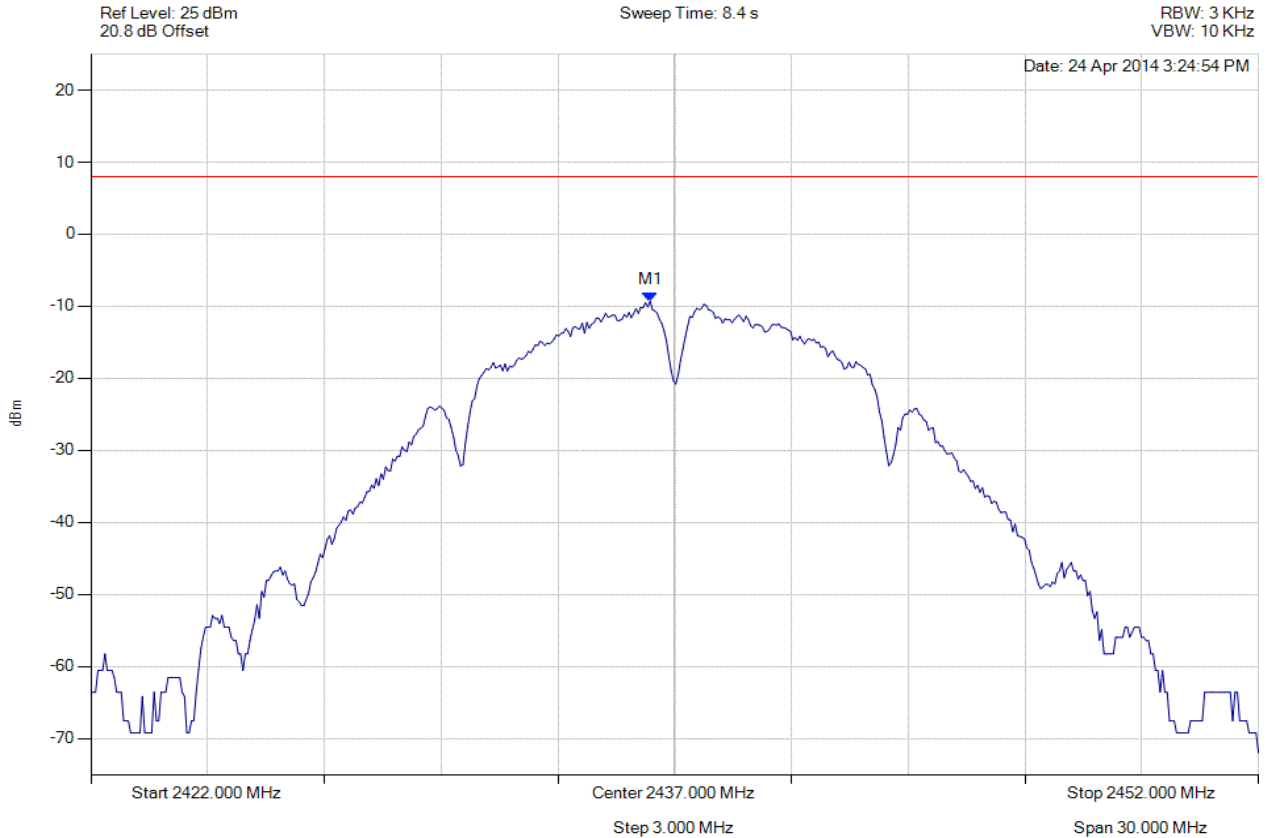


Title: Xirrus Inc. XI-AC1300, XI-AC867
To: FCC 47 CFR Part 15.247 & IC RSS-210
Serial #: XIRR04-U3 Rev A
Issue Date: 29th April 2014
Page: 445 of 572



POWER SPECTRAL DENSITY - AVERAGE

Variant: 802.11b, Channel: 2437.00 MHz, SUM, Temp: Ambient, Voltage: 55 Vdc



Analyser Setup	Marker : Frequency : Amplitude	Test Results
Detector = AVERAGE Sweep Count = 0 RF Atten (dB) = 20 Trace Mode = VIEW	M1 : 2436.400 MHz : -9.317 dBm M1 + DCCF : 2436.400 MHz : -9.273 dBm Duty Cycle Correction Factor : +0.04 dB	Limit: ≤ 8.0 dBm Margin: -17.3 dB

[Back to the Matrix](#)

This test report may be reproduced in full only. The document may only be updated by MiCOM Labs personnel. Any changes will be noted in the Document History section of the report.

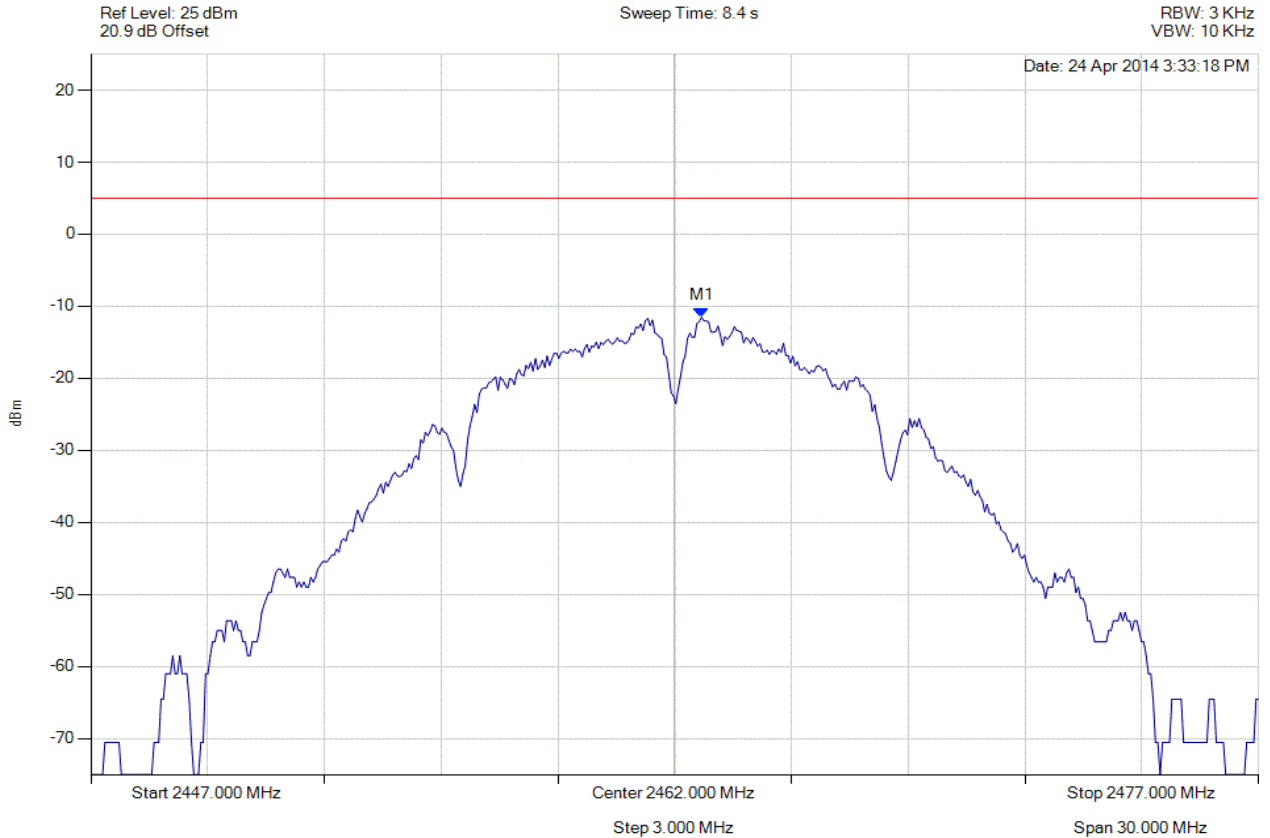


Title: Xirrus Inc. XI-AC1300, XI-AC867
To: FCC 47 CFR Part 15.247 & IC RSS-210
Serial #: XIRR04-U3 Rev A
Issue Date: 29th April 2014
Page: 446 of 572



POWER SPECTRAL DENSITY - AVERAGE

Variant: 802.11b, Channel: 2462.00 MHz, Chain a, Temp: Ambient, Voltage: 55 Vdc



Analyser Setup	Marker : Frequency : Amplitude	Test Results
Detector = AVERAGE Sweep Count = 0 RF Atten (dB) = 20 Trace Mode = VIEW	M1 : 2462.691 MHz : -11.519 dBm	Limit: ≤ 4.990 dBm

[Back to the Matrix](#)

This test report may be reproduced in full only. The document may only be updated by MiCOM Labs personnel. Any changes will be noted in the Document History section of the report.

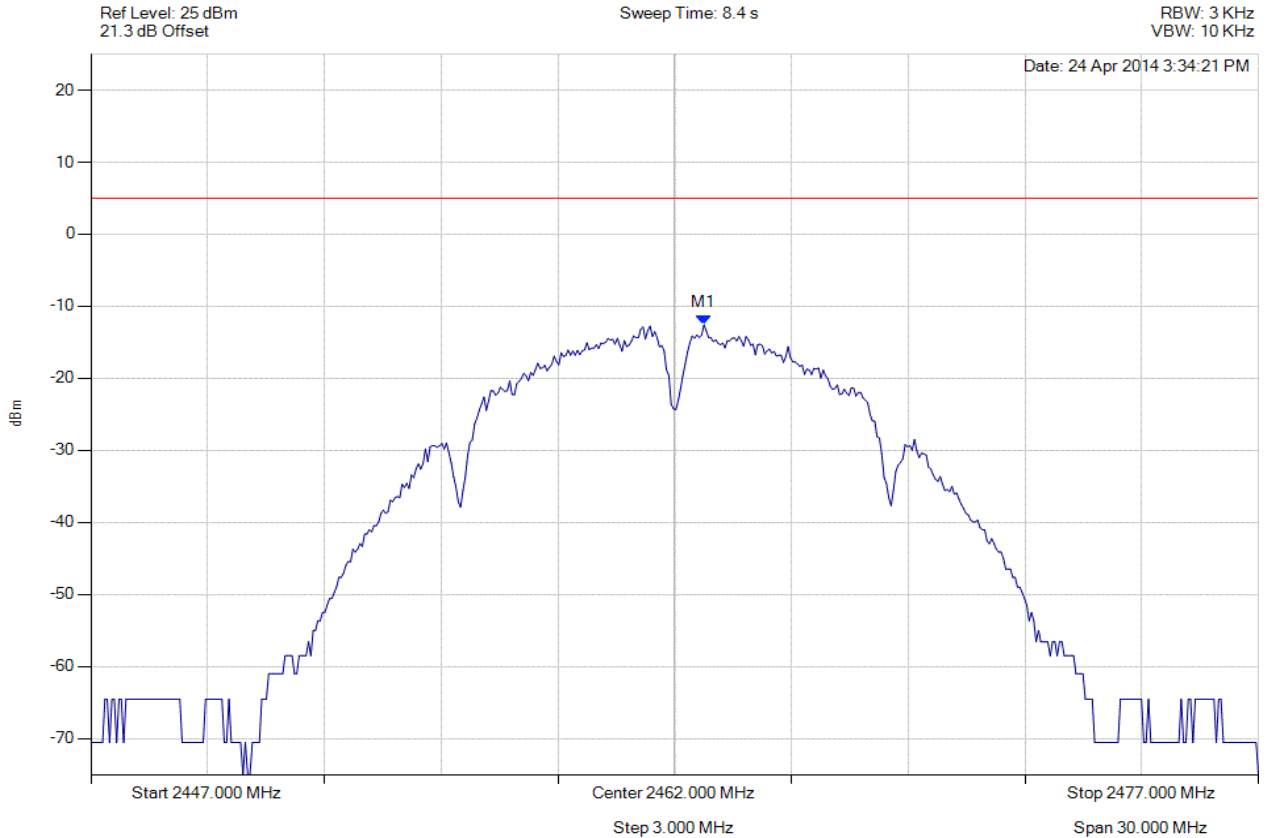


Title: Xirrus Inc. XI-AC1300, XI-AC867
To: FCC 47 CFR Part 15.247 & IC RSS-210
Serial #: XIRR04-U3 Rev A
Issue Date: 29th April 2014
Page: 447 of 572



POWER SPECTRAL DENSITY - AVERAGE

Variant: 802.11b, Channel: 2462.00 MHz, Chain b, Temp: Ambient, Voltage: 55 Vdc



Analyser Setup	Marker : Frequency : Amplitude	Test Results
Detector = AVERAGE Sweep Count = 0 RF Atten (dB) = 20 Trace Mode = VIEW	M1 : 2462.752 MHz : -12.591 dBm	Limit: ≤ 4.990 dBm

[Back to the Matrix](#)

This test report may be reproduced in full only. The document may only be updated by MiCOM Labs personnel. Any changes will be noted in the Document History section of the report.

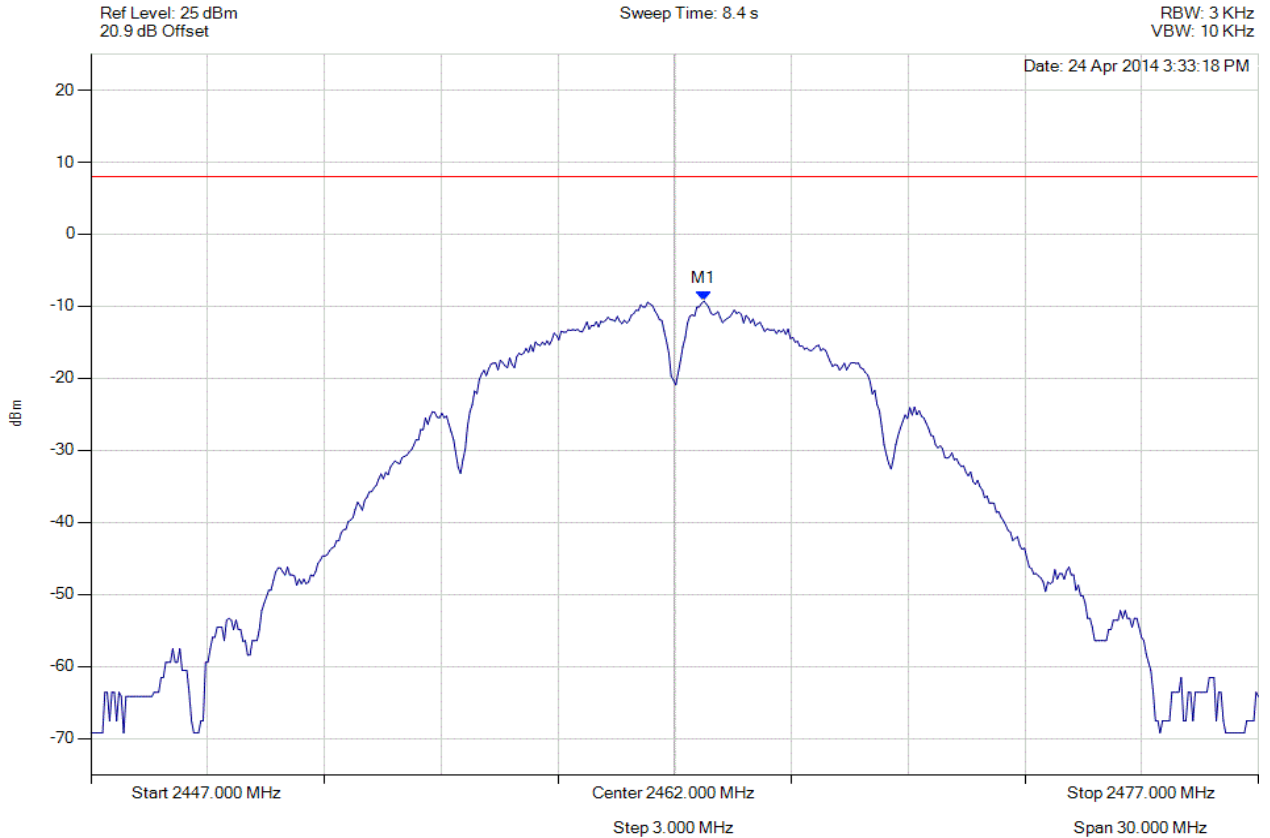


Title: Xirrus Inc. XI-AC1300, XI-AC867
To: FCC 47 CFR Part 15.247 & IC RSS-210
Serial #: XIRR04-U3 Rev A
Issue Date: 29th April 2014
Page: 448 of 572



POWER SPECTRAL DENSITY - AVERAGE

Variant: 802.11b, Channel: 2462.00 MHz, SUM, Temp: Ambient, Voltage: 55 Vdc



Analyser Setup	Marker : Frequency : Amplitude	Test Results
Detector = AVERAGE Sweep Count = 0 RF Atten (dB) = 20 Trace Mode = VIEW	M1 : 2462.800 MHz : -9.274 dBm M1 + DCCF : 2462.800 MHz : -9.230 dBm Duty Cycle Correction Factor : +0.04 dB	Limit: ≤ 8.0 dBm Margin: -17.2 dB

[Back to the Matrix](#)

This test report may be reproduced in full only. The document may only be updated by MiCOM Labs personnel. Any changes will be noted in the Document History section of the report.

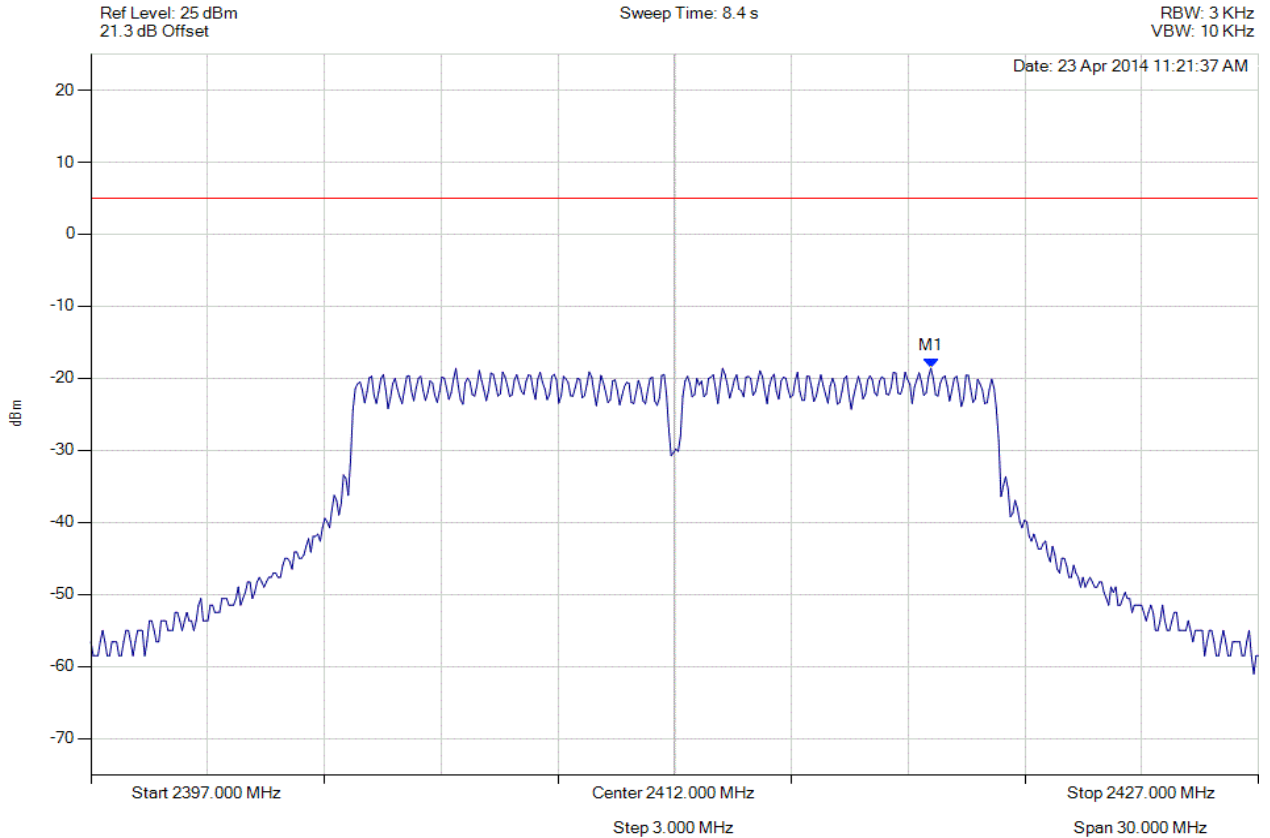


Title: Xirrus Inc. XI-AC1300, XI-AC867
To: FCC 47 CFR Part 15.247 & IC RSS-210
Serial #: XIRR04-U3 Rev A
Issue Date: 29th April 2014
Page: 449 of 572



POWER SPECTRAL DENSITY - AVERAGE

Variant: 802.11g, Channel: 2412.00 MHz, Chain b, Temp: Ambient, Voltage: 55 Vdc



Analyser Setup	Marker : Frequency : Amplitude	Test Results
Detector = AVERAGE Sweep Count = 0 RF Atten (dB) = 20 Trace Mode = VIEW	M1 : 2418.583 MHz : -18.611 dBm	Limit: ≤ 4.990 dBm

[Back to the Matrix](#)

This test report may be reproduced in full only. The document may only be updated by MiCOM Labs personnel. Any changes will be noted in the Document History section of the report.

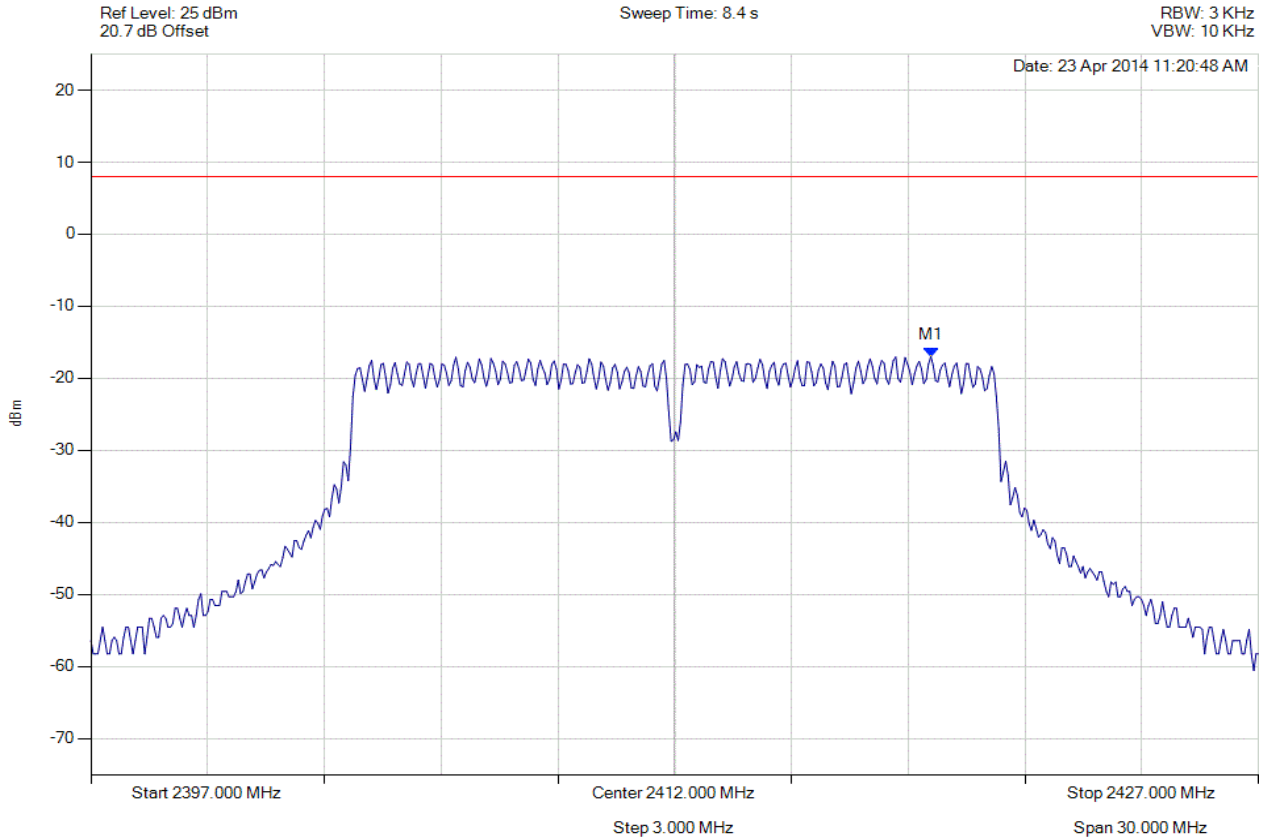


Title: Xirrus Inc. XI-AC1300, XI-AC867
To: FCC 47 CFR Part 15.247 & IC RSS-210
Serial #: XIRR04-U3 Rev A
Issue Date: 29th April 2014
Page: 450 of 572



POWER SPECTRAL DENSITY - AVERAGE

Variant: 802.11g, Channel: 2412.00 MHz, SUM, Temp: Ambient, Voltage: 55 Vdc



Analyser Setup	Marker : Frequency : Amplitude	Test Results
Detector = AVERAGE Sweep Count = 0 RF Atten (dB) = 20 Trace Mode = VIEW	M1 : 2418.600 MHz : -16.984 dBm M1 + DCCF : 2418.600 MHz : -16.940 dBm Duty Cycle Correction Factor : +0.04 dB	Limit: ≤ 8.0 dBm Margin: -25.0 dB

[Back to the Matrix](#)

This test report may be reproduced in full only. The document may only be updated by MiCOM Labs personnel. Any changes will be noted in the Document History section of the report.

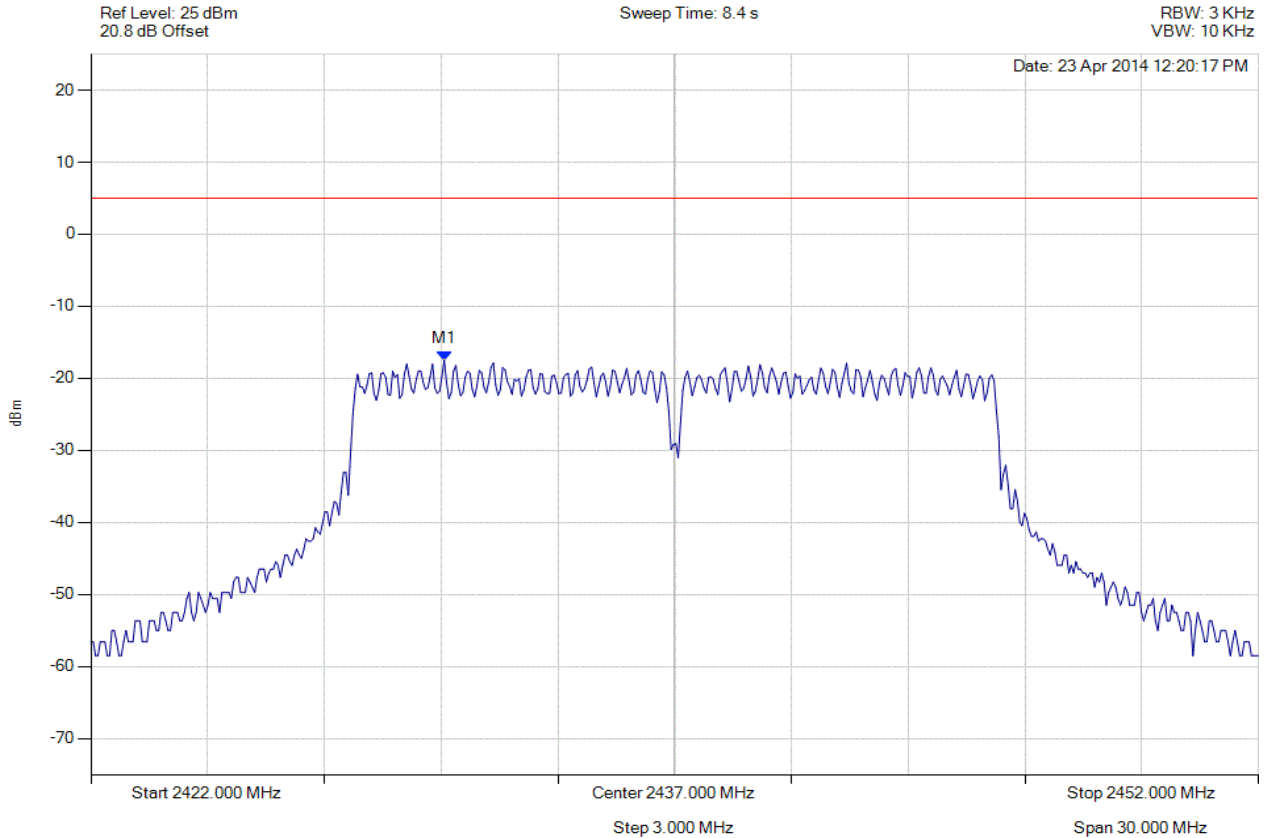


Title: Xirrus Inc. XI-AC1300, XI-AC867
To: FCC 47 CFR Part 15.247 & IC RSS-210
Serial #: XIRR04-U3 Rev A
Issue Date: 29th April 2014
Page: 451 of 572



POWER SPECTRAL DENSITY - AVERAGE

Variant: 802.11g, Channel: 2437.00 MHz, Chain a, Temp: Ambient, Voltage: 55 Vdc



Analyser Setup	Marker : Frequency : Amplitude	Test Results
Detector = AVERAGE Sweep Count = 0 RF Atten (dB) = 20 Trace Mode = VIEW	M1 : 2431.078 MHz : -17.482 dBm	Limit: ≤ 4.990 dBm

[Back to the Matrix](#)

This test report may be reproduced in full only. The document may only be updated by MiCOM Labs personnel. Any changes will be noted in the Document History section of the report.

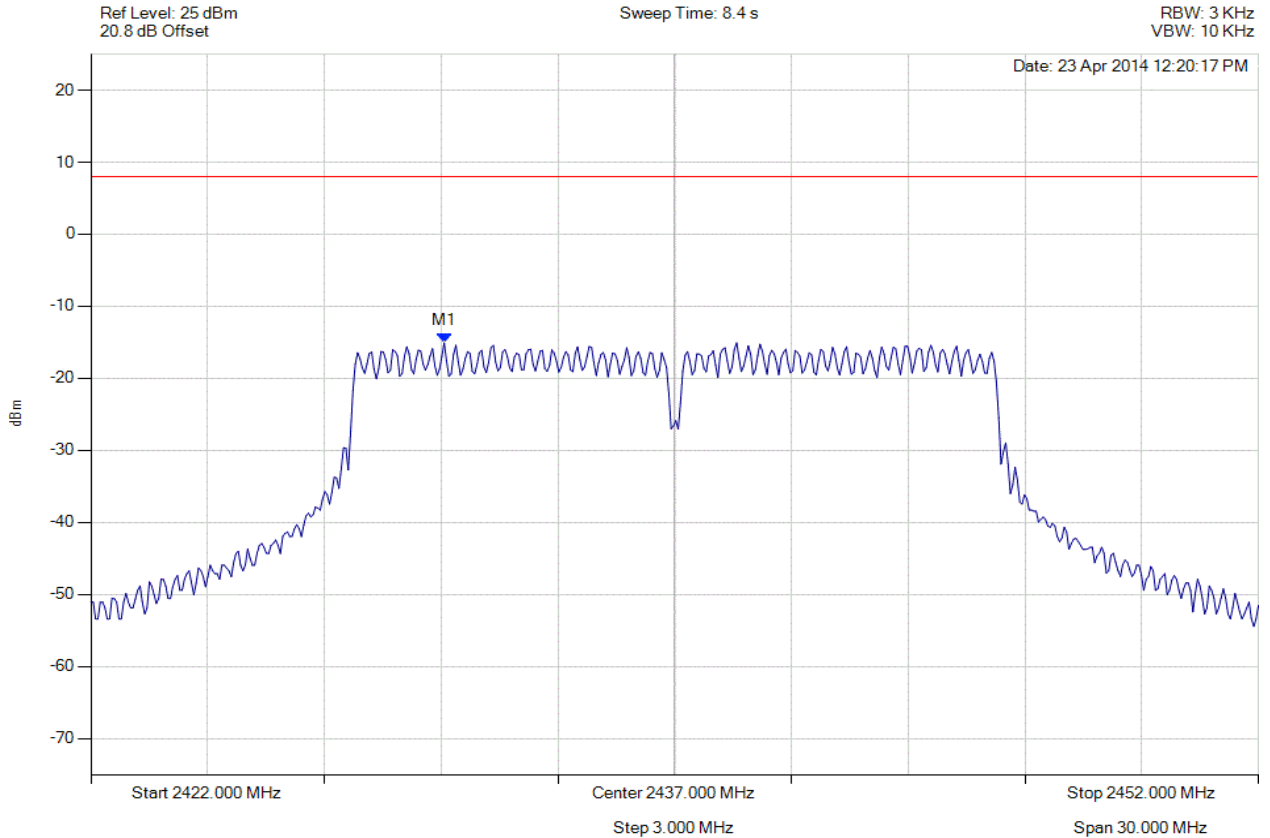


Title: Xirrus Inc. XI-AC1300, XI-AC867
To: FCC 47 CFR Part 15.247 & IC RSS-210
Serial #: XIRR04-U3 Rev A
Issue Date: 29th April 2014
Page: 452 of 572



POWER SPECTRAL DENSITY - AVERAGE

Variant: 802.11g, Channel: 2437.00 MHz, SUM, Temp: Ambient, Voltage: 55 Vdc



Analyser Setup	Marker : Frequency : Amplitude	Test Results
Detector = AVERAGE Sweep Count = 0 RF Atten (dB) = 20 Trace Mode = VIEW	M1 : 2431.100 MHz : -15.086 dBm M1 + DCCF : 2431.100 MHz : -15.042 dBm Duty Cycle Correction Factor : +0.04 dB	Limit: ≤ 8.0 dBm Margin: -23.1 dB

[Back to the Matrix](#)

This test report may be reproduced in full only. The document may only be updated by MiCOM Labs personnel. Any changes will be noted in the Document History section of the report.

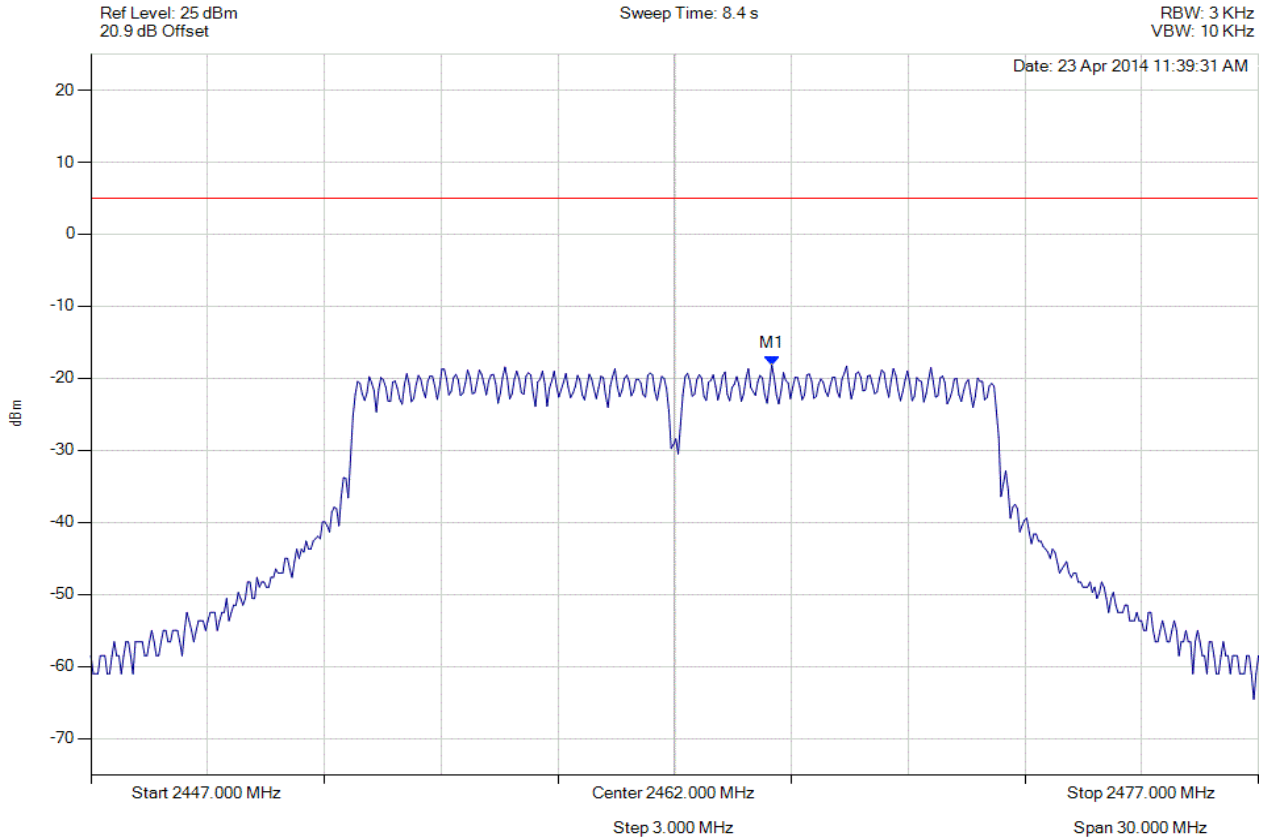


Title: Xirrus Inc. XI-AC1300, XI-AC867
To: FCC 47 CFR Part 15.247 & IC RSS-210
Serial #: XIRR04-U3 Rev A
Issue Date: 29th April 2014
Page: 453 of 572



POWER SPECTRAL DENSITY - AVERAGE

Variant: 802.11g, Channel: 2462.00 MHz, Chain a, Temp: Ambient, Voltage: 55 Vdc



Analyser Setup	Marker : Frequency : Amplitude	Test Results
Detector = AVERAGE Sweep Count = 0 RF Atten (dB) = 20 Trace Mode = VIEW	M1 : 2464.495 MHz : -18.142 dBm	Limit: ≤ 4.990 dBm

[Back to the Matrix](#)

This test report may be reproduced in full only. The document may only be updated by MiCOM Labs personnel. Any changes will be noted in the Document History section of the report.

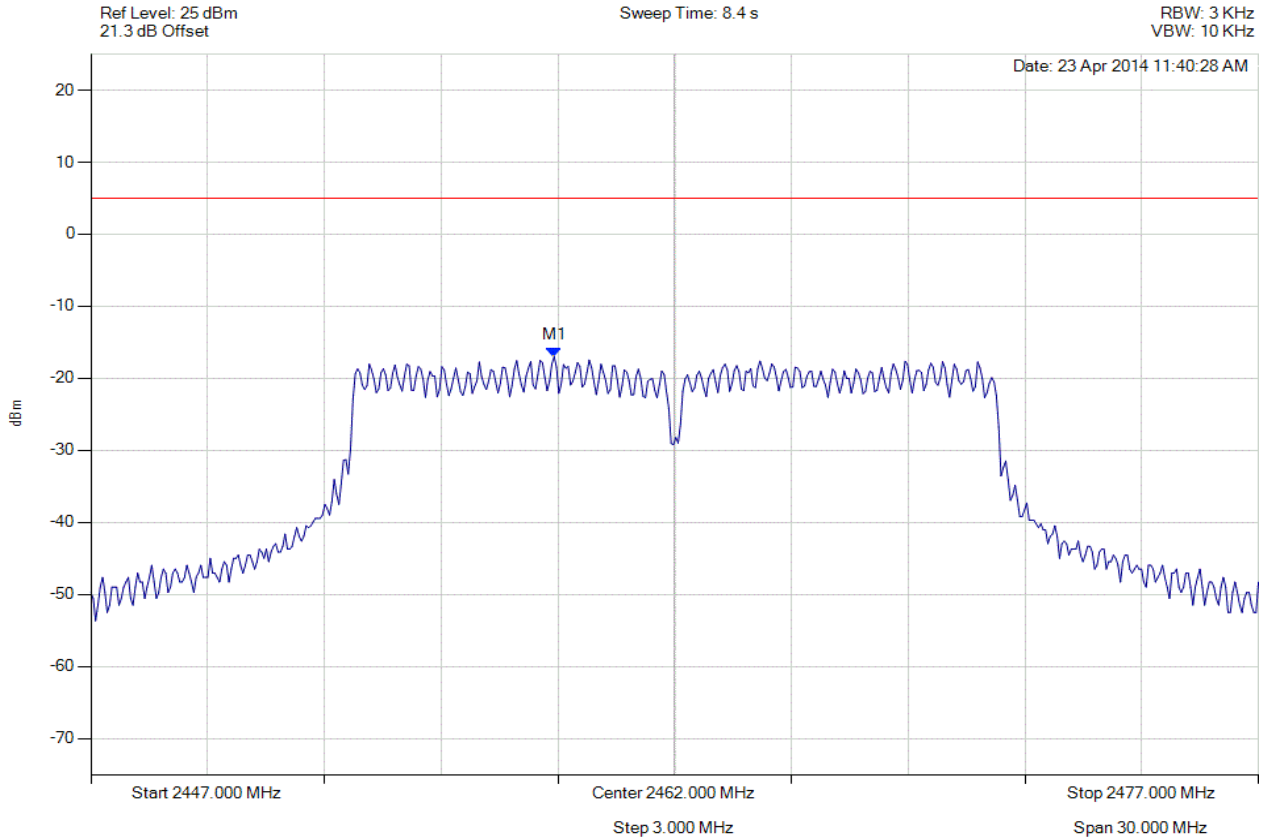


Title: Xirrus Inc. XI-AC1300, XI-AC867
To: FCC 47 CFR Part 15.247 & IC RSS-210
Serial #: XIRR04-U3 Rev A
Issue Date: 29th April 2014
Page: 454 of 572



POWER SPECTRAL DENSITY - AVERAGE

Variant: 802.11g, Channel: 2462.00 MHz, Chain b, Temp: Ambient, Voltage: 55 Vdc



Analyser Setup	Marker : Frequency : Amplitude	Test Results
Detector = AVERAGE Sweep Count = 0 RF Atten (dB) = 20 Trace Mode = VIEW	M1 : 2458.904 MHz : -17.013 dBm	Limit: ≤ 4.990 dBm

[Back to the Matrix](#)

This test report may be reproduced in full only. The document may only be updated by MiCOM Labs personnel. Any changes will be noted in the Document History section of the report.

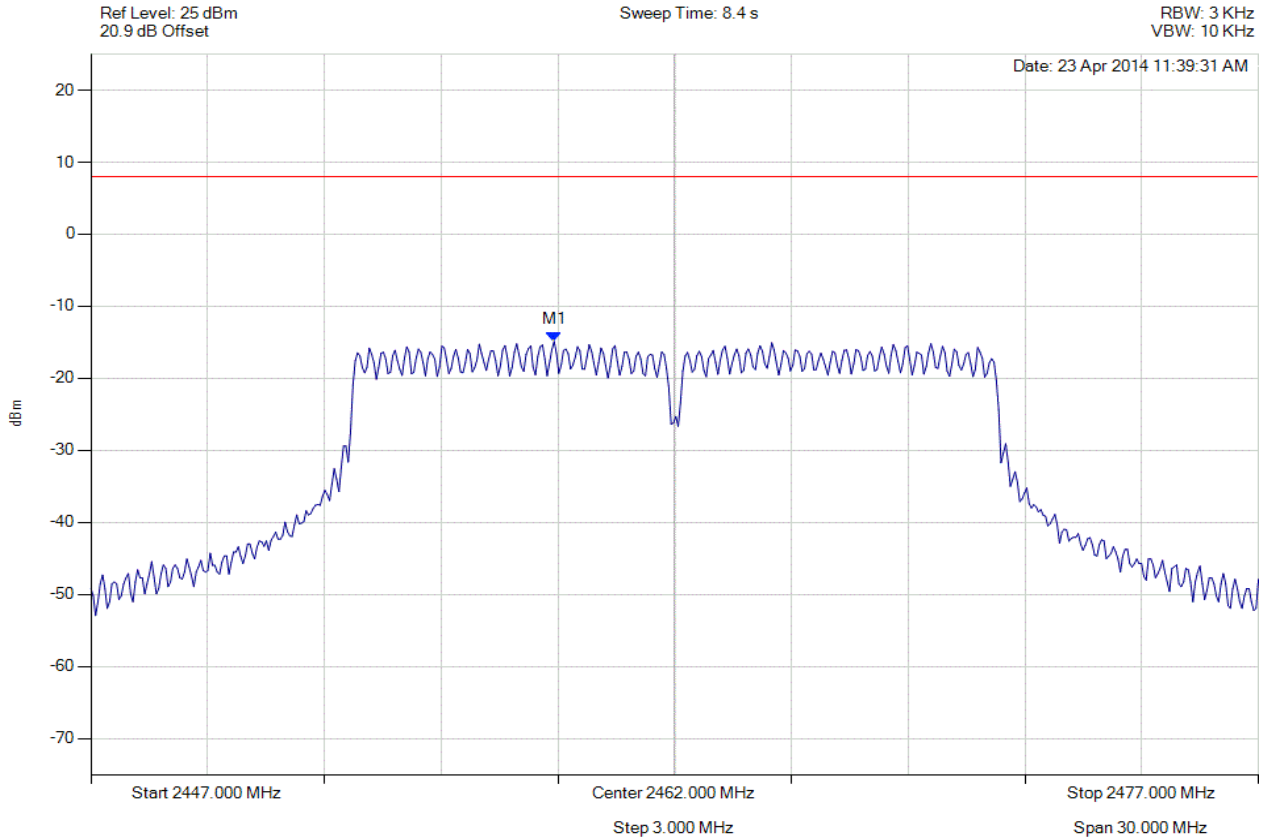


Title: Xirrus Inc. XI-AC1300, XI-AC867
To: FCC 47 CFR Part 15.247 & IC RSS-210
Serial #: XIRR04-U3 Rev A
Issue Date: 29th April 2014
Page: 455 of 572



POWER SPECTRAL DENSITY - AVERAGE

Variant: 802.11g, Channel: 2462.00 MHz, SUM, Temp: Ambient, Voltage: 55 Vdc



Analyser Setup	Marker : Frequency : Amplitude	Test Results
Detector = AVERAGE Sweep Count = 0 RF Atten (dB) = 20 Trace Mode = VIEW	M1 : 2458.900 MHz : -14.899 dBm M1 + DCCF : 2458.900 MHz : -14.855 dBm Duty Cycle Correction Factor : +0.04 dB	Limit: ≤ 8.0 dBm Margin: -22.9 dB

[Back to the Matrix](#)

This test report may be reproduced in full only. The document may only be updated by MiCOM Labs personnel. Any changes will be noted in the Document History section of the report.

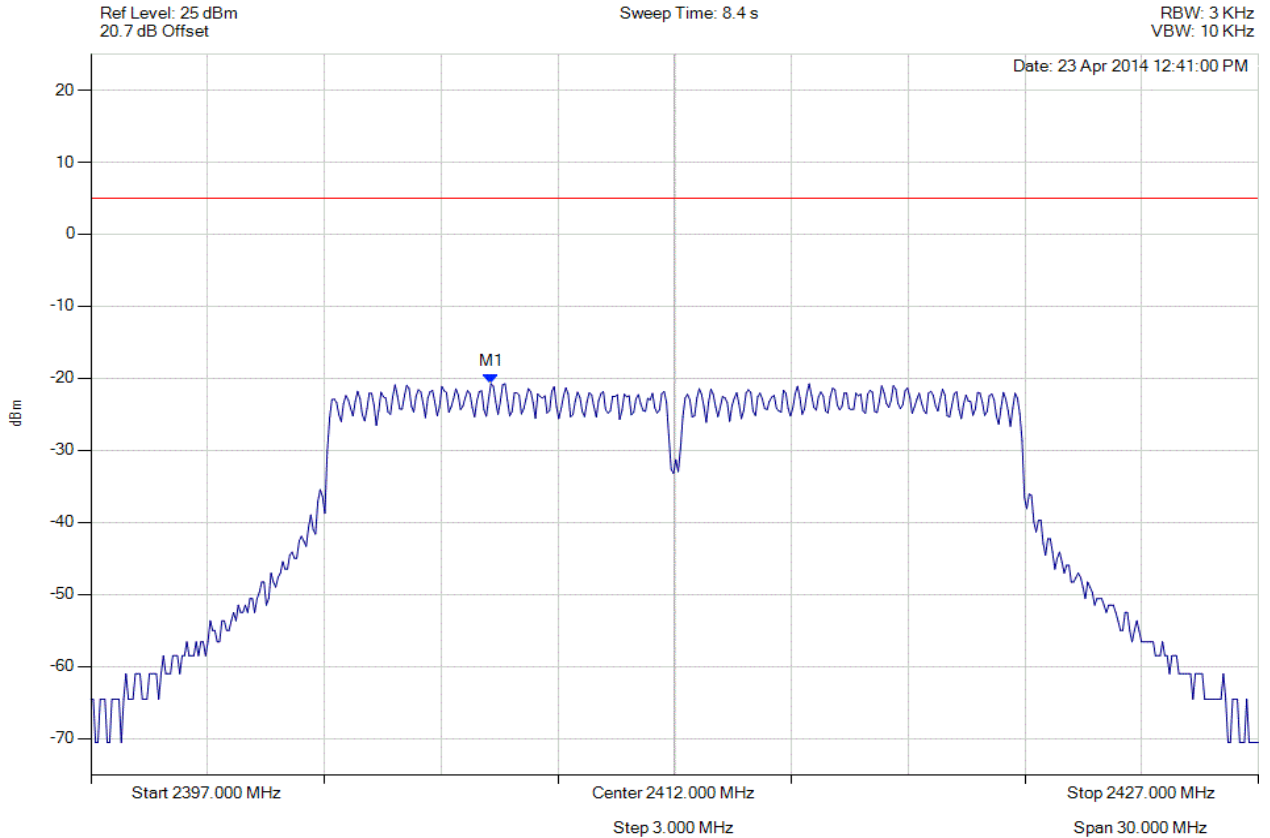


Title: Xirrus Inc. XI-AC1300, XI-AC867
To: FCC 47 CFR Part 15.247 & IC RSS-210
Serial #: XIRR04-U3 Rev A
Issue Date: 29th April 2014
Page: 456 of 572



POWER SPECTRAL DENSITY - AVERAGE

Variant: 802.11n HT-20, Channel: 2412.00 MHz, Chain a, Temp: Ambient, Voltage: 55 Vdc



Analyser Setup	Marker : Frequency : Amplitude	Test Results
Detector = AVERAGE Sweep Count = 0 RF Atten (dB) = 20 Trace Mode = VIEW	M1 : 2407.281 MHz : -20.738 dBm	Limit: ≤ 4.990 dBm

[Back to the Matrix](#)

This test report may be reproduced in full only. The document may only be updated by MiCOM Labs personnel. Any changes will be noted in the Document History section of the report.

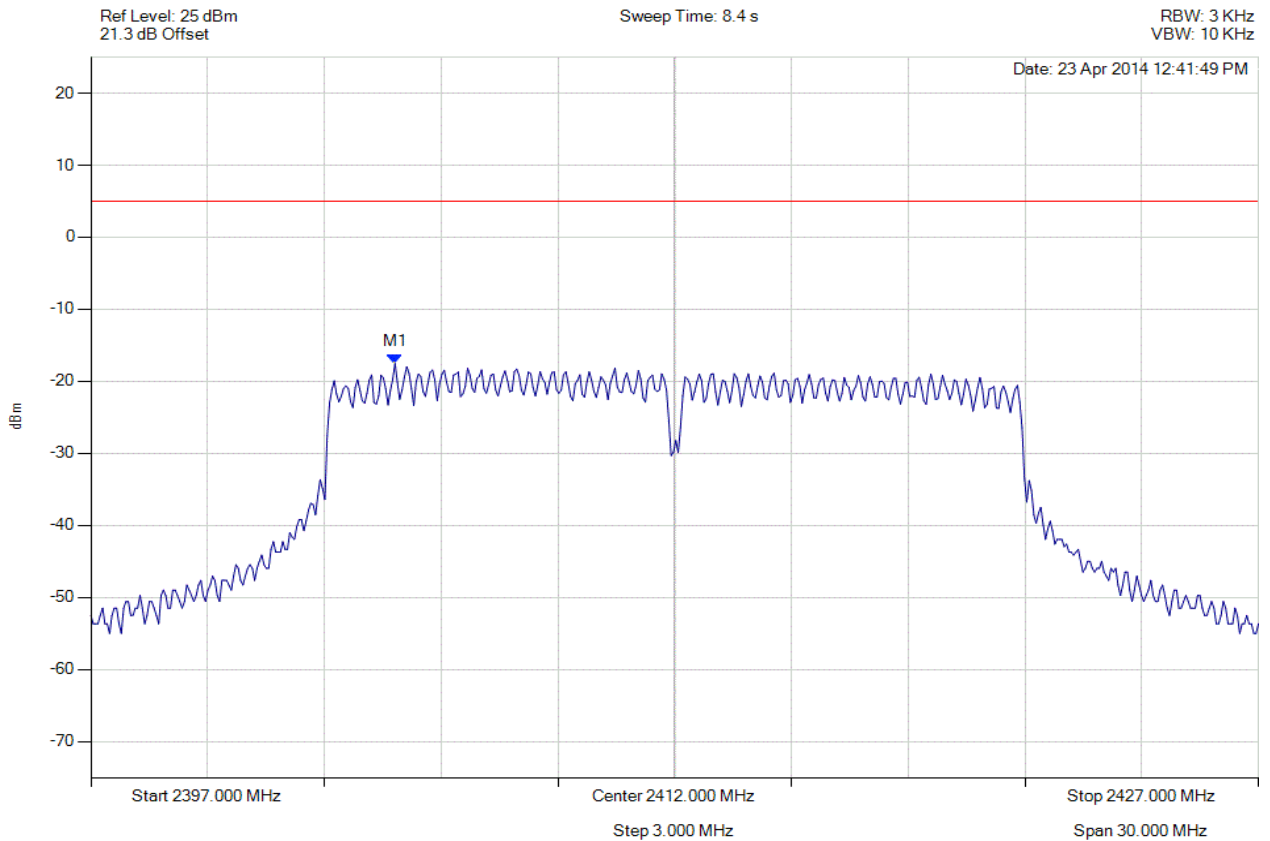


Title: Xirrus Inc. XI-AC1300, XI-AC867
To: FCC 47 CFR Part 15.247 & IC RSS-210
Serial #: XIRR04-U3 Rev A
Issue Date: 29th April 2014
Page: 457 of 572



POWER SPECTRAL DENSITY - AVERAGE

Variant: 802.11n HT-20, Channel: 2412.00 MHz, Chain b, Temp: Ambient, Voltage: 55 Vdc



Analyser Setup	Marker : Frequency : Amplitude	Test Results
Detector = AVERAGE Sweep Count = 0 RF Atten (dB) = 20 Trace Mode = VIEW	M1 : 2404.816 MHz : -17.520 dBm	Limit: ≤ 4.990 dBm

[Back to the Matrix](#)

This test report may be reproduced in full only. The document may only be updated by MiCOM Labs personnel. Any changes will be noted in the Document History section of the report.

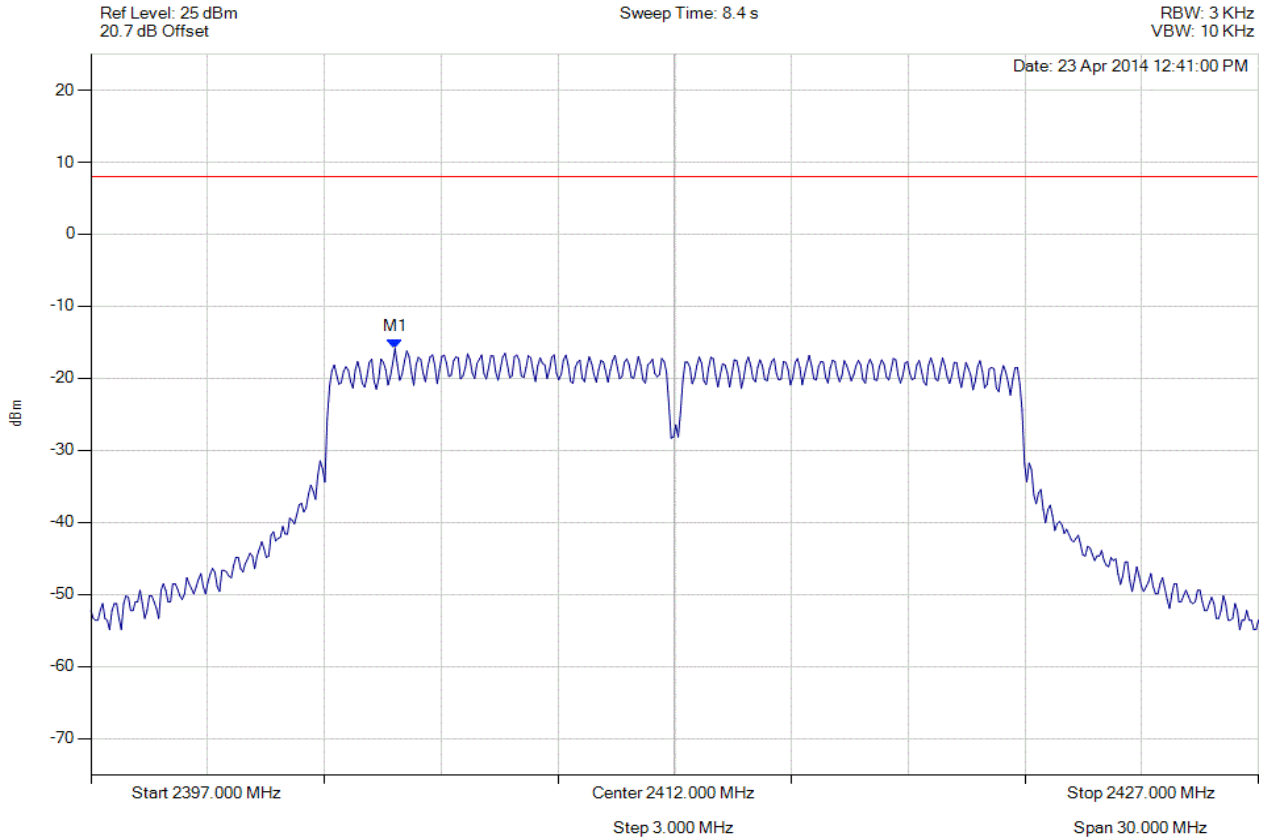


Title: Xirrus Inc. XI-AC1300, XI-AC867
To: FCC 47 CFR Part 15.247 & IC RSS-210
Serial #: XIRR04-U3 Rev A
Issue Date: 29th April 2014
Page: 458 of 572



POWER SPECTRAL DENSITY - AVERAGE

Variant: 802.11n HT-20, Channel: 2412.00 MHz, SUM, Temp: Ambient, Voltage: 55 Vdc



Analyser Setup	Marker : Frequency : Amplitude	Test Results
Detector = AVERAGE Sweep Count = 0 RF Atten (dB) = 20 Trace Mode = VIEW	M1 : 2404.800 MHz : -15.882 dBm M1 + DCCF : 2404.800 MHz : -15.794 dBm Duty Cycle Correction Factor : +0.09 dB	Limit: ≤ 8.0 dBm Margin: -23.8 dB

[Back to the Matrix](#)

This test report may be reproduced in full only. The document may only be updated by MiCOM Labs personnel. Any changes will be noted in the Document History section of the report.

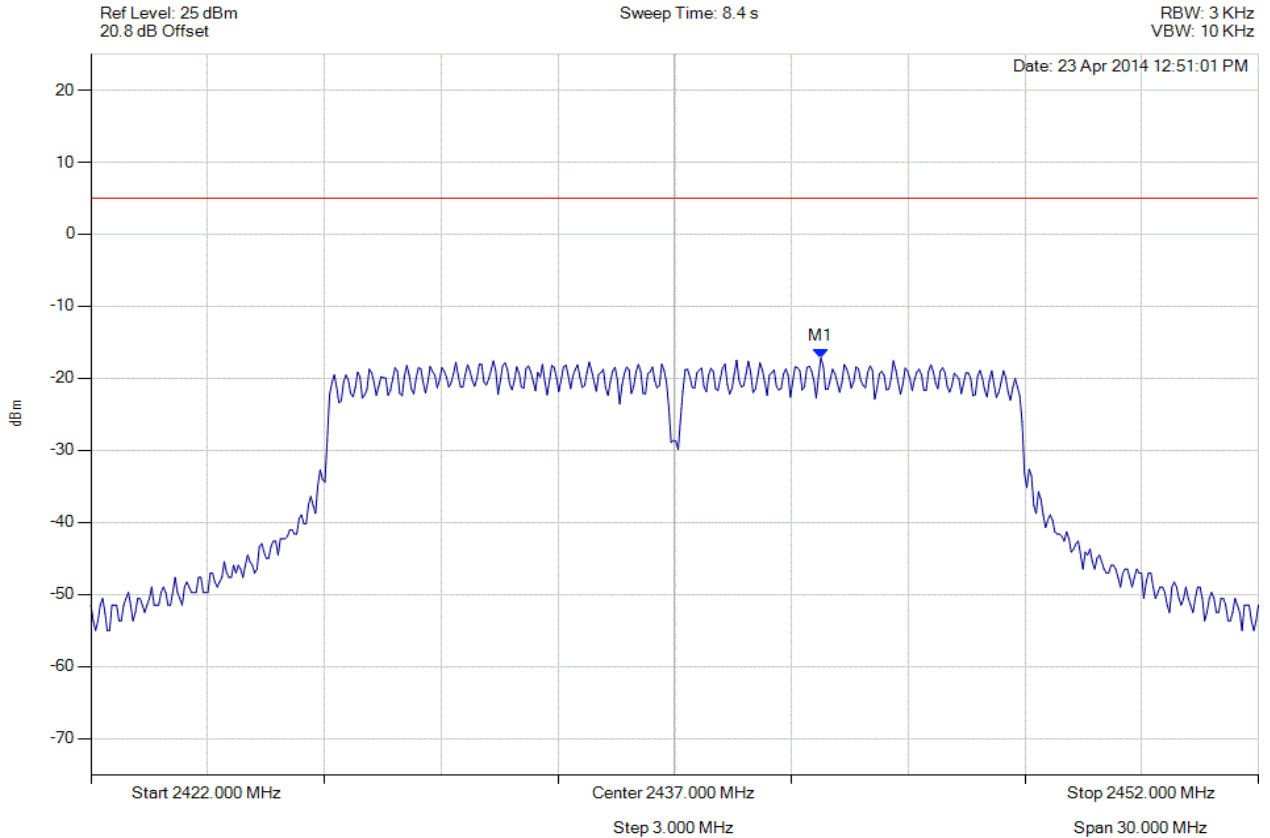


Title: Xirrus Inc. XI-AC1300, XI-AC867
To: FCC 47 CFR Part 15.247 & IC RSS-210
Serial #: XIRR04-U3 Rev A
Issue Date: 29th April 2014
Page: 459 of 572



POWER SPECTRAL DENSITY - AVERAGE

Variant: 802.11n HT-20, Channel: 2437.00 MHz, Chain a, Temp: Ambient, Voltage: 55 Vdc



Analyser Setup	Marker : Frequency : Amplitude	Test Results
Detector = AVERAGE Sweep Count = 0 RF Atten (dB) = 20 Trace Mode = VIEW	M1 : 2440.758 MHz : -17.179 dBm	Limit: ≤ 4.990 dBm

[Back to the Matrix](#)

This test report may be reproduced in full only. The document may only be updated by MiCOM Labs personnel. Any changes will be noted in the Document History section of the report.

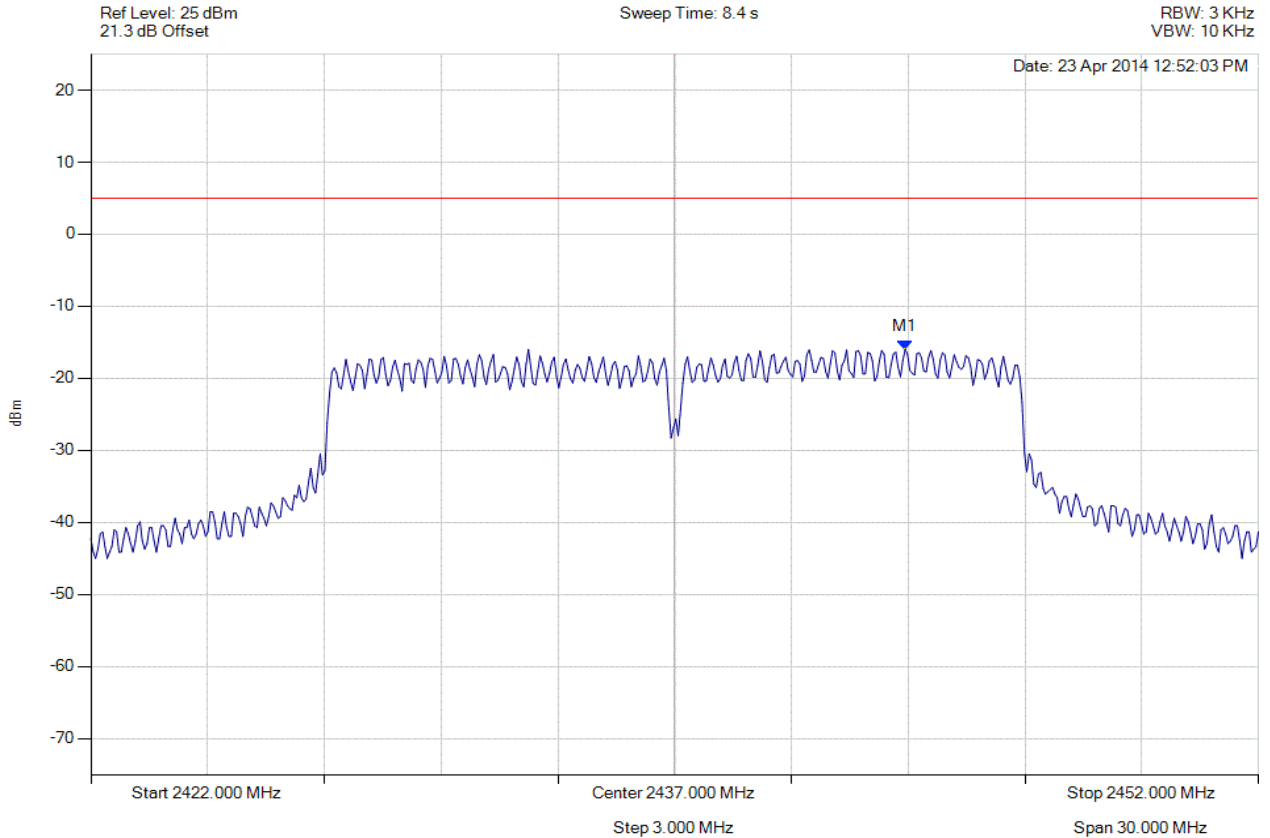


Title: Xirrus Inc. XI-AC1300, XI-AC867
To: FCC 47 CFR Part 15.247 & IC RSS-210
Serial #: XIRR04-U3 Rev A
Issue Date: 29th April 2014
Page: 460 of 572



POWER SPECTRAL DENSITY - AVERAGE

Variant: 802.11n HT-20, Channel: 2437.00 MHz, Chain b, Temp: Ambient, Voltage: 55 Vdc



Analyser Setup	Marker : Frequency : Amplitude	Test Results
Detector = AVERAGE Sweep Count = 0 RF Atten (dB) = 20 Trace Mode = VIEW	M1 : 2442.922 MHz : -15.966 dBm	Limit: \leq 4.990 dBm

[Back to the Matrix](#)

This test report may be reproduced in full only. The document may only be updated by MiCOM Labs personnel. Any changes will be noted in the Document History section of the report.

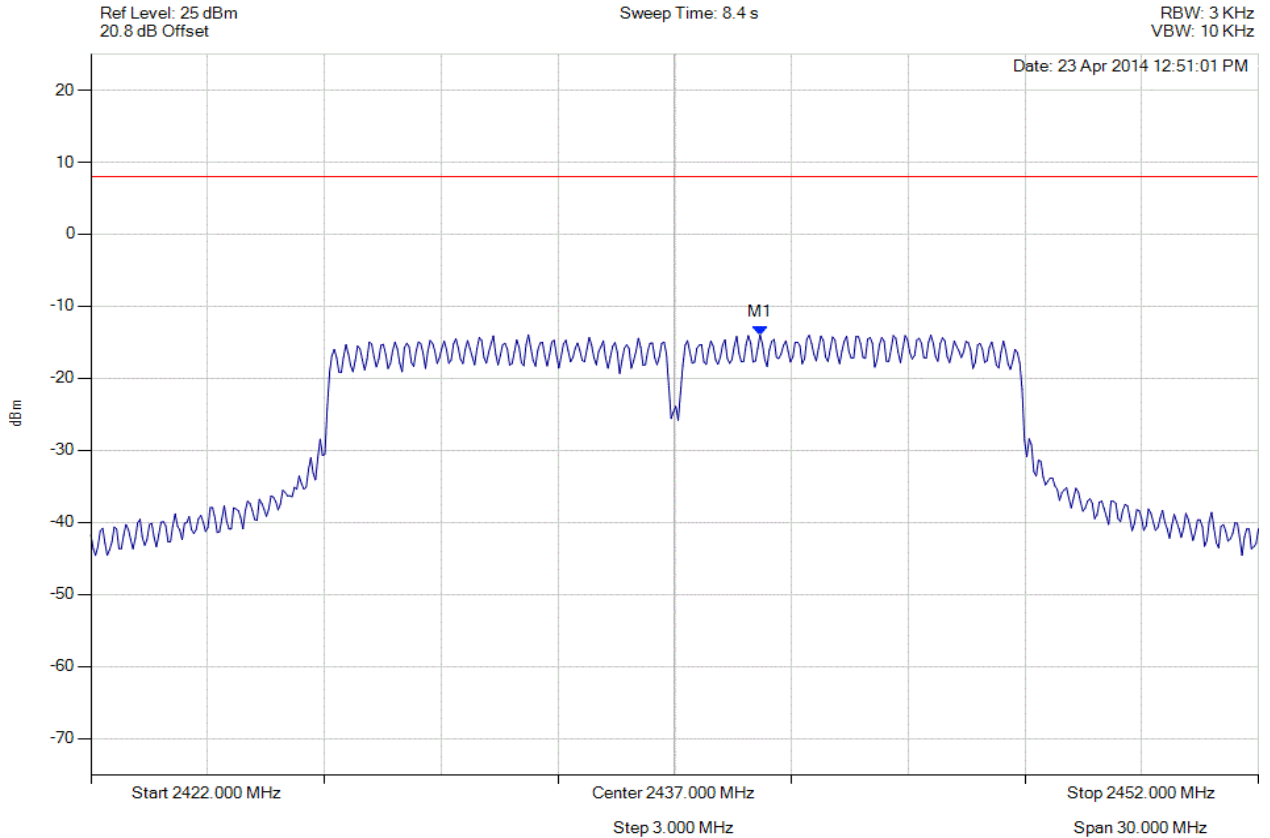


Title: Xirrus Inc. XI-AC1300, XI-AC867
To: FCC 47 CFR Part 15.247 & IC RSS-210
Serial #: XIRR04-U3 Rev A
Issue Date: 29th April 2014
Page: 461 of 572



POWER SPECTRAL DENSITY - AVERAGE

Variant: 802.11n HT-20, Channel: 2437.00 MHz, SUM, Temp: Ambient, Voltage: 55 Vdc



Analyser Setup	Marker : Frequency : Amplitude	Test Results
Detector = AVERAGE Sweep Count = 0 RF Atten (dB) = 20 Trace Mode = VIEW	M1 : 2439.200 MHz : -13.954 dBm M1 + DCCF : 2439.200 MHz : -13.866 dBm Duty Cycle Correction Factor : +0.09 dB	Limit: ≤ 8.0 dBm Margin: -21.9 dB

[Back to the Matrix](#)

This test report may be reproduced in full only. The document may only be updated by MiCOM Labs personnel. Any changes will be noted in the Document History section of the report.

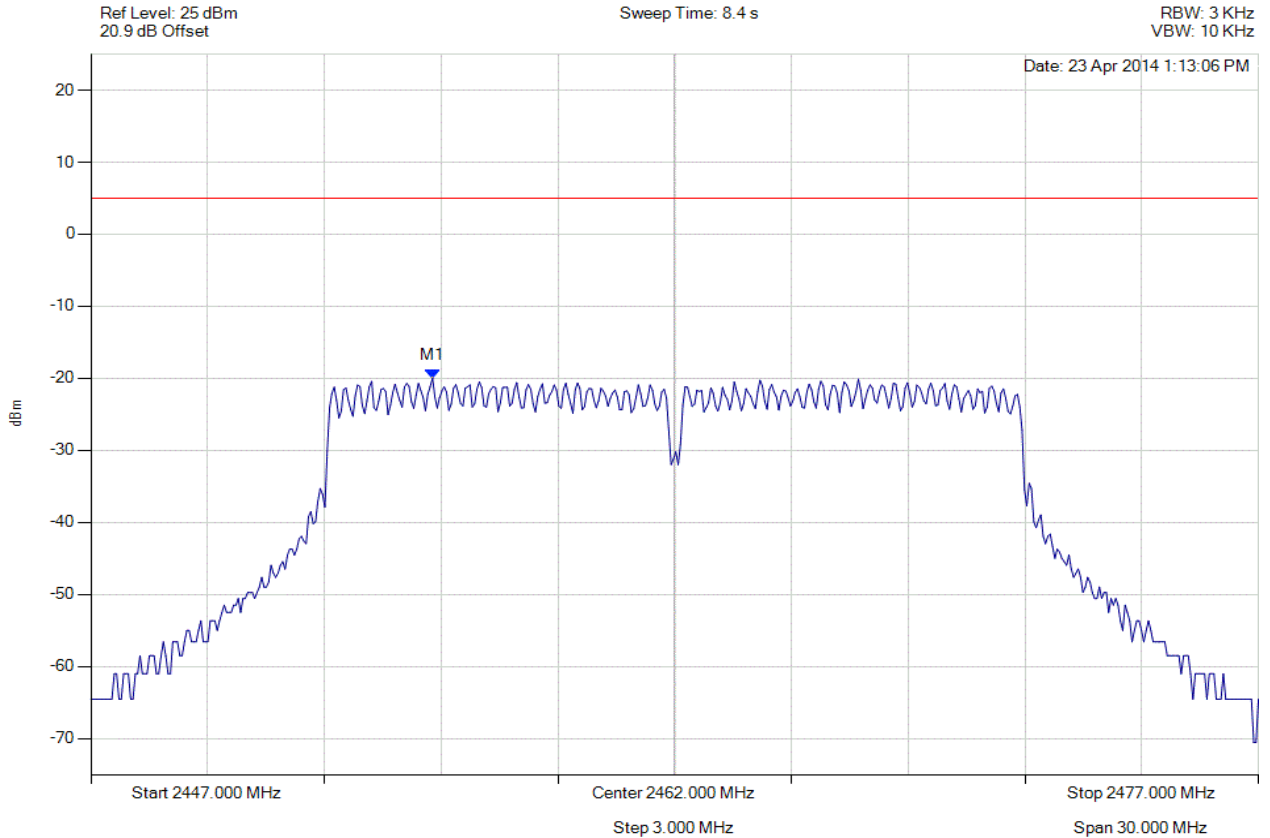


Title: Xirrus Inc. XI-AC1300, XI-AC867
To: FCC 47 CFR Part 15.247 & IC RSS-210
Serial #: XIRR04-U3 Rev A
Issue Date: 29th April 2014
Page: 462 of 572



POWER SPECTRAL DENSITY - AVERAGE

Variant: 802.11n HT-20, Channel: 2462.00 MHz, Chain a, Temp: Ambient, Voltage: 55 Vdc



Analyser Setup	Marker : Frequency : Amplitude	Test Results
Detector = AVERAGE Sweep Count = 0 RF Atten (dB) = 20 Trace Mode = VIEW	M1 : 2455.778 MHz : -19.961 dBm	Limit: \leq 4.990 dBm

[Back to the Matrix](#)

This test report may be reproduced in full only. The document may only be updated by MiCOM Labs personnel. Any changes will be noted in the Document History section of the report.

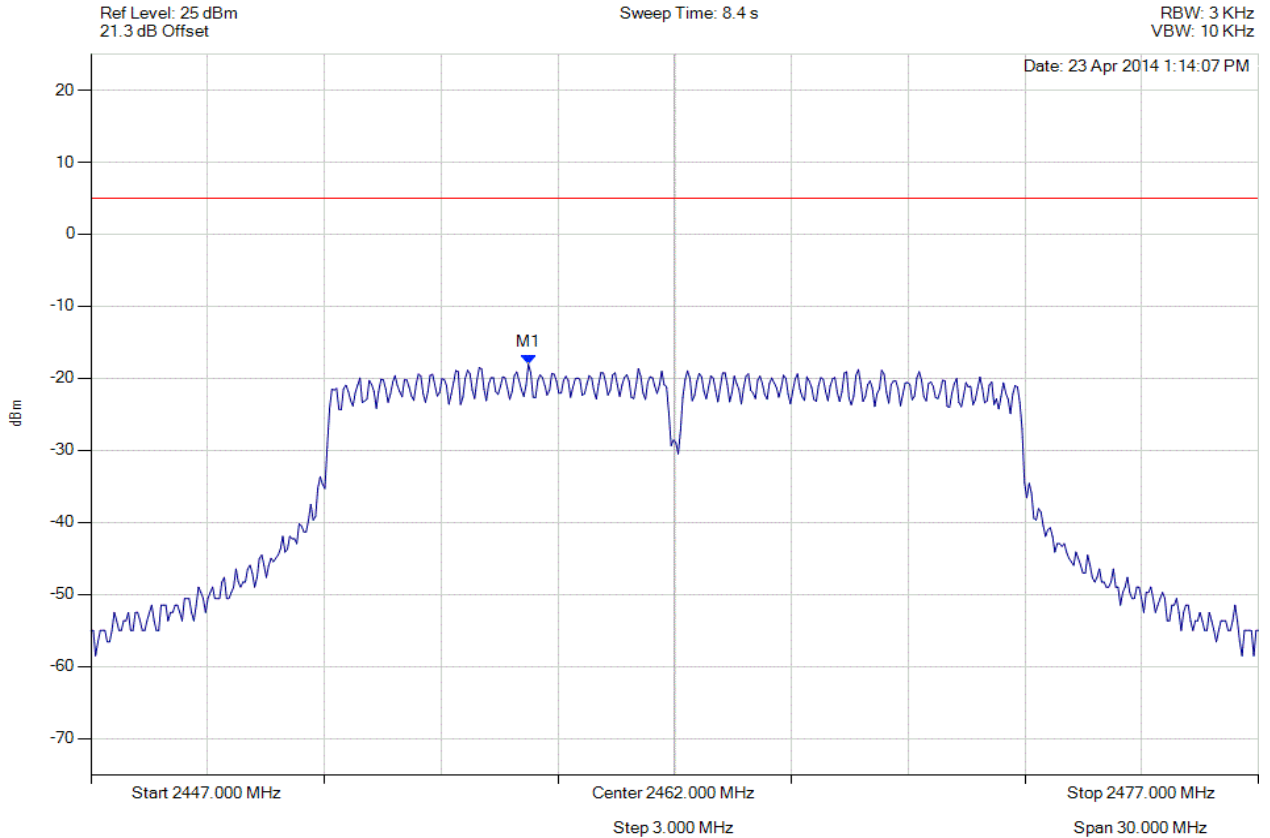


Title: Xirrus Inc. XI-AC1300, XI-AC867
To: FCC 47 CFR Part 15.247 & IC RSS-210
Serial #: XIRR04-U3 Rev A
Issue Date: 29th April 2014
Page: 463 of 572



POWER SPECTRAL DENSITY - AVERAGE

Variant: 802.11n HT-20, Channel: 2462.00 MHz, Chain b, Temp: Ambient, Voltage: 55 Vdc



Analyser Setup	Marker : Frequency : Amplitude	Test Results
Detector = AVERAGE Sweep Count = 0 RF Atten (dB) = 20 Trace Mode = VIEW	M1 : 2458.242 MHz : -18.039 dBm	Limit: ≤ 4.990 dBm

[Back to the Matrix](#)

This test report may be reproduced in full only. The document may only be updated by MiCOM Labs personnel. Any changes will be noted in the Document History section of the report.

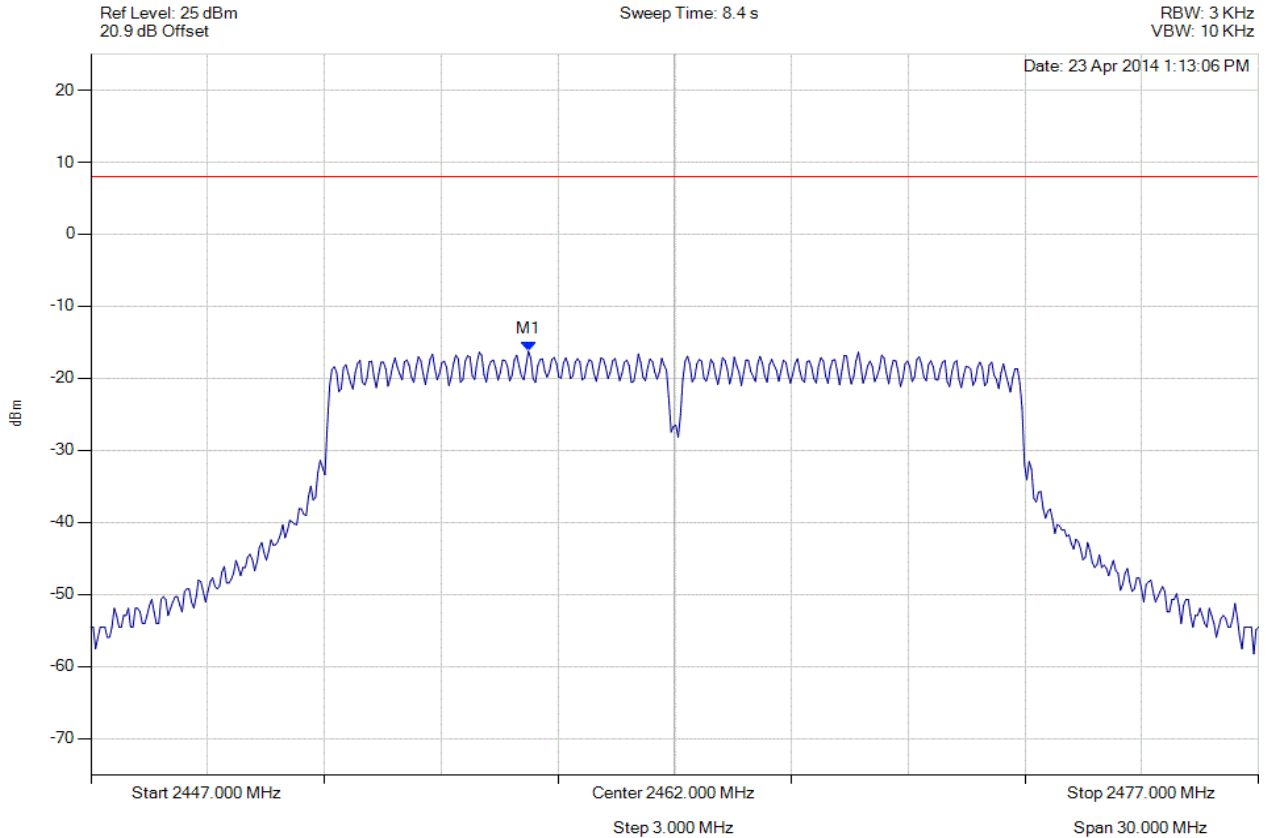


Title: Xirrus Inc. XI-AC1300, XI-AC867
To: FCC 47 CFR Part 15.247 & IC RSS-210
Serial #: XIRR04-U3 Rev A
Issue Date: 29th April 2014
Page: 464 of 572



POWER SPECTRAL DENSITY - AVERAGE

Variant: 802.11n HT-20, Channel: 2462.00 MHz, SUM, Temp: Ambient, Voltage: 55 Vdc



Analyser Setup	Marker : Frequency : Amplitude	Test Results
Detector = AVERAGE Sweep Count = 0 RF Atten (dB) = 20 Trace Mode = VIEW	M1 : 2458.200 MHz : -16.220 dBm M1 + DCCF : 2458.200 MHz : -16.132 dBm Duty Cycle Correction Factor : +0.09 dB	Limit: ≤ 8.0 dBm Margin: -24.1 dB

[Back to the Matrix](#)

This test report may be reproduced in full only. The document may only be updated by MiCOM Labs personnel. Any changes will be noted in the Document History section of the report.

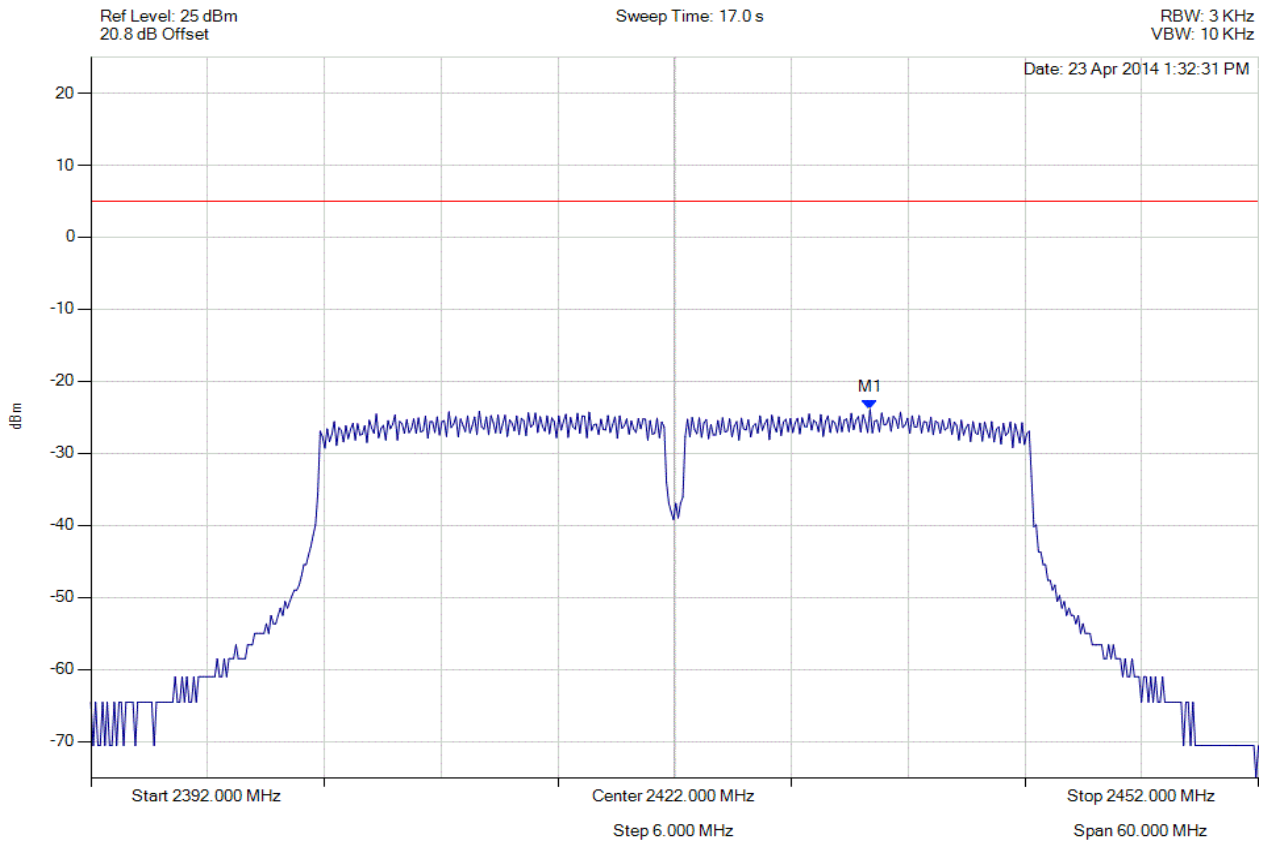


Title: Xirrus Inc. XI-AC1300, XI-AC867
To: FCC 47 CFR Part 15.247 & IC RSS-210
Serial #: XIRR04-U3 Rev A
Issue Date: 29th April 2014
Page: 465 of 572



POWER SPECTRAL DENSITY - AVERAGE

Variant: 802.11n HT-40, Channel: 2422.00 MHz, Chain a, Temp: Ambient, Voltage: 55 Vdc



Analyser Setup	Marker : Frequency : Amplitude	Test Results
Detector = AVERAGE Sweep Count = 0 RF Atten (dB) = 20 Trace Mode = VIEW	M1 : 2432.040 MHz : -23.917 dBm	Limit: ≤ 4.990 dBm

[Back to the Matrix](#)

This test report may be reproduced in full only. The document may only be updated by MiCOM Labs personnel. Any changes will be noted in the Document History section of the report.

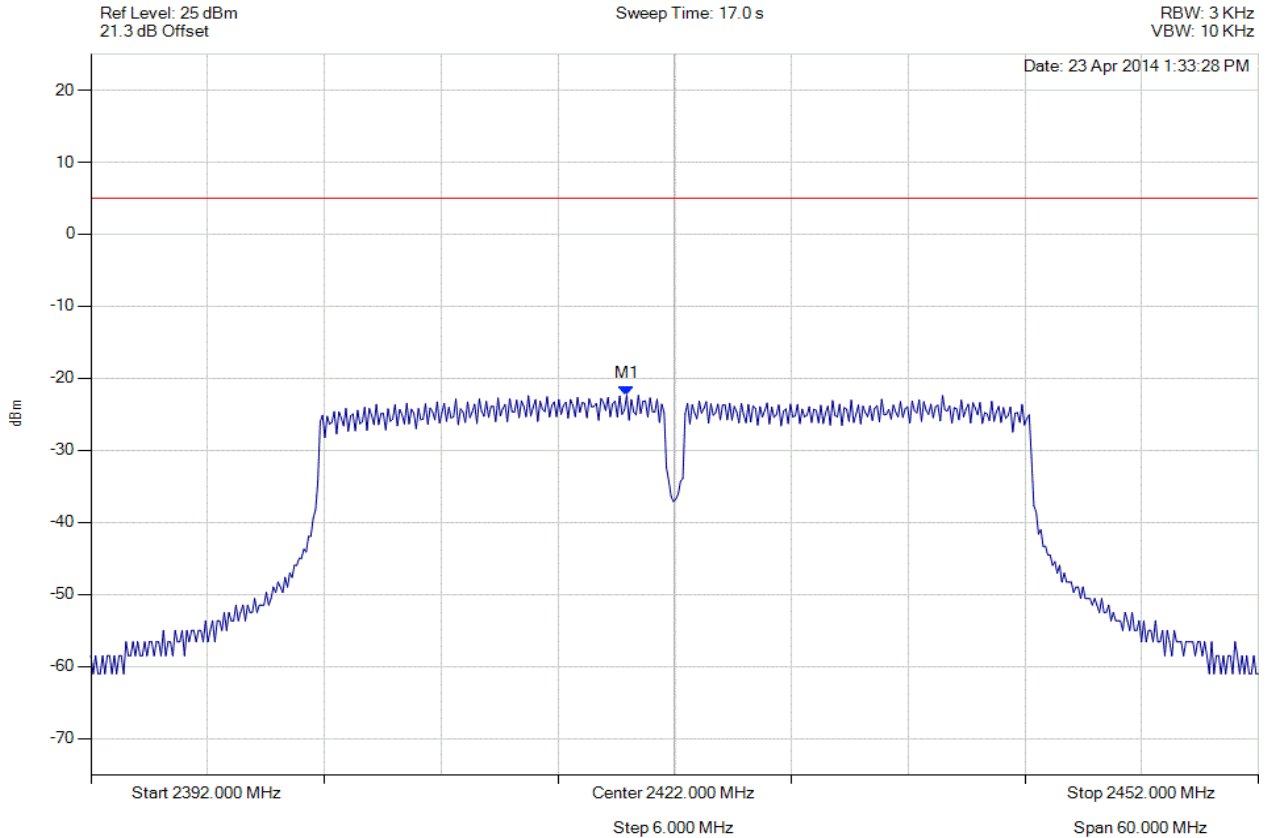


Title: Xirrus Inc. XI-AC1300, XI-AC867
To: FCC 47 CFR Part 15.247 & IC RSS-210
Serial #: XIRR04-U3 Rev A
Issue Date: 29th April 2014
Page: 466 of 572



POWER SPECTRAL DENSITY - AVERAGE

Variant: 802.11n HT-40, Channel: 2422.00 MHz, Chain b, Temp: Ambient, Voltage: 55 Vdc



Analyser Setup	Marker : Frequency : Amplitude	Test Results
Detector = AVERAGE Sweep Count = 0 RF Atten (dB) = 20 Trace Mode = VIEW	M1 : 2419.535 MHz : -22.367 dBm	Limit: \leq 4.990 dBm

[Back to the Matrix](#)

This test report may be reproduced in full only. The document may only be updated by MiCOM Labs personnel. Any changes will be noted in the Document History section of the report.

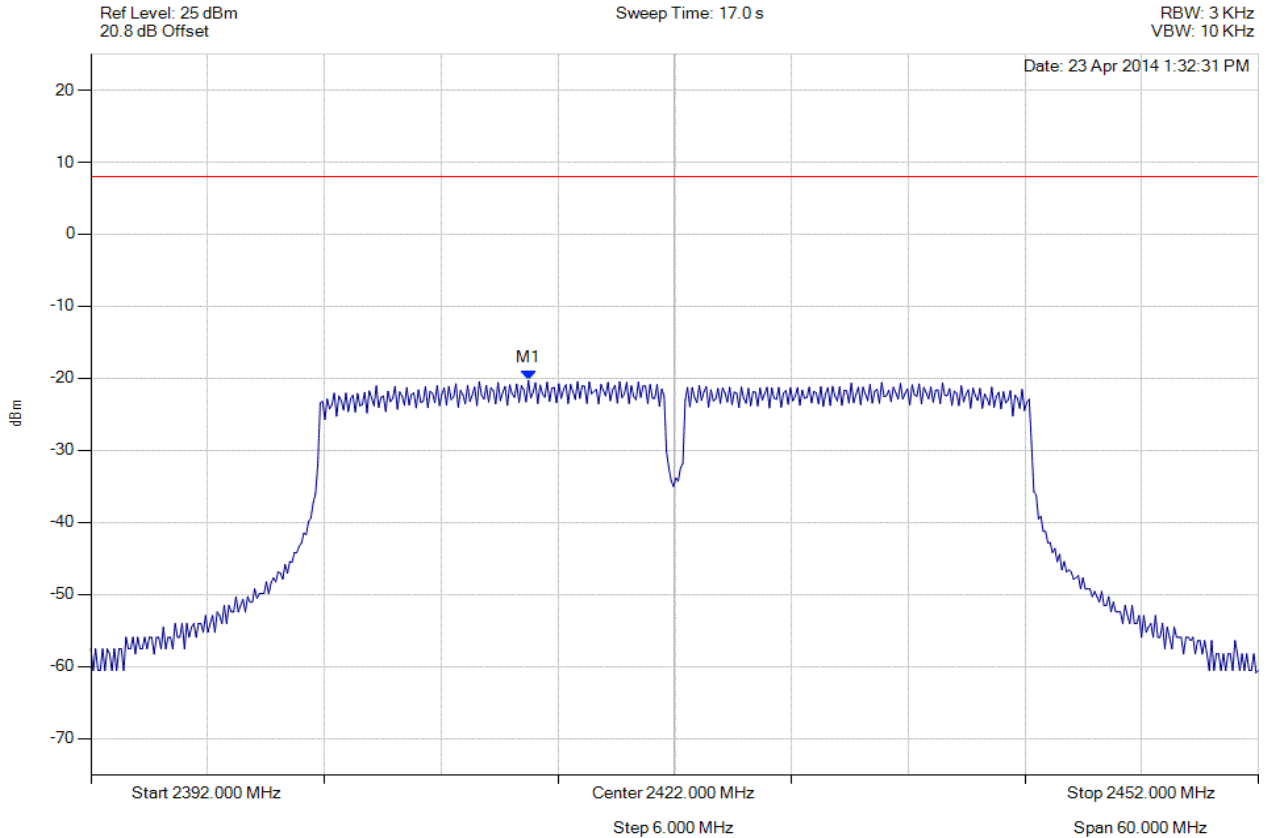


Title: Xirrus Inc. XI-AC1300, XI-AC867
To: FCC 47 CFR Part 15.247 & IC RSS-210
Serial #: XIRR04-U3 Rev A
Issue Date: 29th April 2014
Page: 467 of 572



POWER SPECTRAL DENSITY - AVERAGE

Variant: 802.11n HT-40, Channel: 2422.00 MHz, SUM, Temp: Ambient, Voltage: 55 Vdc



Analyser Setup	Marker : Frequency : Amplitude	Test Results
Detector = AVERAGE Sweep Count = 0 RF Atten (dB) = 20 Trace Mode = VIEW	M1 : 2414.500 MHz : -20.286 dBm M1 + DCCF : 2414.500 MHz : -20.198 dBm Duty Cycle Correction Factor : +0.09 dB	Limit: ≤ 8.0 dBm Margin: -28.2 dB

[Back to the Matrix](#)

This test report may be reproduced in full only. The document may only be updated by MiCOM Labs personnel. Any changes will be noted in the Document History section of the report.

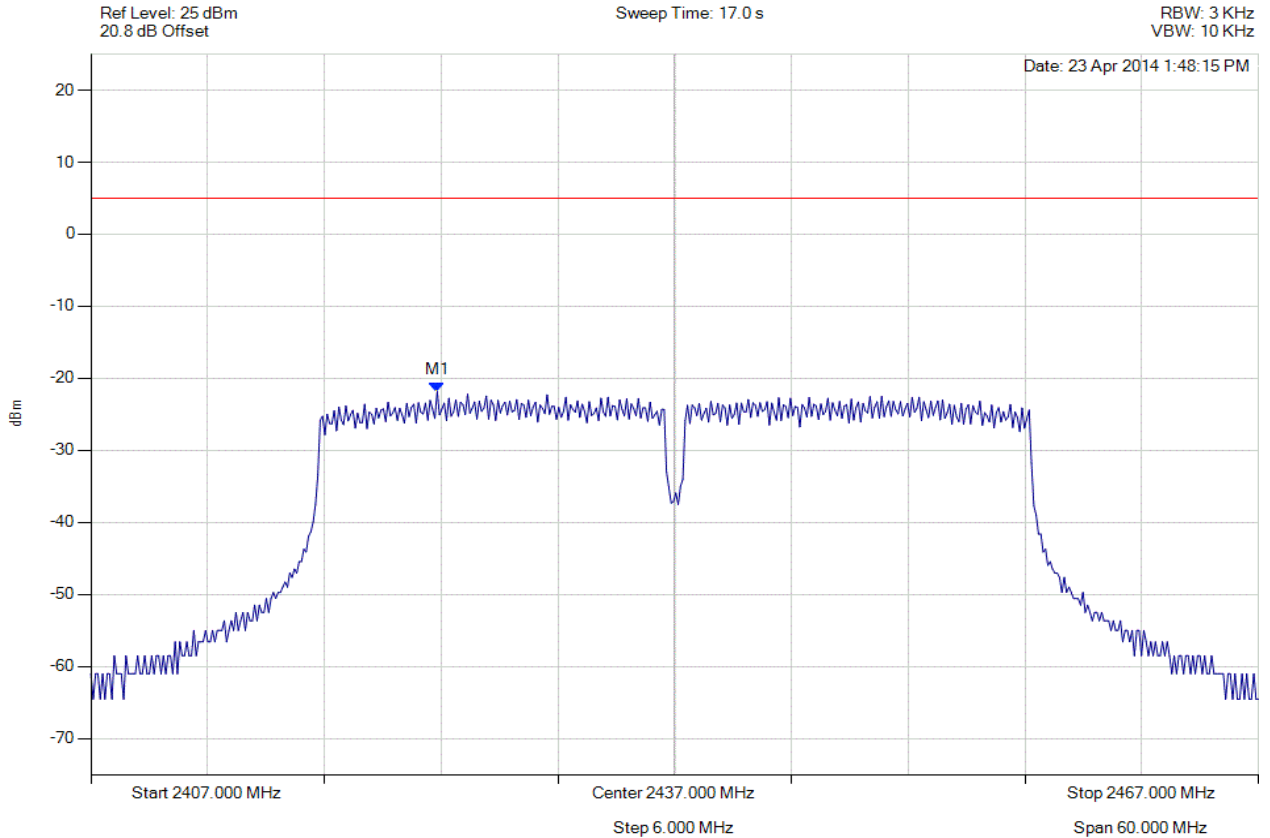


Title: Xirrus Inc. XI-AC1300, XI-AC867
To: FCC 47 CFR Part 15.247 & IC RSS-210
Serial #: XIRR04-U3 Rev A
Issue Date: 29th April 2014
Page: 468 of 572



POWER SPECTRAL DENSITY - AVERAGE

Variant: 802.11n HT-40, Channel: 2437.00 MHz, Chain a, Temp: Ambient, Voltage: 55 Vdc



Analyser Setup	Marker : Frequency : Amplitude	Test Results
Detector = AVERAGE Sweep Count = 0 RF Atten (dB) = 20 Trace Mode = VIEW	M1 : 2424.796 MHz : -21.874 dBm	Limit: \leq 4.990 dBm

[Back to the Matrix](#)

This test report may be reproduced in full only. The document may only be updated by MiCOM Labs personnel. Any changes will be noted in the Document History section of the report.

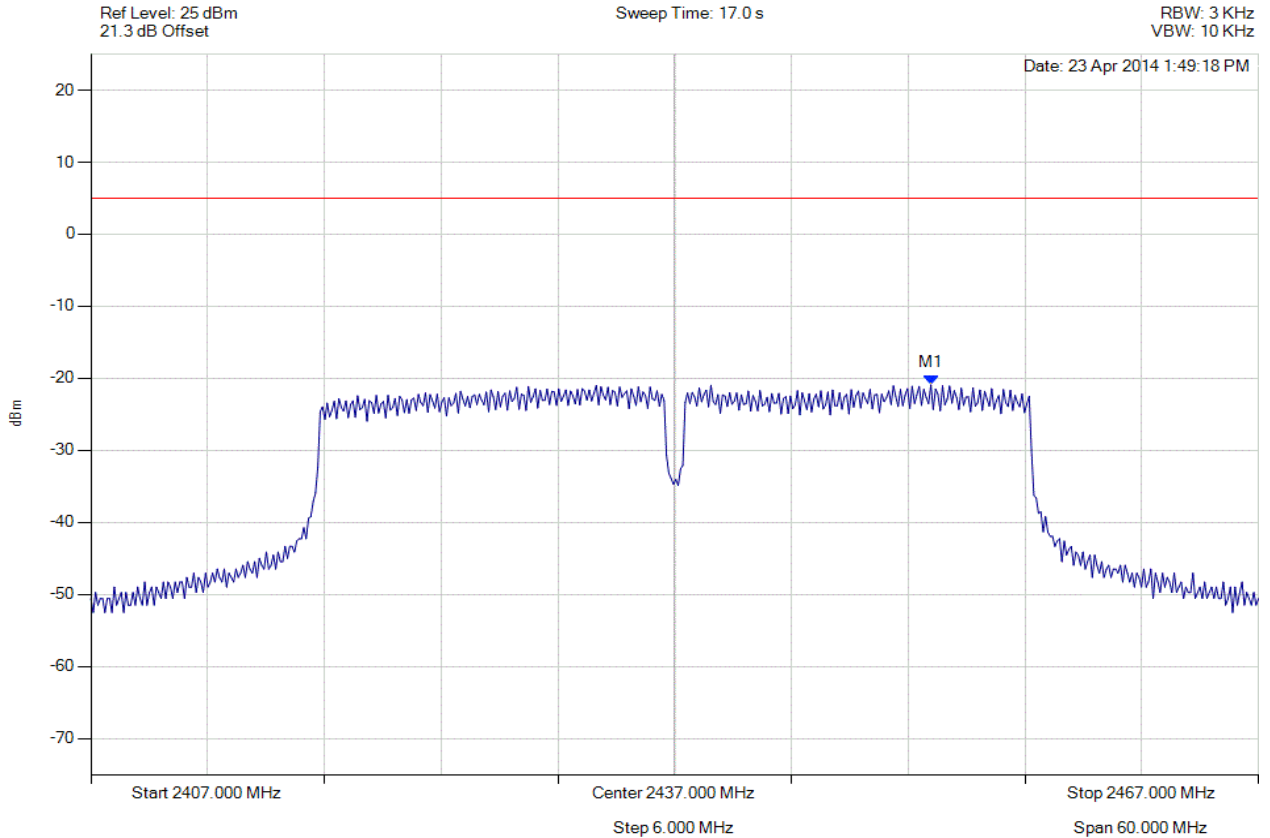


Title: Xirrus Inc. XI-AC1300, XI-AC867
To: FCC 47 CFR Part 15.247 & IC RSS-210
Serial #: XIRR04-U3 Rev A
Issue Date: 29th April 2014
Page: 469 of 572



POWER SPECTRAL DENSITY - AVERAGE

Variant: 802.11n HT-40, Channel: 2437.00 MHz, Chain b, Temp: Ambient, Voltage: 55 Vdc



Analyser Setup	Marker : Frequency : Amplitude	Test Results
Detector = AVERAGE Sweep Count = 0 RF Atten (dB) = 20 Trace Mode = VIEW	M1 : 2450.166 MHz : -20.908 dBm	Limit: ≤ 4.990 dBm

[Back to the Matrix](#)

This test report may be reproduced in full only. The document may only be updated by MiCOM Labs personnel. Any changes will be noted in the Document History section of the report.

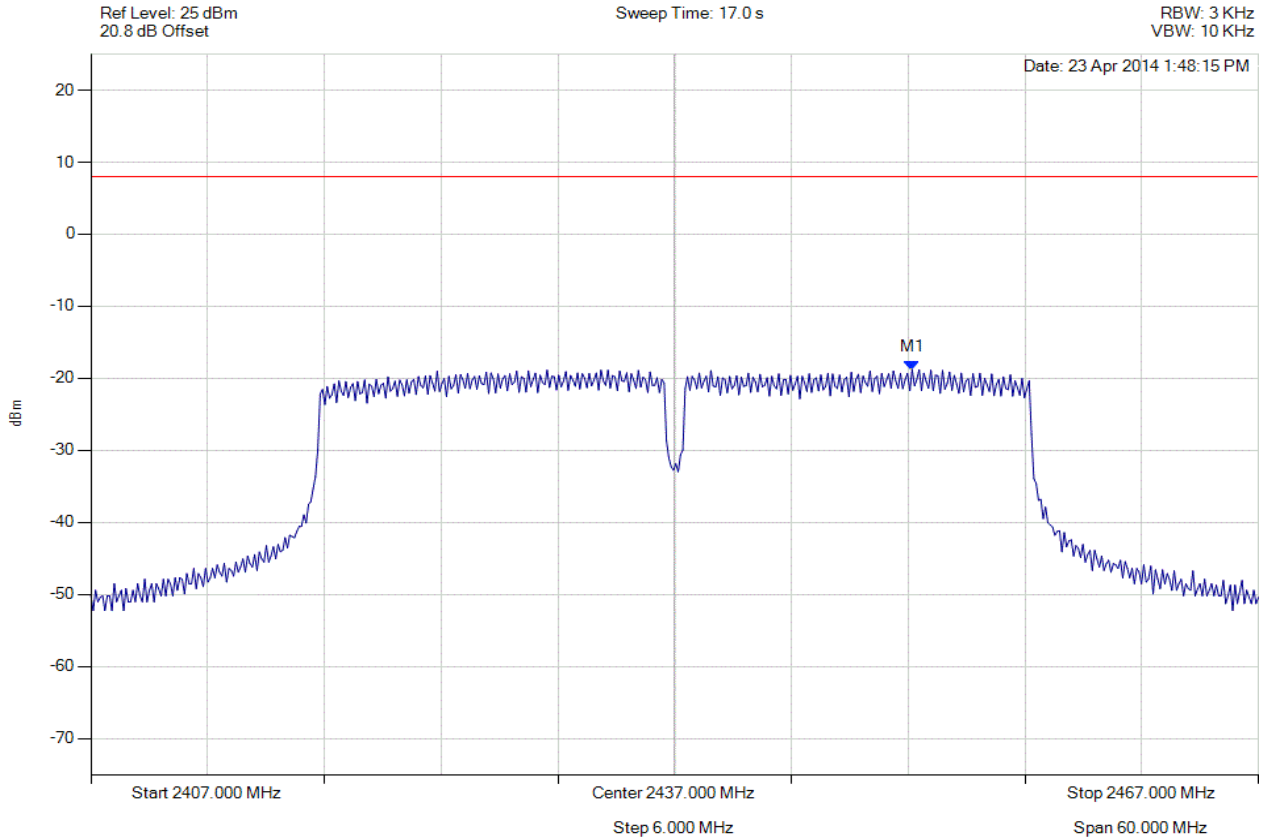


Title: Xirrus Inc. XI-AC1300, XI-AC867
To: FCC 47 CFR Part 15.247 & IC RSS-210
Serial #: XIRR04-U3 Rev A
Issue Date: 29th April 2014
Page: 470 of 572



POWER SPECTRAL DENSITY - AVERAGE

Variant: 802.11n HT-40, Channel: 2437.00 MHz, SUM, Temp: Ambient, Voltage: 55 Vdc



Analyser Setup	Marker : Frequency : Amplitude	Test Results
Detector = AVERAGE Sweep Count = 0 RF Atten (dB) = 20 Trace Mode = VIEW	M1 : 2449.200 MHz : -18.798 dBm M1 + DCCF : 2449.200 MHz : -18.710 dBm Duty Cycle Correction Factor : +0.09 dB	Limit: ≤ 8.0 dBm Margin: -26.7 dB

[Back to the Matrix](#)

This test report may be reproduced in full only. The document may only be updated by MiCOM Labs personnel. Any changes will be noted in the Document History section of the report.

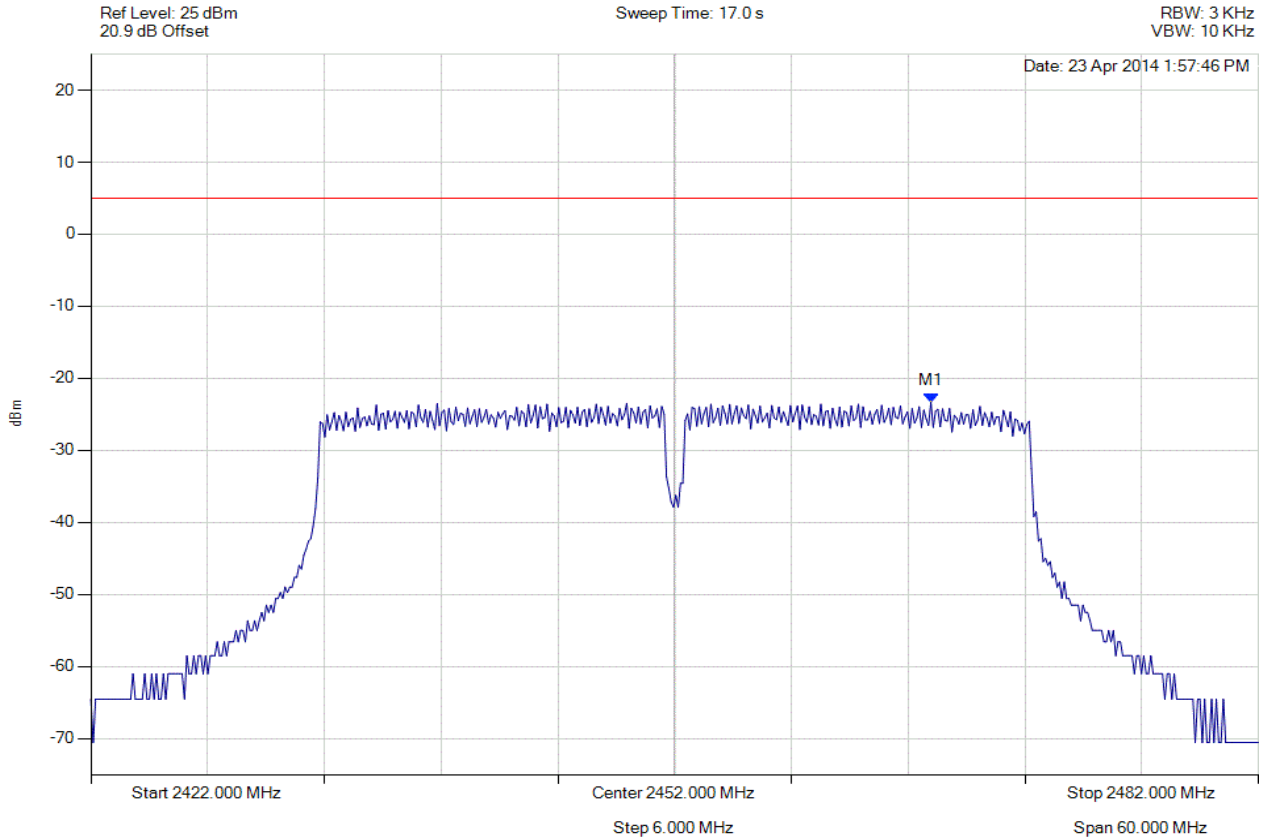


Title: Xirrus Inc. XI-AC1300, XI-AC867
To: FCC 47 CFR Part 15.247 & IC RSS-210
Serial #: XIRR04-U3 Rev A
Issue Date: 29th April 2014
Page: 471 of 572



POWER SPECTRAL DENSITY - AVERAGE

Variant: 802.11n HT-40, Channel: 2452.00 MHz, Chain a, Temp: Ambient, Voltage: 55 Vdc



Analyser Setup	Marker : Frequency : Amplitude	Test Results
Detector = AVERAGE Sweep Count = 0 RF Atten (dB) = 20 Trace Mode = VIEW	M1 : 2465.166 MHz : -23.331 dBm	Limit: ≤ 4.990 dBm

[Back to the Matrix](#)

This test report may be reproduced in full only. The document may only be updated by MiCOM Labs personnel. Any changes will be noted in the Document History section of the report.

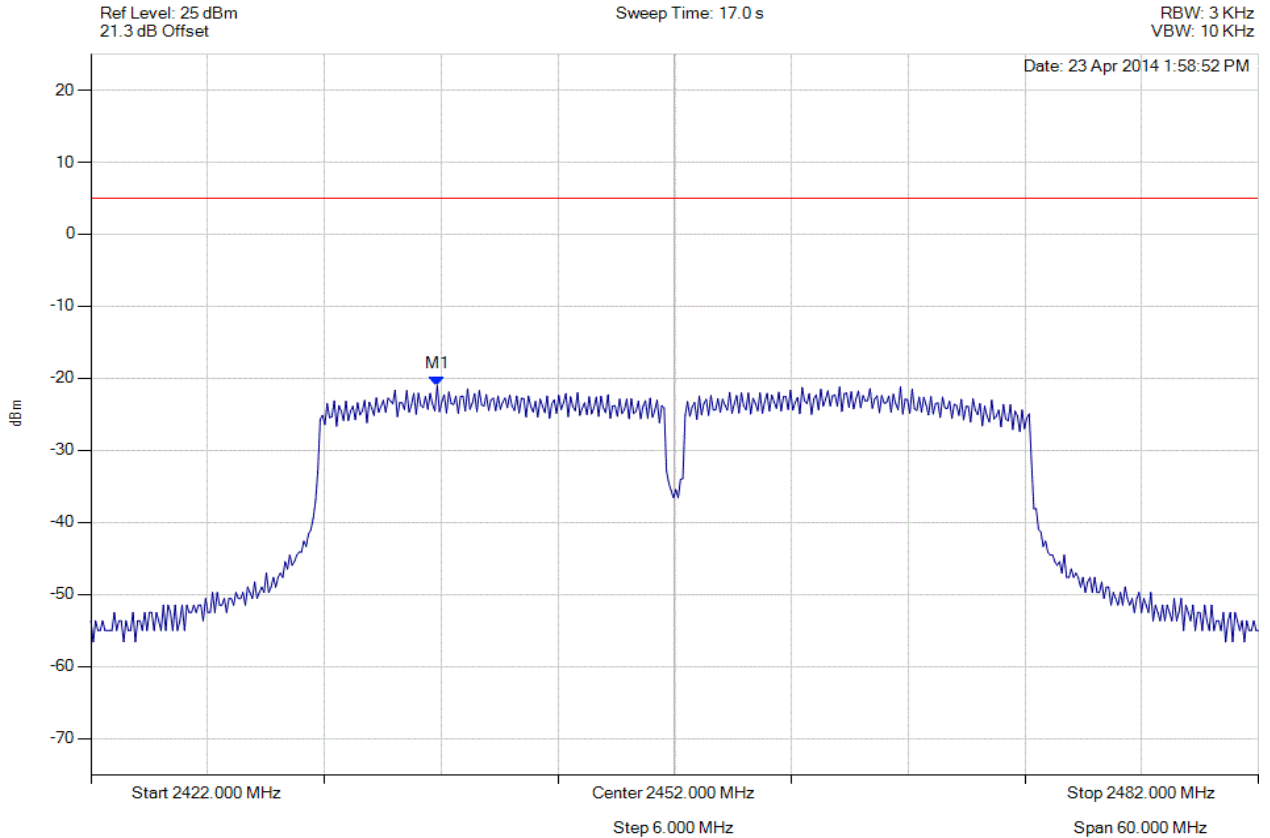


Title: Xirrus Inc. XI-AC1300, XI-AC867
To: FCC 47 CFR Part 15.247 & IC RSS-210
Serial #: XIRR04-U3 Rev A
Issue Date: 29th April 2014
Page: 472 of 572



POWER SPECTRAL DENSITY - AVERAGE

Variant: 802.11n HT-40, Channel: 2452.00 MHz, Chain b, Temp: Ambient, Voltage: 55 Vdc



Analyser Setup	Marker : Frequency : Amplitude	Test Results
Detector = AVERAGE Sweep Count = 0 RF Atten (dB) = 20 Trace Mode = VIEW	M1 : 2439.796 MHz : -21.023 dBm	Limit: ≤ 4.990 dBm

[Back to the Matrix](#)

This test report may be reproduced in full only. The document may only be updated by MiCOM Labs personnel. Any changes will be noted in the Document History section of the report.

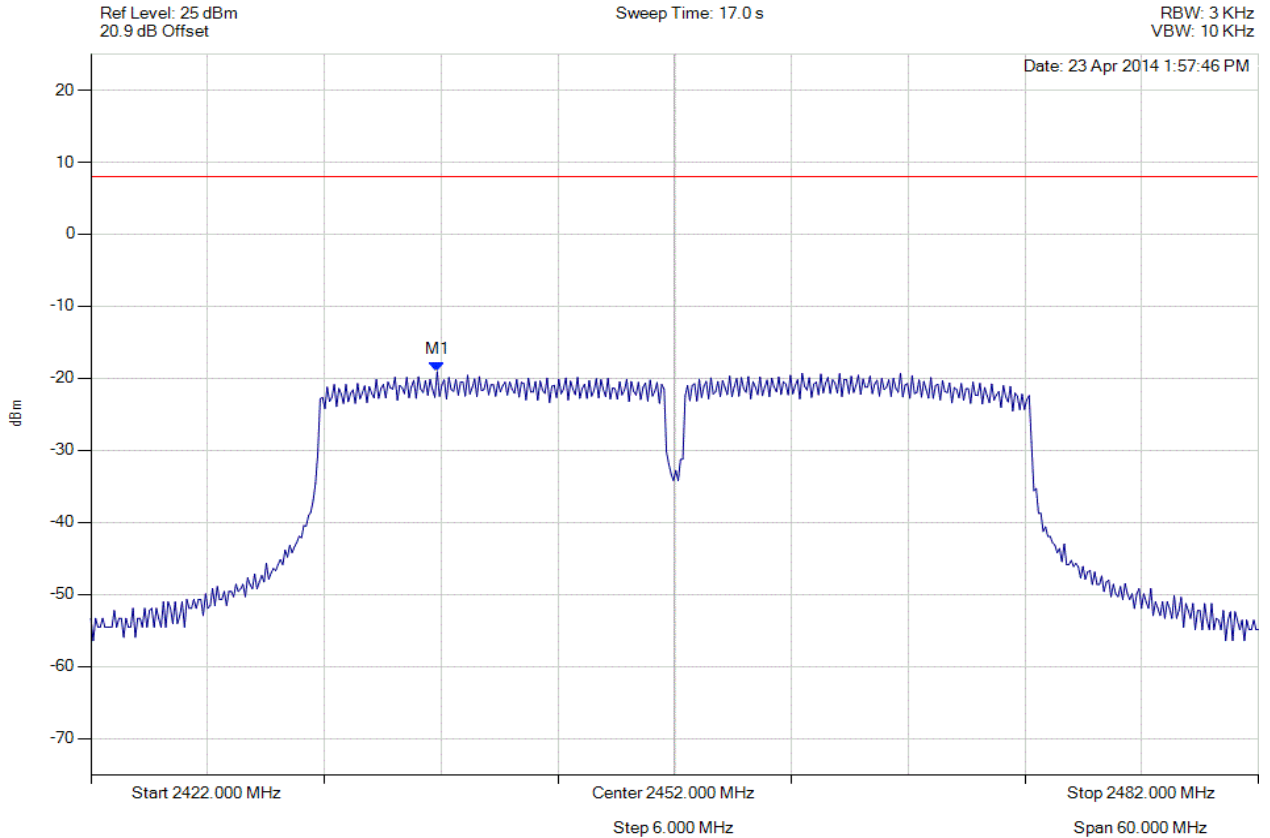


Title: Xirrus Inc. XI-AC1300, XI-AC867
To: FCC 47 CFR Part 15.247 & IC RSS-210
Serial #: XIRR04-U3 Rev A
Issue Date: 29th April 2014
Page: 473 of 572



POWER SPECTRAL DENSITY - AVERAGE

Variant: 802.11n HT-40, Channel: 2452.00 MHz, SUM, Temp: Ambient, Voltage: 55 Vdc



Analyser Setup	Marker : Frequency : Amplitude	Test Results
Detector = AVERAGE Sweep Count = 0 RF Atten (dB) = 20 Trace Mode = VIEW	M1 : 2439.800 MHz : -19.085 dBm M1 + DCCF : 2439.800 MHz : -18.997 dBm Duty Cycle Correction Factor : +0.09 dB	Limit: ≤ 8.0 dBm Margin: -27.0 dB

[Back to the Matrix](#)

This test report may be reproduced in full only. The document may only be updated by MiCOM Labs personnel. Any changes will be noted in the Document History section of the report.

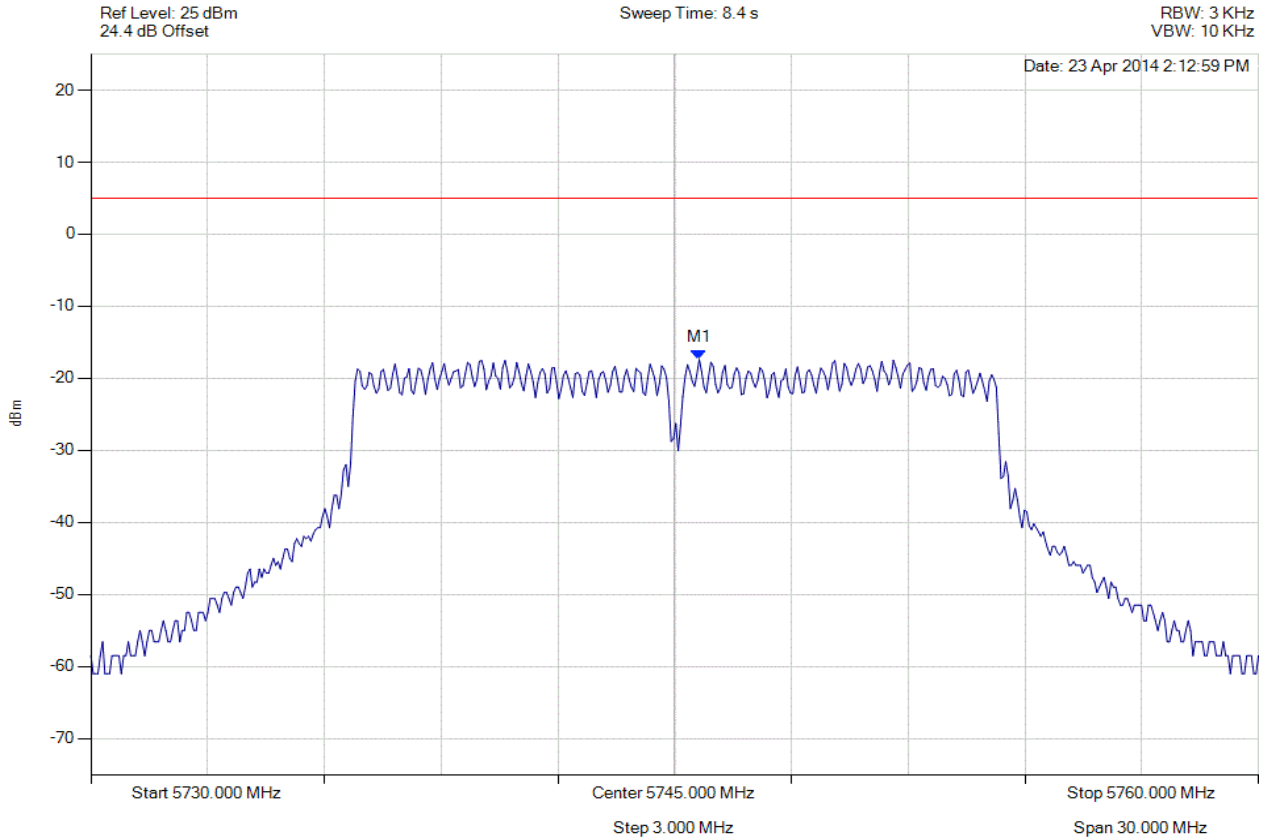


Title: Xirrus Inc. XI-AC1300, XI-AC867
To: FCC 47 CFR Part 15.247 & IC RSS-210
Serial #: XIRR04-U3 Rev A
Issue Date: 29th April 2014
Page: 474 of 572



POWER SPECTRAL DENSITY - AVERAGE

Variant: 802.11a, Channel: 5745.00 MHz, Chain a, Temp: Ambient, Voltage: 55 Vdc



Analyser Setup	Marker : Frequency : Amplitude	Test Results
Detector = AVERAGE Sweep Count = 0 RF Atten (dB) = 20 Trace Mode = VIEW	M1 : 5745.631 MHz : -17.386 dBm	Limit: ≤ 4.990 dBm

[Back to the Matrix](#)

This test report may be reproduced in full only. The document may only be updated by MiCOM Labs personnel. Any changes will be noted in the Document History section of the report.

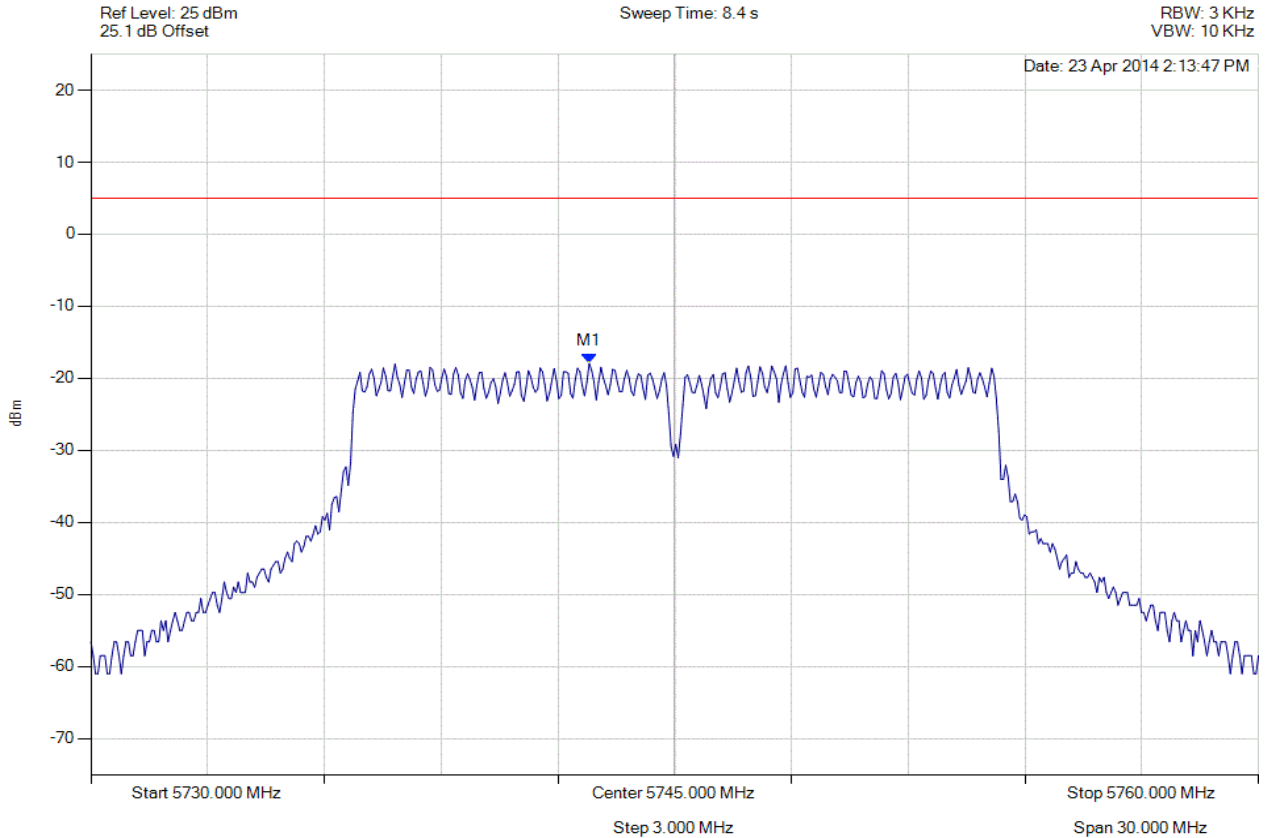


Title: Xirrus Inc. XI-AC1300, XI-AC867
To: FCC 47 CFR Part 15.247 & IC RSS-210
Serial #: XIRR04-U3 Rev A
Issue Date: 29th April 2014
Page: 475 of 572



POWER SPECTRAL DENSITY - AVERAGE

Variant: 802.11a, Channel: 5745.00 MHz, Chain b, Temp: Ambient, Voltage: 55 Vdc



Analyser Setup	Marker : Frequency : Amplitude	Test Results
Detector = AVERAGE Sweep Count = 0 RF Atten (dB) = 20 Trace Mode = VIEW	M1 : 5742.806 MHz : -17.936 dBm	Limit: ≤ 4.990 dBm

[Back to the Matrix](#)

This test report may be reproduced in full only. The document may only be updated by MiCOM Labs personnel. Any changes will be noted in the Document History section of the report.

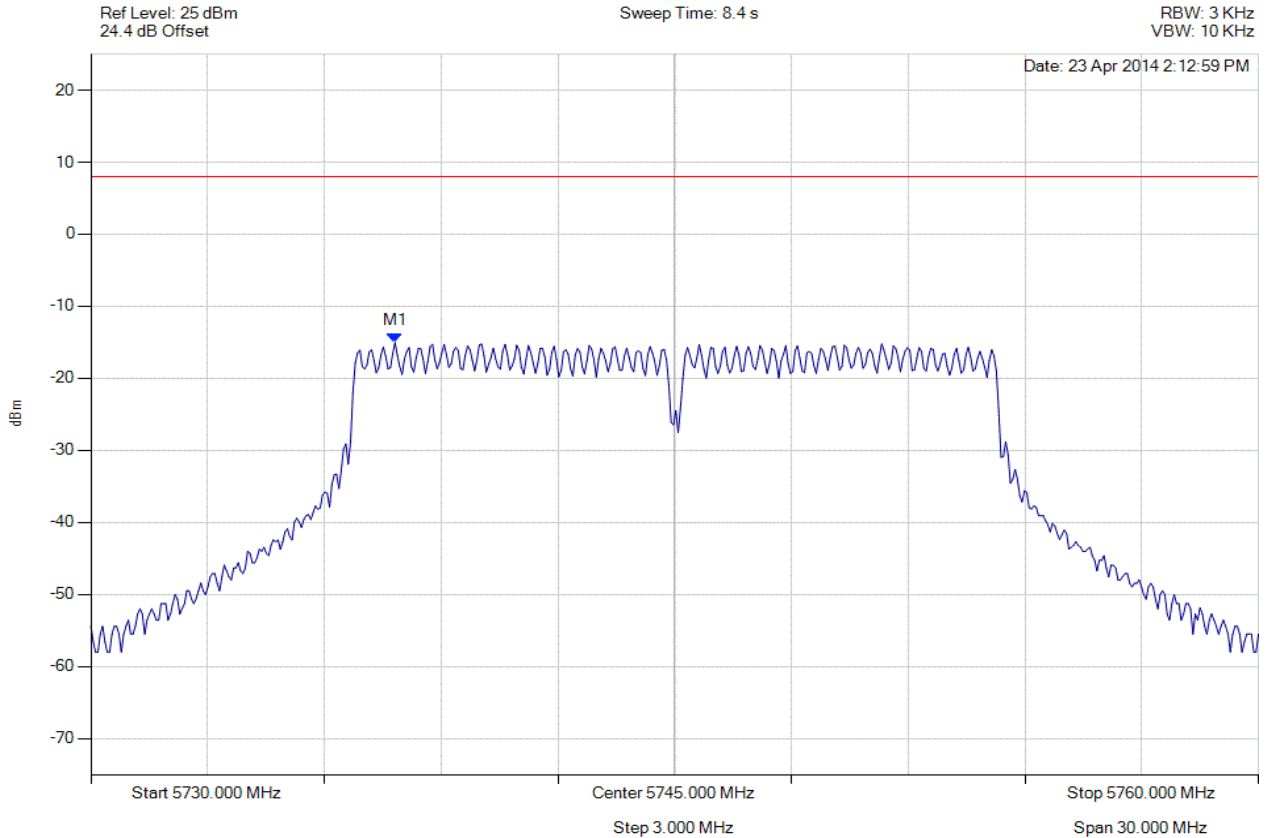


Title: Xirrus Inc. XI-AC1300, XI-AC867
To: FCC 47 CFR Part 15.247 & IC RSS-210
Serial #: XIRR04-U3 Rev A
Issue Date: 29th April 2014
Page: 476 of 572



POWER SPECTRAL DENSITY - AVERAGE

Variant: 802.11a, Channel: 5745.00 MHz, SUM, Temp: Ambient, Voltage: 55 Vdc



Analyser Setup	Marker : Frequency : Amplitude	Test Results
Detector = AVERAGE Sweep Count = 0 RF Atten (dB) = 20 Trace Mode = VIEW	M1 : 5737.800 MHz : -15.028 dBm M1 + DCCF : 5737.800 MHz : -14.940 dBm Duty Cycle Correction Factor : +0.09 dB	Limit: ≤ 8.0 dBm Margin: -23.0 dB

[Back to the Matrix](#)

This test report may be reproduced in full only. The document may only be updated by MiCOM Labs personnel. Any changes will be noted in the Document History section of the report.

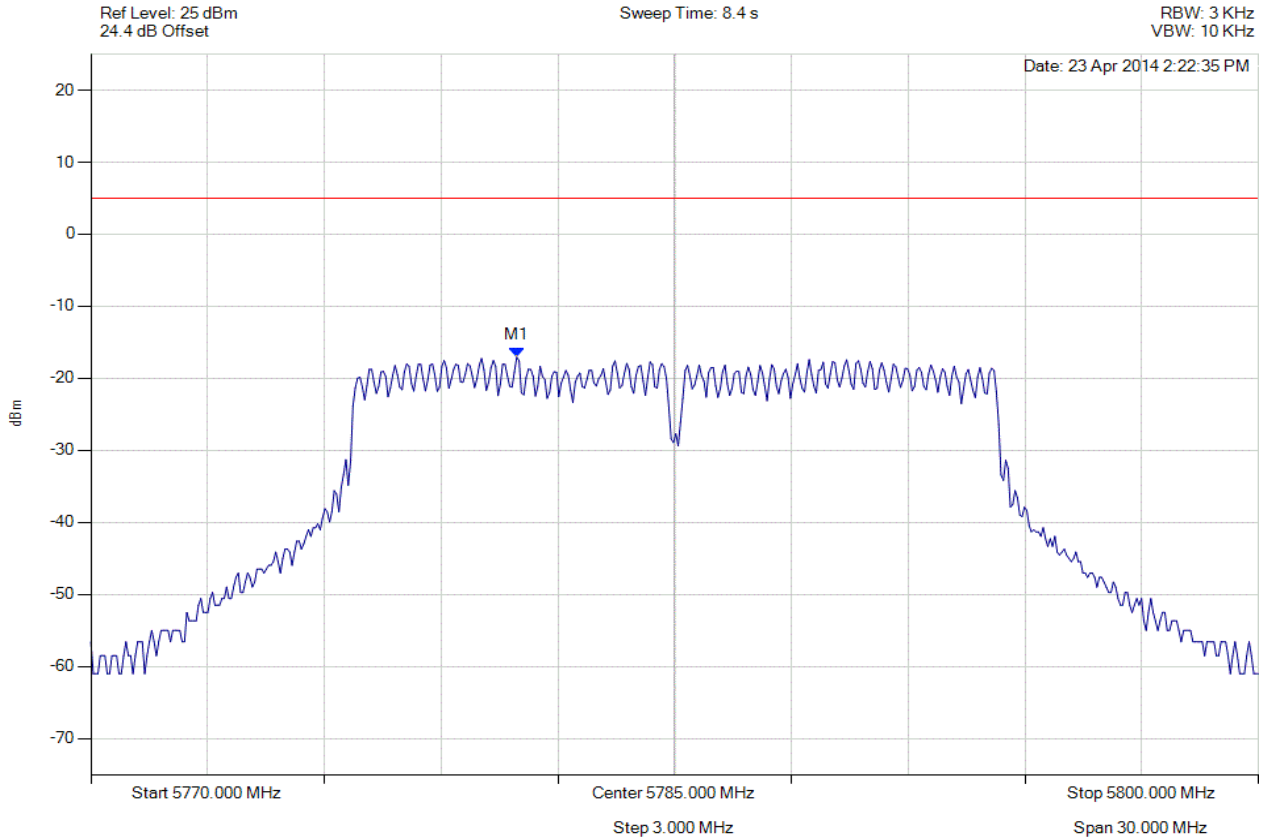


Title: Xirrus Inc. XI-AC1300, XI-AC867
To: FCC 47 CFR Part 15.247 & IC RSS-210
Serial #: XIRR04-U3 Rev A
Issue Date: 29th April 2014
Page: 477 of 572



POWER SPECTRAL DENSITY - AVERAGE

Variant: 802.11a, Channel: 5785.00 MHz, Chain a, Temp: Ambient, Voltage: 55 Vdc



Analyser Setup	Marker : Frequency : Amplitude	Test Results
Detector = AVERAGE Sweep Count = 0 RF Atten (dB) = 20 Trace Mode = VIEW	M1 : 5780.942 MHz : -17.050 dBm	Limit: ≤ 4.990 dBm

[Back to the Matrix](#)

This test report may be reproduced in full only. The document may only be updated by MiCOM Labs personnel. Any changes will be noted in the Document History section of the report.

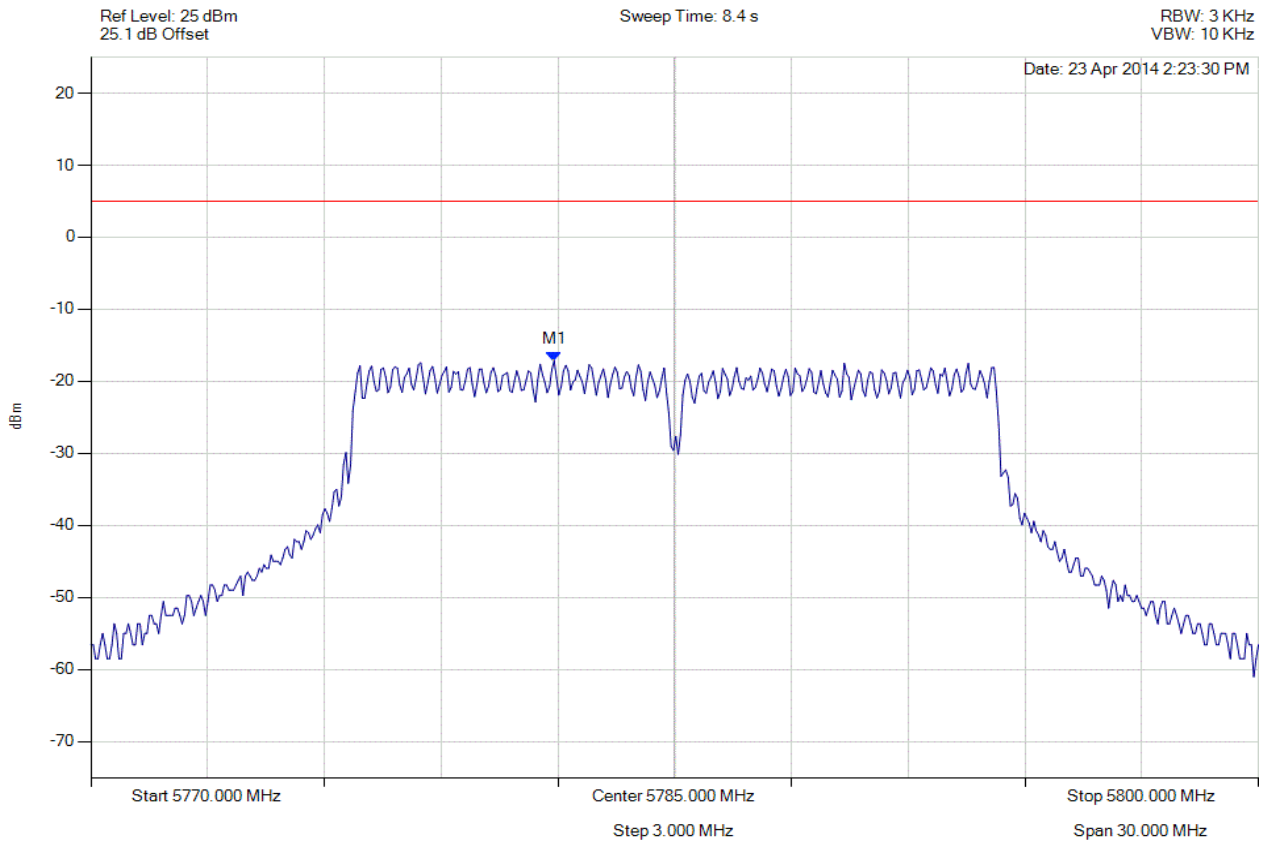


Title: Xirrus Inc. XI-AC1300, XI-AC867
To: FCC 47 CFR Part 15.247 & IC RSS-210
Serial #: XIRR04-U3 Rev A
Issue Date: 29th April 2014
Page: 478 of 572



POWER SPECTRAL DENSITY - AVERAGE

Variant: 802.11a, Channel: 5785.00 MHz, Chain b, Temp: Ambient, Voltage: 55 Vdc



Analyser Setup	Marker : Frequency : Amplitude	Test Results
Detector = AVERAGE Sweep Count = 0 RF Atten (dB) = 20 Trace Mode = VIEW	M1 : 5781.904 MHz : -17.160 dBm	Limit: ≤ 4.990 dBm

[Back to the Matrix](#)

This test report may be reproduced in full only. The document may only be updated by MiCOM Labs personnel. Any changes will be noted in the Document History section of the report.

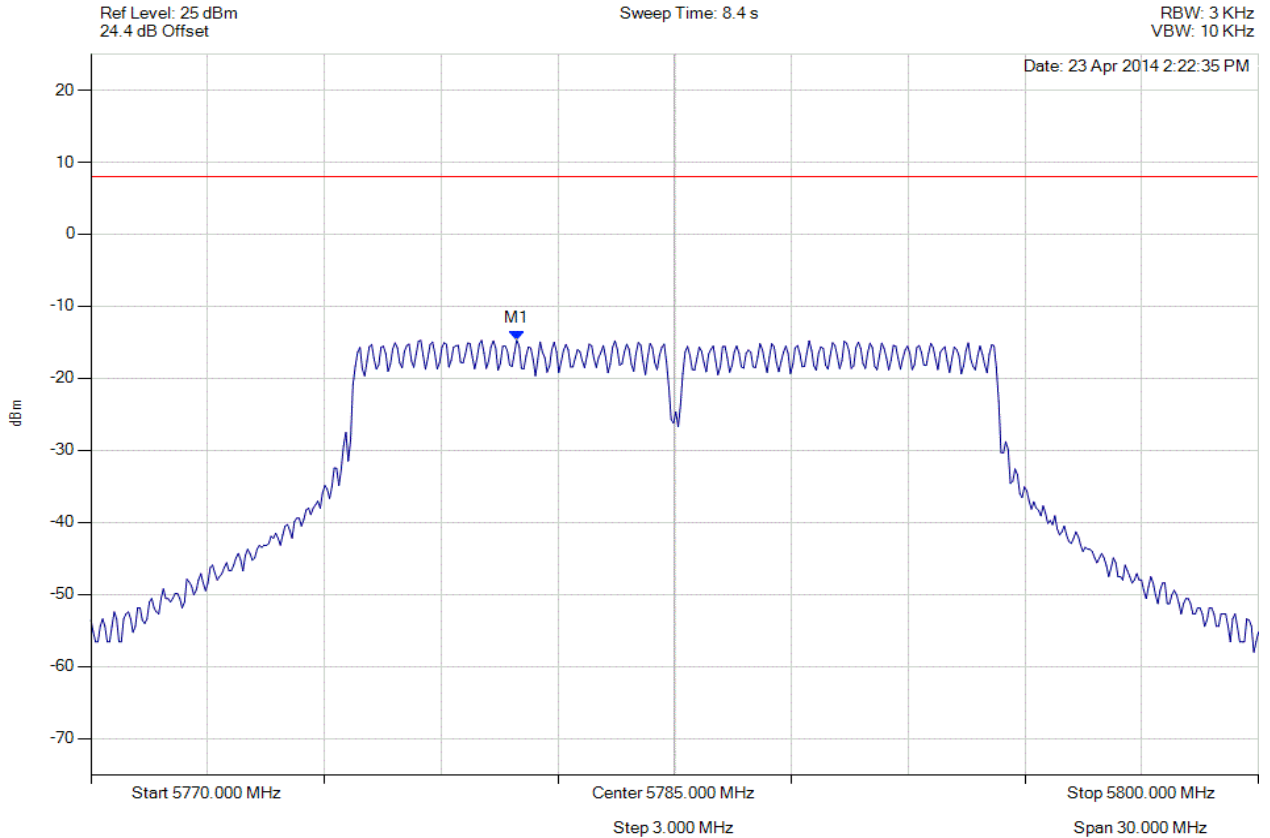


Title: Xirrus Inc. XI-AC1300, XI-AC867
To: FCC 47 CFR Part 15.247 & IC RSS-210
Serial #: XIRR04-U3 Rev A
Issue Date: 29th April 2014
Page: 479 of 572



POWER SPECTRAL DENSITY - AVERAGE

Variant: 802.11a, Channel: 5785.00 MHz, SUM, Temp: Ambient, Voltage: 55 Vdc



Analyser Setup	Marker : Frequency : Amplitude	Test Results
Detector = AVERAGE Sweep Count = 0 RF Atten (dB) = 20 Trace Mode = VIEW	M1 : 5780.900 MHz : -14.723 dBm M1 + DCCF : 5780.900 MHz : -14.635 dBm Duty Cycle Correction Factor : +0.09 dB	Limit: ≤ 8.0 dBm Margin: -22.6 dB

[Back to the Matrix](#)

This test report may be reproduced in full only. The document may only be updated by MiCOM Labs personnel. Any changes will be noted in the Document History section of the report.

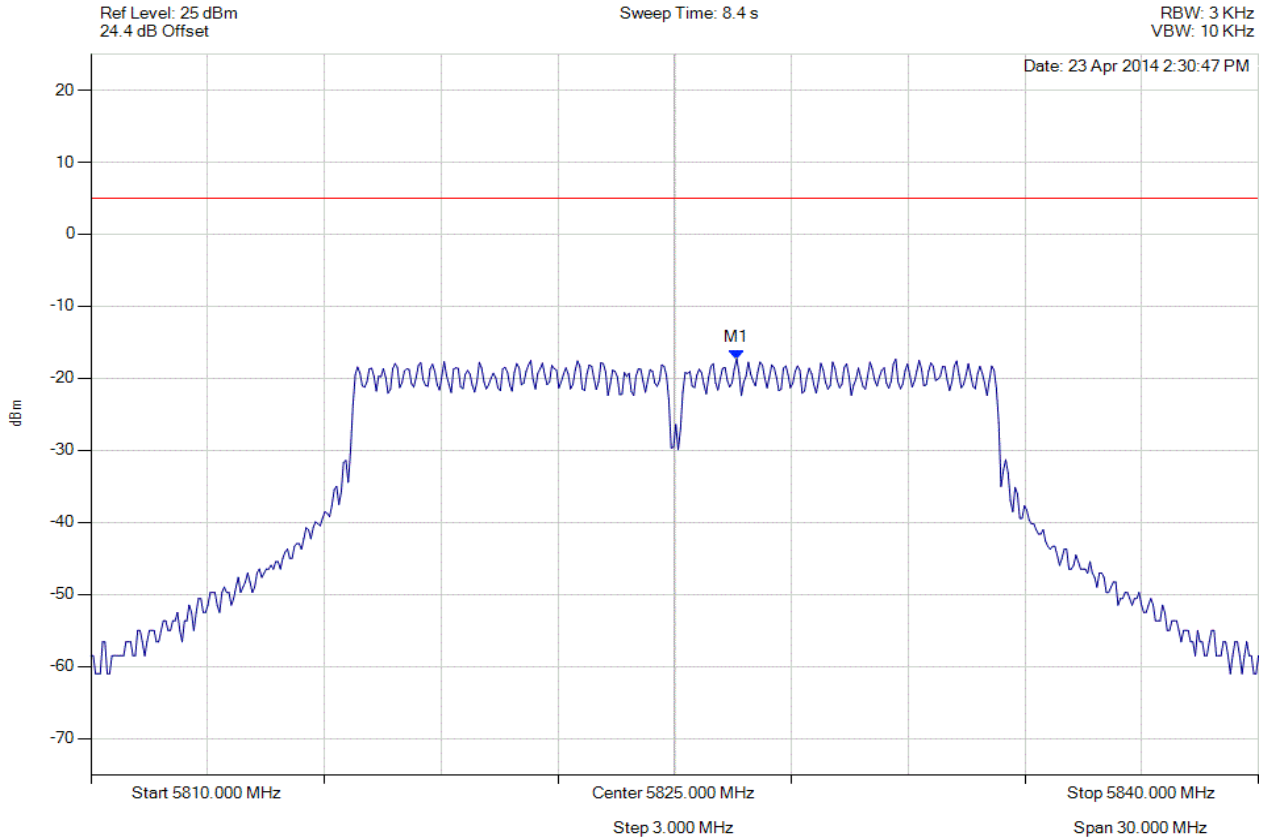


Title: Xirrus Inc. XI-AC1300, XI-AC867
To: FCC 47 CFR Part 15.247 & IC RSS-210
Serial #: XIRR04-U3 Rev A
Issue Date: 29th April 2014
Page: 480 of 572



POWER SPECTRAL DENSITY - AVERAGE

Variant: 802.11a, Channel: 5825.00 MHz, Chain a, Temp: Ambient, Voltage: 55 Vdc



Analyser Setup	Marker : Frequency : Amplitude	Test Results
Detector = AVERAGE Sweep Count = 0 RF Atten (dB) = 20 Trace Mode = VIEW	M1 : 5826.593 MHz : -17.310 dBm	Limit: ≤ 4.990 dBm

[Back to the Matrix](#)

This test report may be reproduced in full only. The document may only be updated by MiCOM Labs personnel. Any changes will be noted in the Document History section of the report.

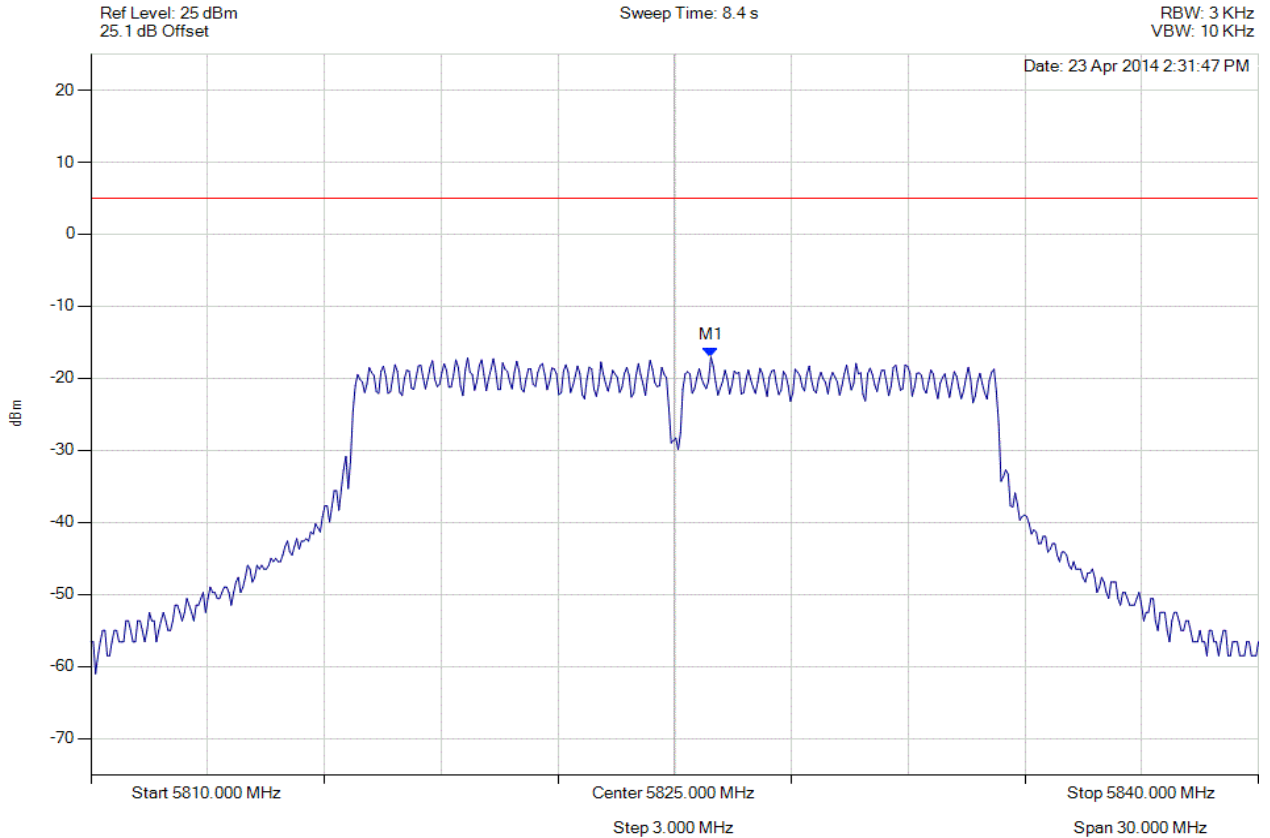


Title: Xirrus Inc. XI-AC1300, XI-AC867
To: FCC 47 CFR Part 15.247 & IC RSS-210
Serial #: XIRR04-U3 Rev A
Issue Date: 29th April 2014
Page: 481 of 572



POWER SPECTRAL DENSITY - AVERAGE

Variant: 802.11a, Channel: 5825.00 MHz, Chain b, Temp: Ambient, Voltage: 55 Vdc



Analyser Setup	Marker : Frequency : Amplitude	Test Results
Detector = AVERAGE Sweep Count = 0 RF Atten (dB) = 20 Trace Mode = VIEW	M1 : 5825.932 MHz : -17.050 dBm	Limit: ≤ 4.990 dBm

[Back to the Matrix](#)

This test report may be reproduced in full only. The document may only be updated by MiCOM Labs personnel. Any changes will be noted in the Document History section of the report.

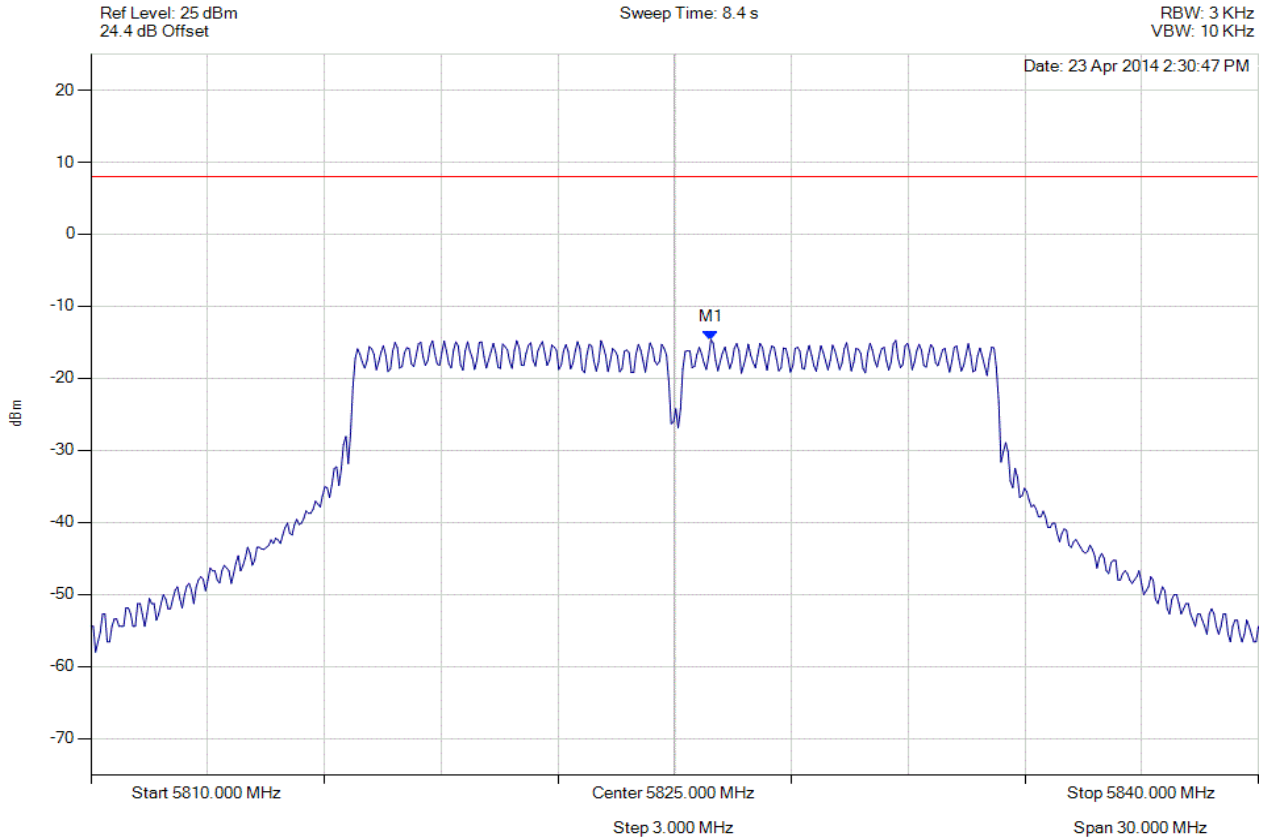


Title: Xirrus Inc. XI-AC1300, XI-AC867
To: FCC 47 CFR Part 15.247 & IC RSS-210
Serial #: XIRR04-U3 Rev A
Issue Date: 29th April 2014
Page: 482 of 572



POWER SPECTRAL DENSITY - AVERAGE

Variant: 802.11a, Channel: 5825.00 MHz, SUM, Temp: Ambient, Voltage: 55 Vdc



Analyser Setup	Marker : Frequency : Amplitude	Test Results
Detector = AVERAGE Sweep Count = 0 RF Atten (dB) = 20 Trace Mode = VIEW	M1 : 5825.900 MHz : -14.624 dBm M1 + DCCF : 5825.900 MHz : -14.536 dBm Duty Cycle Correction Factor : +0.09 dB	Limit: ≤ 8.0 dBm Margin: -22.5 dB

[Back to the Matrix](#)

This test report may be reproduced in full only. The document may only be updated by MiCOM Labs personnel. Any changes will be noted in the Document History section of the report.

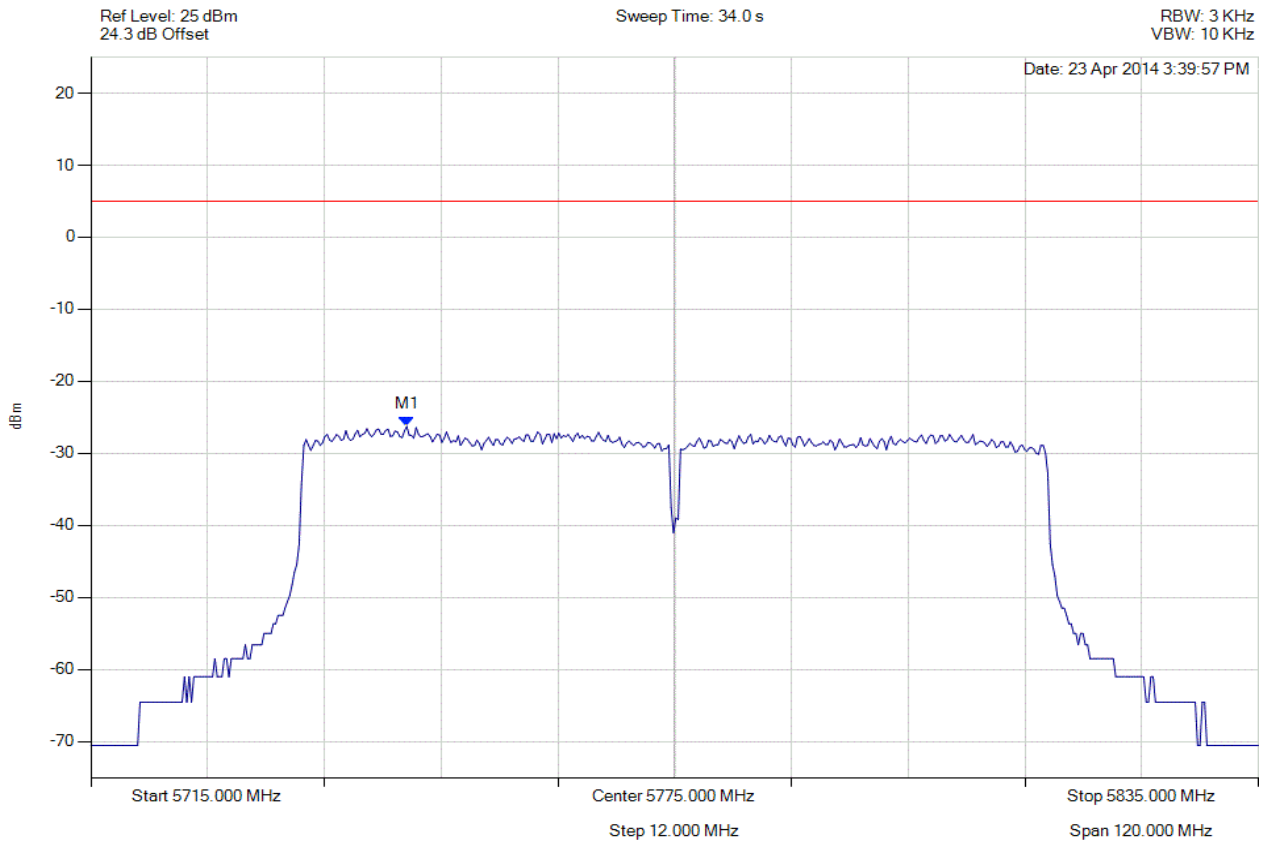


Title: Xirrus Inc. XI-AC1300, XI-AC867
To: FCC 47 CFR Part 15.247 & IC RSS-210
Serial #: XIRR04-U3 Rev A
Issue Date: 29th April 2014
Page: 483 of 572



POWER SPECTRAL DENSITY - AVERAGE

Variant: 802.11ac-80, Channel: 5775.00 MHz, Chain a, Temp: Ambient, Voltage: 55 Vdc



Analyser Setup	Marker : Frequency : Amplitude	Test Results
Detector = AVERAGE Sweep Count = 0 RF Atten (dB) = 20 Trace Mode = VIEW	M1 : 5747.465 MHz : -26.268 dBm	Limit: ≤ 4.990 dBm

[Back to the Matrix](#)

This test report may be reproduced in full only. The document may only be updated by MiCOM Labs personnel. Any changes will be noted in the Document History section of the report.

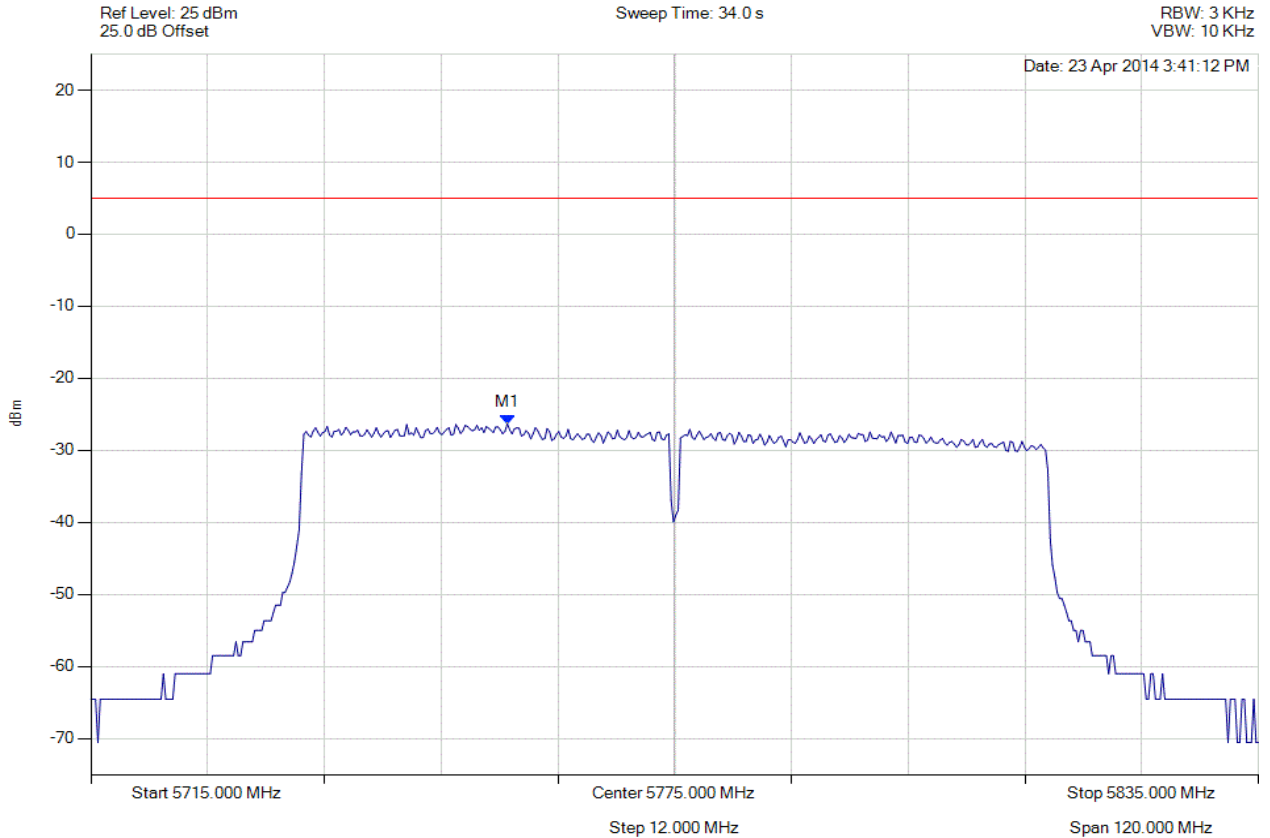


Title: Xirrus Inc. XI-AC1300, XI-AC867
To: FCC 47 CFR Part 15.247 & IC RSS-210
Serial #: XIRR04-U3 Rev A
Issue Date: 29th April 2014
Page: 484 of 572



POWER SPECTRAL DENSITY - AVERAGE

Variant: 802.11ac-80, Channel: 5775.00 MHz, Chain b, Temp: Ambient, Voltage: 55 Vdc



Analyser Setup	Marker : Frequency : Amplitude	Test Results
Detector = AVERAGE Sweep Count = 0 RF Atten (dB) = 20 Trace Mode = VIEW	M1 : 5757.806 MHz : -26.322 dBm	Limit: \leq 4.990 dBm

[Back to the Matrix](#)

This test report may be reproduced in full only. The document may only be updated by MiCOM Labs personnel. Any changes will be noted in the Document History section of the report.

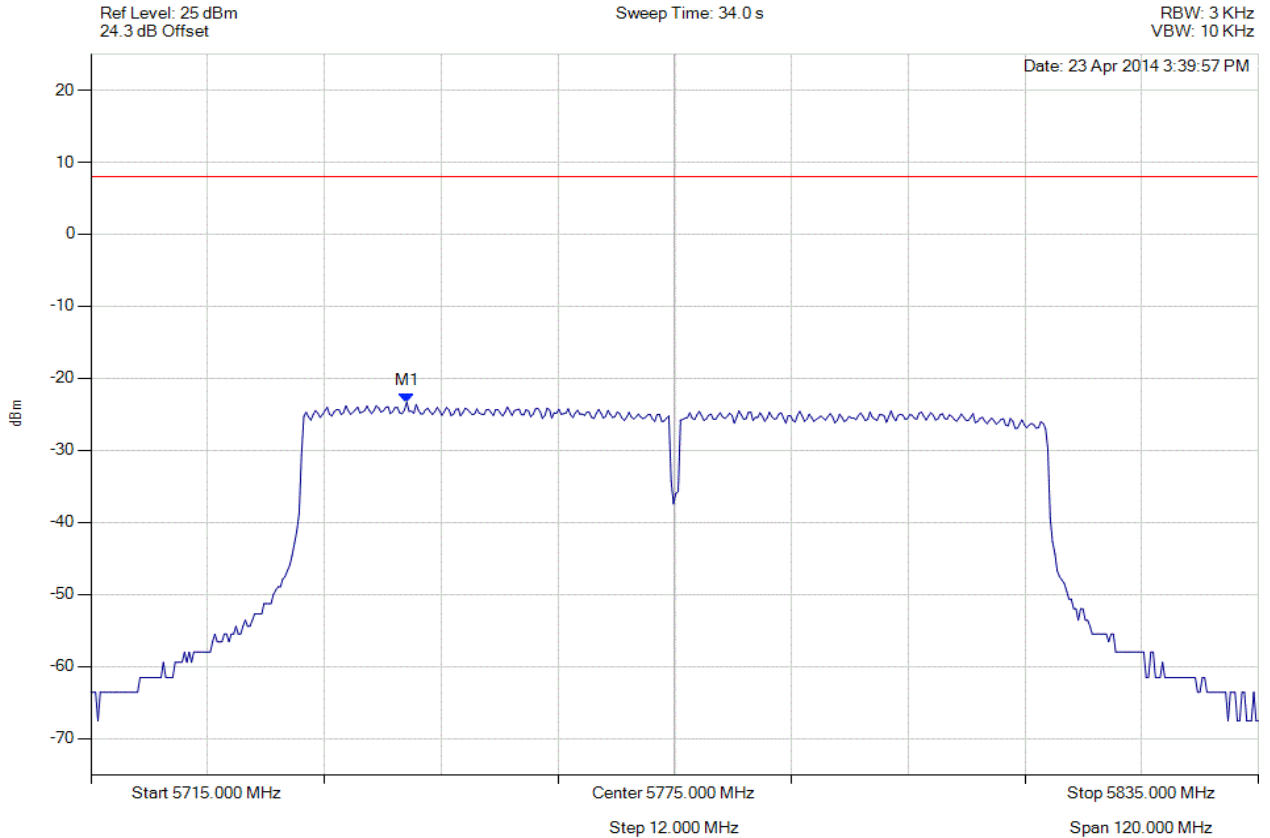


Title: Xirrus Inc. XI-AC1300, XI-AC867
To: FCC 47 CFR Part 15.247 & IC RSS-210
Serial #: XIRR04-U3 Rev A
Issue Date: 29th April 2014
Page: 485 of 572



POWER SPECTRAL DENSITY - AVERAGE

Variant: 802.11ac-80, Channel: 5775.00 MHz, SUM, Temp: Ambient, Voltage: 55 Vdc



Analyser Setup	Marker : Frequency : Amplitude	Test Results
Detector = AVERAGE Sweep Count = 0 RF Atten (dB) = 20 Trace Mode = VIEW	M1 : 5747.500 MHz : -23.338 dBm M1 + DCCF : 5747.500 MHz : -23.250 dBm Duty Cycle Correction Factor : +0.09 dB	Limit: ≤ 8.0 dBm Margin: -31.3 dB

[Back to the Matrix](#)

This test report may be reproduced in full only. The document may only be updated by MiCOM Labs personnel. Any changes will be noted in the Document History section of the report.

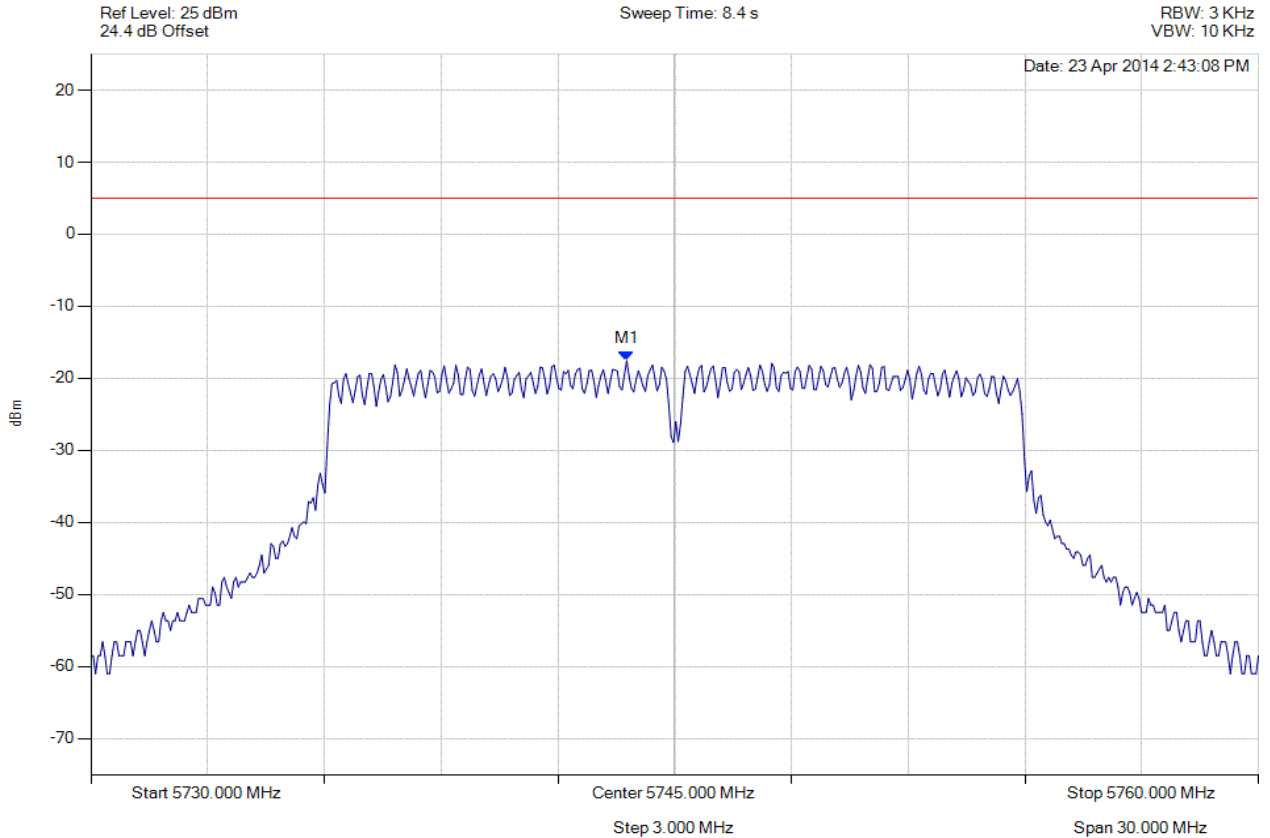


Title: Xirrus Inc. XI-AC1300, XI-AC867
To: FCC 47 CFR Part 15.247 & IC RSS-210
Serial #: XIRR04-U3 Rev A
Issue Date: 29th April 2014
Page: 486 of 572



POWER SPECTRAL DENSITY - AVERAGE

Variant: 802.11n HT-20, Channel: 5745.00 MHz, Chain a, Temp: Ambient, Voltage: 55 Vdc



Analyser Setup	Marker : Frequency : Amplitude	Test Results
Detector = AVERAGE Sweep Count = 0 RF Atten (dB) = 20 Trace Mode = VIEW	M1 : 5743.768 MHz : -17.579 dBm	Limit: \leq 4.990 dBm

[Back to the Matrix](#)

This test report may be reproduced in full only. The document may only be updated by MiCOM Labs personnel. Any changes will be noted in the Document History section of the report.

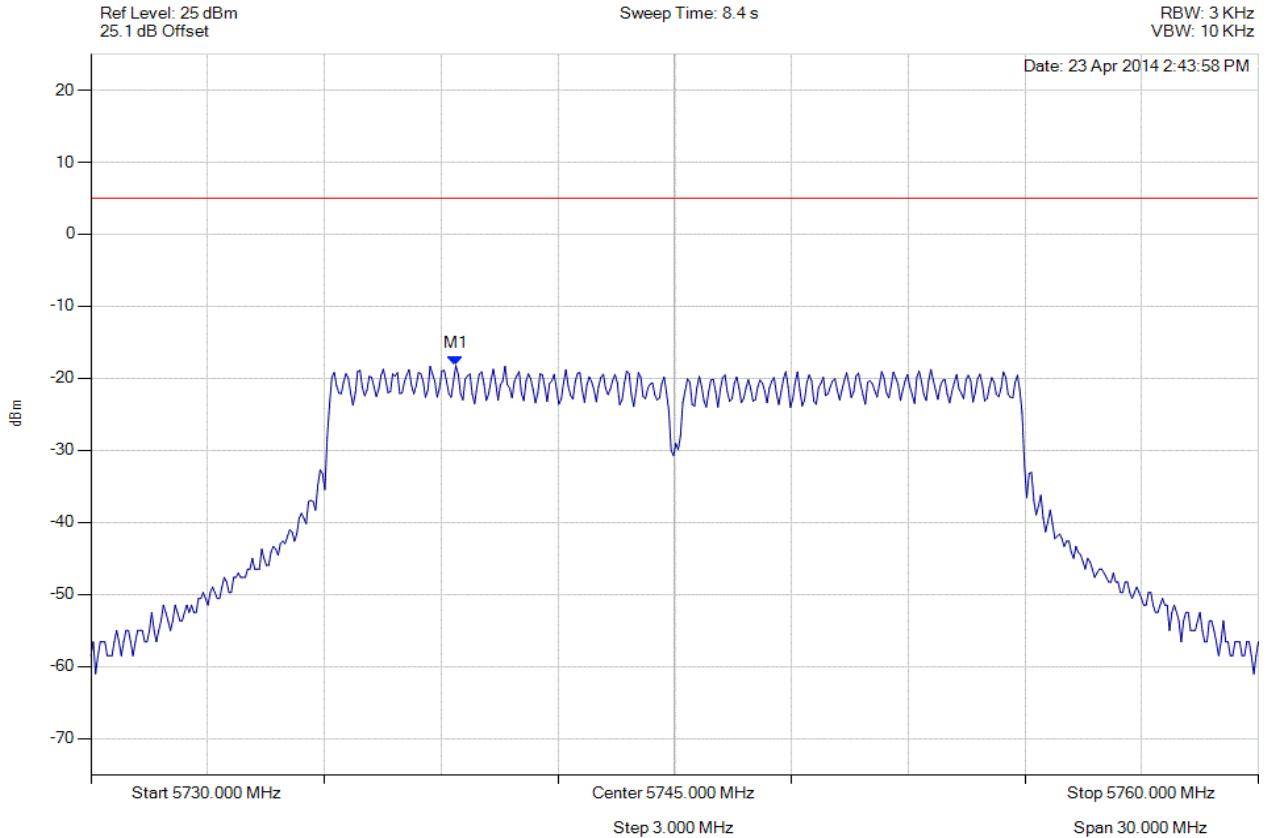


Title: Xirrus Inc. XI-AC1300, XI-AC867
To: FCC 47 CFR Part 15.247 & IC RSS-210
Serial #: XIRR04-U3 Rev A
Issue Date: 29th April 2014
Page: 487 of 572



POWER SPECTRAL DENSITY - AVERAGE

Variant: 802.11n HT-20, Channel: 5745.00 MHz, Chain b, Temp: Ambient, Voltage: 55 Vdc



Analyser Setup	Marker : Frequency : Amplitude	Test Results
Detector = AVERAGE Sweep Count = 0 RF Atten (dB) = 20 Trace Mode = VIEW	M1 : 5739.379 MHz : -18.246 dBm	Limit: ≤ 4.990 dBm

[Back to the Matrix](#)

This test report may be reproduced in full only. The document may only be updated by MiCOM Labs personnel. Any changes will be noted in the Document History section of the report.

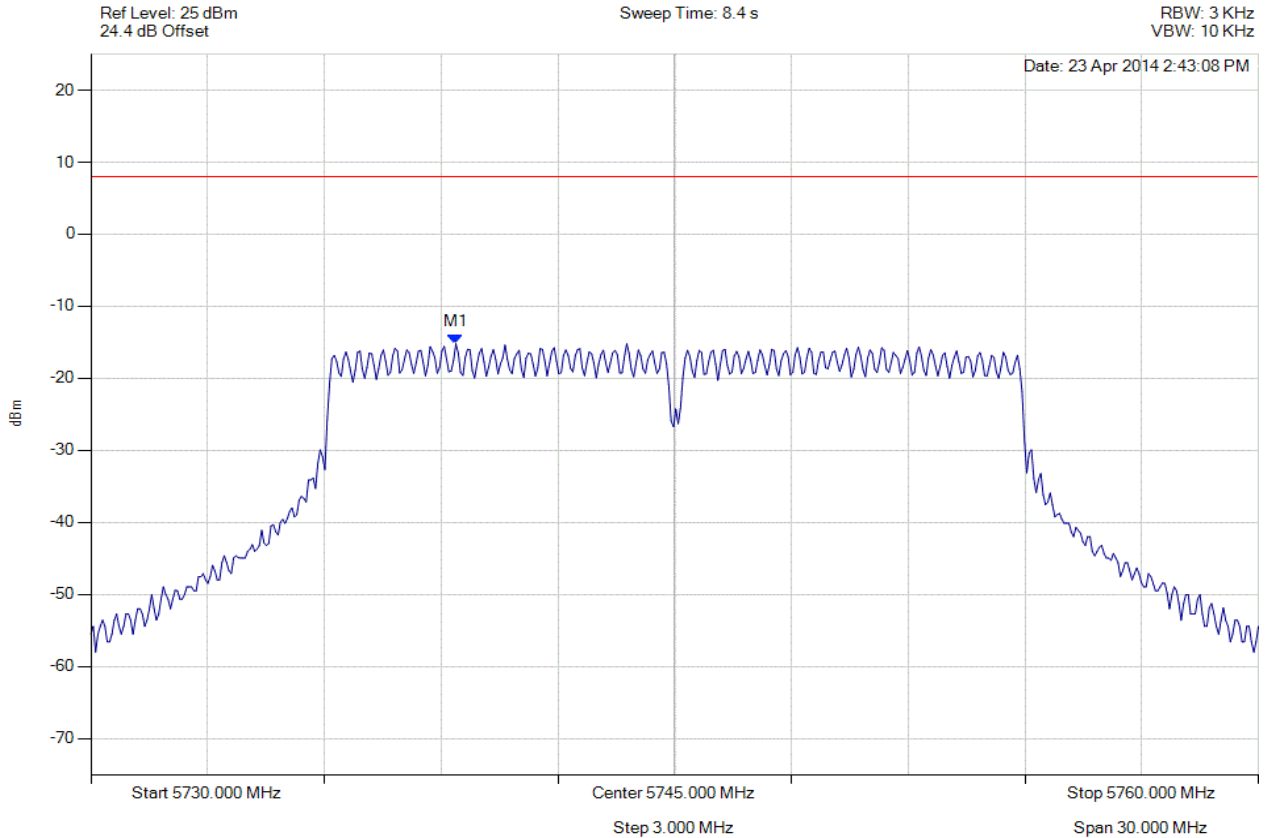


Title: Xirrus Inc. XI-AC1300, XI-AC867
To: FCC 47 CFR Part 15.247 & IC RSS-210
Serial #: XIRR04-U3 Rev A
Issue Date: 29th April 2014
Page: 488 of 572



POWER SPECTRAL DENSITY - AVERAGE

Variant: 802.11n HT-20, Channel: 5745.00 MHz, SUM, Temp: Ambient, Voltage: 55 Vdc



Analyser Setup	Marker : Frequency : Amplitude	Test Results
Detector = AVERAGE Sweep Count = 0 RF Atten (dB) = 20 Trace Mode = VIEW	M1 : 5739.400 MHz : -15.215 dBm M1 + DCCF : 5739.400 MHz : -15.127 dBm Duty Cycle Correction Factor : +0.09 dB	Limit: ≤ 8.0 dBm Margin: -23.1 dB

[Back to the Matrix](#)

This test report may be reproduced in full only. The document may only be updated by MiCOM Labs personnel. Any changes will be noted in the Document History section of the report.

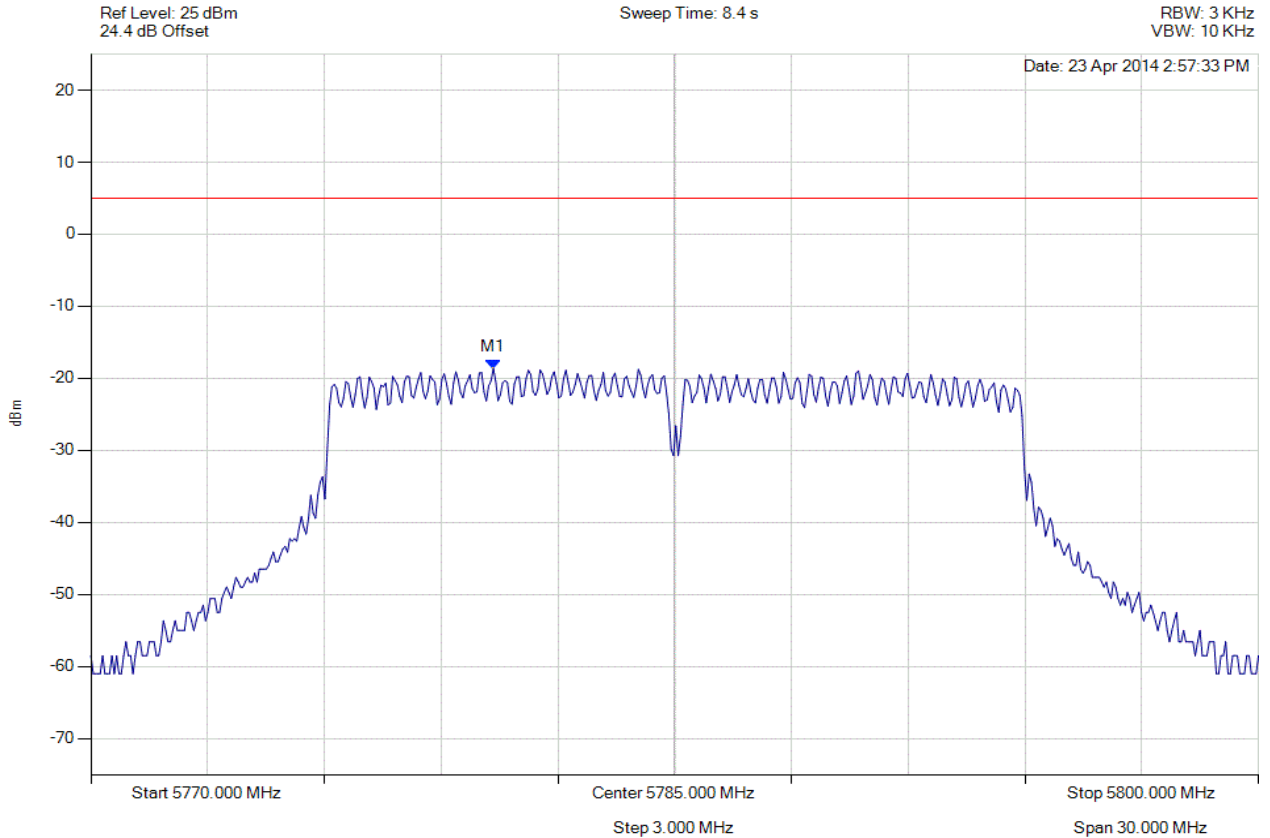


Title: Xirrus Inc. XI-AC1300, XI-AC867
To: FCC 47 CFR Part 15.247 & IC RSS-210
Serial #: XIRR04-U3 Rev A
Issue Date: 29th April 2014
Page: 489 of 572



POWER SPECTRAL DENSITY - AVERAGE

Variant: 802.11n HT-20, Channel: 5785.00 MHz, Chain a, Temp: Ambient, Voltage: 55 Vdc



Analyser Setup	Marker : Frequency : Amplitude	Test Results
Detector = AVERAGE Sweep Count = 0 RF Atten (dB) = 20 Trace Mode = VIEW	M1 : 5780.341 MHz : -18.655 dBm	Limit: ≤ 4.990 dBm

[Back to the Matrix](#)

This test report may be reproduced in full only. The document may only be updated by MiCOM Labs personnel. Any changes will be noted in the Document History section of the report.

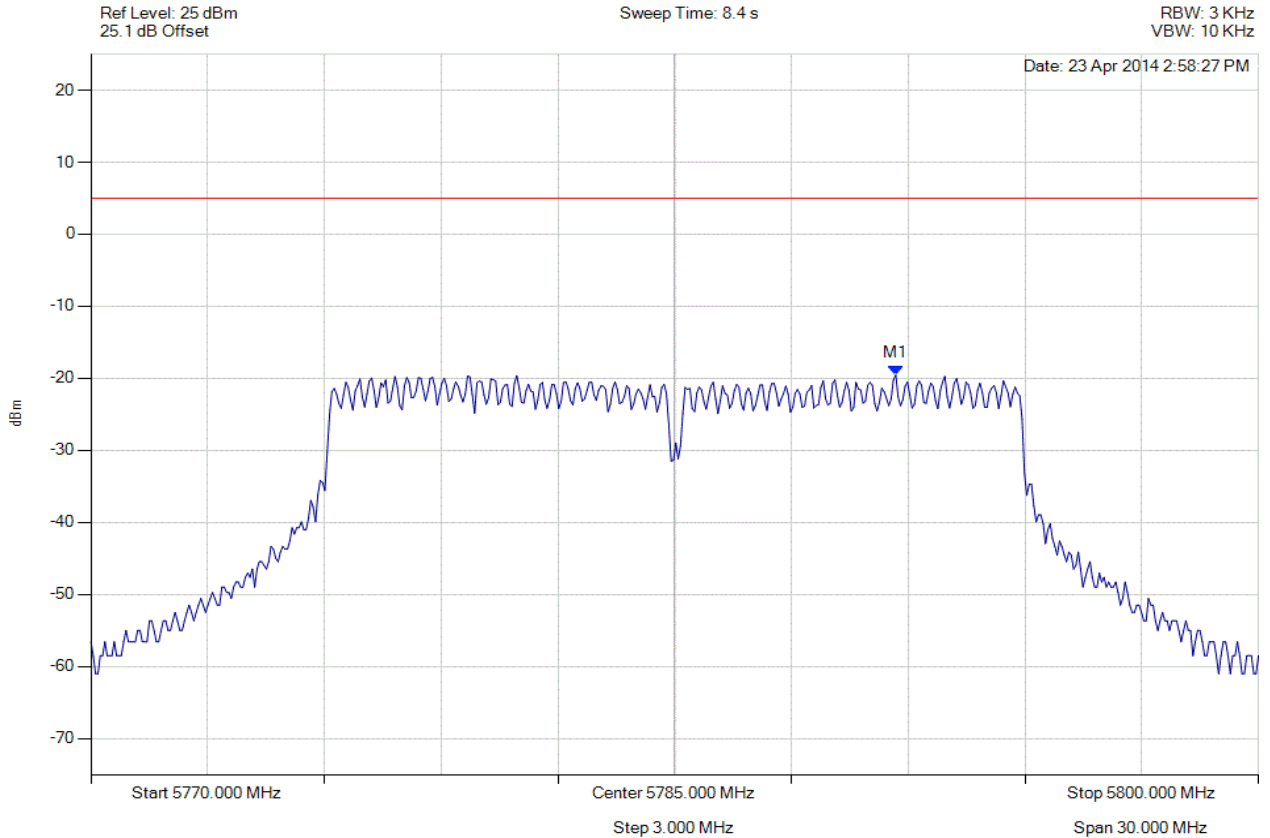


Title: Xirrus Inc. XI-AC1300, XI-AC867
To: FCC 47 CFR Part 15.247 & IC RSS-210
Serial #: XIRR04-U3 Rev A
Issue Date: 29th April 2014
Page: 490 of 572



POWER SPECTRAL DENSITY - AVERAGE

Variant: 802.11n HT-20, Channel: 5785.00 MHz, Chain b, Temp: Ambient, Voltage: 55 Vdc



Analyser Setup	Marker : Frequency : Amplitude	Test Results
Detector = AVERAGE Sweep Count = 0 RF Atten (dB) = 20 Trace Mode = VIEW	M1 : 5790.681 MHz : -19.561 dBm	Limit: \leq 4.990 dBm

[Back to the Matrix](#)

This test report may be reproduced in full only. The document may only be updated by MiCOM Labs personnel. Any changes will be noted in the Document History section of the report.

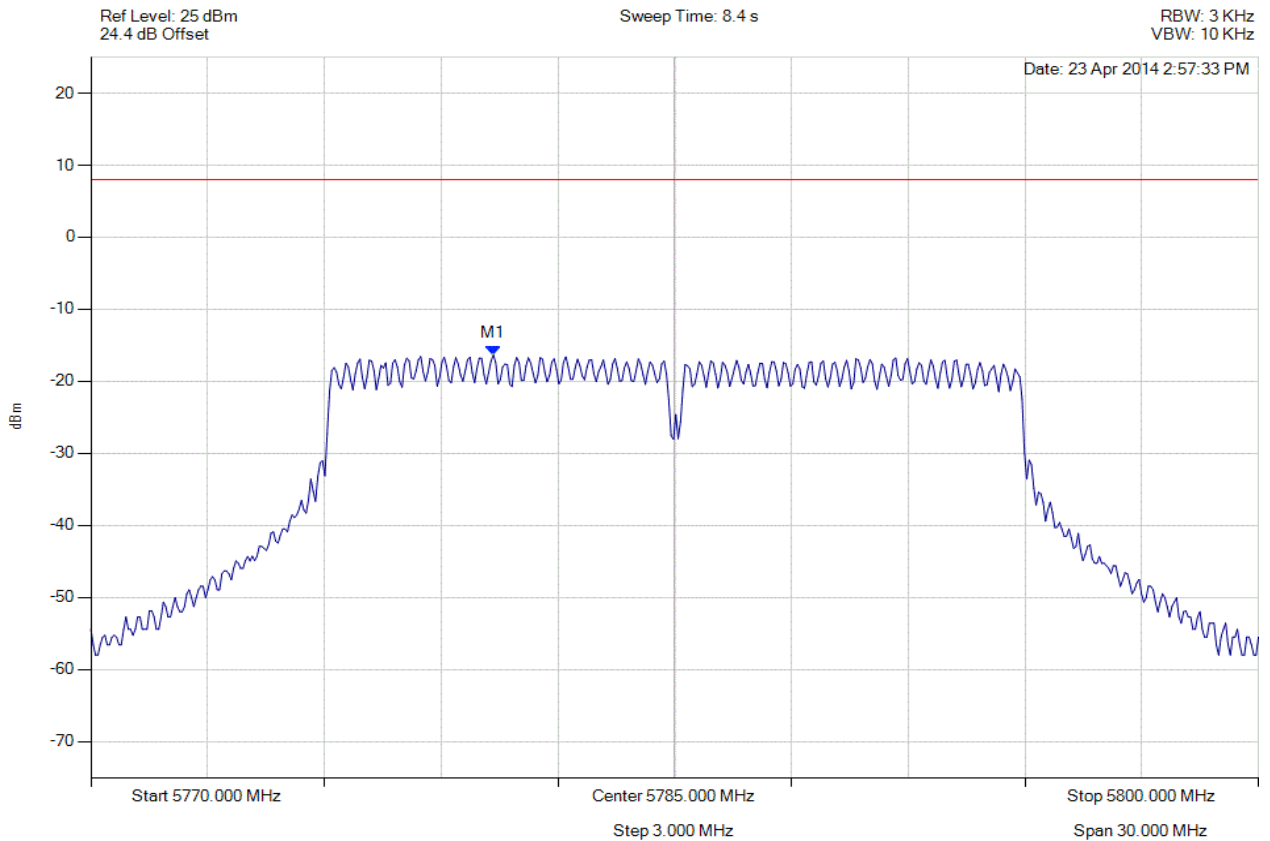


Title: Xirrus Inc. XI-AC1300, XI-AC867
To: FCC 47 CFR Part 15.247 & IC RSS-210
Serial #: XIRR04-U3 Rev A
Issue Date: 29th April 2014
Page: 491 of 572



POWER SPECTRAL DENSITY - AVERAGE

Variant: 802.11n HT-20, Channel: 5785.00 MHz, SUM, Temp: Ambient, Voltage: 55 Vdc



Analyser Setup	Marker : Frequency : Amplitude	Test Results
Detector = AVERAGE Sweep Count = 0 RF Atten (dB) = 20 Trace Mode = VIEW	M1 : 5780.300 MHz : -16.347 dBm M1 + DCCF : 5780.300 MHz : -16.259 dBm Duty Cycle Correction Factor : +0.09 dB	Limit: ≤ 8.0 dBm Margin: -24.3 dB

[Back to the Matrix](#)

This test report may be reproduced in full only. The document may only be updated by MiCOM Labs personnel. Any changes will be noted in the Document History section of the report.

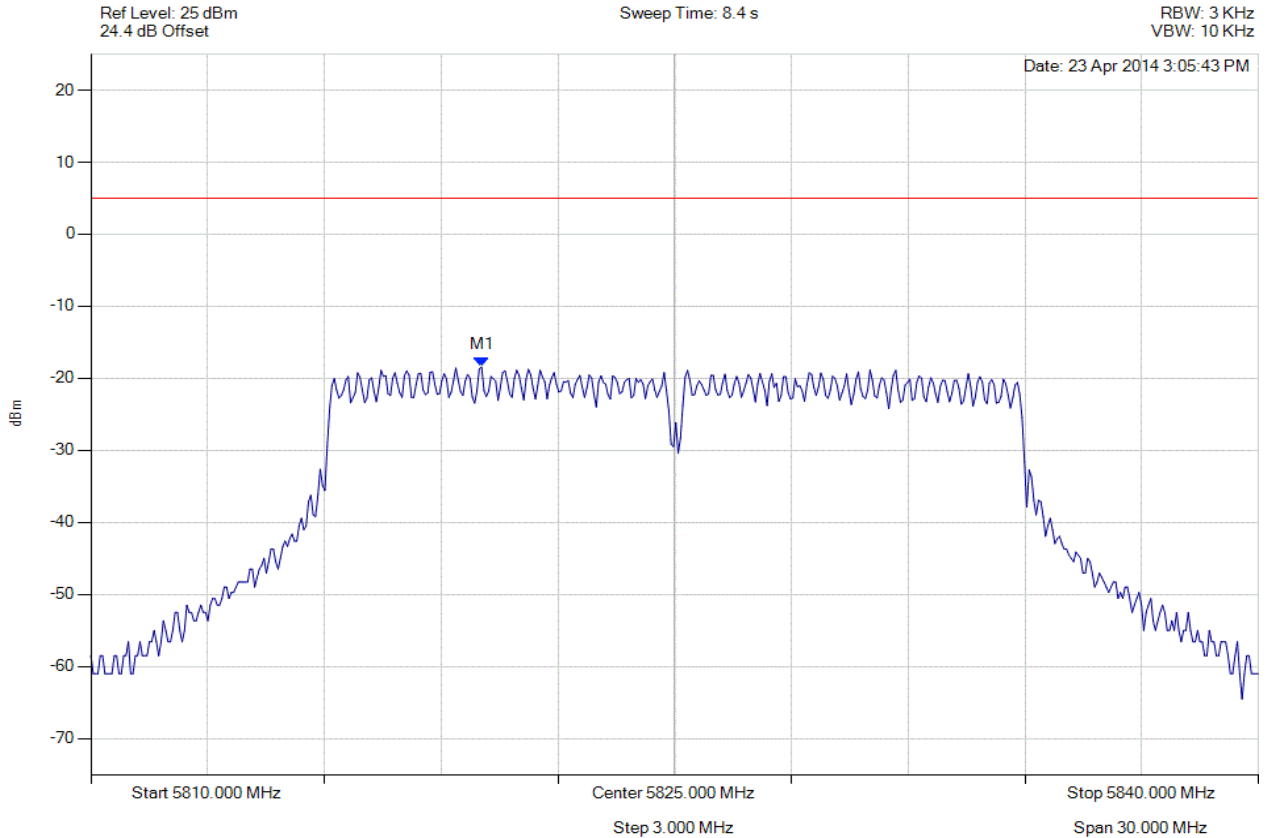


Title: Xirrus Inc. XI-AC1300, XI-AC867
To: FCC 47 CFR Part 15.247 & IC RSS-210
Serial #: XIRR04-U3 Rev A
Issue Date: 29th April 2014
Page: 492 of 572



POWER SPECTRAL DENSITY - AVERAGE

Variant: 802.11n HT-20, Channel: 5825.00 MHz, Chain a, Temp: Ambient, Voltage: 55 Vdc



Analyser Setup	Marker : Frequency : Amplitude	Test Results
Detector = AVERAGE Sweep Count = 0 RF Atten (dB) = 20 Trace Mode = VIEW	M1 : 5820.040 MHz : -18.438 dBm	Limit: ≤ 4.990 dBm

[Back to the Matrix](#)

This test report may be reproduced in full only. The document may only be updated by MiCOM Labs personnel. Any changes will be noted in the Document History section of the report.

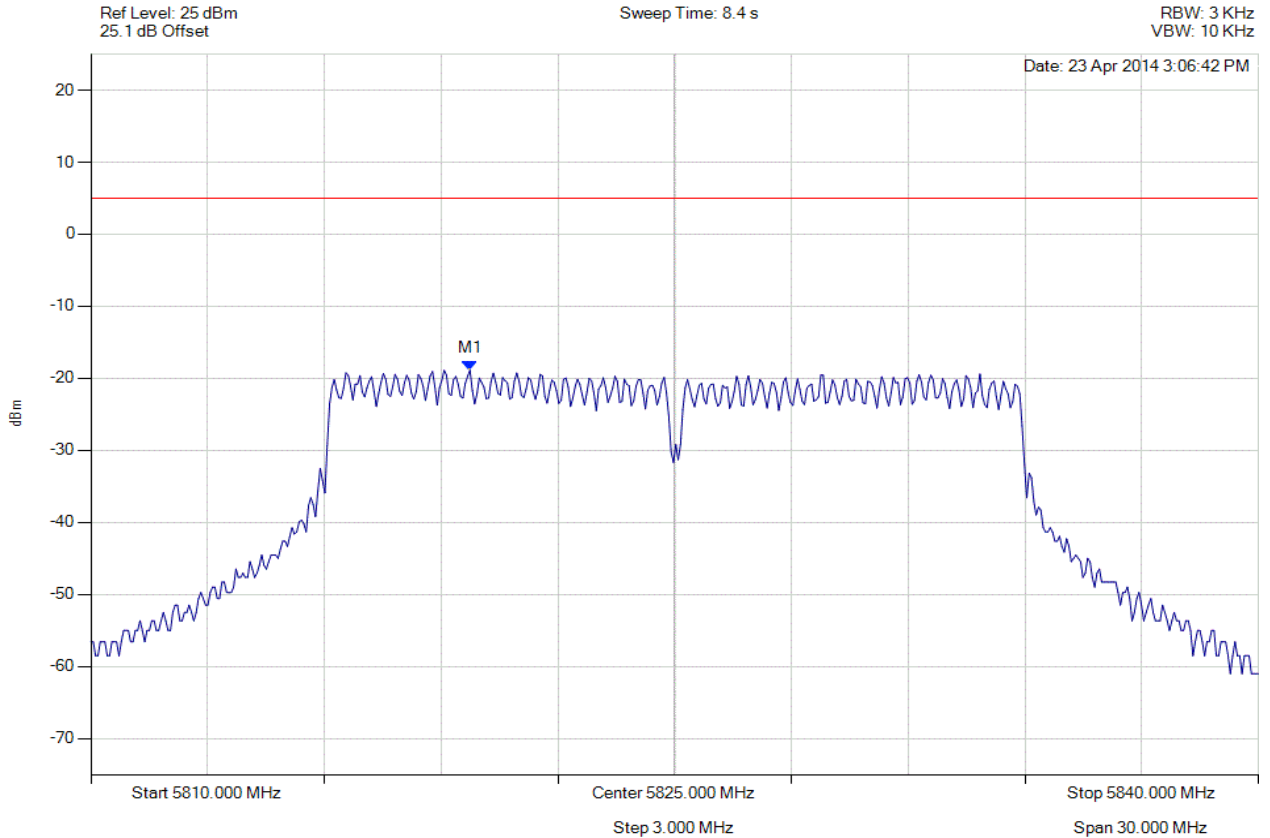


Title: Xirrus Inc. XI-AC1300, XI-AC867
To: FCC 47 CFR Part 15.247 & IC RSS-210
Serial #: XIRR04-U3 Rev A
Issue Date: 29th April 2014
Page: 493 of 572



POWER SPECTRAL DENSITY - AVERAGE

Variant: 802.11n HT-20, Channel: 5825.00 MHz, Chain b, Temp: Ambient, Voltage: 55 Vdc



Analyser Setup	Marker : Frequency : Amplitude	Test Results
Detector = AVERAGE Sweep Count = 0 RF Atten (dB) = 20 Trace Mode = VIEW	M1 : 5819.739 MHz : -18.879 dBm	Limit: \leq 4.990 dBm

[Back to the Matrix](#)

This test report may be reproduced in full only. The document may only be updated by MiCOM Labs personnel. Any changes will be noted in the Document History section of the report.

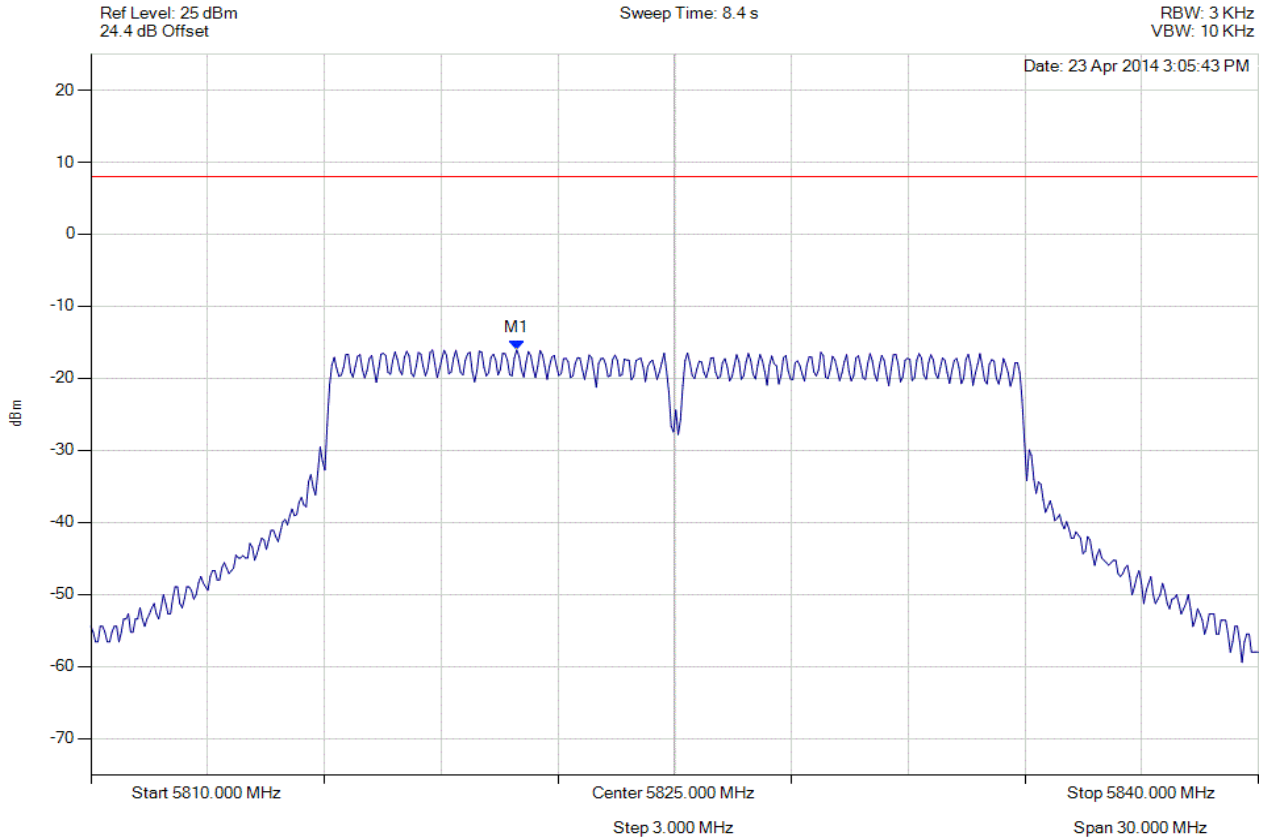


Title: Xirrus Inc. XI-AC1300, XI-AC867
To: FCC 47 CFR Part 15.247 & IC RSS-210
Serial #: XIRR04-U3 Rev A
Issue Date: 29th April 2014
Page: 494 of 572



POWER SPECTRAL DENSITY - AVERAGE

Variant: 802.11n HT-20, Channel: 5825.00 MHz, SUM, Temp: Ambient, Voltage: 55 Vdc



Analyser Setup	Marker : Frequency : Amplitude	Test Results
Detector = AVERAGE Sweep Count = 0 RF Atten (dB) = 20 Trace Mode = VIEW	M1 : 5820.900 MHz : -16.061 dBm M1 + DCCF : 5820.900 MHz : -15.973 dBm Duty Cycle Correction Factor : +0.09 dB	Limit: ≤ 8.0 dBm Margin: -24.0 dB

[Back to the Matrix](#)

This test report may be reproduced in full only. The document may only be updated by MiCOM Labs personnel. Any changes will be noted in the Document History section of the report.

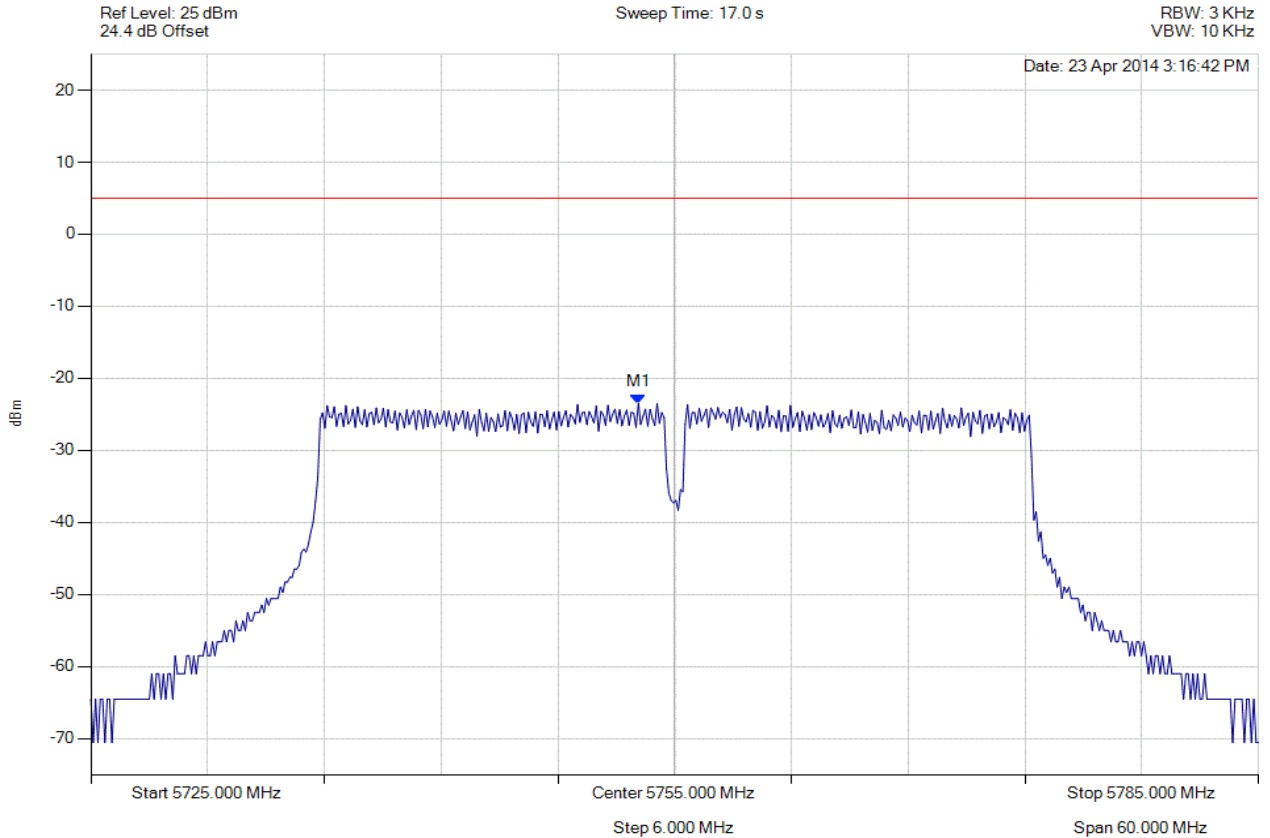


Title: Xirrus Inc. XI-AC1300, XI-AC867
To: FCC 47 CFR Part 15.247 & IC RSS-210
Serial #: XIRR04-U3 Rev A
Issue Date: 29th April 2014
Page: 495 of 572



POWER SPECTRAL DENSITY - AVERAGE

Variant: 802.11n HT-40, Channel: 5755.00 MHz, Chain a, Temp: Ambient, Voltage: 55 Vdc



Analyser Setup	Marker : Frequency : Amplitude	Test Results
Detector = AVERAGE Sweep Count = 0 RF Atten (dB) = 20 Trace Mode = VIEW	M1 : 5753.136 MHz : -23.522 dBm	Limit: ≤ 4.990 dBm

[Back to the Matrix](#)

This test report may be reproduced in full only. The document may only be updated by MiCOM Labs personnel. Any changes will be noted in the Document History section of the report.

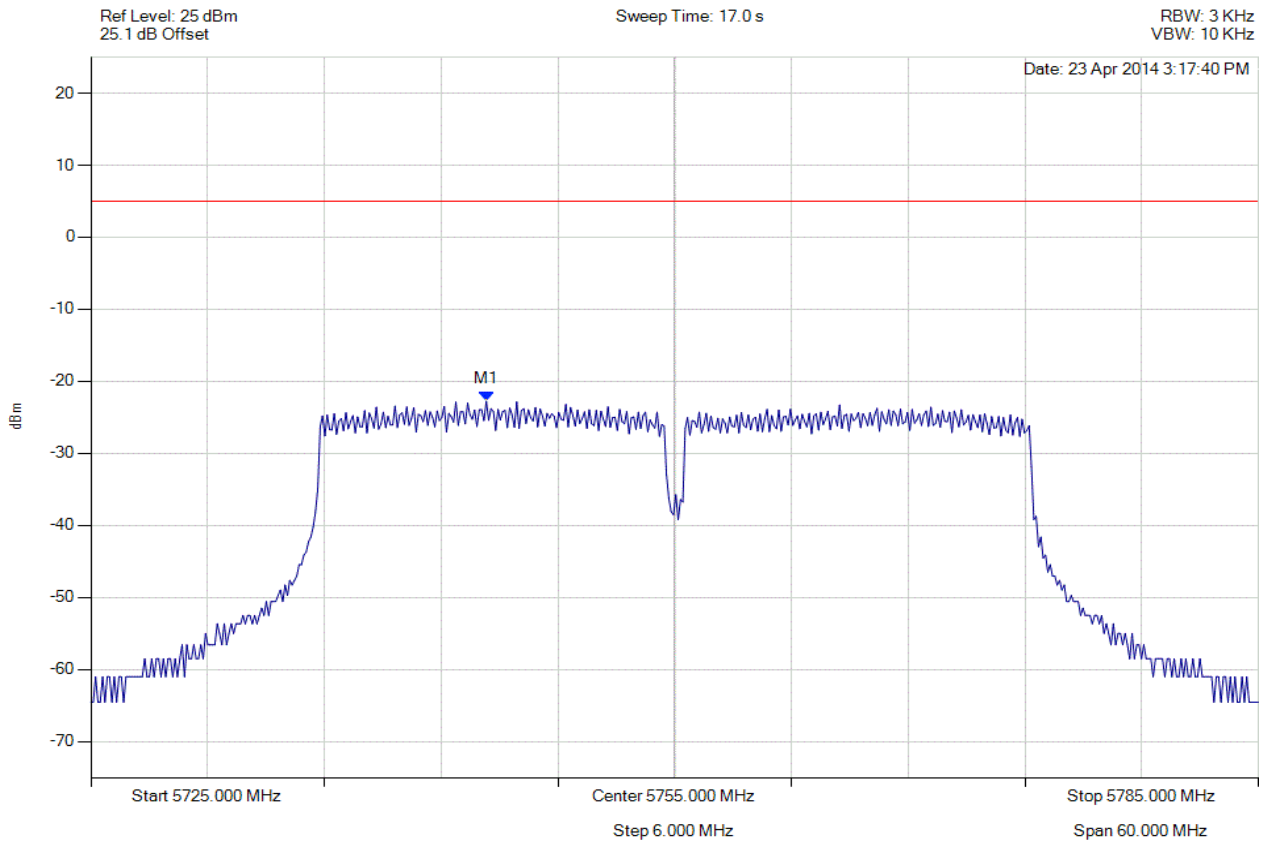


Title: Xirrus Inc. XI-AC1300, XI-AC867
To: FCC 47 CFR Part 15.247 & IC RSS-210
Serial #: XIRR04-U3 Rev A
Issue Date: 29th April 2014
Page: 496 of 572



POWER SPECTRAL DENSITY - AVERAGE

Variant: 802.11n HT-40, Channel: 5755.00 MHz, Chain b, Temp: Ambient, Voltage: 55 Vdc



Analyser Setup	Marker : Frequency : Amplitude	Test Results
Detector = AVERAGE Sweep Count = 0 RF Atten (dB) = 20 Trace Mode = VIEW	M1 : 5745.321 MHz : -22.782 dBm	Limit: ≤ 4.990 dBm

[Back to the Matrix](#)

This test report may be reproduced in full only. The document may only be updated by MiCOM Labs personnel. Any changes will be noted in the Document History section of the report.

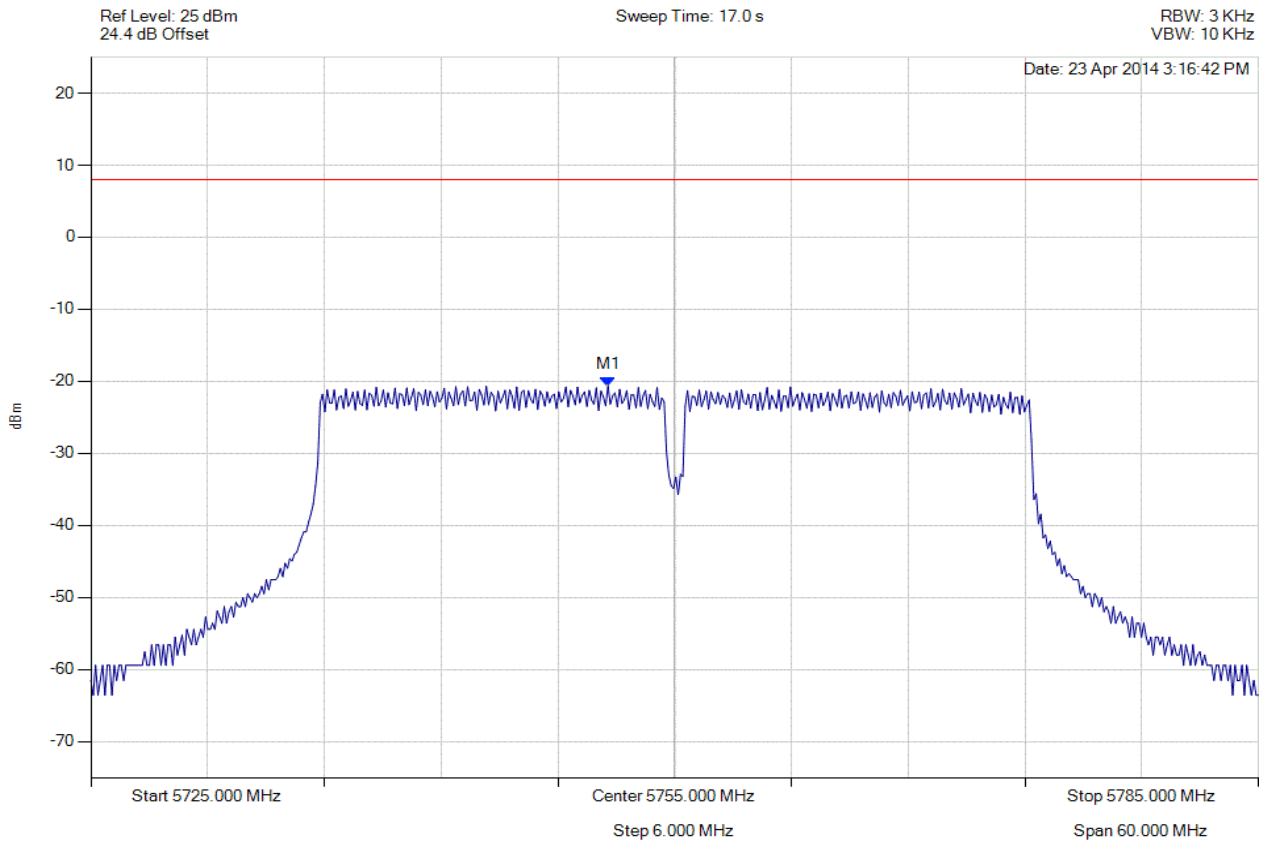


Title: Xirrus Inc. XI-AC1300, XI-AC867
To: FCC 47 CFR Part 15.247 & IC RSS-210
Serial #: XIRR04-U3 Rev A
Issue Date: 29th April 2014
Page: 497 of 572



POWER SPECTRAL DENSITY - AVERAGE

Variant: 802.11n HT-40, Channel: 5755.00 MHz, SUM, Temp: Ambient, Voltage: 55 Vdc



Analyser Setup	Marker : Frequency : Amplitude	Test Results
Detector = AVERAGE Sweep Count = 0 RF Atten (dB) = 20 Trace Mode = VIEW	M1 : 5751.600 MHz : -20.647 dBm M1 + DCCF : 5751.600 MHz : -20.559 dBm Duty Cycle Correction Factor : +0.09 dB	Limit: ≤ 8.0 dBm Margin: -28.6 dB

[Back to the Matrix](#)

This test report may be reproduced in full only. The document may only be updated by MiCOM Labs personnel. Any changes will be noted in the Document History section of the report.

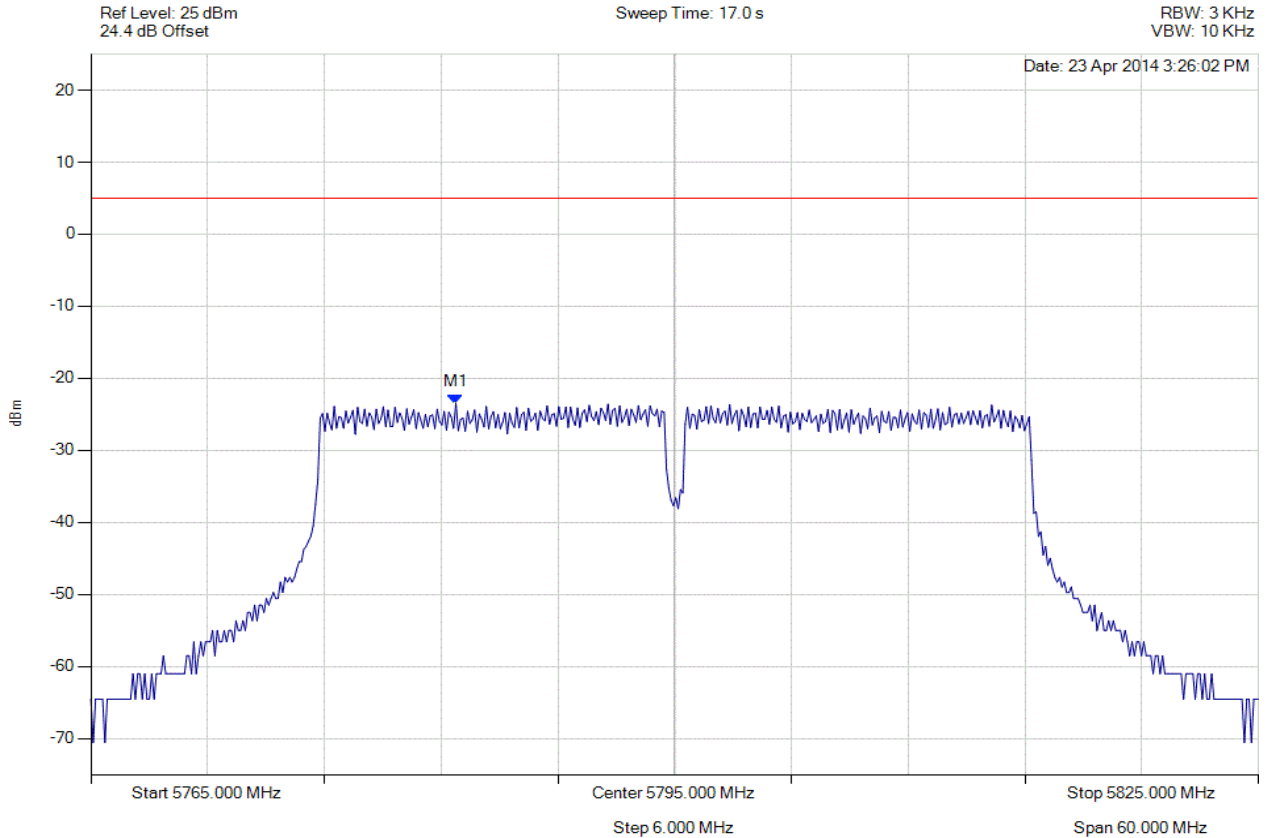


Title: Xirrus Inc. XI-AC1300, XI-AC867
To: FCC 47 CFR Part 15.247 & IC RSS-210
Serial #: XIRR04-U3 Rev A
Issue Date: 29th April 2014
Page: 498 of 572



POWER SPECTRAL DENSITY - AVERAGE

Variant: 802.11n HT-40, Channel: 5795.00 MHz, Chain a, Temp: Ambient, Voltage: 55 Vdc



Analyser Setup	Marker : Frequency : Amplitude	Test Results
Detector = AVERAGE Sweep Count = 0 RF Atten (dB) = 20 Trace Mode = VIEW	M1 : 5783.758 MHz : -23.483 dBm	Limit: ≤ 4.990 dBm

[Back to the Matrix](#)

This test report may be reproduced in full only. The document may only be updated by MiCOM Labs personnel. Any changes will be noted in the Document History section of the report.

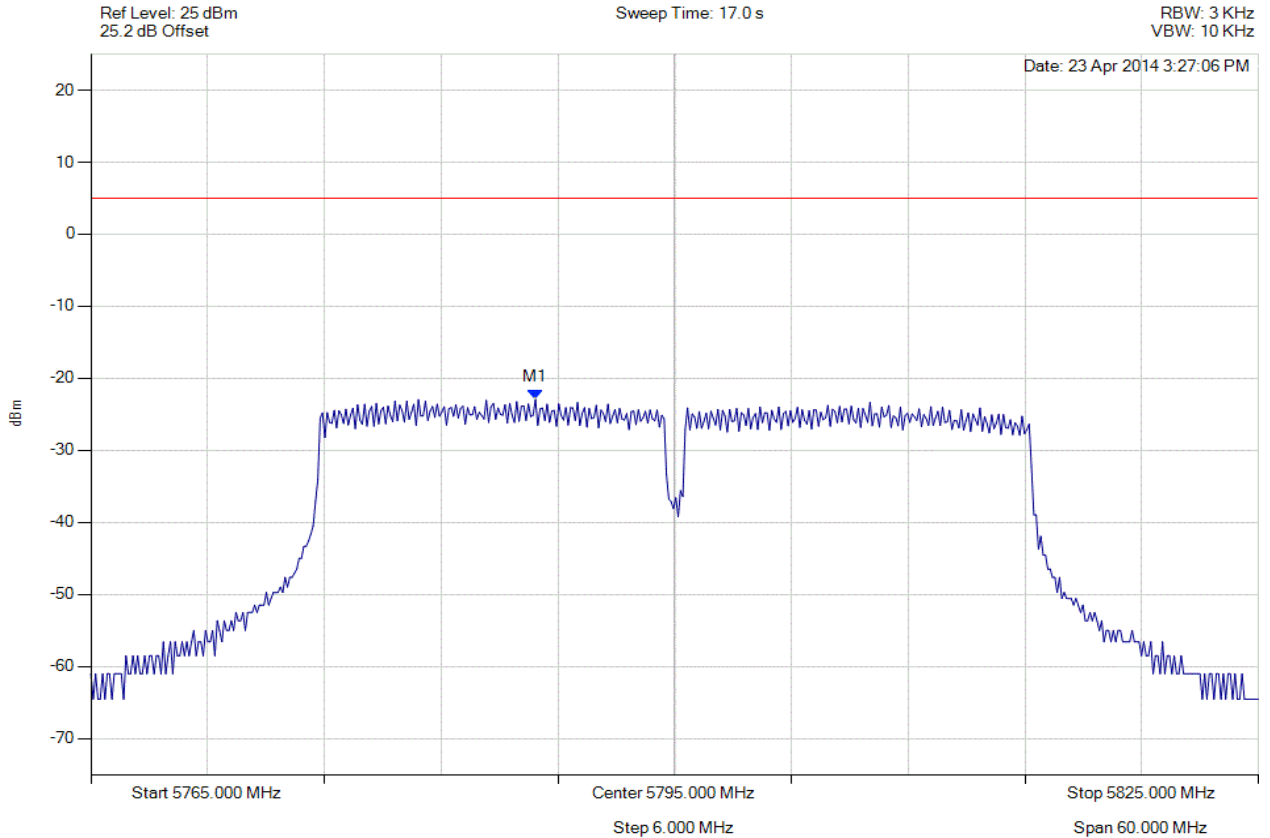


Title: Xirrus Inc. XI-AC1300, XI-AC867
To: FCC 47 CFR Part 15.247 & IC RSS-210
Serial #: XIRR04-U3 Rev A
Issue Date: 29th April 2014
Page: 499 of 572



POWER SPECTRAL DENSITY - AVERAGE

Variant: 802.11n HT-40, Channel: 5795.00 MHz, Chain b, Temp: Ambient, Voltage: 55 Vdc



Analyser Setup	Marker : Frequency : Amplitude	Test Results
Detector = AVERAGE Sweep Count = 0 RF Atten (dB) = 20 Trace Mode = VIEW	M1 : 5787.846 MHz : -22.925 dBm	Limit: \leq 4.990 dBm

[Back to the Matrix](#)

This test report may be reproduced in full only. The document may only be updated by MiCOM Labs personnel. Any changes will be noted in the Document History section of the report.

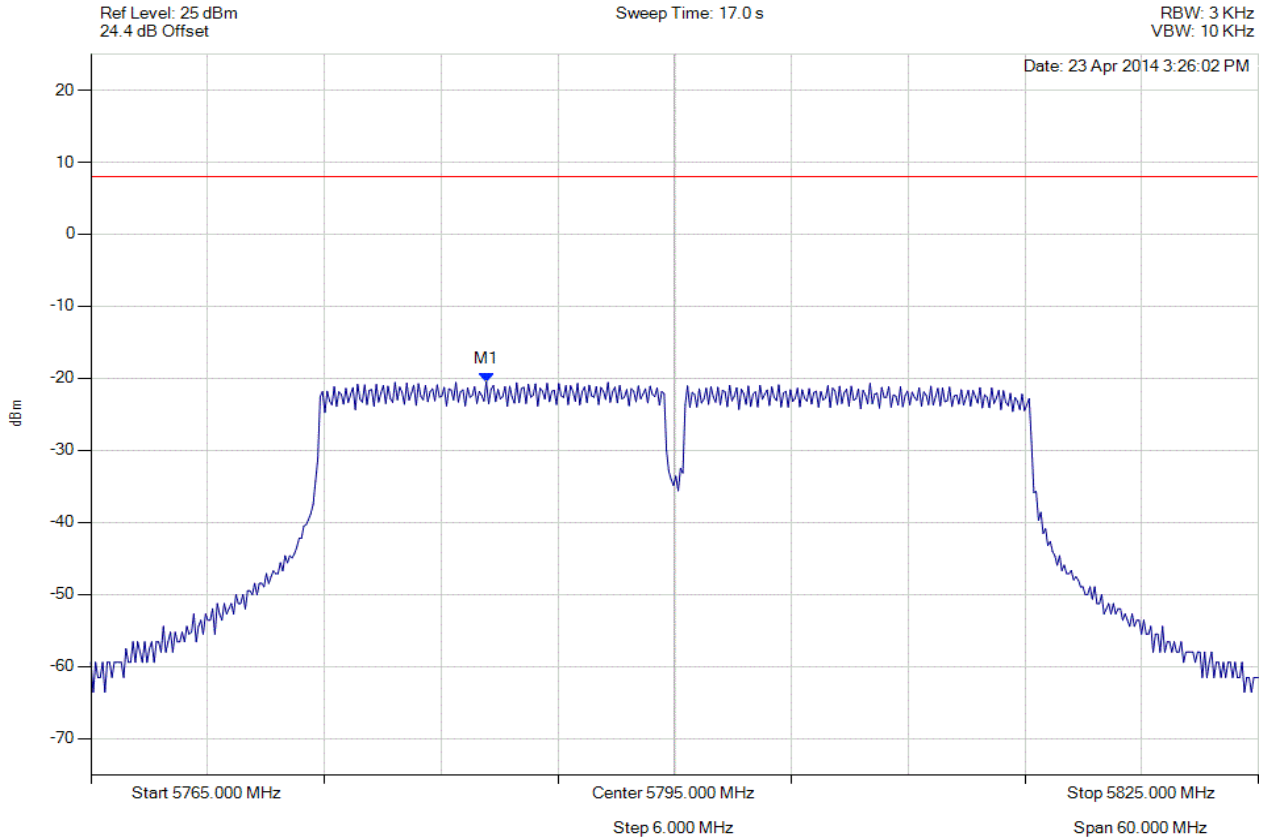


Title: Xirrus Inc. XI-AC1300, XI-AC867
To: FCC 47 CFR Part 15.247 & IC RSS-210
Serial #: XIRR04-U3 Rev A
Issue Date: 29th April 2014
Page: 500 of 572



POWER SPECTRAL DENSITY - AVERAGE

Variant: 802.11n HT-40, Channel: 5795.00 MHz, SUM, Temp: Ambient, Voltage: 55 Vdc



Analyser Setup	Marker : Frequency : Amplitude	Test Results
Detector = AVERAGE Sweep Count = 0 RF Atten (dB) = 20 Trace Mode = VIEW	M1 : 5785.300 MHz : -20.463 dBm M1 + DCCF : 5785.300 MHz : -20.375 dBm Duty Cycle Correction Factor : +0.09 dB	Limit: ≤ 8.0 dBm Margin: -28.4 dB

[Back to the Matrix](#)

This test report may be reproduced in full only. The document may only be updated by MiCOM Labs personnel. Any changes will be noted in the Document History section of the report.

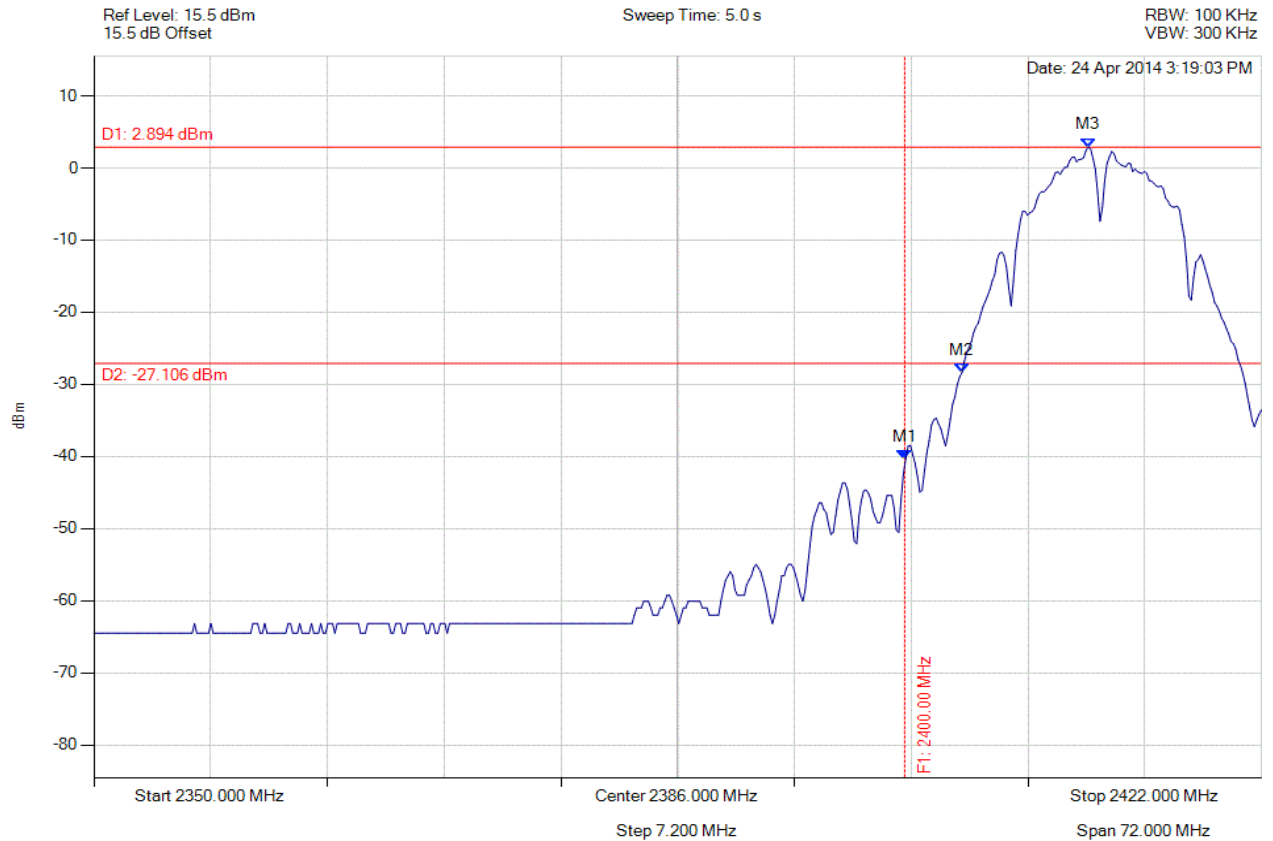


A.2.3. Conducted Spurious Emissions



CONDUCTED LOW BAND-EDGE EMISSIONS - AVERAGE

Variant: 802.11b, Channel: 2412.00 MHz, Chain a, Temp: Ambient, Voltage: 55 Vdc



Analyser Setup	Marker : Frequency : Amplitude	Test Results
Detector = AVERAGE Sweep Count = 0 RF Atten (dB) = 20 Trace Mode = VIEW	M1 : 2400.000 MHz : -40.330 dBm M2 : 2403.531 MHz : -28.379 dBm M3 : 2411.323 MHz : 2.894 dBm	Channel Frequency: 2412.00 MHz

[Back to the Matrix](#)

This test report may be reproduced in full only. The document may only be updated by MiCOM Labs personnel. Any changes will be noted in the Document History section of the report.

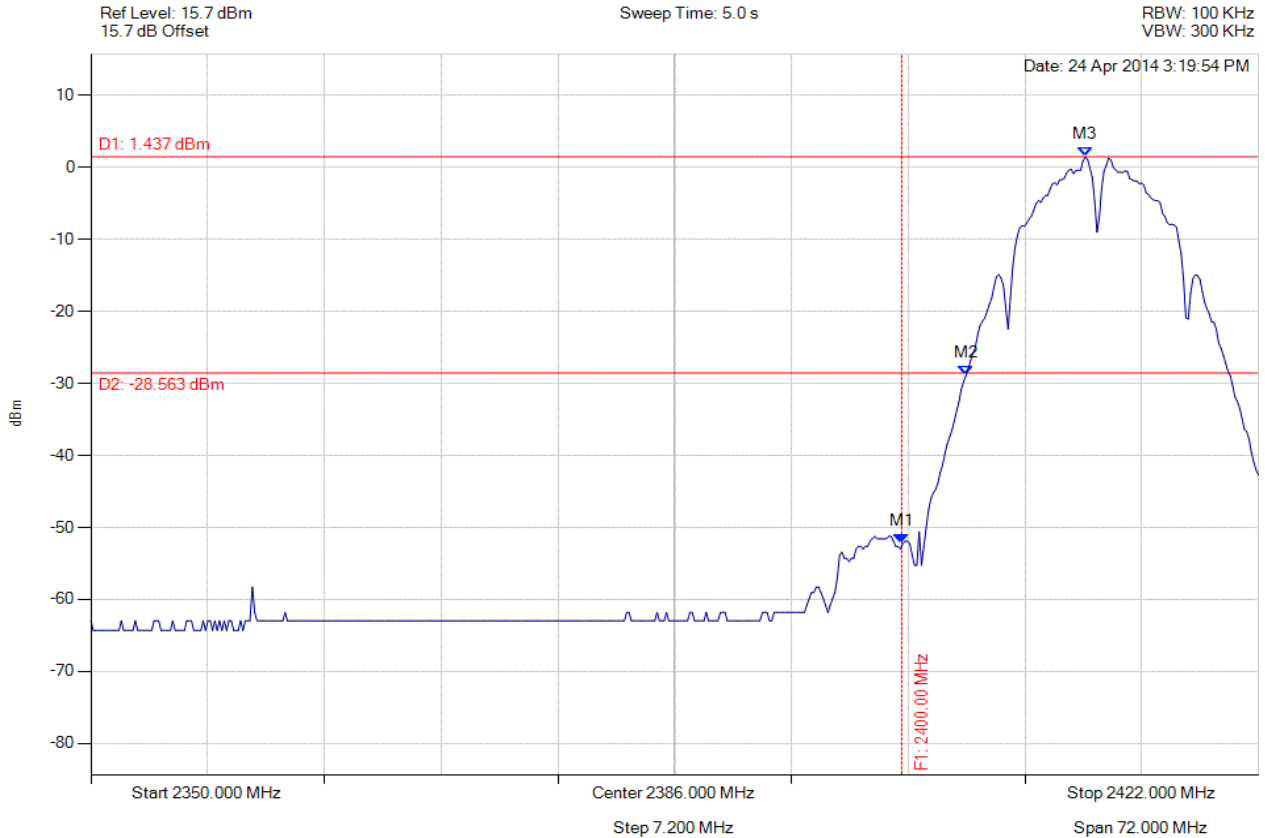


Title: Xirrus Inc. XI-AC1300, XI-AC867
To: FCC 47 CFR Part 15.247 & IC RSS-210
Serial #: XIRR04-U3 Rev A
Issue Date: 29th April 2014
Page: 502 of 572



CONDUCTED LOW BAND-EDGE EMISSIONS - AVERAGE

Variant: 802.11b, Channel: 2412.00 MHz, Chain b, Temp: Ambient, Voltage: 55 Vdc



Analyser Setup	Marker : Frequency : Amplitude	Test Results
Detector = AVERAGE Sweep Count = 0 RF Atten (dB) = 20 Trace Mode = VIEW	M1 : 2400.000 MHz : -52.261 dBm M2 : 2403.964 MHz : -28.910 dBm M3 : 2411.323 MHz : 1.437 dBm	Channel Frequency: 2412.00 MHz

[Back to the Matrix](#)

This test report may be reproduced in full only. The document may only be updated by MiCOM Labs personnel. Any changes will be noted in the Document History section of the report.

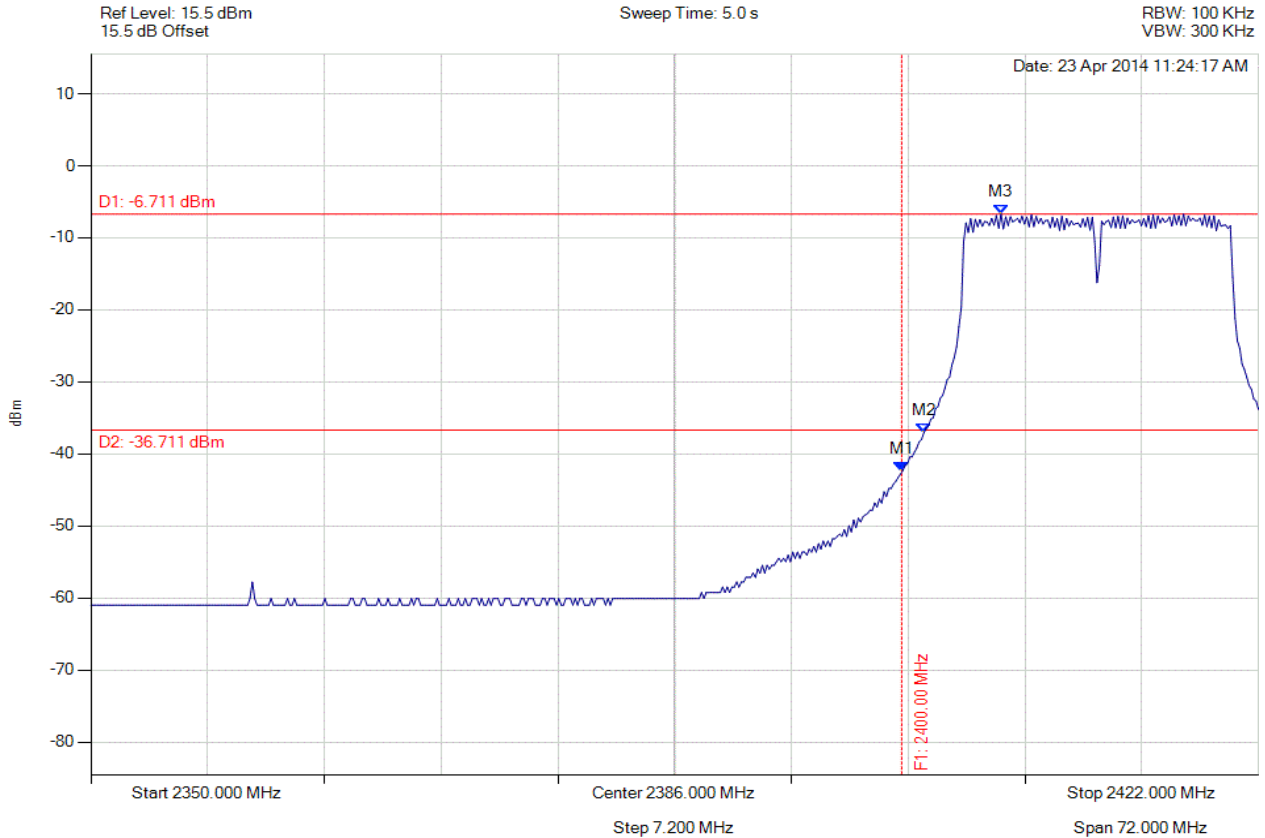


Title: Xirrus Inc. XI-AC1300, XI-AC867
To: FCC 47 CFR Part 15.247 & IC RSS-210
Serial #: XIRR04-U3 Rev A
Issue Date: 29th April 2014
Page: 503 of 572



CONDUCTED LOW BAND-EDGE EMISSIONS - AVERAGE

Variant: 802.11g, Channel: 2412.00 MHz, Chain a, Temp: Ambient, Voltage: 55 Vdc



Analyser Setup	Marker : Frequency : Amplitude	Test Results
Detector = AVERAGE Sweep Count = 0 RF Atten (dB) = 20 Trace Mode = VIEW	M1 : 2400.000 MHz : -42.336 dBm M2 : 2401.367 MHz : -37.081 dBm M3 : 2406.128 MHz : -6.711 dBm	Channel Frequency: 2412.00 MHz

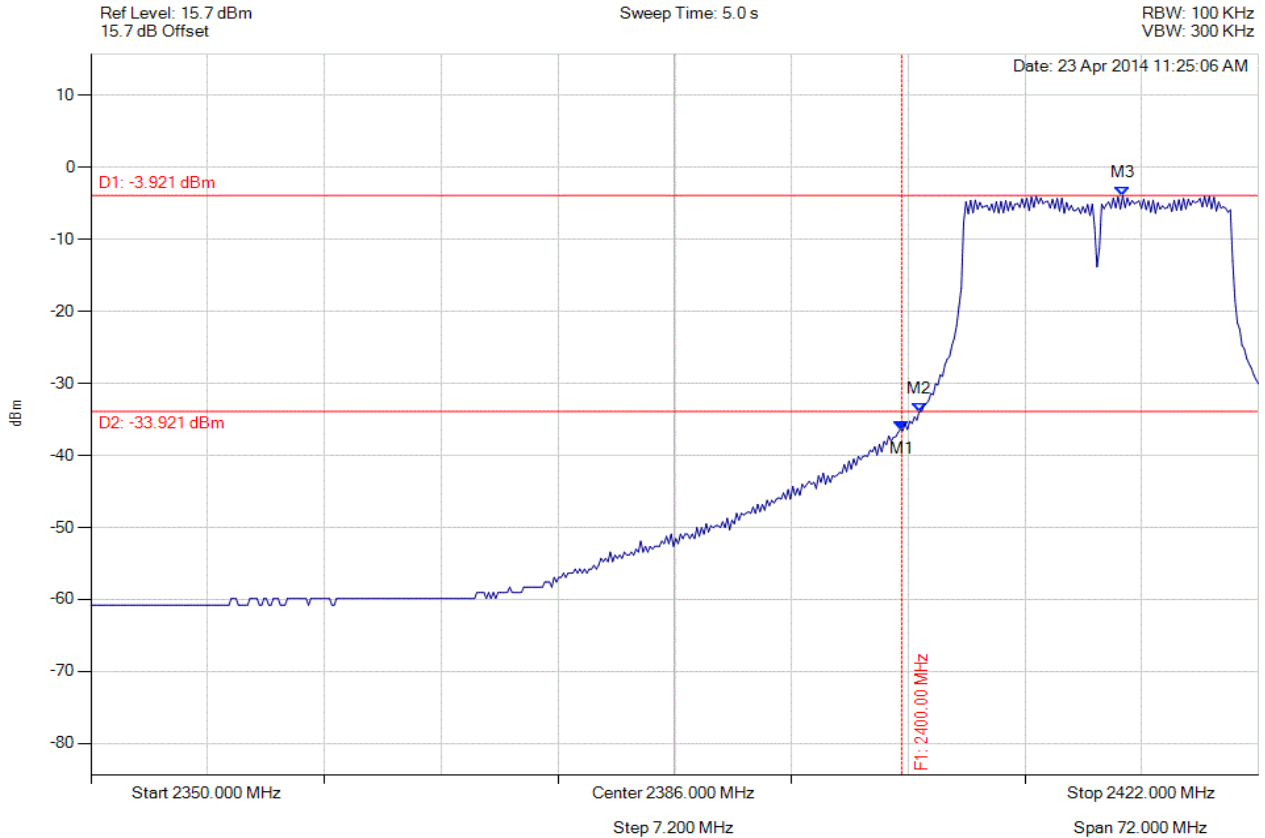
[Back to the Matrix](#)

This test report may be reproduced in full only. The document may only be updated by MiCOM Labs personnel. Any changes will be noted in the Document History section of the report.



CONDUCTED LOW BAND-EDGE EMISSIONS - AVERAGE

Variant: 802.11g, Channel: 2412.00 MHz, Chain b, Temp: Ambient, Voltage: 55 Vdc



Analyser Setup	Marker : Frequency : Amplitude	Test Results
Detector = AVERAGE Sweep Count = 0 RF Atten (dB) = 20 Trace Mode = VIEW	M1 : 2400.000 MHz : -36.578 dBm M2 : 2401.078 MHz : -33.932 dBm M3 : 2413.631 MHz : -3.921 dBm	Channel Frequency: 2412.00 MHz

[Back to the Matrix](#)

This test report may be reproduced in full only. The document may only be updated by MiCOM Labs personnel. Any changes will be noted in the Document History section of the report.

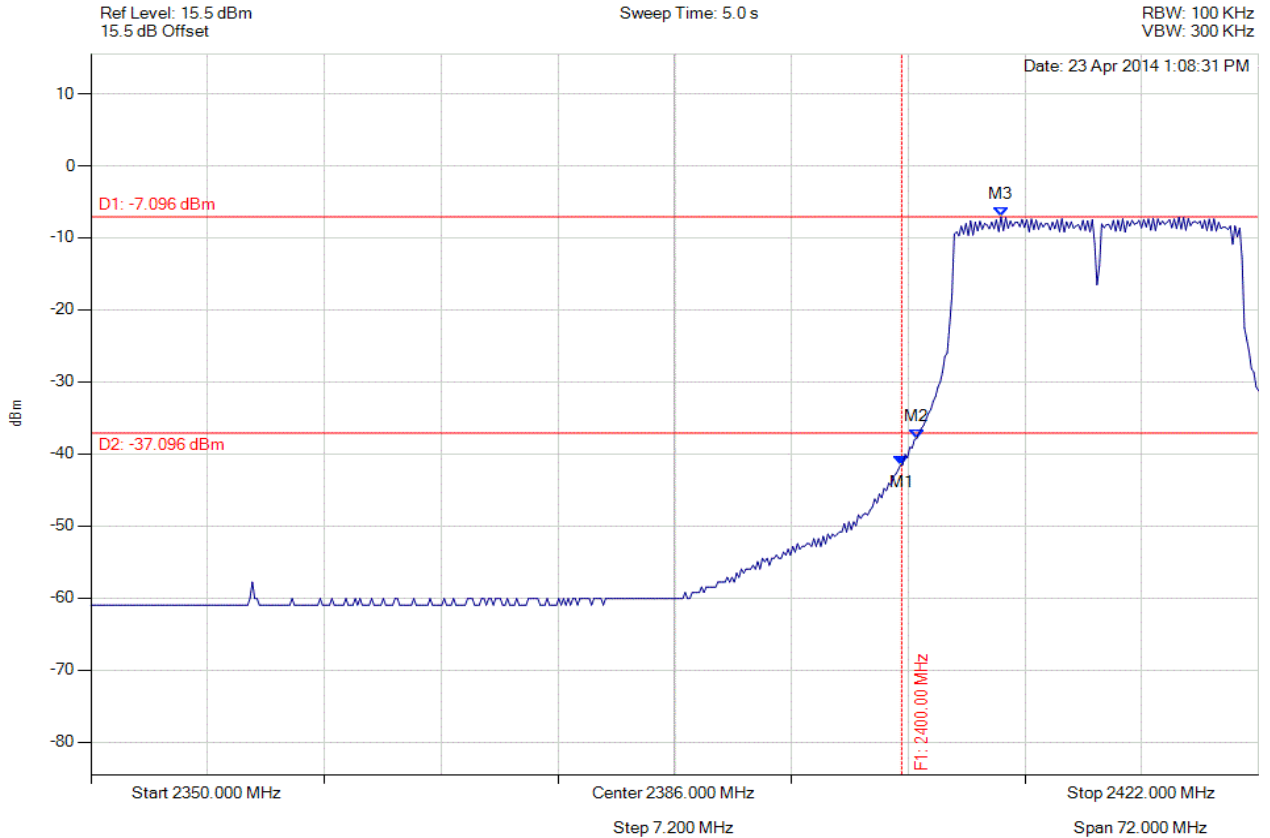


Title: Xirrus Inc. XI-AC1300, XI-AC867
To: FCC 47 CFR Part 15.247 & IC RSS-210
Serial #: XIRR04-U3 Rev A
Issue Date: 29th April 2014
Page: 505 of 572



CONDUCTED LOW BAND-EDGE EMISSIONS - AVERAGE

Variant: 802.11n HT-20, Channel: 2412.00 MHz, Chain a, Temp: Ambient, Voltage: 55 Vdc



Analyser Setup	Marker : Frequency : Amplitude	Test Results
Detector = AVERAGE Sweep Count = 0 RF Atten (dB) = 20 Trace Mode = VIEW	M1 : 2400.000 MHz : -41.477 dBm M2 : 2400.934 MHz : -37.854 dBm M3 : 2406.128 MHz : -7.096 dBm	Channel Frequency: 2412.00 MHz

[Back to the Matrix](#)

This test report may be reproduced in full only. The document may only be updated by MiCOM Labs personnel. Any changes will be noted in the Document History section of the report.

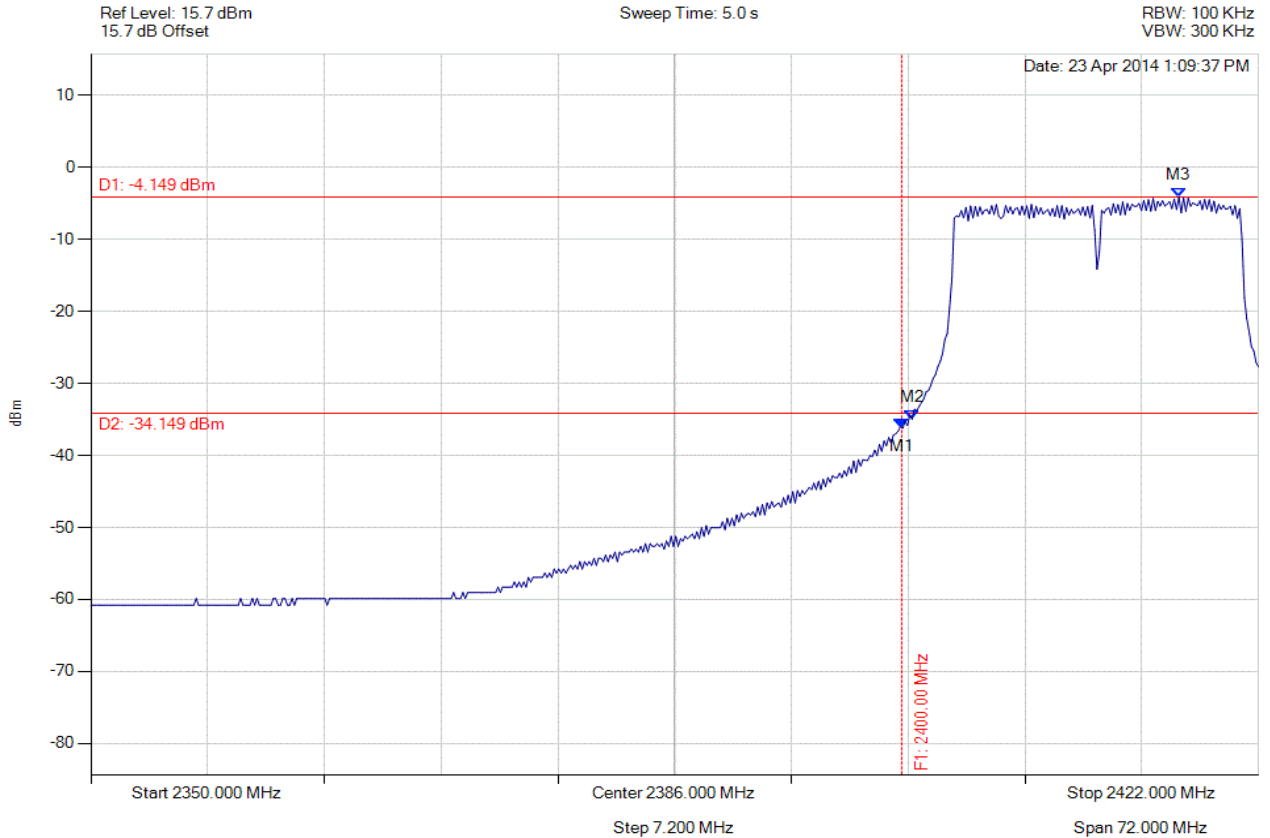


Title: Xirrus Inc. XI-AC1300, XI-AC867
To: FCC 47 CFR Part 15.247 & IC RSS-210
Serial #: XIRR04-U3 Rev A
Issue Date: 29th April 2014
Page: 506 of 572



CONDUCTED LOW BAND-EDGE EMISSIONS - AVERAGE

Variation: 802.11n HT-20, Channel: 2412.00 MHz, Chain b, Temp: Ambient, Voltage: 55 Vdc



Analyser Setup	Marker : Frequency : Amplitude	Test Results
Detector = AVERAGE Sweep Count = 0 RF Atten (dB) = 20 Trace Mode = VIEW	M1 : 2400.000 MHz : -36.228 dBm M2 : 2400.645 MHz : -35.005 dBm M3 : 2417.094 MHz : -4.149 dBm	Channel Frequency: 2412.00 MHz

[Back to the Matrix](#)

This test report may be reproduced in full only. The document may only be updated by MiCOM Labs personnel. Any changes will be noted in the Document History section of the report.

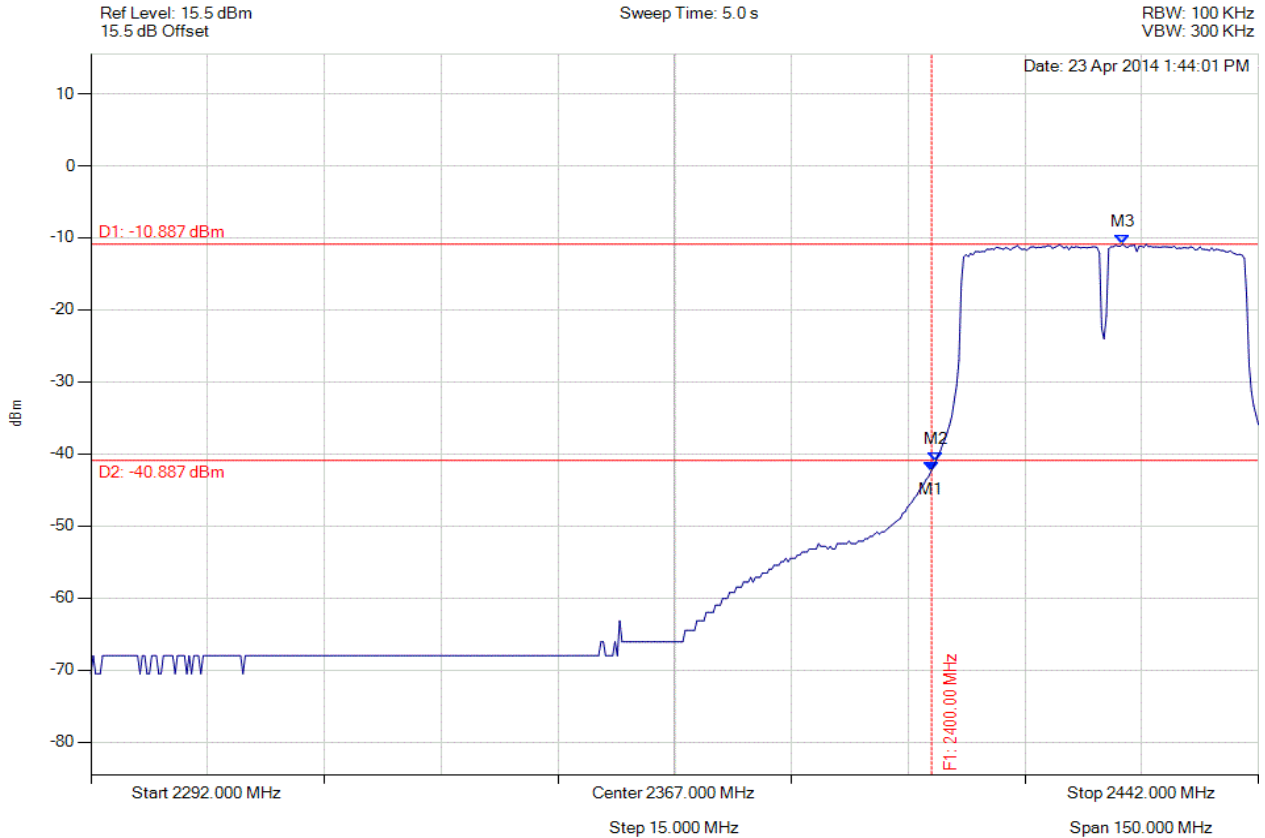


Title: Xirrus Inc. XI-AC1300, XI-AC867
To: FCC 47 CFR Part 15.247 & IC RSS-210
Serial #: XIRR04-U3 Rev A
Issue Date: 29th April 2014
Page: 507 of 572



CONDUCTED LOW BAND-EDGE EMISSIONS - AVERAGE

Variant: 802.11n HT-40, Channel: 2422.00 MHz, Chain a, Temp: Ambient, Voltage: 55 Vdc



Analyser Setup	Marker : Frequency : Amplitude	Test Results
Detector = AVERAGE Sweep Count = 0 RF Atten (dB) = 10 Trace Mode = VIEW	M1 : 2400.000 MHz : -42.449 dBm M2 : 2400.517 MHz : -41.078 dBm M3 : 2424.565 MHz : -10.887 dBm	Channel Frequency: 2422.00 MHz

[Back to the Matrix](#)

This test report may be reproduced in full only. The document may only be updated by MiCOM Labs personnel. Any changes will be noted in the Document History section of the report.

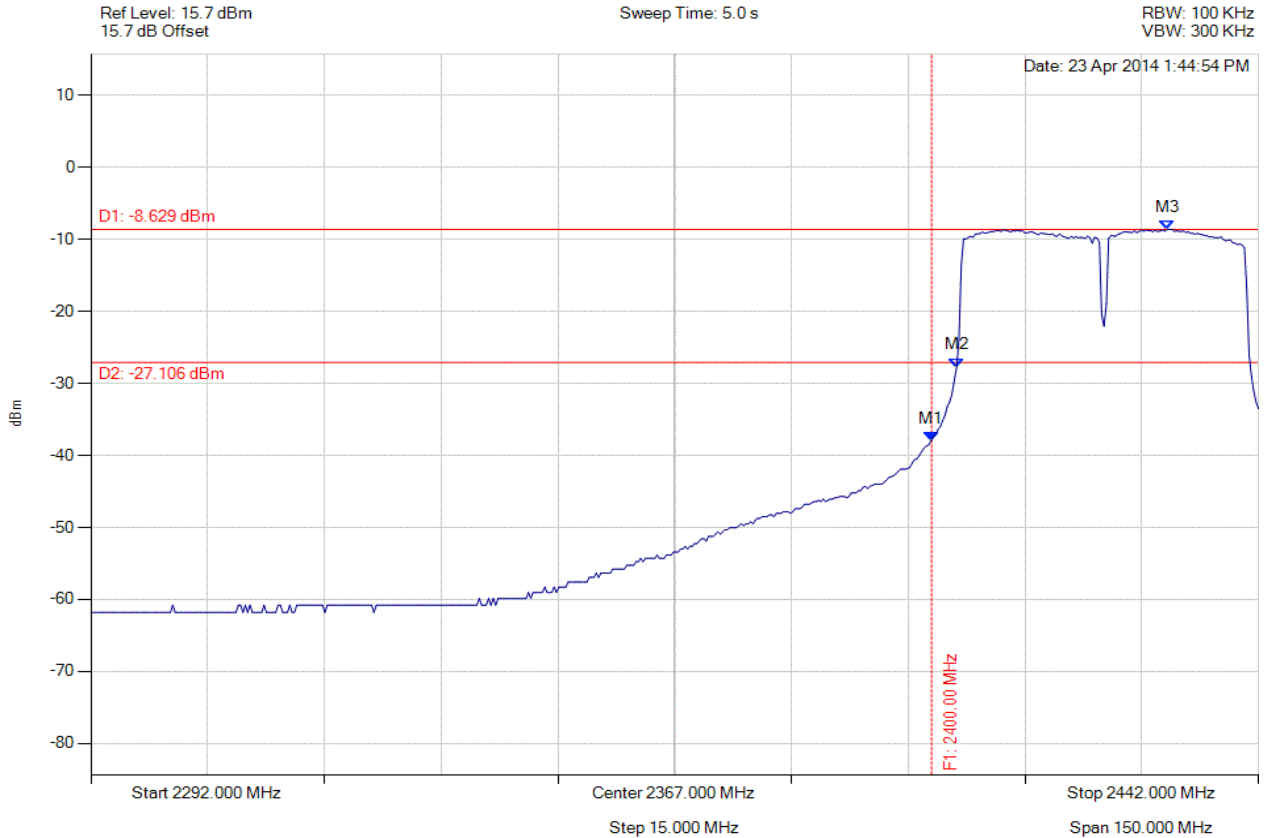


Title: Xirrus Inc. XI-AC1300, XI-AC867
To: FCC 47 CFR Part 15.247 & IC RSS-210
Serial #: XIRR04-U3 Rev A
Issue Date: 29th April 2014
Page: 508 of 572



CONDUCTED LOW BAND-EDGE EMISSIONS - AVERAGE

Variant: 802.11n HT-40, Channel: 2422.00 MHz, Chain b, Temp: Ambient, Voltage: 55 Vdc



Analyser Setup	Marker : Frequency : Amplitude	Test Results
Detector = AVERAGE Sweep Count = 0 RF Atten (dB) = 20 Trace Mode = VIEW	M1 : 2400.000 MHz : -37.997 dBm M2 : 2403.222 MHz : -27.759 dBm M3 : 2430.277 MHz : -8.629 dBm	Channel Frequency: 2422.00 MHz

[Back to the Matrix](#)

This test report may be reproduced in full only. The document may only be updated by MiCOM Labs personnel. Any changes will be noted in the Document History section of the report.

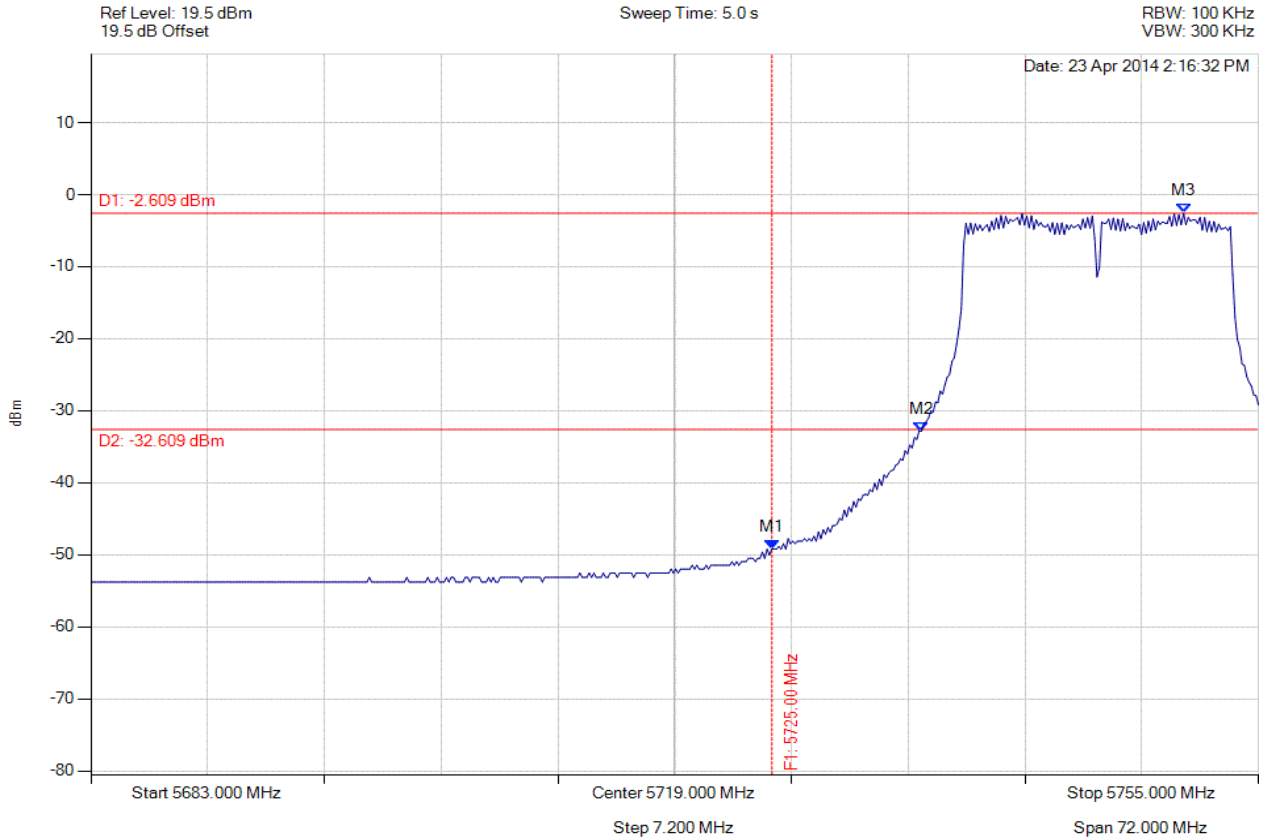


Title: Xirrus Inc. XI-AC1300, XI-AC867
To: FCC 47 CFR Part 15.247 & IC RSS-210
Serial #: XIRR04-U3 Rev A
Issue Date: 29th April 2014
Page: 509 of 572



CONDUCTED LOW BAND-EDGE EMISSIONS - AVERAGE

Variant: 802.11a, Channel: 5745.00 MHz, Chain a, Temp: Ambient, Voltage: 55 Vdc



Analyser Setup	Marker : Frequency : Amplitude	Test Results
Detector = AVERAGE Sweep Count = 0 RF Atten (dB) = 20 Trace Mode = VIEW	M1 : 5725.000 MHz : -49.217 dBm M2 : 5734.222 MHz : -32.838 dBm M3 : 5750.383 MHz : -2.609 dBm	Channel Frequency: 5745.00 MHz

[Back to the Matrix](#)

This test report may be reproduced in full only. The document may only be updated by MiCOM Labs personnel. Any changes will be noted in the Document History section of the report.

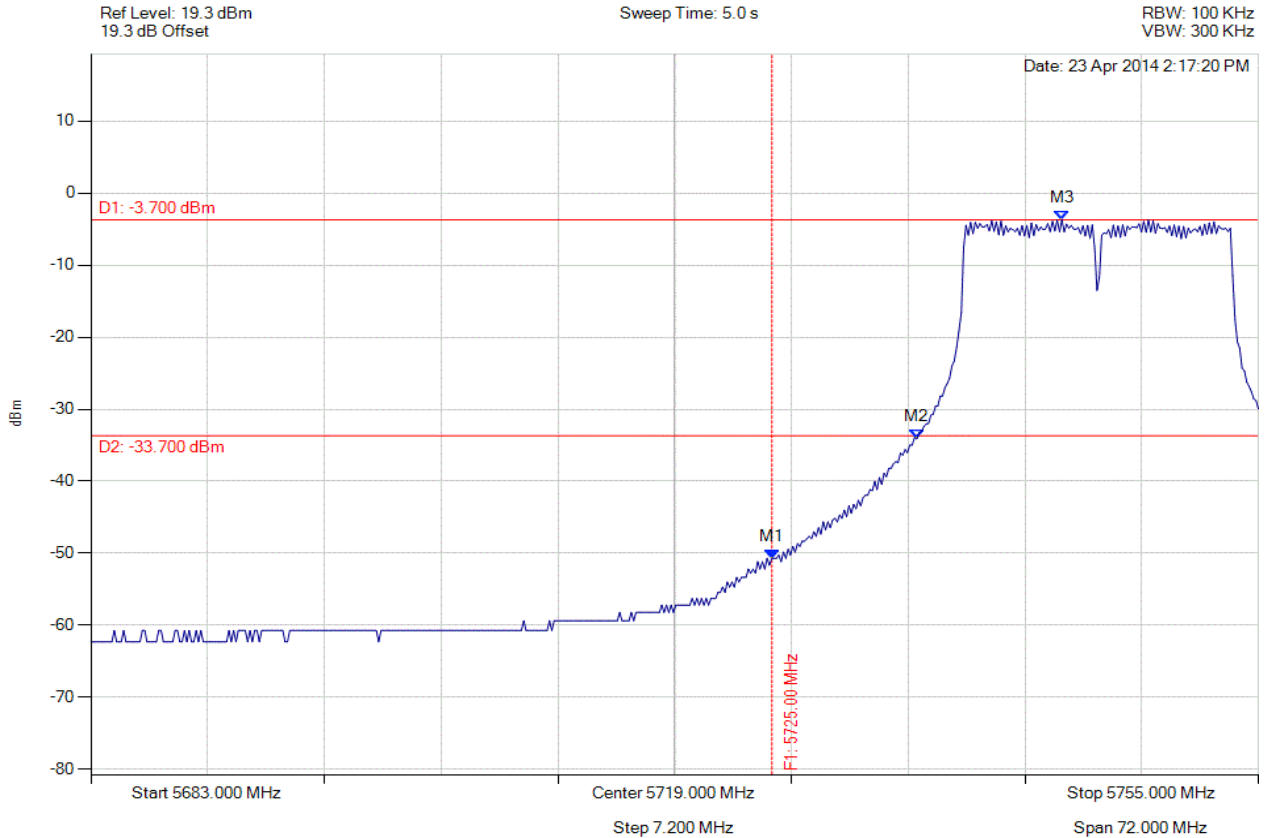


Title: Xirrus Inc. XI-AC1300, XI-AC867
To: FCC 47 CFR Part 15.247 & IC RSS-210
Serial #: XIRR04-U3 Rev A
Issue Date: 29th April 2014
Page: 510 of 572



CONDUCTED LOW BAND-EDGE EMISSIONS - AVERAGE

Variant: 802.11a, Channel: 5745.00 MHz, Chain b, Temp: Ambient, Voltage: 55 Vdc



Analyser Setup	Marker : Frequency : Amplitude	Test Results
Detector = AVERAGE Sweep Count = 0 RF Atten (dB) = 10 Trace Mode = VIEW	M1 : 5725.000 MHz : -50.690 dBm M2 : 5733.934 MHz : -34.121 dBm M3 : 5742.880 MHz : -3.700 dBm	Channel Frequency: 5745.00 MHz

[Back to the Matrix](#)

This test report may be reproduced in full only. The document may only be updated by MiCOM Labs personnel. Any changes will be noted in the Document History section of the report.

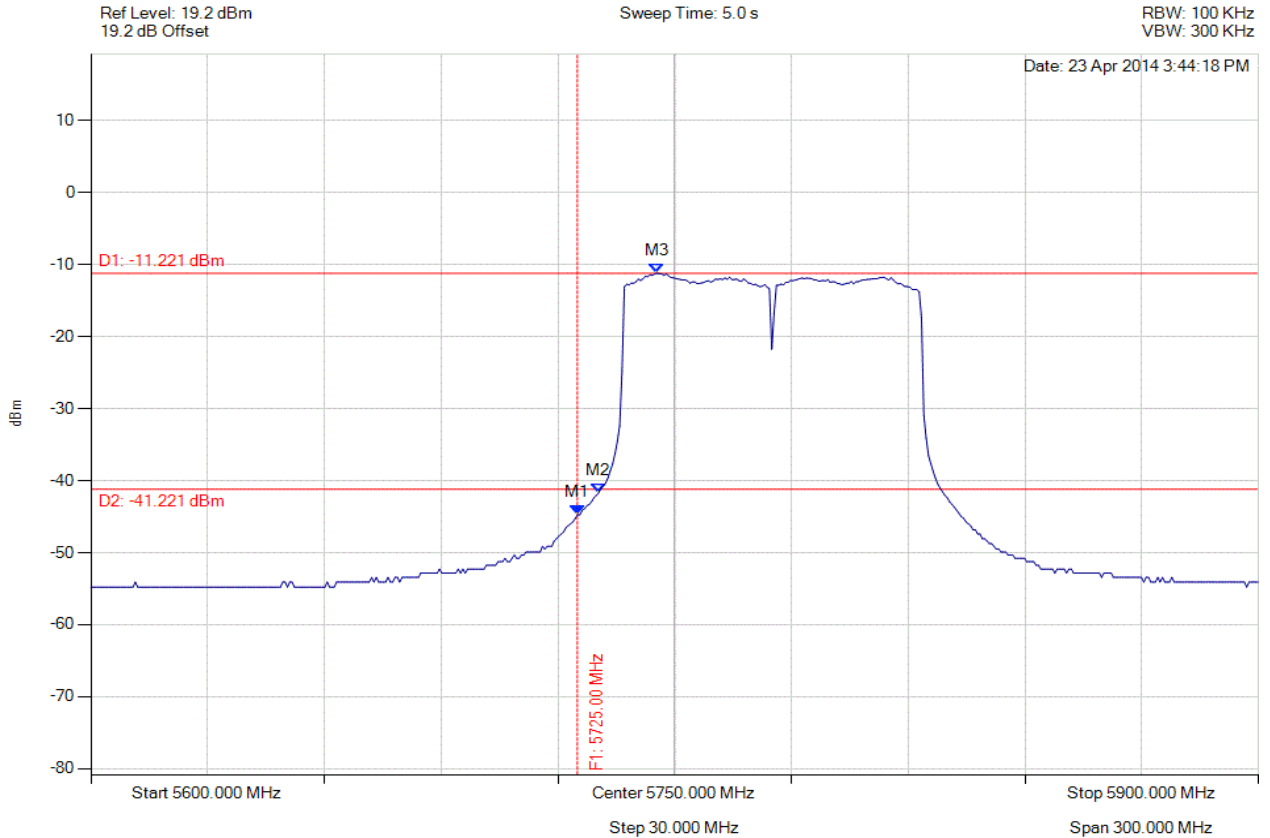


Title: Xirrus Inc. XI-AC1300, XI-AC867
To: FCC 47 CFR Part 15.247 & IC RSS-210
Serial #: XIRR04-U3 Rev A
Issue Date: 29th April 2014
Page: 511 of 572



CONDUCTED LOW BAND-EDGE EMISSIONS - AVERAGE

Variant: 802.11ac-80, Channel: 5775.00 MHz, Chain a, Temp: Ambient, Voltage: 55 Vdc



Analyser Setup	Marker : Frequency : Amplitude	Test Results
Detector = AVERAGE Sweep Count = 0 RF Atten (dB) = 20 Trace Mode = VIEW	M1 : 5725.000 MHz : -44.770 dBm M2 : 5730.461 MHz : -41.717 dBm M3 : 5745.491 MHz : -11.221 dBm	Channel Frequency: 5775.00 MHz

[Back to the Matrix](#)

This test report may be reproduced in full only. The document may only be updated by MiCOM Labs personnel. Any changes will be noted in the Document History section of the report.

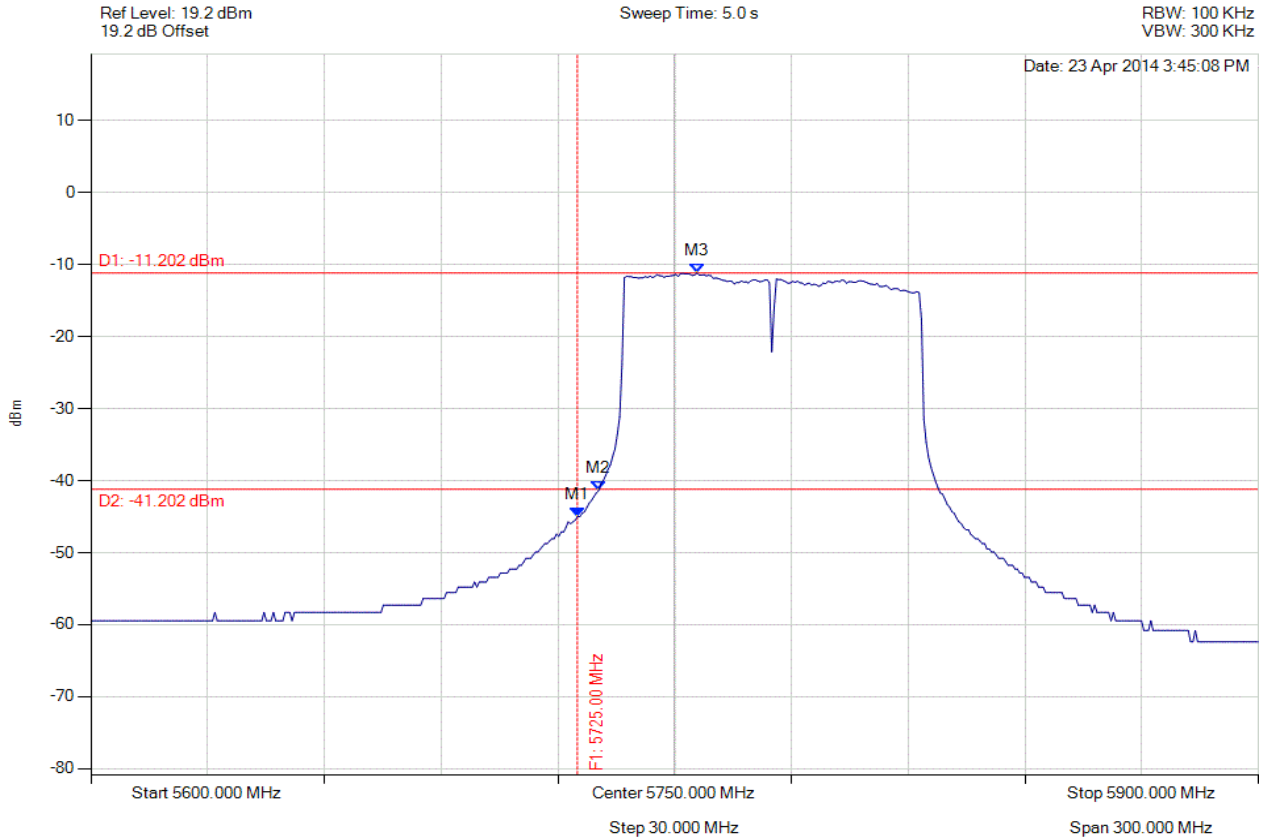


Title: Xirrus Inc. XI-AC1300, XI-AC867
To: FCC 47 CFR Part 15.247 & IC RSS-210
Serial #: XIRR04-U3 Rev A
Issue Date: 29th April 2014
Page: 512 of 572



CONDUCTED LOW BAND-EDGE EMISSIONS - AVERAGE

Variant: 802.11ac-80, Channel: 5775.00 MHz, Chain b, Temp: Ambient, Voltage: 55 Vdc



Analyser Setup	Marker : Frequency : Amplitude	Test Results
Detector = AVERAGE Sweep Count = 0 RF Atten (dB) = 10 Trace Mode = VIEW	M1 : 5725.000 MHz : -45.001 dBm M2 : 5730.461 MHz : -41.402 dBm M3 : 5755.711 MHz : -11.202 dBm	Channel Frequency: 5775.00 MHz

[Back to the Matrix](#)

This test report may be reproduced in full only. The document may only be updated by MiCOM Labs personnel. Any changes will be noted in the Document History section of the report.

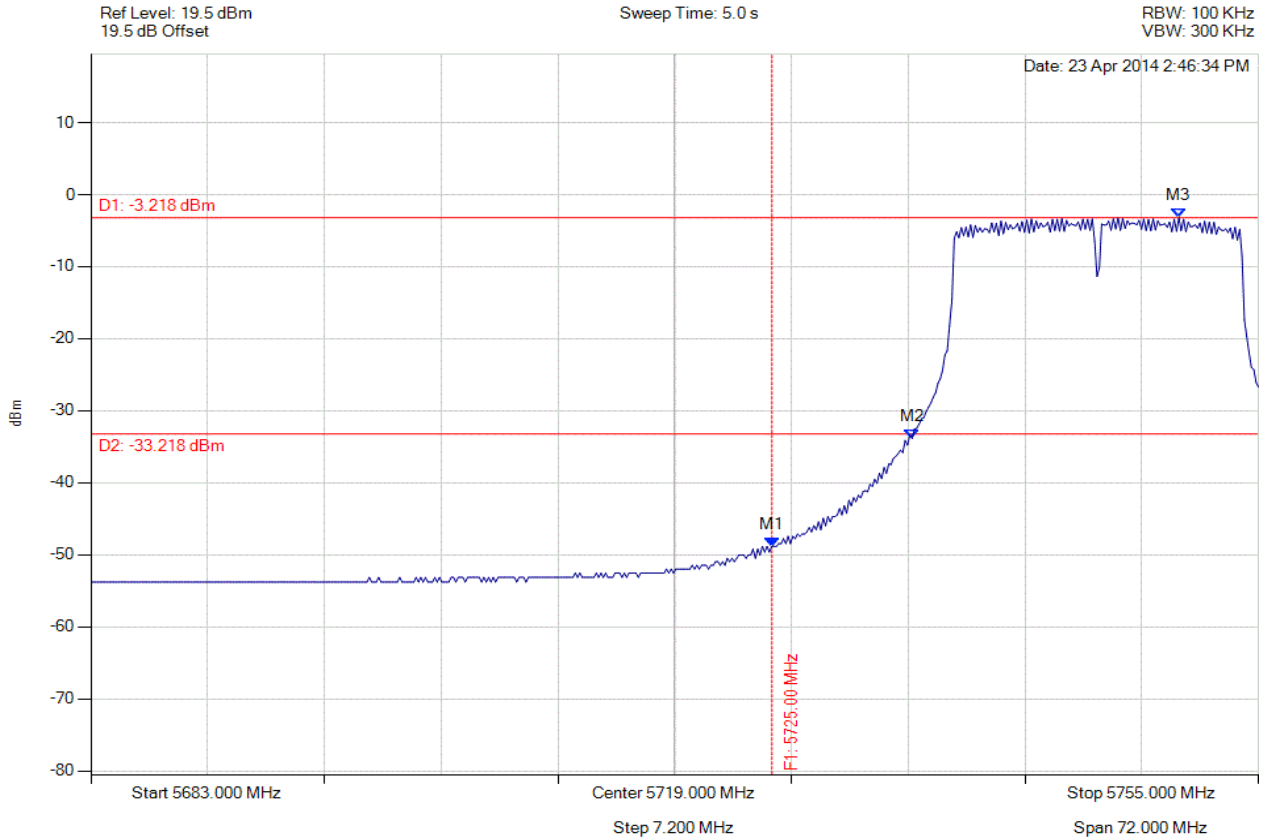


Title: Xirrus Inc. XI-AC1300, XI-AC867
To: FCC 47 CFR Part 15.247 & IC RSS-210
Serial #: XIRR04-U3 Rev A
Issue Date: 29th April 2014
Page: 513 of 572



CONDUCTED LOW BAND-EDGE EMISSIONS - AVERAGE

Variant: 802.11n HT-20, Channel: 5745.00 MHz, Chain a, Temp: Ambient, Voltage: 55 Vdc



Analyser Setup	Marker : Frequency : Amplitude	Test Results
Detector = AVERAGE Sweep Count = 0 RF Atten (dB) = 20 Trace Mode = VIEW	M1 : 5725.000 MHz : -48.831 dBm M2 : 5733.645 MHz : -33.854 dBm M3 : 5750.094 MHz : -3.218 dBm	Channel Frequency: 5745.00 MHz

[Back to the Matrix](#)

This test report may be reproduced in full only. The document may only be updated by MiCOM Labs personnel. Any changes will be noted in the Document History section of the report.

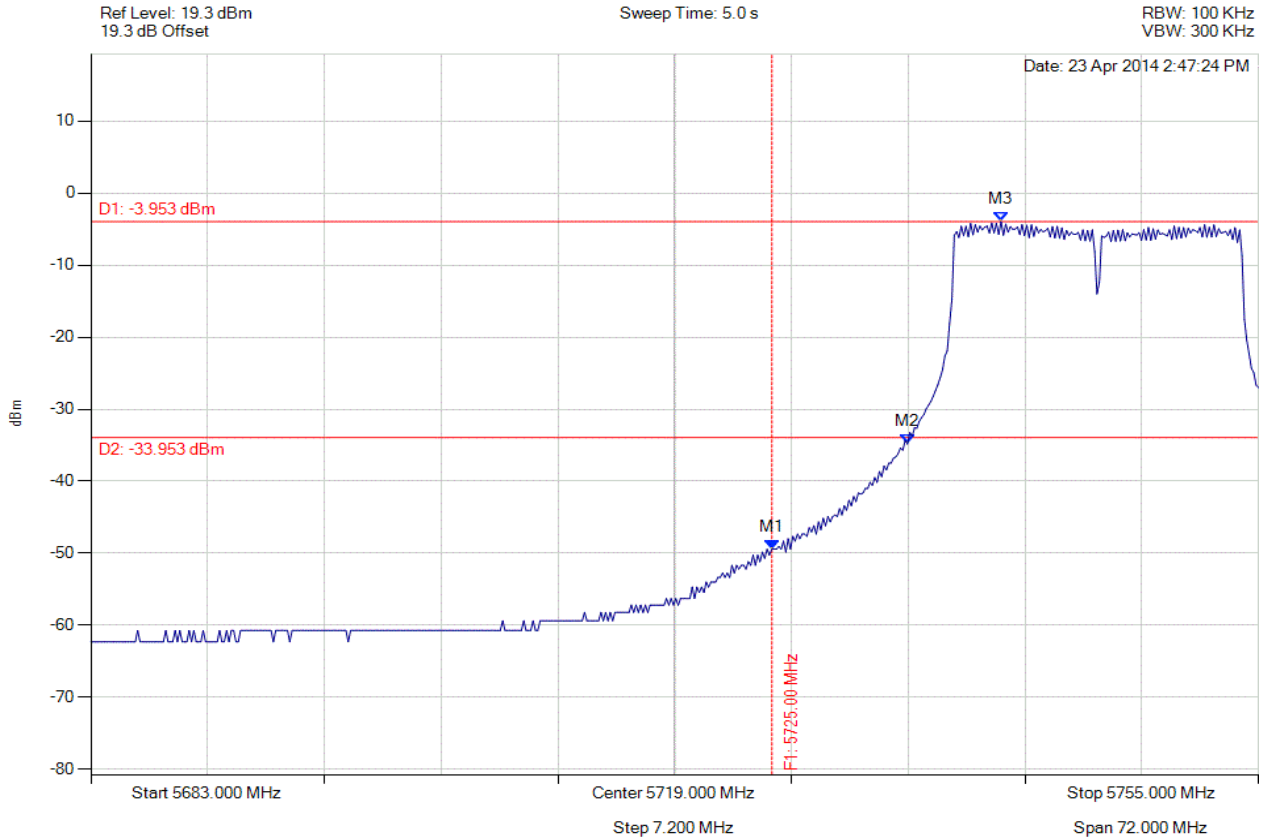


Title: Xirrus Inc. XI-AC1300, XI-AC867
To: FCC 47 CFR Part 15.247 & IC RSS-210
Serial #: XIRR04-U3 Rev A
Issue Date: 29th April 2014
Page: 514 of 572



CONDUCTED LOW BAND-EDGE EMISSIONS - AVERAGE

Variation: 802.11n HT-20, Channel: 5745.00 MHz, Chain b, Temp: Ambient, Voltage: 55 Vdc



Analyser Setup	Marker : Frequency : Amplitude	Test Results
Detector = AVERAGE Sweep Count = 0 RF Atten (dB) = 10 Trace Mode = VIEW	M1 : 5725.000 MHz : -49.417 dBm M2 : 5733.357 MHz : -34.828 dBm M3 : 5739.128 MHz : -3.953 dBm	Channel Frequency: 5745.00 MHz

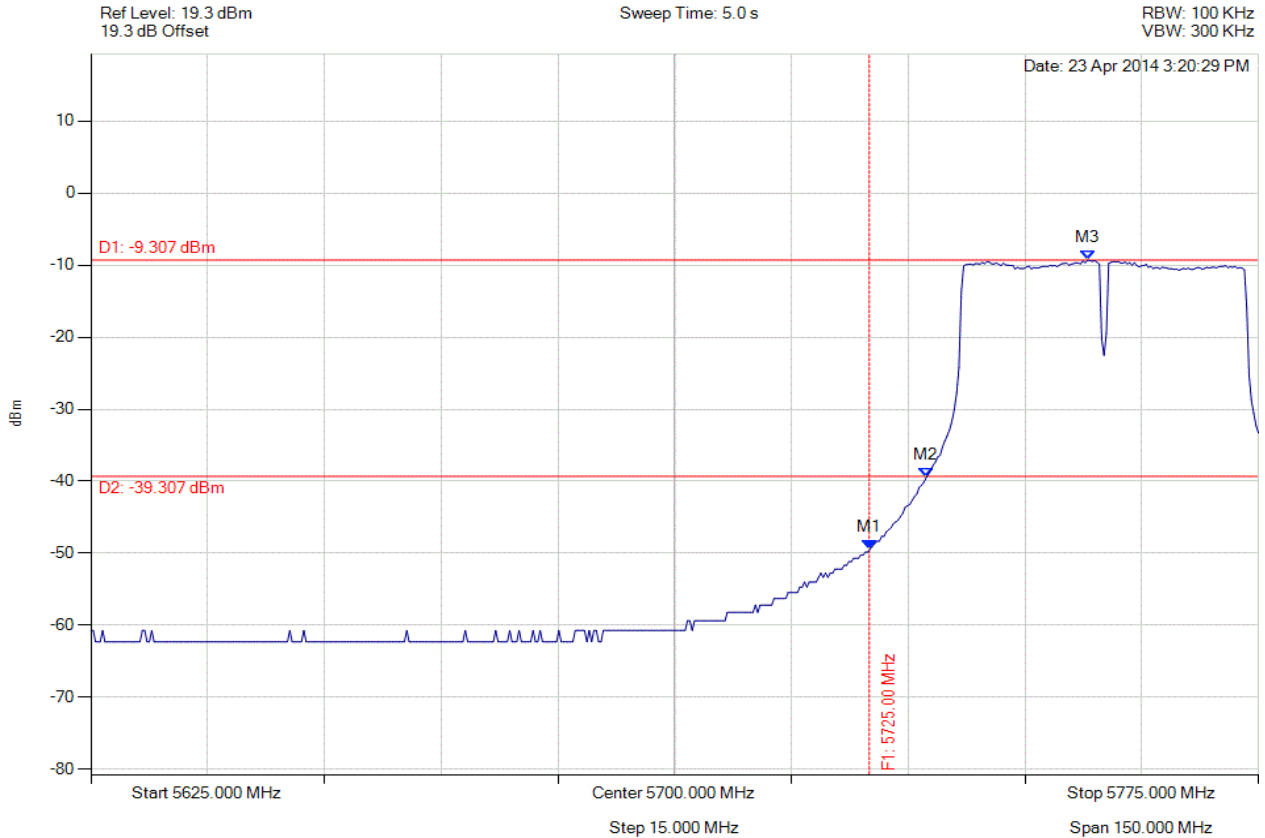
[Back to the Matrix](#)

This test report may be reproduced in full only. The document may only be updated by MiCOM Labs personnel. Any changes will be noted in the Document History section of the report.



CONDUCTED LOW BAND-EDGE EMISSIONS - AVERAGE

Variant: 802.11n HT-40, Channel: 5755.00 MHz, Chain a, Temp: Ambient, Voltage: 55 Vdc



Analyser Setup	Marker : Frequency : Amplitude	Test Results
Detector = AVERAGE Sweep Count = 0 RF Atten (dB) = 10 Trace Mode = VIEW	M1 : 5725.000 MHz : -49.417 dBm M2 : 5732.315 MHz : -39.488 dBm M3 : 5753.056 MHz : -9.307 dBm	Channel Frequency: 5755.00 MHz

[Back to the Matrix](#)

This test report may be reproduced in full only. The document may only be updated by MiCOM Labs personnel. Any changes will be noted in the Document History section of the report.

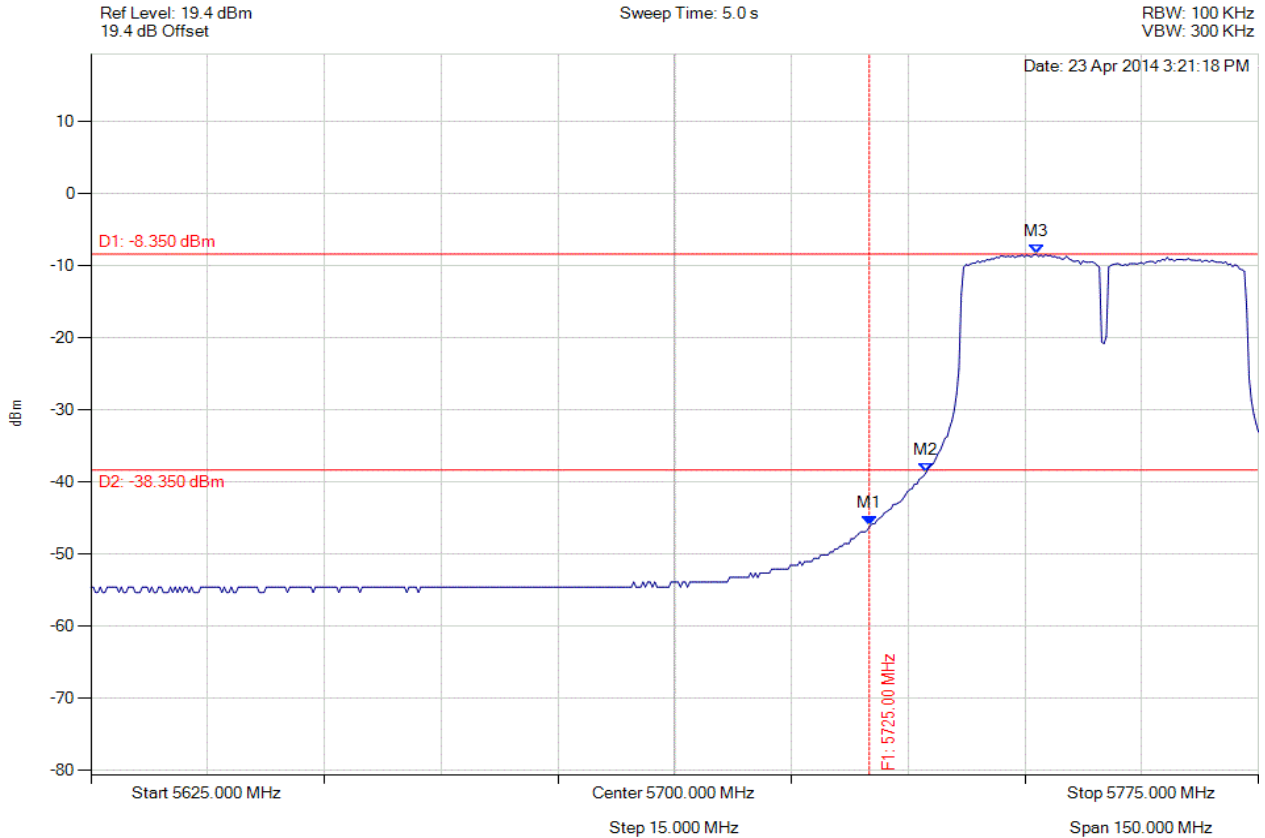


Title: Xirrus Inc. XI-AC1300, XI-AC867
To: FCC 47 CFR Part 15.247 & IC RSS-210
Serial #: XIRR04-U3 Rev A
Issue Date: 29th April 2014
Page: 516 of 572



CONDUCTED LOW BAND-EDGE EMISSIONS - AVERAGE

Variant: 802.11n HT-40, Channel: 5755.00 MHz, Chain b, Temp: Ambient, Voltage: 55 Vdc



Analyser Setup	Marker : Frequency : Amplitude	Test Results
Detector = AVERAGE Sweep Count = 0 RF Atten (dB) = 20 Trace Mode = VIEW	M1 : 5725.000 MHz : -46.062 dBm M2 : 5732.315 MHz : -38.664 dBm M3 : 5746.443 MHz : -8.350 dBm	Channel Frequency: 5755.00 MHz

[Back to the Matrix](#)

This test report may be reproduced in full only. The document may only be updated by MiCOM Labs personnel. Any changes will be noted in the Document History section of the report.

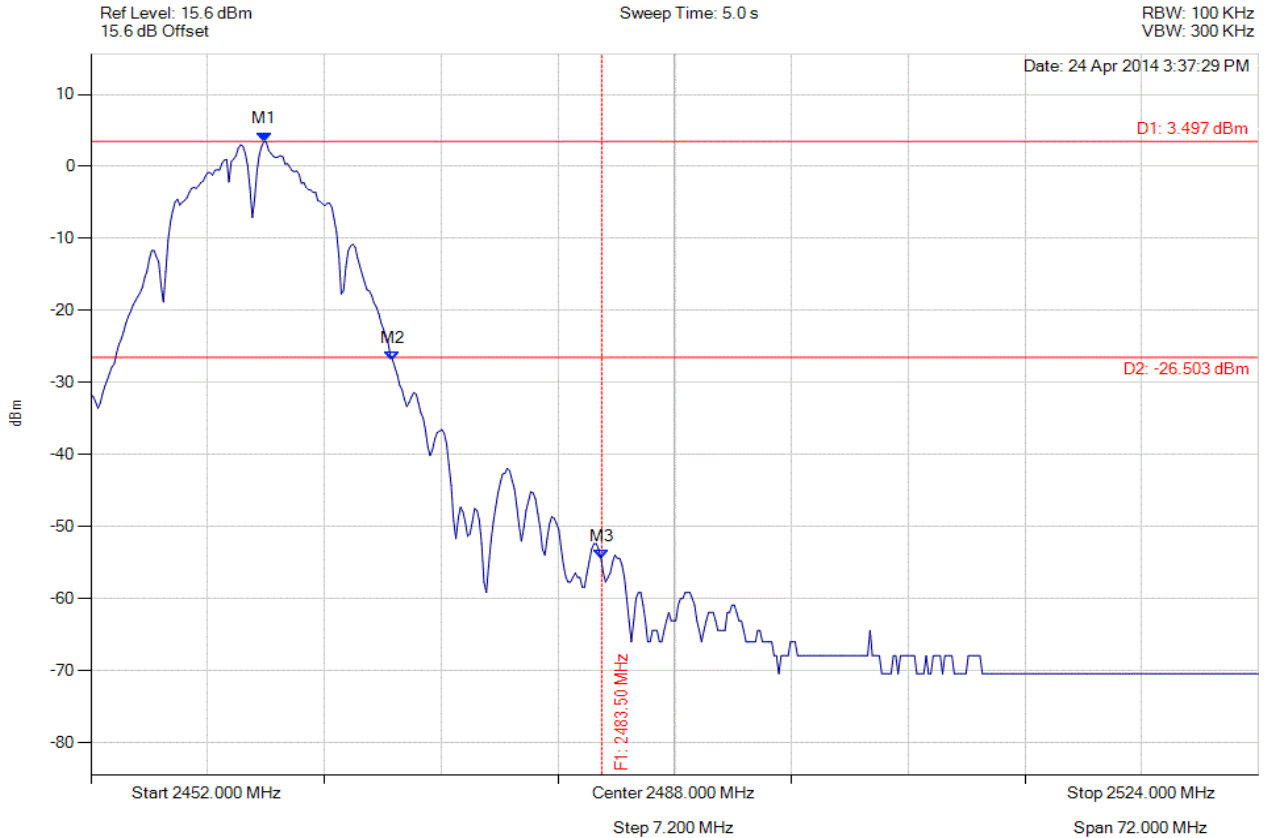


Title: Xirrus Inc. XI-AC1300, XI-AC867
To: FCC 47 CFR Part 15.247 & IC RSS-210
Serial #: XIRR04-U3 Rev A
Issue Date: 29th April 2014
Page: 517 of 572



CONDUCTED HIGH BAND-EDGE EMISSIONS - AVERAGE

Variant: 802.11b, Channel: 2462.00 MHz, Chain a, Temp: Ambient, Voltage: 55 Vdc



Analyser Setup	Marker : Frequency : Amplitude	Test Results
Detector = AVERAGE Sweep Count = 0 RF Atten (dB) = 10 Trace Mode = VIEW	M1 : 2462.677 MHz : 3.497 dBm M2 : 2470.613 MHz : -26.901 dBm M3 : 2483.500 MHz : -54.390 dBm	Channel Frequency: 2462.00 MHz

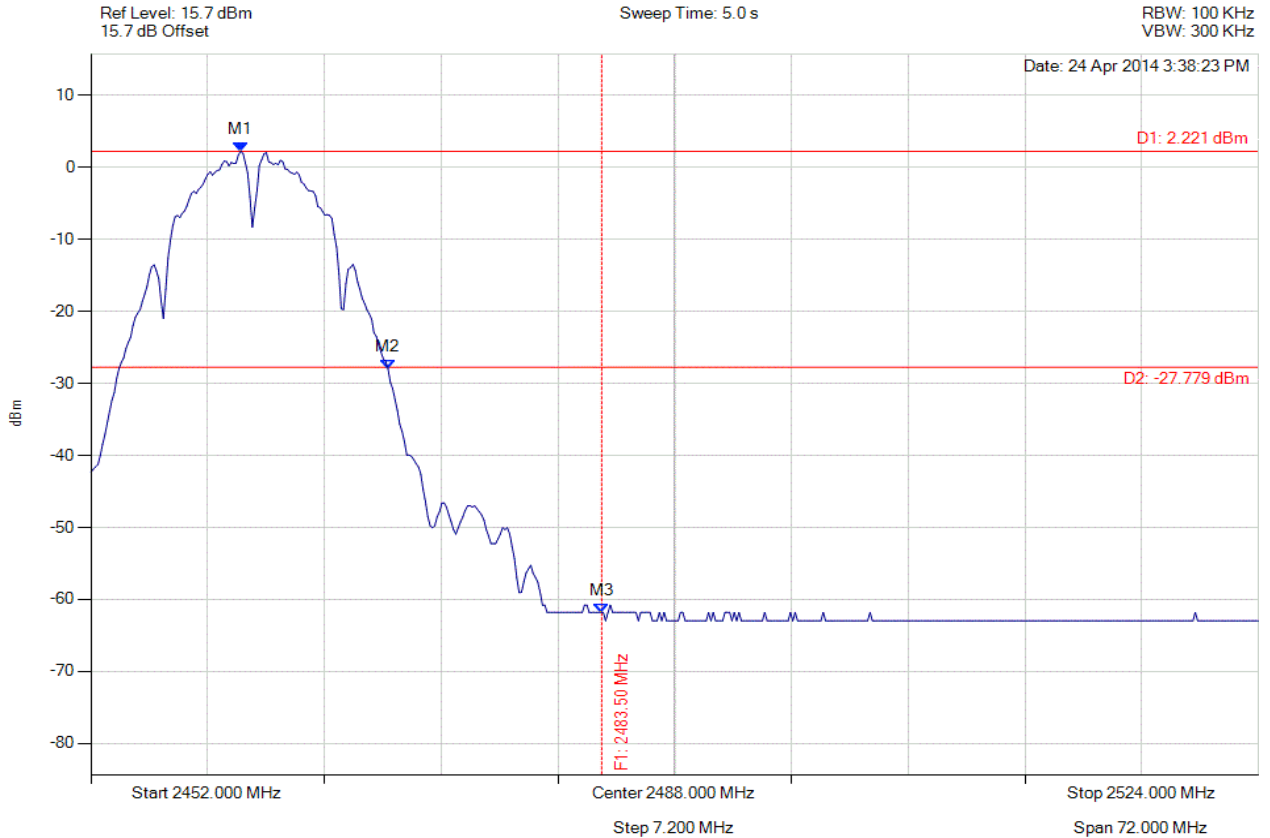
[Back to the Matrix](#)

This test report may be reproduced in full only. The document may only be updated by MiCOM Labs personnel. Any changes will be noted in the Document History section of the report.



CONDUCTED HIGH BAND-EDGE EMISSIONS - AVERAGE

Variant: 802.11b, Channel: 2462.00 MHz, Chain b, Temp: Ambient, Voltage: 55 Vdc



Analyser Setup	Marker : Frequency : Amplitude	Test Results
Detector = AVERAGE Sweep Count = 0 RF Atten (dB) = 20 Trace Mode = VIEW	M1 : 2461.234 MHz : 2.221 dBm M2 : 2470.325 MHz : -28.022 dBm M3 : 2483.500 MHz : -61.804 dBm	Channel Frequency: 2462.00 MHz

[Back to the Matrix](#)

This test report may be reproduced in full only. The document may only be updated by MiCOM Labs personnel. Any changes will be noted in the Document History section of the report.

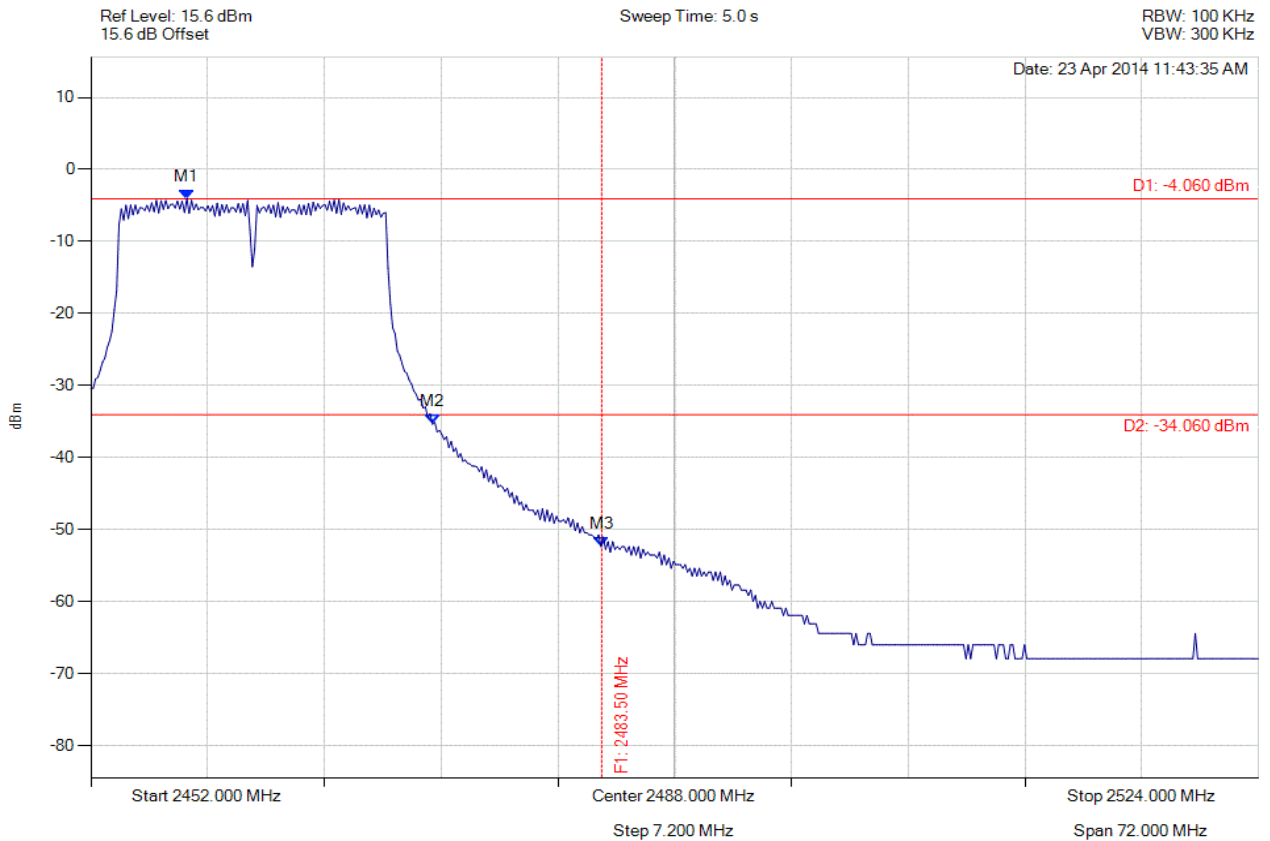


Title: Xirrus Inc. XI-AC1300, XI-AC867
To: FCC 47 CFR Part 15.247 & IC RSS-210
Serial #: XIRR04-U3 Rev A
Issue Date: 29th April 2014
Page: 519 of 572



CONDUCTED HIGH BAND-EDGE EMISSIONS - AVERAGE

Variant: 802.11g, Channel: 2462.00 MHz, Chain a, Temp: Ambient, Voltage: 55 Vdc



Analyser Setup	Marker : Frequency : Amplitude	Test Results
Detector = AVERAGE Sweep Count = 0 RF Atten (dB) = 10 Trace Mode = VIEW	M1 : 2457.916 MHz : -4.060 dBm M2 : 2473.066 MHz : -35.356 dBm M3 : 2483.500 MHz : -52.361 dBm	Channel Frequency: 2462.00 MHz

[Back to the Matrix](#)

This test report may be reproduced in full only. The document may only be updated by MiCOM Labs personnel. Any changes will be noted in the Document History section of the report.

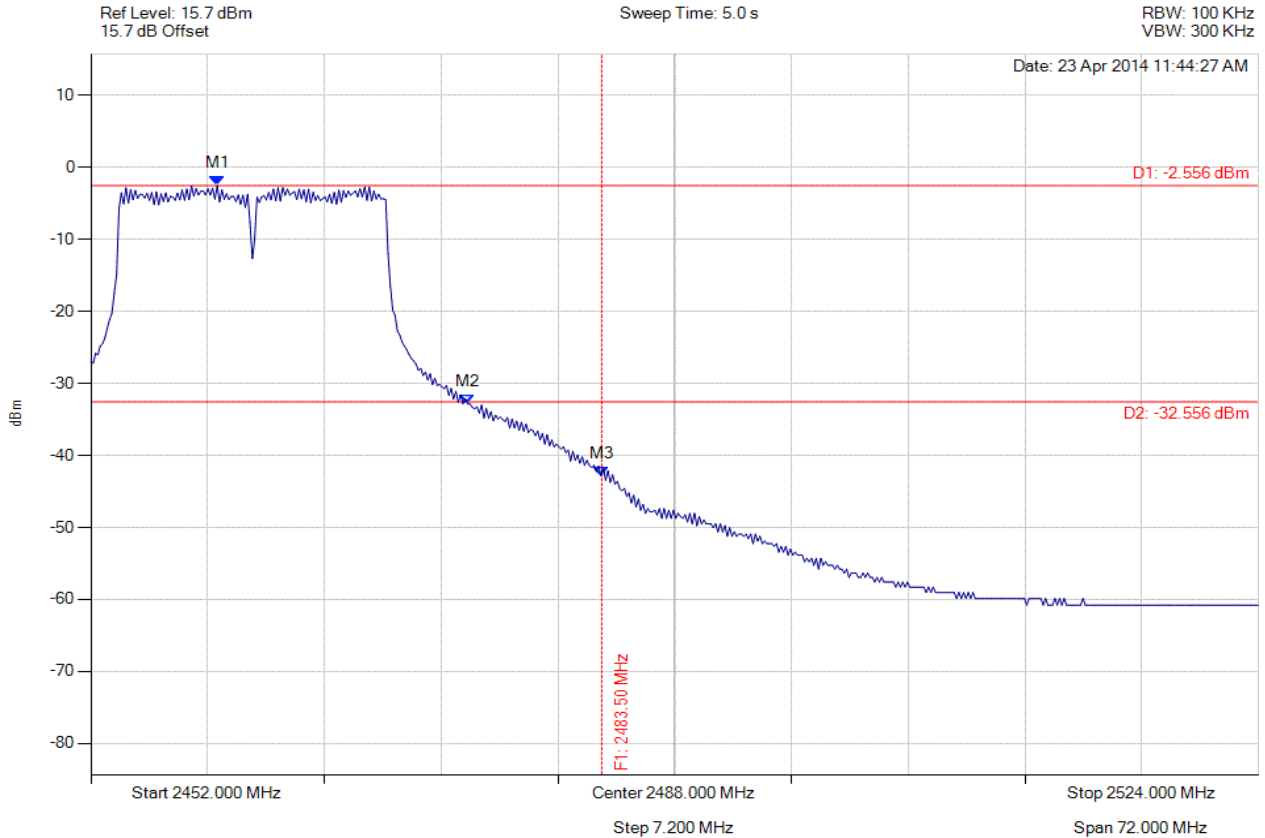


Title: Xirrus Inc. XI-AC1300, XI-AC867
To: FCC 47 CFR Part 15.247 & IC RSS-210
Serial #: XIRR04-U3 Rev A
Issue Date: 29th April 2014
Page: 520 of 572



CONDUCTED HIGH BAND-EDGE EMISSIONS - AVERAGE

Variant: 802.11g, Channel: 2462.00 MHz, Chain b, Temp: Ambient, Voltage: 55 Vdc



Analyser Setup	Marker : Frequency : Amplitude	Test Results
Detector = AVERAGE Sweep Count = 0 RF Atten (dB) = 20 Trace Mode = VIEW	M1 : 2459.792 MHz : -2.556 dBm M2 : 2475.230 MHz : -32.860 dBm M3 : 2483.500 MHz : -42.840 dBm	Channel Frequency: 2462.00 MHz

[Back to the Matrix](#)

This test report may be reproduced in full only. The document may only be updated by MiCOM Labs personnel. Any changes will be noted in the Document History section of the report.

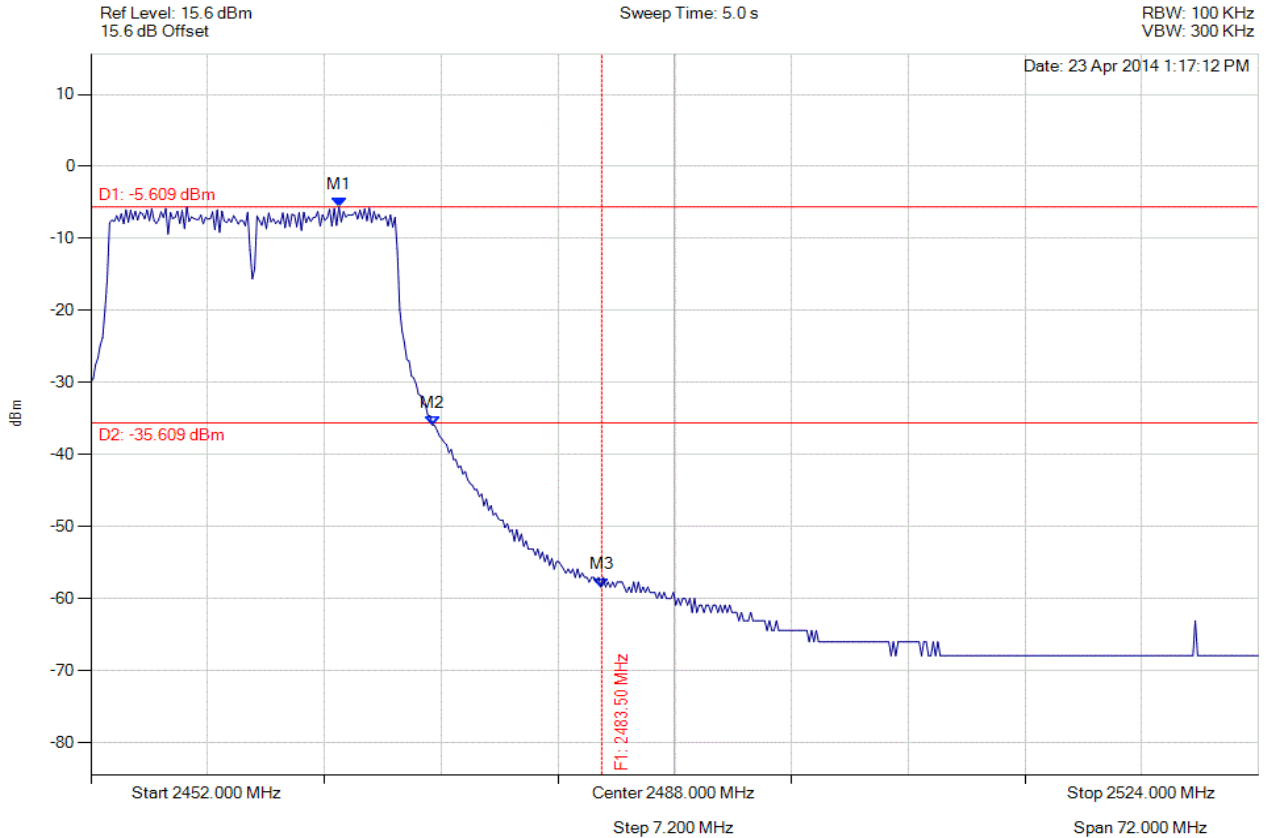


Title: Xirrus Inc. XI-AC1300, XI-AC867
To: FCC 47 CFR Part 15.247 & IC RSS-210
Serial #: XIRR04-U3 Rev A
Issue Date: 29th April 2014
Page: 521 of 572



CONDUCTED HIGH BAND-EDGE EMISSIONS - AVERAGE

Variant: 802.11n HT-20, Channel: 2462.00 MHz, Chain a, Temp: Ambient, Voltage: 55 Vdc



Analyser Setup	Marker : Frequency : Amplitude	Test Results
Detector = AVERAGE Sweep Count = 0 RF Atten (dB) = 10 Trace Mode = VIEW	M1 : 2467.295 MHz : -5.609 dBm M2 : 2473.066 MHz : -35.883 dBm M3 : 2483.500 MHz : -58.382 dBm	Channel Frequency: 2462.00 MHz

[Back to the Matrix](#)

This test report may be reproduced in full only. The document may only be updated by MiCOM Labs personnel. Any changes will be noted in the Document History section of the report.

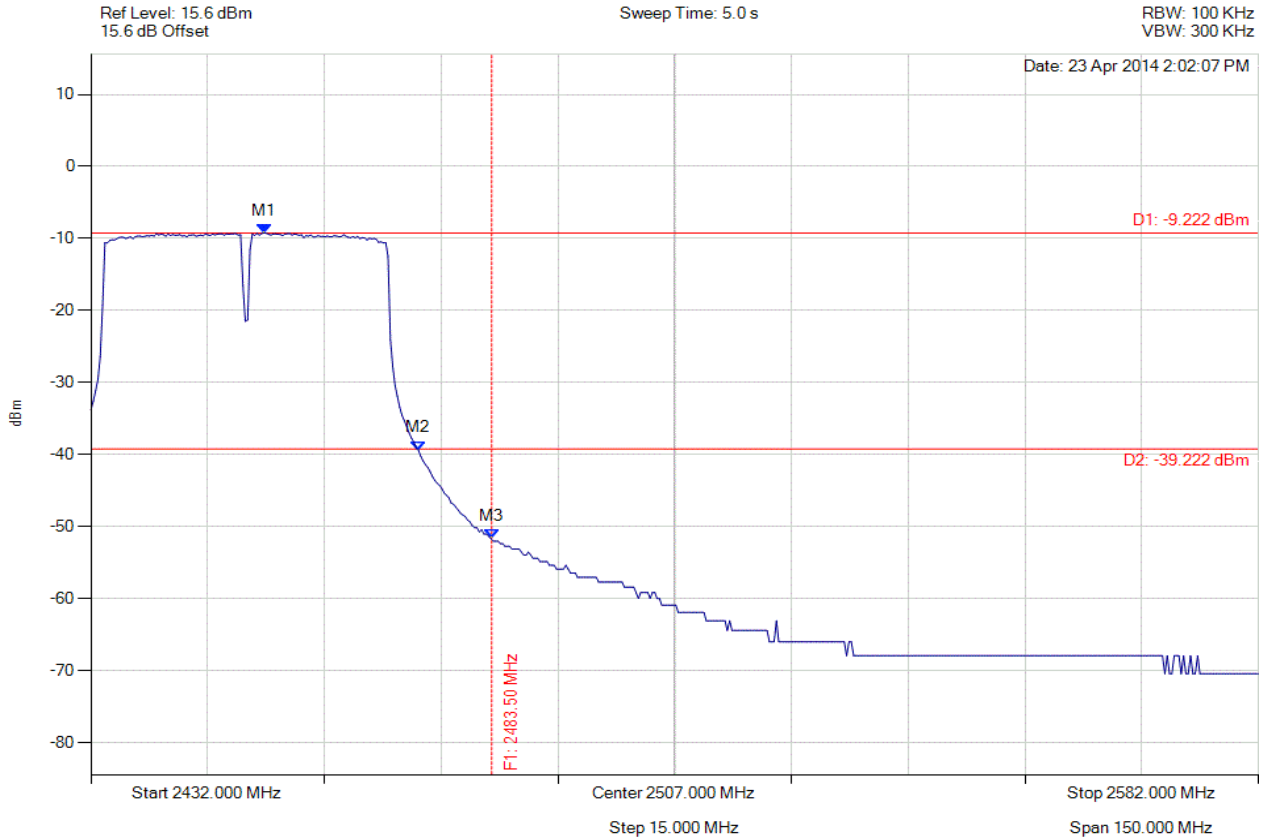


Title: Xirrus Inc. XI-AC1300, XI-AC867
To: FCC 47 CFR Part 15.247 & IC RSS-210
Serial #: XIRR04-U3 Rev A
Issue Date: 29th April 2014
Page: 522 of 572



CONDUCTED HIGH BAND-EDGE EMISSIONS - AVERAGE

Variant: 802.11n HT-40, Channel: 2452.00 MHz, Chain a, Temp: Ambient, Voltage: 55 Vdc



Analyser Setup	Marker : Frequency : Amplitude	Test Results
Detector = AVERAGE Sweep Count = 0 RF Atten (dB) = 10 Trace Mode = VIEW	M1 : 2454.244 MHz : -9.222 dBm M2 : 2474.084 MHz : -39.378 dBm M3 : 2483.500 MHz : -51.666 dBm	Channel Frequency: 2452.00 MHz

[Back to the Matrix](#)

This test report may be reproduced in full only. The document may only be updated by MiCOM Labs personnel. Any changes will be noted in the Document History section of the report.

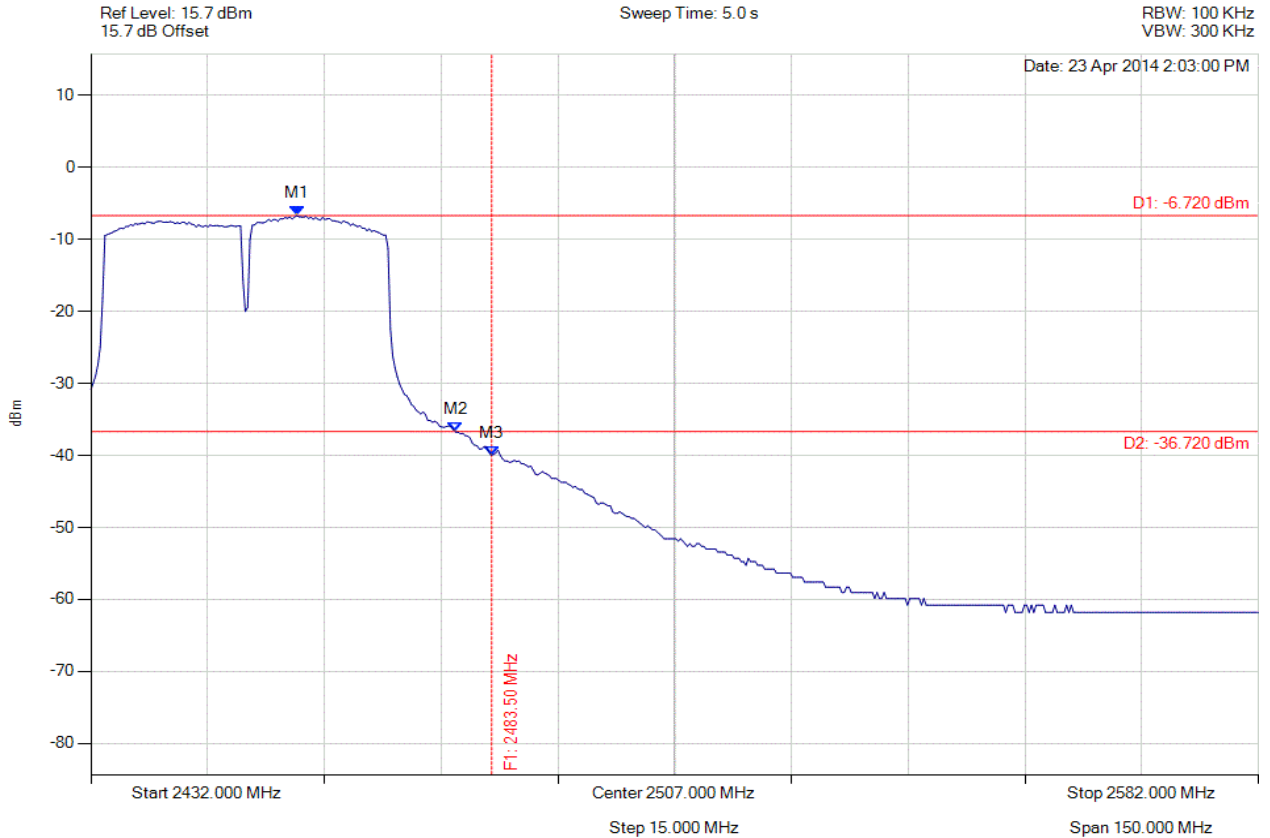


Title: Xirrus Inc. XI-AC1300, XI-AC867
To: FCC 47 CFR Part 15.247 & IC RSS-210
Serial #: XIRR04-U3 Rev A
Issue Date: 29th April 2014
Page: 523 of 572



CONDUCTED HIGH BAND-EDGE EMISSIONS - AVERAGE

Variant: 802.11n HT-40, Channel: 2452.00 MHz, Chain b, Temp: Ambient, Voltage: 55 Vdc



Analyser Setup	Marker : Frequency : Amplitude	Test Results
Detector = AVERAGE Sweep Count = 0 RF Atten (dB) = 20 Trace Mode = VIEW	M1 : 2458.453 MHz : -6.720 dBm M2 : 2478.894 MHz : -36.759 dBm M3 : 2483.500 MHz : -39.953 dBm	Channel Frequency: 2452.00 MHz

[Back to the Matrix](#)

This test report may be reproduced in full only. The document may only be updated by MiCOM Labs personnel. Any changes will be noted in the Document History section of the report.

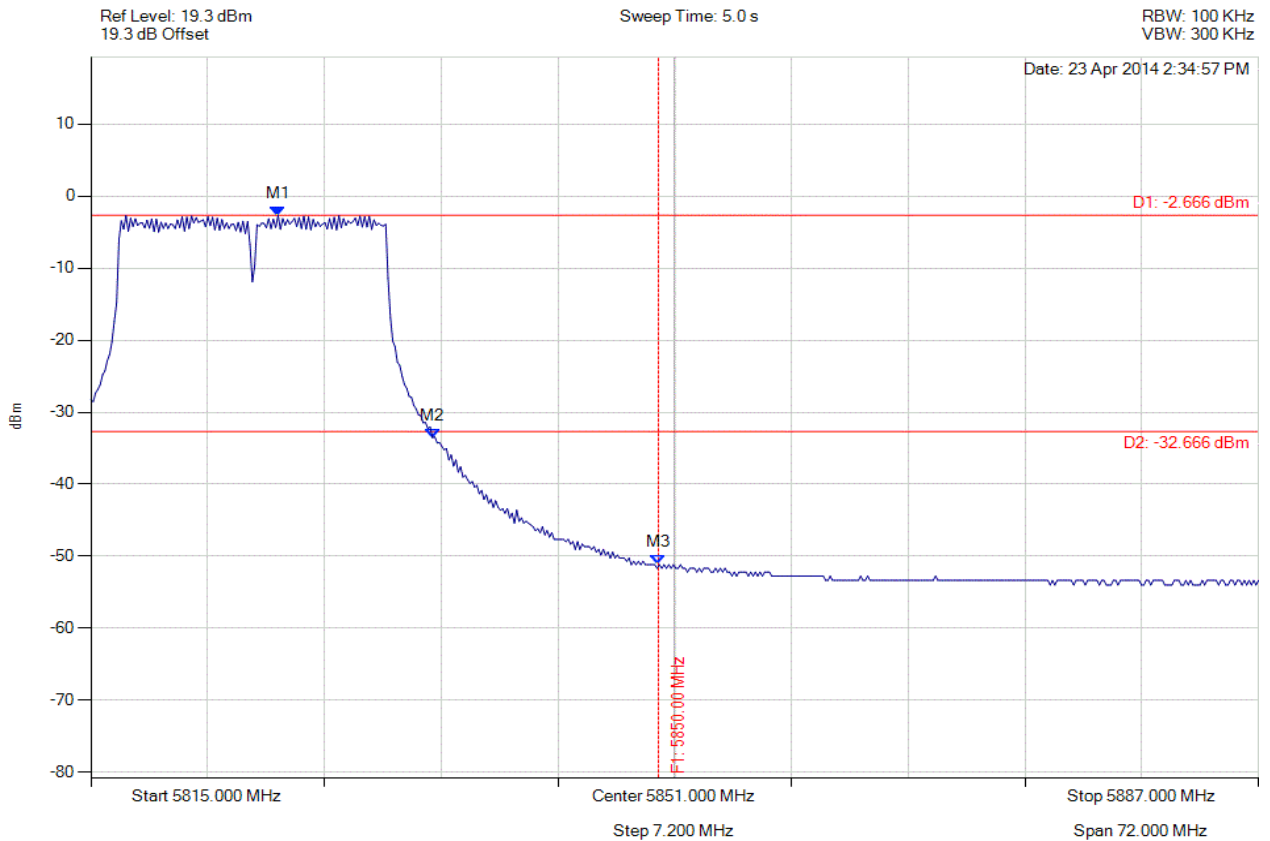


Title: Xirrus Inc. XI-AC1300, XI-AC867
To: FCC 47 CFR Part 15.247 & IC RSS-210
Serial #: XIRR04-U3 Rev A
Issue Date: 29th April 2014
Page: 524 of 572



CONDUCTED HIGH BAND-EDGE EMISSIONS - AVERAGE

Variant: 802.11a, Channel: 5825.00 MHz, Chain a, Temp: Ambient, Voltage: 55 Vdc



Analyser Setup	Marker : Frequency : Amplitude	Test Results
Detector = AVERAGE Sweep Count = 0 RF Atten (dB) = 20 Trace Mode = VIEW	M1 : 5826.543 MHz : -2.666 dBm M2 : 5836.066 MHz : -33.531 dBm M3 : 5850.000 MHz : -51.160 dBm	Channel Frequency: 5825.00 MHz

[Back to the Matrix](#)

This test report may be reproduced in full only. The document may only be updated by MiCOM Labs personnel. Any changes will be noted in the Document History section of the report.

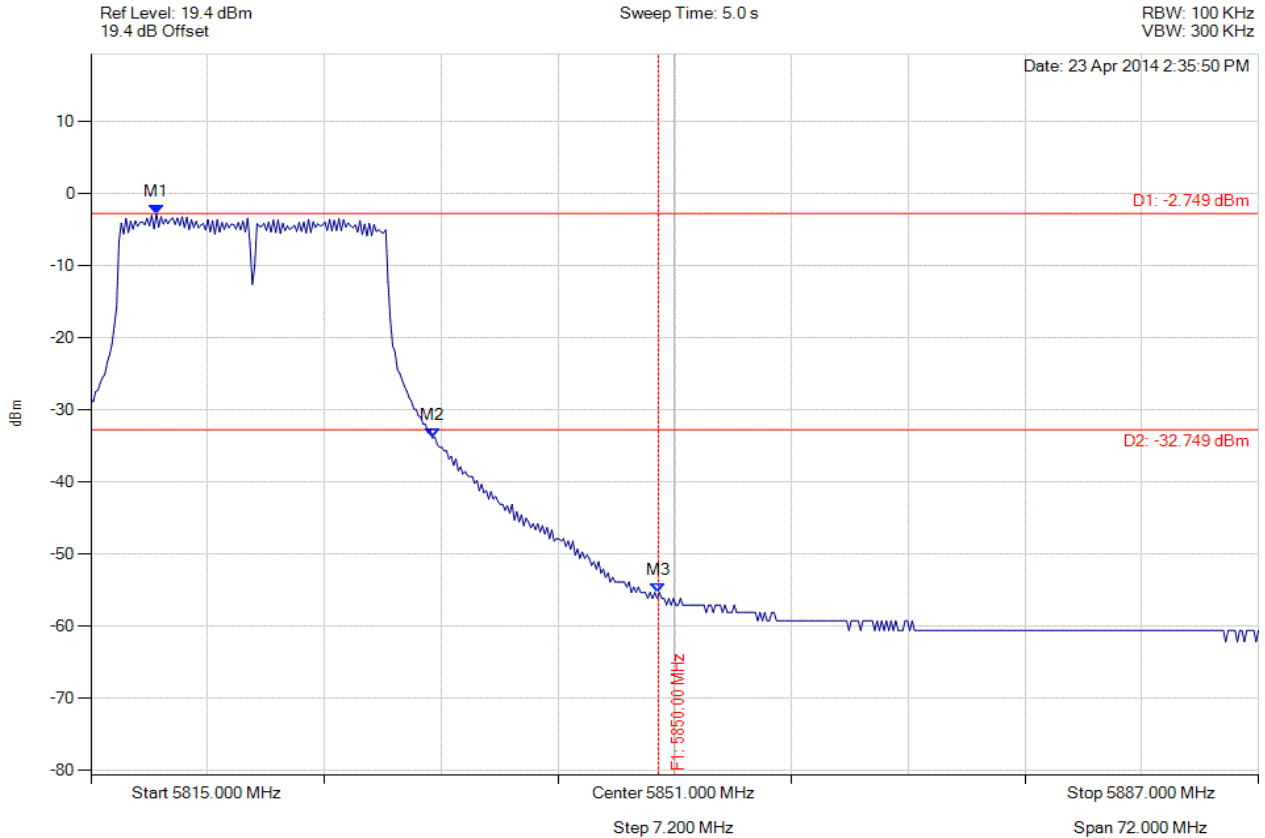


Title: Xirrus Inc. XI-AC1300, XI-AC867
To: FCC 47 CFR Part 15.247 & IC RSS-210
Serial #: XIRR04-U3 Rev A
Issue Date: 29th April 2014
Page: 525 of 572



CONDUCTED HIGH BAND-EDGE EMISSIONS - AVERAGE

Variant: 802.11a, Channel: 5825.00 MHz, Chain b, Temp: Ambient, Voltage: 55 Vdc



Analyser Setup	Marker : Frequency : Amplitude	Test Results
Detector = AVERAGE Sweep Count = 0 RF Atten (dB) = 10 Trace Mode = VIEW	M1 : 5819.040 MHz : -2.749 dBm M2 : 5836.066 MHz : -33.886 dBm M3 : 5850.000 MHz : -55.337 dBm	Channel Frequency: 5825.00 MHz

[Back to the Matrix](#)

This test report may be reproduced in full only. The document may only be updated by MiCOM Labs personnel. Any changes will be noted in the Document History section of the report.

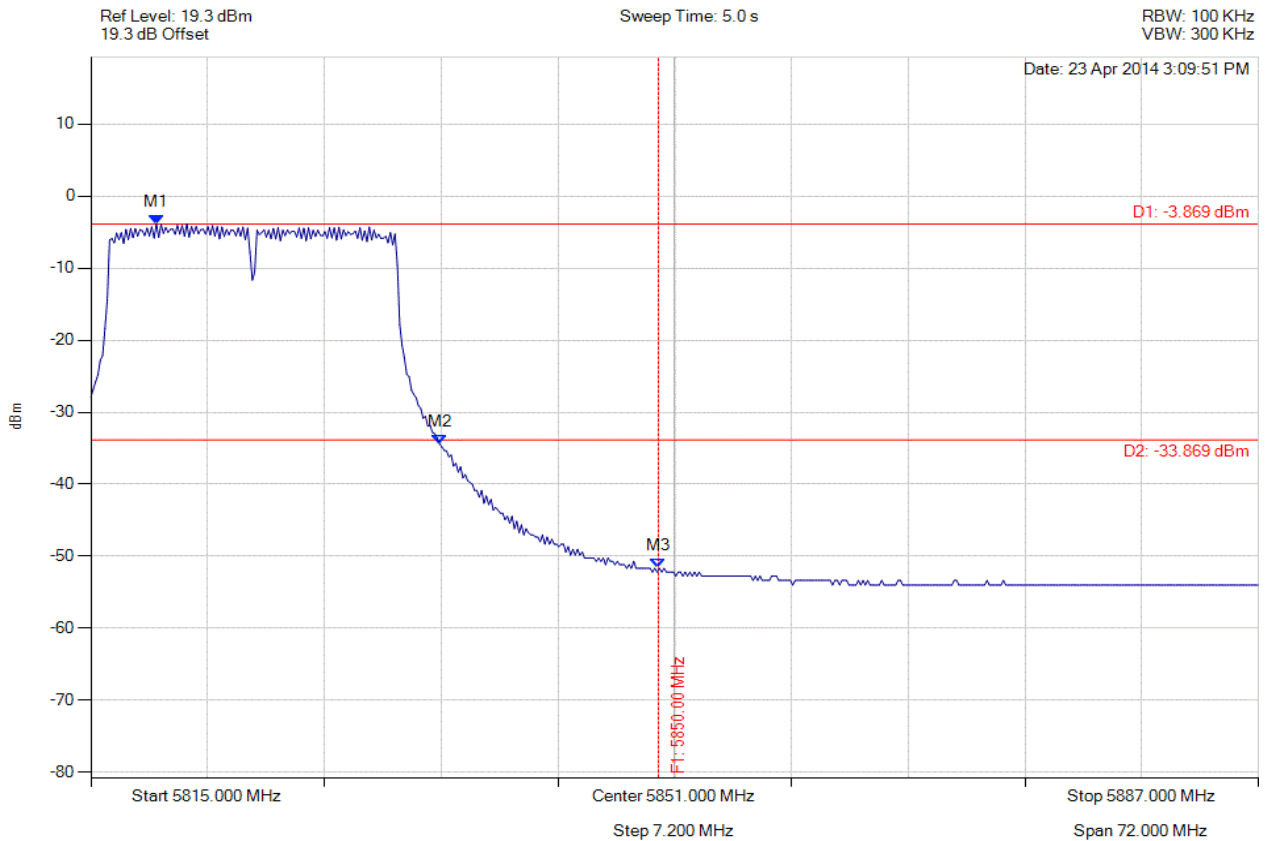


Title: Xirrus Inc. XI-AC1300, XI-AC867
To: FCC 47 CFR Part 15.247 & IC RSS-210
Serial #: XIRR04-U3 Rev A
Issue Date: 29th April 2014
Page: 526 of 572



CONDUCTED HIGH BAND-EDGE EMISSIONS - AVERAGE

Variant: 802.11n HT-20, Channel: 5825.00 MHz, Chain a, Temp: Ambient, Voltage: 55 Vdc



Analyser Setup	Marker : Frequency : Amplitude	Test Results
Detector = AVERAGE Sweep Count = 0 RF Atten (dB) = 20 Trace Mode = VIEW	M1 : 5819.040 MHz : -3.869 dBm M2 : 5836.499 MHz : -34.397 dBm M3 : 5850.000 MHz : -51.656 dBm	Channel Frequency: 5825.00 MHz

[Back to the Matrix](#)

This test report may be reproduced in full only. The document may only be updated by MiCOM Labs personnel. Any changes will be noted in the Document History section of the report.

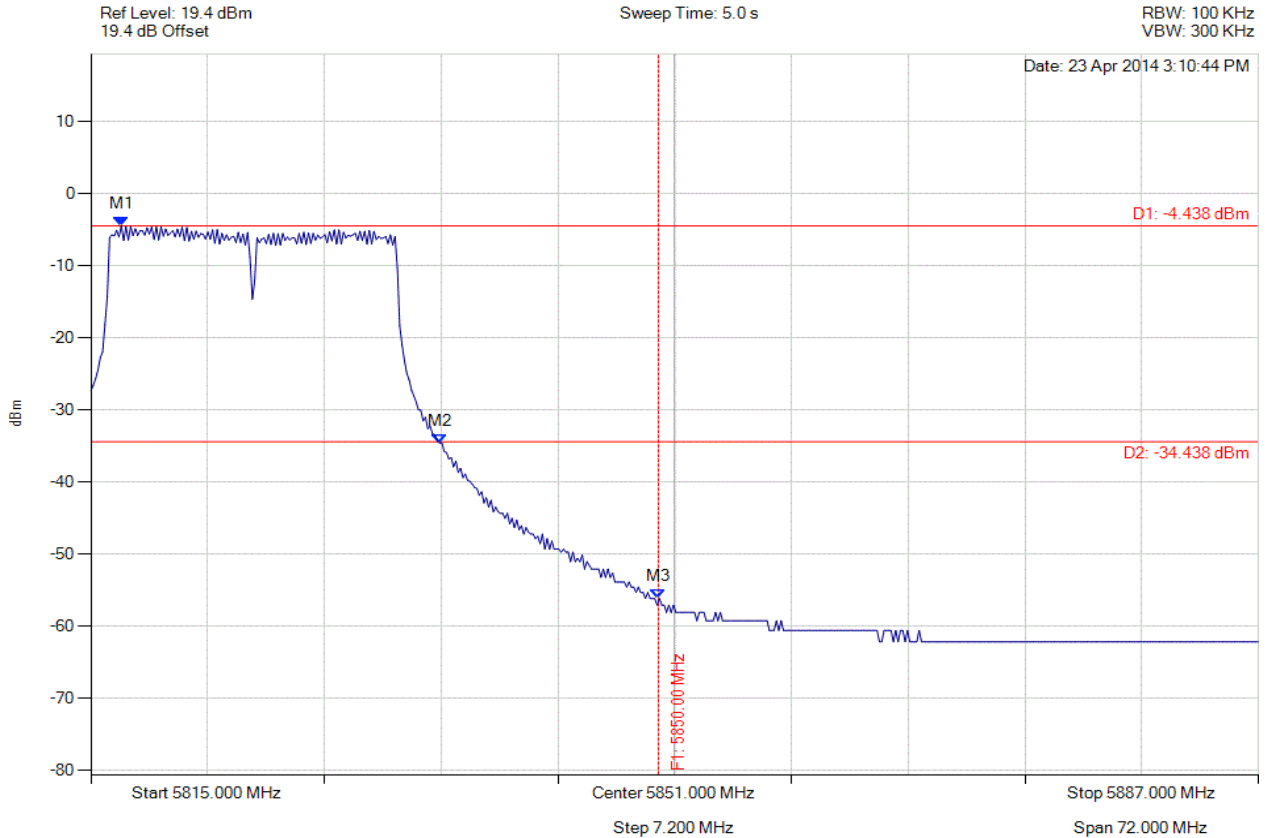


Title: Xirrus Inc. XI-AC1300, XI-AC867
To: FCC 47 CFR Part 15.247 & IC RSS-210
Serial #: XIRR04-U3 Rev A
Issue Date: 29th April 2014
Page: 527 of 572



CONDUCTED HIGH BAND-EDGE EMISSIONS - AVERAGE

Variant: 802.11n HT-20, Channel: 5825.00 MHz, Chain b, Temp: Ambient, Voltage: 55 Vdc



Analyser Setup	Marker : Frequency : Amplitude	Test Results
Detector = AVERAGE Sweep Count = 0 RF Atten (dB) = 10 Trace Mode = VIEW	M1 : 5816.876 MHz : -4.438 dBm M2 : 5836.499 MHz : -34.582 dBm M3 : 5850.000 MHz : -56.165 dBm	Channel Frequency: 5825.00 MHz

[Back to the Matrix](#)

This test report may be reproduced in full only. The document may only be updated by MiCOM Labs personnel. Any changes will be noted in the Document History section of the report.

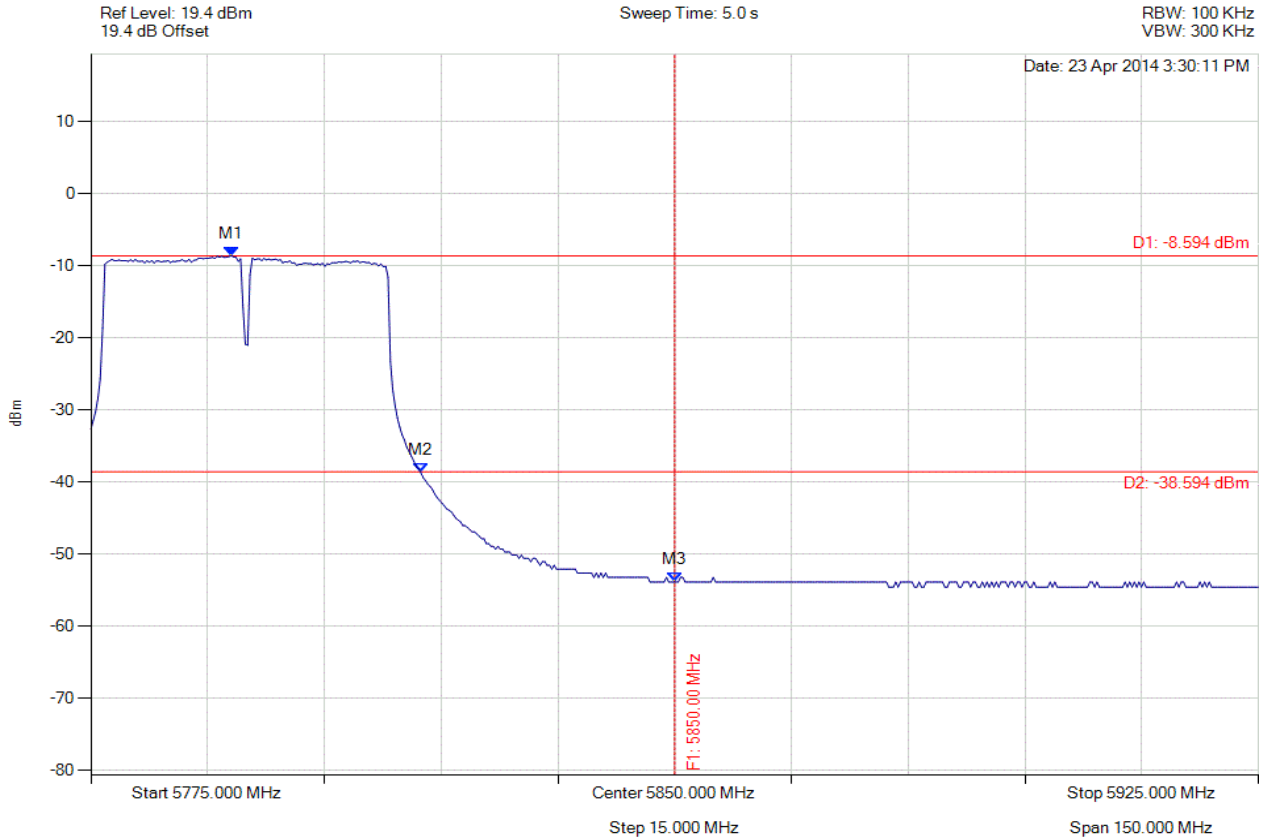


Title: Xirrus Inc. XI-AC1300, XI-AC867
To: FCC 47 CFR Part 15.247 & IC RSS-210
Serial #: XIRR04-U3 Rev A
Issue Date: 29th April 2014
Page: 528 of 572



CONDUCTED HIGH BAND-EDGE EMISSIONS - AVERAGE

Variation: 802.11n HT-40, Channel: 5795.00 MHz, Chain a, Temp: Ambient, Voltage: 55 Vdc



Analyser Setup	Marker : Frequency : Amplitude	Test Results
Detector = AVERAGE Sweep Count = 0 RF Atten (dB) = 20 Trace Mode = VIEW	M1 : 5793.036 MHz : -8.594 dBm M2 : 5817.385 MHz : -38.664 dBm M3 : 5850.000 MHz : -53.886 dBm	Channel Frequency: 5795.00 MHz

[Back to the Matrix](#)

This test report may be reproduced in full only. The document may only be updated by MiCOM Labs personnel. Any changes will be noted in the Document History section of the report.

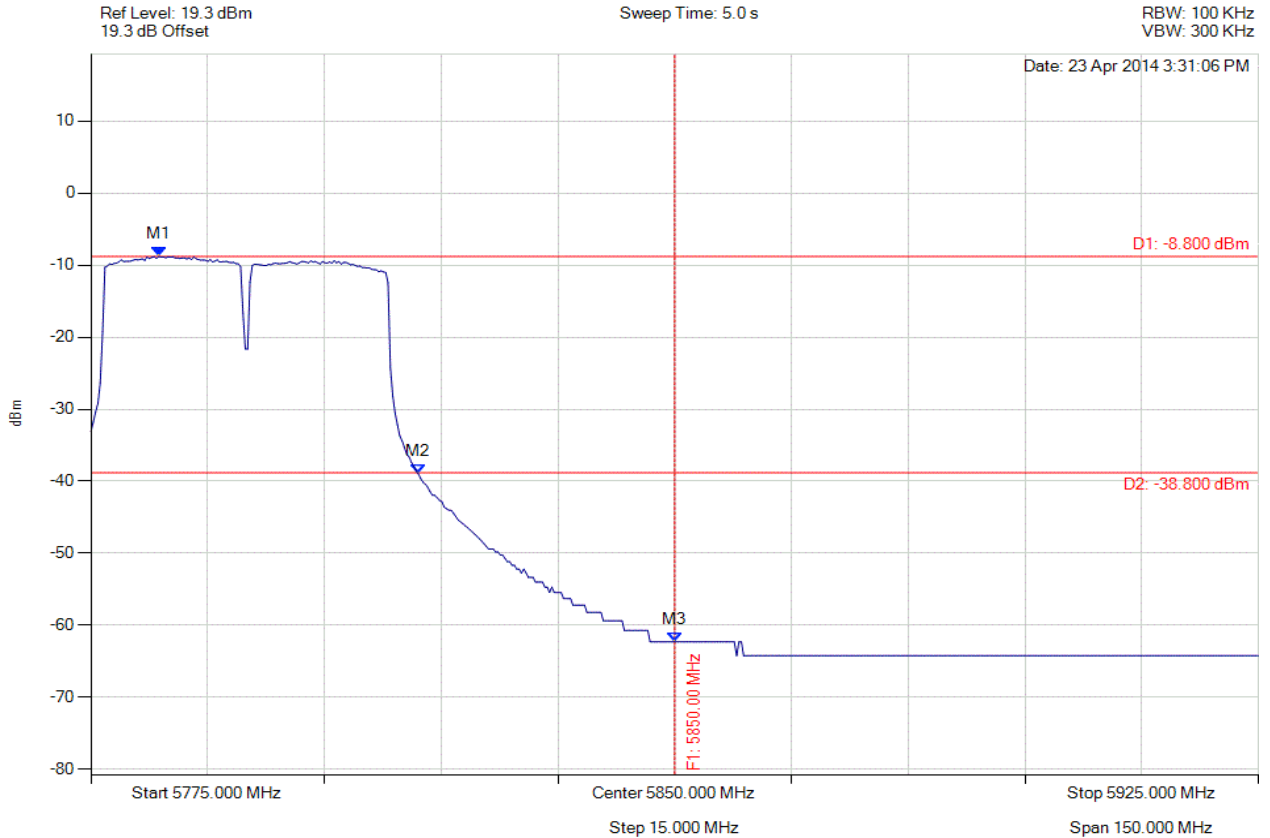


Title: Xirrus Inc. XI-AC1300, XI-AC867
To: FCC 47 CFR Part 15.247 & IC RSS-210
Serial #: XIRR04-U3 Rev A
Issue Date: 29th April 2014
Page: 529 of 572



CONDUCTED HIGH BAND-EDGE EMISSIONS - AVERAGE

Variant: 802.11n HT-40, Channel: 5795.00 MHz, Chain b, Temp: Ambient, Voltage: 55 Vdc



Analyser Setup	Marker : Frequency : Amplitude	Test Results
Detector = AVERAGE Sweep Count = 0 RF Atten (dB) = 10 Trace Mode = VIEW	M1 : 5783.717 MHz : -8.800 dBm M2 : 5817.084 MHz : -38.999 dBm M3 : 5850.000 MHz : -62.286 dBm	Channel Frequency: 5795.00 MHz

[Back to the Matrix](#)

This test report may be reproduced in full only. The document may only be updated by MiCOM Labs personnel. Any changes will be noted in the Document History section of the report.

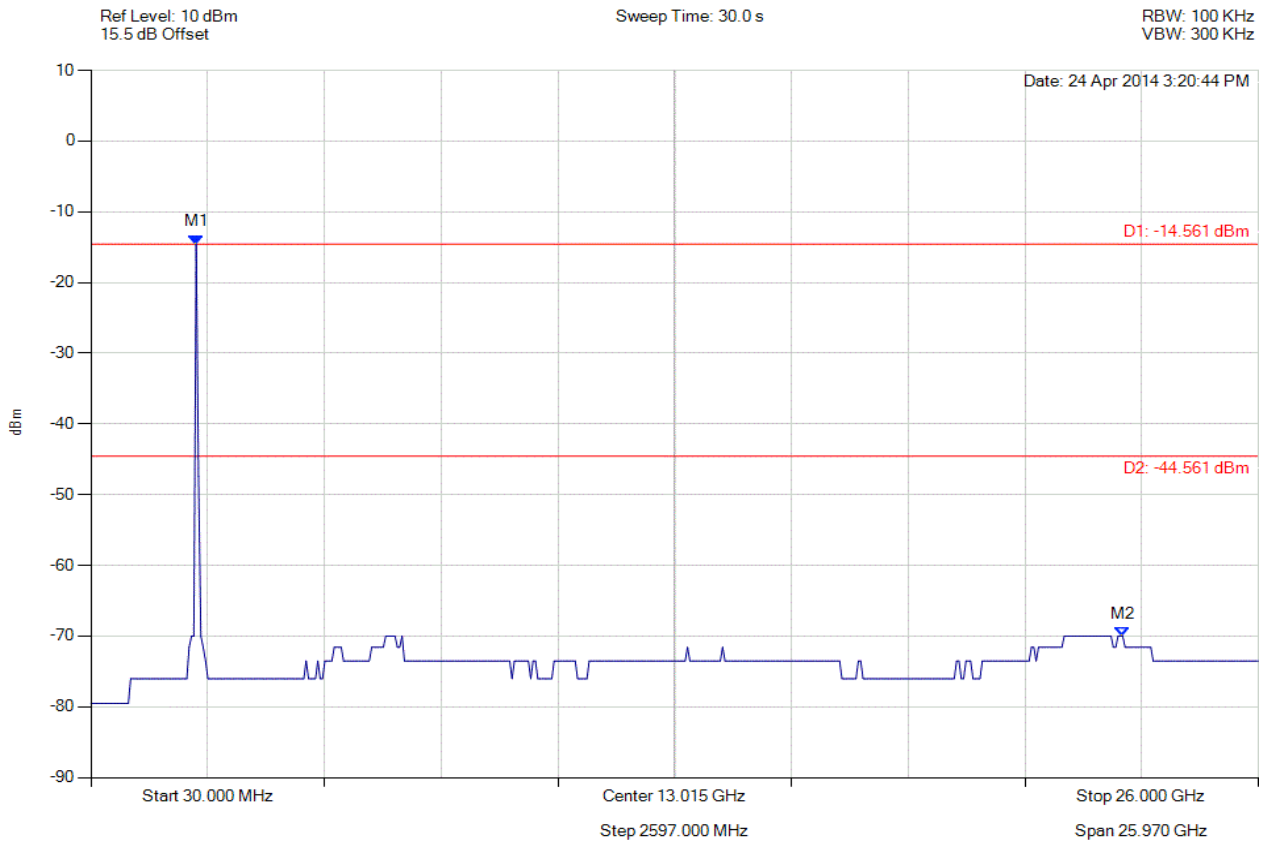


Title: Xirrus Inc. XI-AC1300, XI-AC867
To: FCC 47 CFR Part 15.247 & IC RSS-210
Serial #: XIRR04-U3 Rev A
Issue Date: 29th April 2014
Page: 530 of 572



CONDUCTED SPURIOUS EMISSIONS - AVERAGE

Variant: 802.11b, Channel: 2412.00 MHz, Chain a, Temp: Ambient, Voltage: 55 Vdc



Analyser Setup	Marker : Frequency : Amplitude	Test Results
Detector = AVERAGE Sweep Count = 0 RF Atten (dB) = 10 Trace Mode = VIEW	M1 : 2371.984 MHz : -14.561 dBm M2 : 22.981 GHz : -70.002 dBm	Limit: -44.56 dBm Margin: -25.44 dB

[Back to the Matrix](#)

This test report may be reproduced in full only. The document may only be updated by MiCOM Labs personnel. Any changes will be noted in the Document History section of the report.

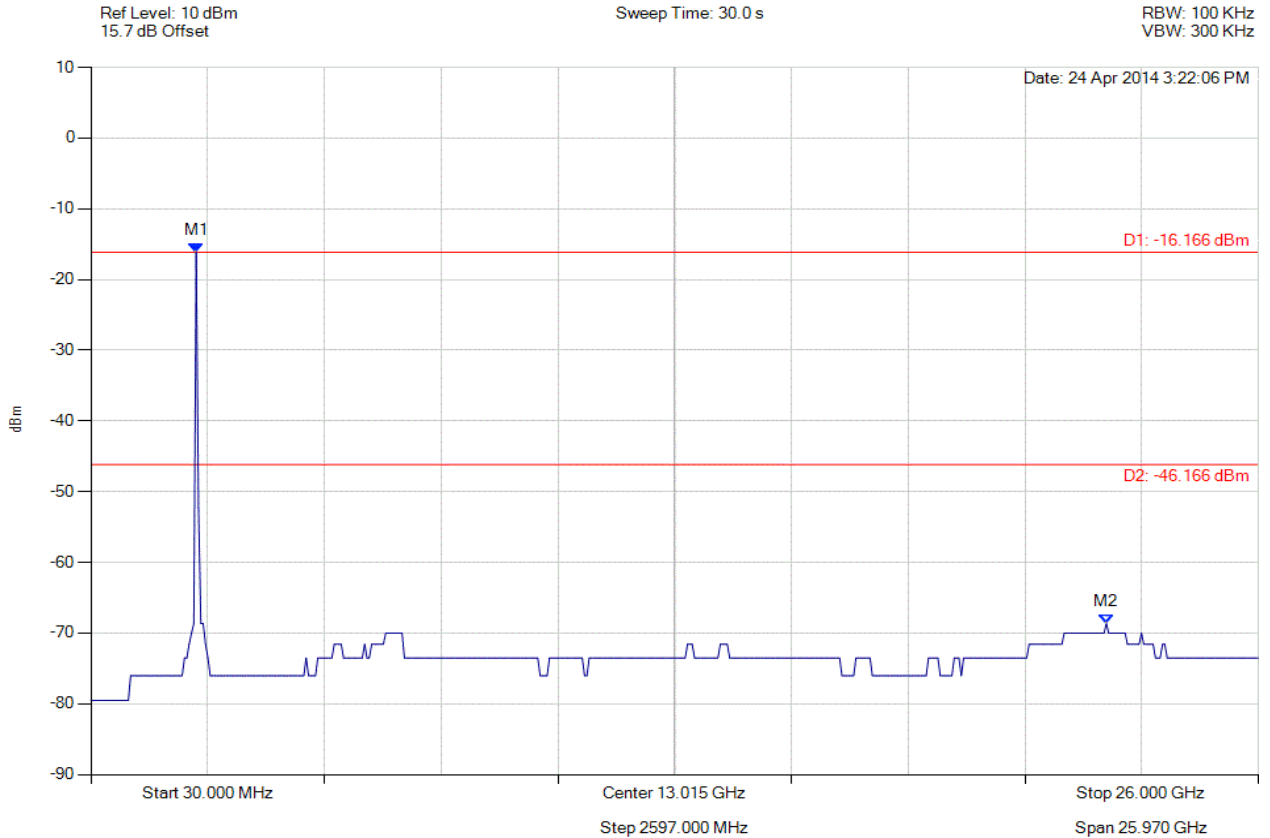


Title: Xirrus Inc. XI-AC1300, XI-AC867
To: FCC 47 CFR Part 15.247 & IC RSS-210
Serial #: XIRR04-U3 Rev A
Issue Date: 29th April 2014
Page: 531 of 572



CONDUCTED SPURIOUS EMISSIONS - AVERAGE

Variant: 802.11b, Channel: 2412.00 MHz, Chain b, Temp: Ambient, Voltage: 55 Vdc



Analyser Setup	Marker : Frequency : Amplitude	Test Results
Detector = AVERAGE Sweep Count = 0 RF Atten (dB) = 10 Trace Mode = VIEW	M1 : 2371.984 MHz : -16.166 dBm M2 : 22.617 GHz : -68.663 dBm	Limit: -46.17 dBm Margin: -22.49 dB

[Back to the Matrix](#)

This test report may be reproduced in full only. The document may only be updated by MiCOM Labs personnel. Any changes will be noted in the Document History section of the report.

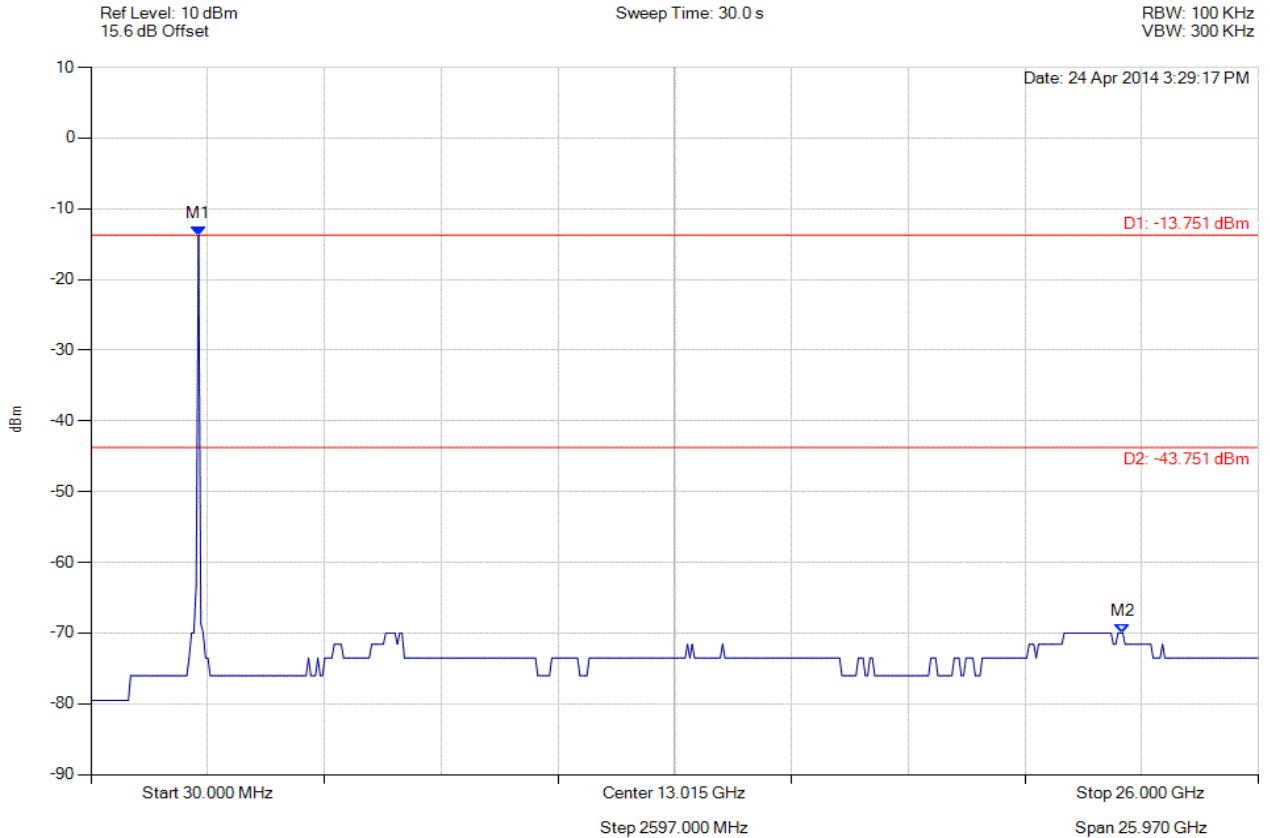


Title: Xirrus Inc. XI-AC1300, XI-AC867
To: FCC 47 CFR Part 15.247 & IC RSS-210
Serial #: XIRR04-U3 Rev A
Issue Date: 29th April 2014
Page: 532 of 572



CONDUCTED SPURIOUS EMISSIONS - AVERAGE

Variant: 802.11b, Channel: 2437.00 MHz, Chain a, Temp: Ambient, Voltage: 55 Vdc



Analyser Setup	Marker : Frequency : Amplitude	Test Results
Detector = AVERAGE Sweep Count = 0 RF Atten (dB) = 10 Trace Mode = VIEW	M1 : 2424.028 MHz : -13.751 dBm M2 : 22.981 GHz : -70.002 dBm	Limit: -43.75 dBm Margin: -26.25 dB

[Back to the Matrix](#)

This test report may be reproduced in full only. The document may only be updated by MiCOM Labs personnel. Any changes will be noted in the Document History section of the report.

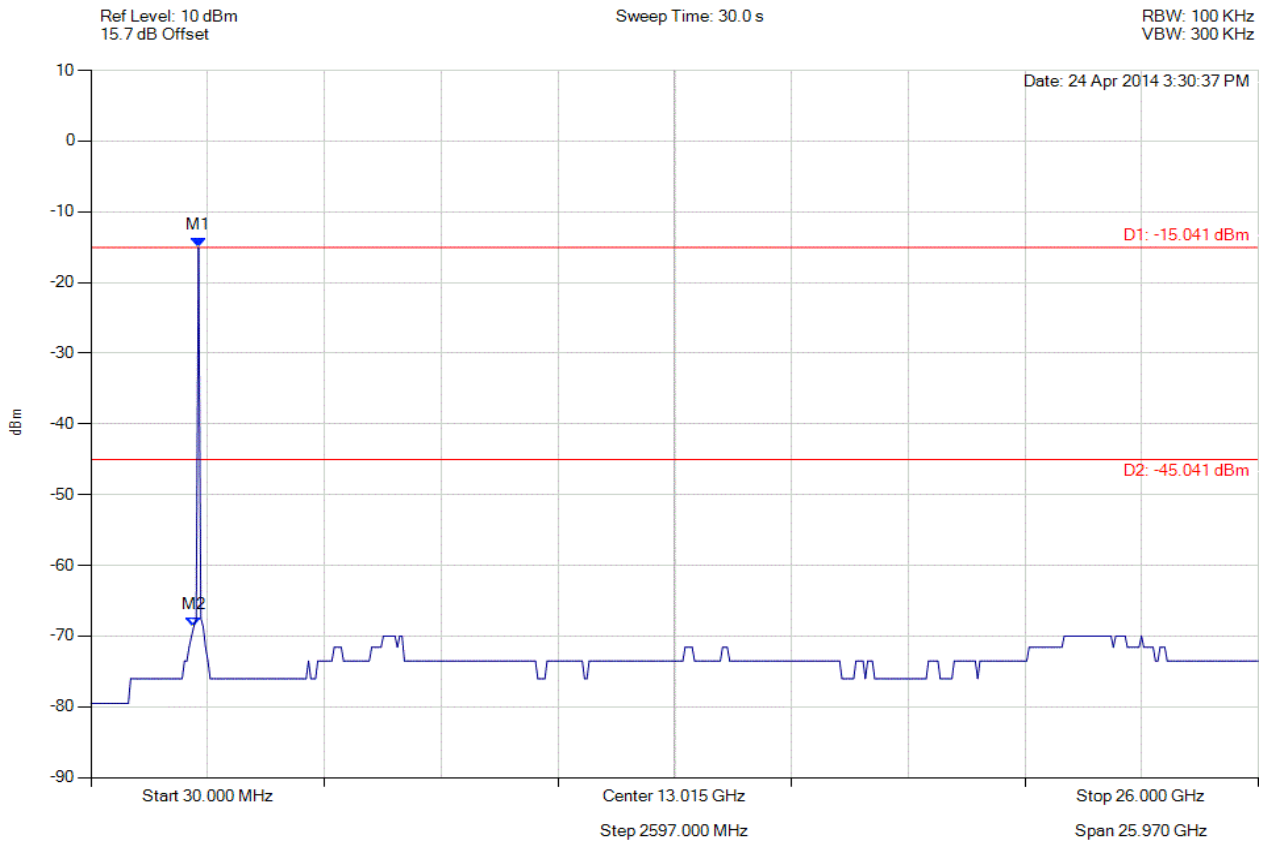


Title: Xirrus Inc. XI-AC1300, XI-AC867
To: FCC 47 CFR Part 15.247 & IC RSS-210
Serial #: XIRR04-U3 Rev A
Issue Date: 29th April 2014
Page: 533 of 572



CONDUCTED SPURIOUS EMISSIONS - AVERAGE

Variant: 802.11b, Channel: 2437.00 MHz, Chain b, Temp: Ambient, Voltage: 55 Vdc



Analyser Setup	Marker : Frequency : Amplitude	Test Results
Detector = AVERAGE Sweep Count = 0 RF Atten (dB) = 10 Trace Mode = VIEW	M1 : 2424.028 MHz : -15.041 dBm M2 : 2319.940 MHz : -68.663 dBm	Limit: -45.04 dBm Margin: -23.62 dB

[Back to the Matrix](#)

This test report may be reproduced in full only. The document may only be updated by MiCOM Labs personnel. Any changes will be noted in the Document History section of the report.

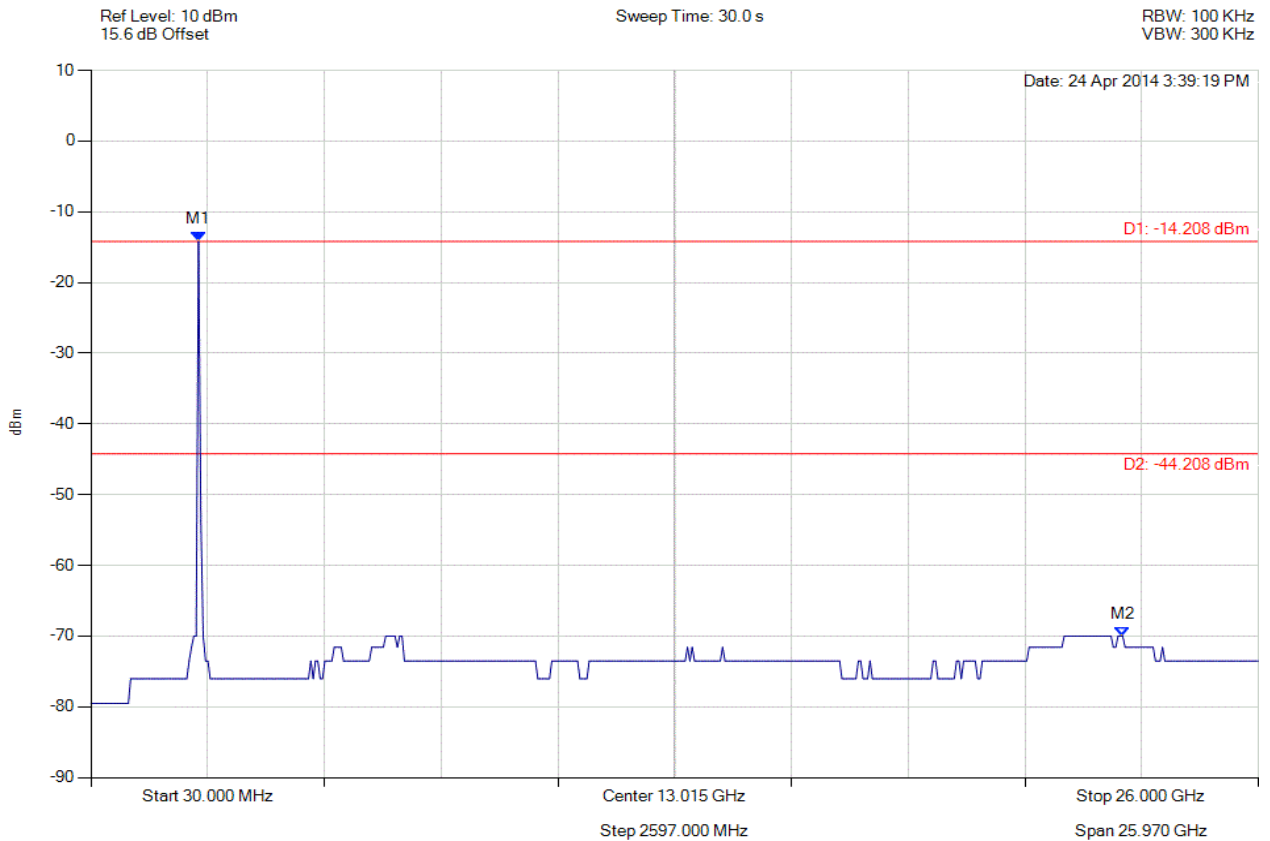


Title: Xirrus Inc. XI-AC1300, XI-AC867
To: FCC 47 CFR Part 15.247 & IC RSS-210
Serial #: XIRR04-U3 Rev A
Issue Date: 29th April 2014
Page: 534 of 572



CONDUCTED SPURIOUS EMISSIONS - AVERAGE

Variant: 802.11b, Channel: 2462.00 MHz, Chain a, Temp: Ambient, Voltage: 55 Vdc



Analyser Setup	Marker : Frequency : Amplitude	Test Results
Detector = AVERAGE Sweep Count = 0 RF Atten (dB) = 10 Trace Mode = VIEW	M1 : 2424.028 MHz : -14.208 dBm M2 : 22.981 GHz : -70.002 dBm	Limit: -44.21 dBm Margin: -25.79 dB

[Back to the Matrix](#)

This test report may be reproduced in full only. The document may only be updated by MiCOM Labs personnel. Any changes will be noted in the Document History section of the report.

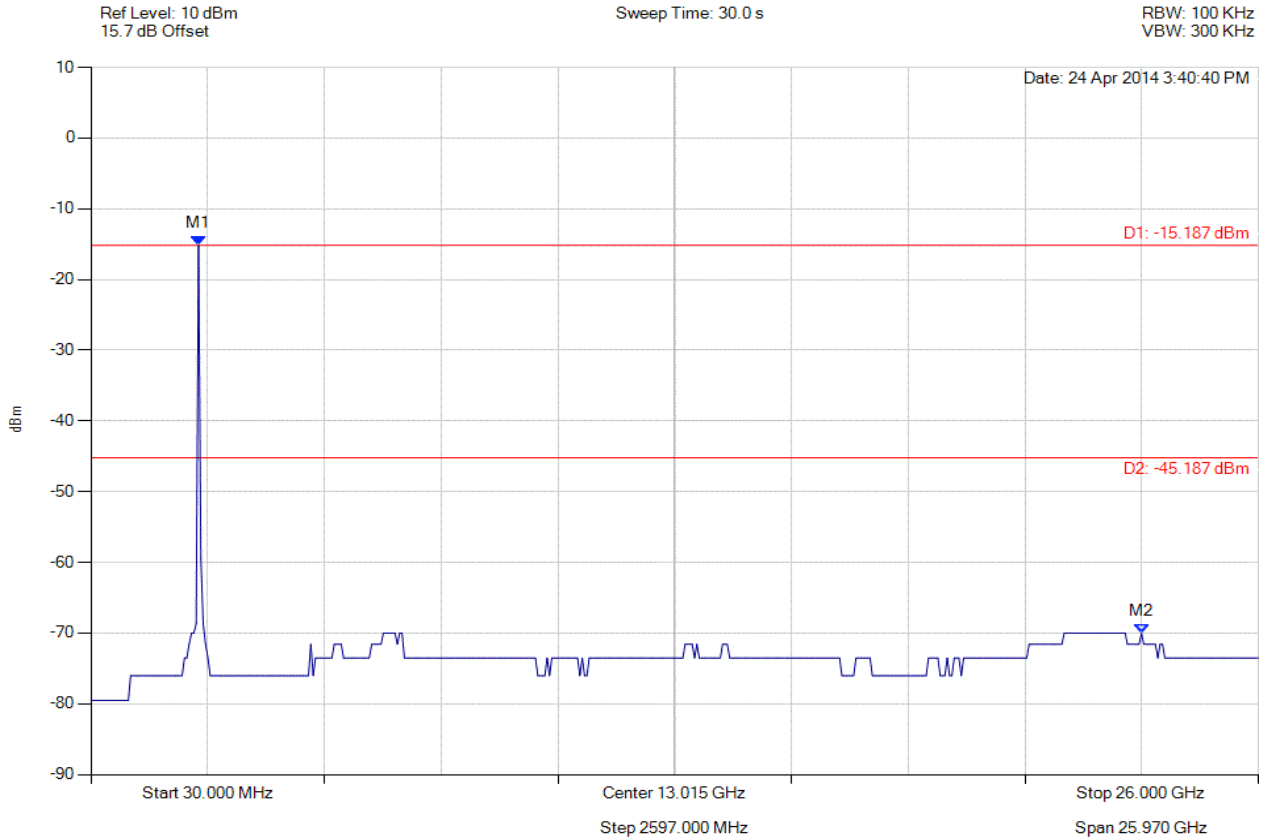


Title: Xirrus Inc. XI-AC1300, XI-AC867
To: FCC 47 CFR Part 15.247 & IC RSS-210
Serial #: XIRR04-U3 Rev A
Issue Date: 29th April 2014
Page: 535 of 572



CONDUCTED SPURIOUS EMISSIONS - AVERAGE

Variant: 802.11b, Channel: 2462.00 MHz, Chain b, Temp: Ambient, Voltage: 55 Vdc



Analyser Setup	Marker : Frequency : Amplitude	Test Results
Detector = AVERAGE Sweep Count = 0 RF Atten (dB) = 10 Trace Mode = VIEW	M1 : 2424.028 MHz : -15.187 dBm M2 : 23.398 GHz : -70.002 dBm	Limit: -45.19 dBm Margin: -24.81 dB

[Back to the Matrix](#)

This test report may be reproduced in full only. The document may only be updated by MiCOM Labs personnel. Any changes will be noted in the Document History section of the report.

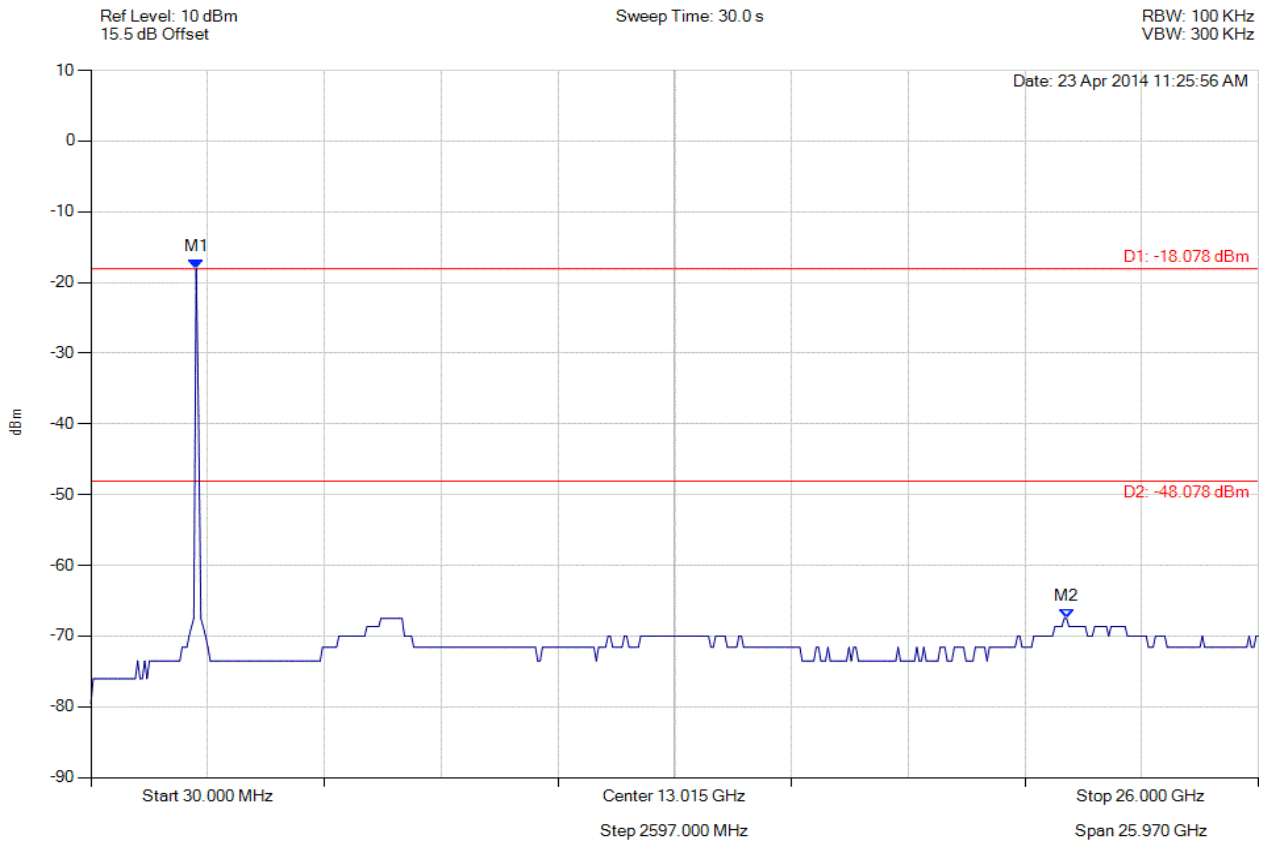


Title: Xirrus Inc. XI-AC1300, XI-AC867
To: FCC 47 CFR Part 15.247 & IC RSS-210
Serial #: XIRR04-U3 Rev A
Issue Date: 29th April 2014
Page: 536 of 572



CONDUCTED SPURIOUS EMISSIONS - AVERAGE

Variant: 802.11g, Channel: 2412.00 MHz, Chain a, Temp: Ambient, Voltage: 55 Vdc



Analyser Setup	Marker : Frequency : Amplitude	Test Results
Detector = AVERAGE Sweep Count = 0 RF Atten (dB) = 10 Trace Mode = VIEW	M1 : 2371.984 MHz : -18.078 dBm M2 : 21.732 GHz : -67.504 dBm	Limit: -48.08 dBm Margin: -19.42 dB

[Back to the Matrix](#)

This test report may be reproduced in full only. The document may only be updated by MiCOM Labs personnel. Any changes will be noted in the Document History section of the report.

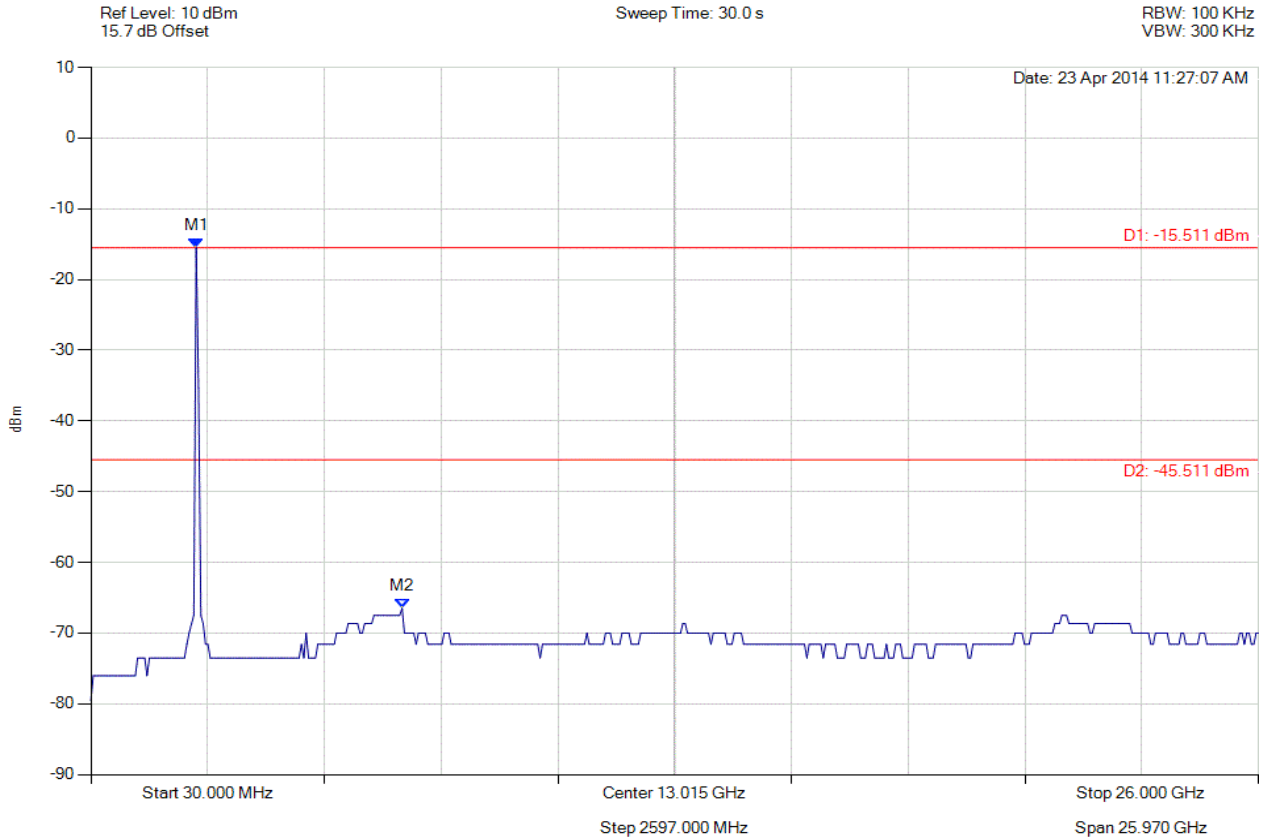


Title: Xirrus Inc. XI-AC1300, XI-AC867
To: FCC 47 CFR Part 15.247 & IC RSS-210
Serial #: XIRR04-U3 Rev A
Issue Date: 29th April 2014
Page: 537 of 572



CONDUCTED SPURIOUS EMISSIONS - AVERAGE

Variant: 802.11g, Channel: 2412.00 MHz, Chain b, Temp: Ambient, Voltage: 55 Vdc



Analyser Setup	Marker : Frequency : Amplitude	Test Results
Detector = AVERAGE Sweep Count = 0 RF Atten (dB) = 10 Trace Mode = VIEW	M1 : 2371.984 MHz : -15.511 dBm M2 : 6951.864 MHz : -66.480 dBm	Limit: -45.51 dBm Margin: -20.97 dB

[Back to the Matrix](#)

This test report may be reproduced in full only. The document may only be updated by MiCOM Labs personnel. Any changes will be noted in the Document History section of the report.

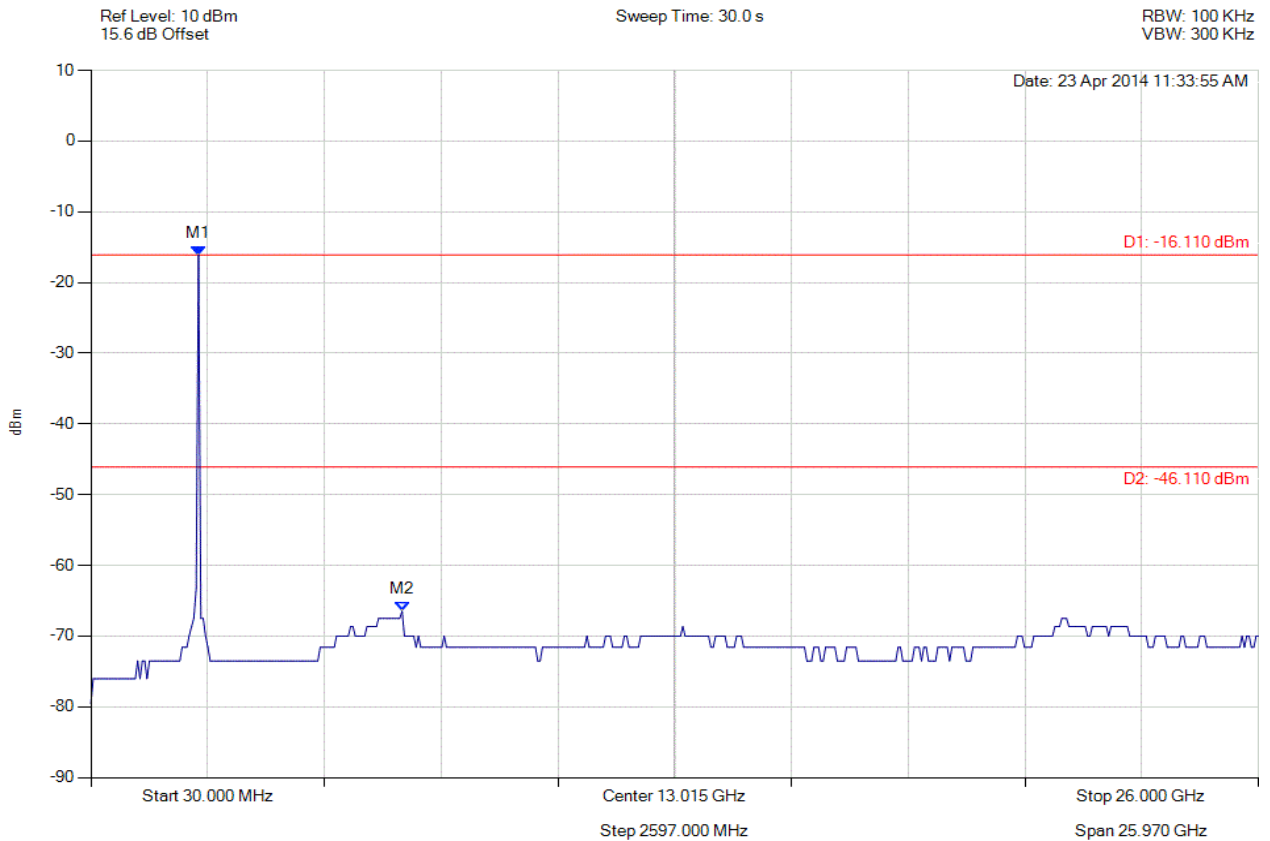


Title: Xirrus Inc. XI-AC1300, XI-AC867
To: FCC 47 CFR Part 15.247 & IC RSS-210
Serial #: XIRR04-U3 Rev A
Issue Date: 29th April 2014
Page: 538 of 572



CONDUCTED SPURIOUS EMISSIONS - AVERAGE

Variant: 802.11g, Channel: 2437.00 MHz, Chain a, Temp: Ambient, Voltage: 55 Vdc



Analyser Setup	Marker : Frequency : Amplitude	Test Results
Detector = AVERAGE Sweep Count = 0 RF Atten (dB) = 10 Trace Mode = VIEW	M1 : 2424.028 MHz : -16.110 dBm M2 : 6951.864 MHz : -66.480 dBm	Limit: -46.11 dBm Margin: -20.37 dB

[Back to the Matrix](#)

This test report may be reproduced in full only. The document may only be updated by MiCOM Labs personnel. Any changes will be noted in the Document History section of the report.

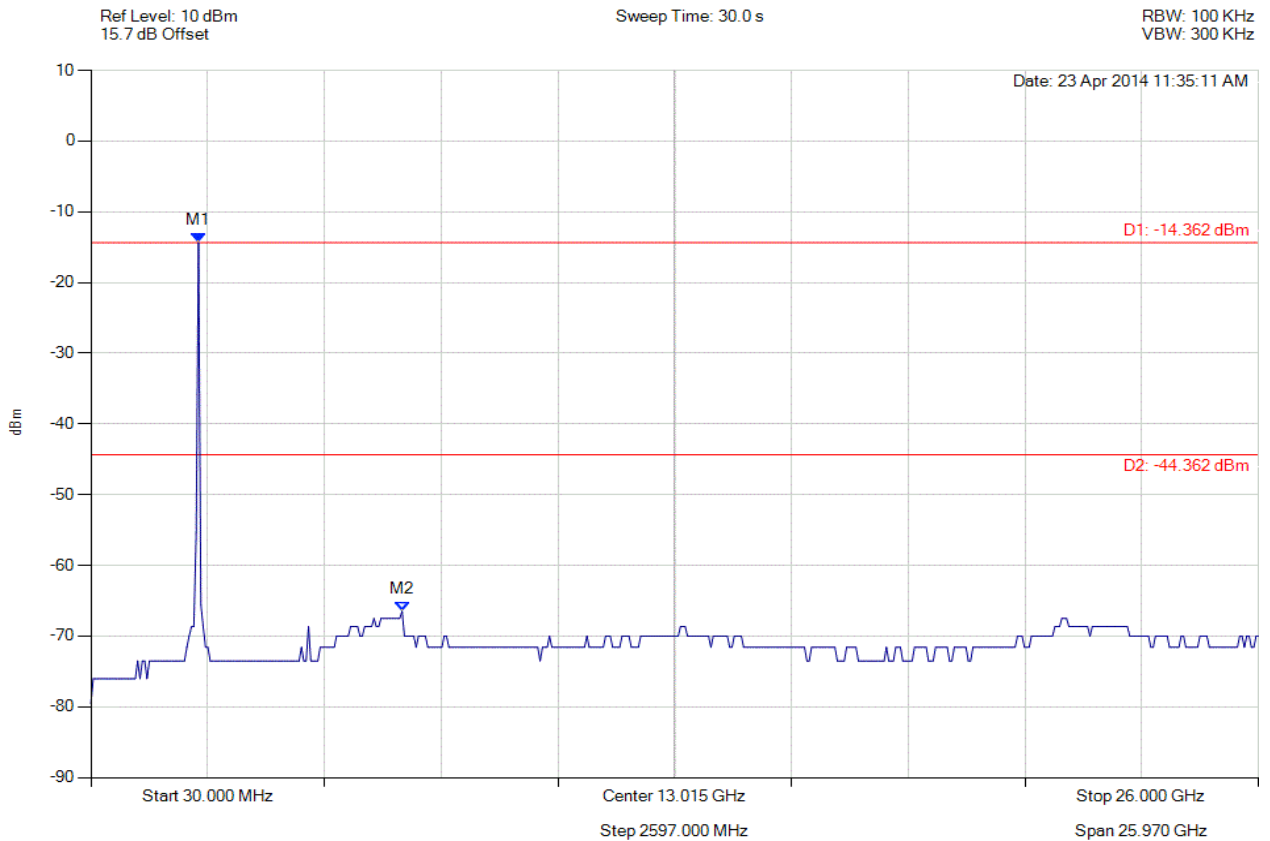


Title: Xirrus Inc. XI-AC1300, XI-AC867
To: FCC 47 CFR Part 15.247 & IC RSS-210
Serial #: XIRR04-U3 Rev A
Issue Date: 29th April 2014
Page: 539 of 572



CONDUCTED SPURIOUS EMISSIONS - AVERAGE

Variant: 802.11g, Channel: 2437.00 MHz, Chain b, Temp: Ambient, Voltage: 55 Vdc



Analyser Setup	Marker : Frequency : Amplitude	Test Results
Detector = AVERAGE Sweep Count = 0 RF Atten (dB) = 10 Trace Mode = VIEW	M1 : 2424.028 MHz : -14.362 dBm M2 : 6951.864 MHz : -66.480 dBm	Limit: -44.36 dBm Margin: -22.12 dB

[Back to the Matrix](#)

This test report may be reproduced in full only. The document may only be updated by MiCOM Labs personnel. Any changes will be noted in the Document History section of the report.

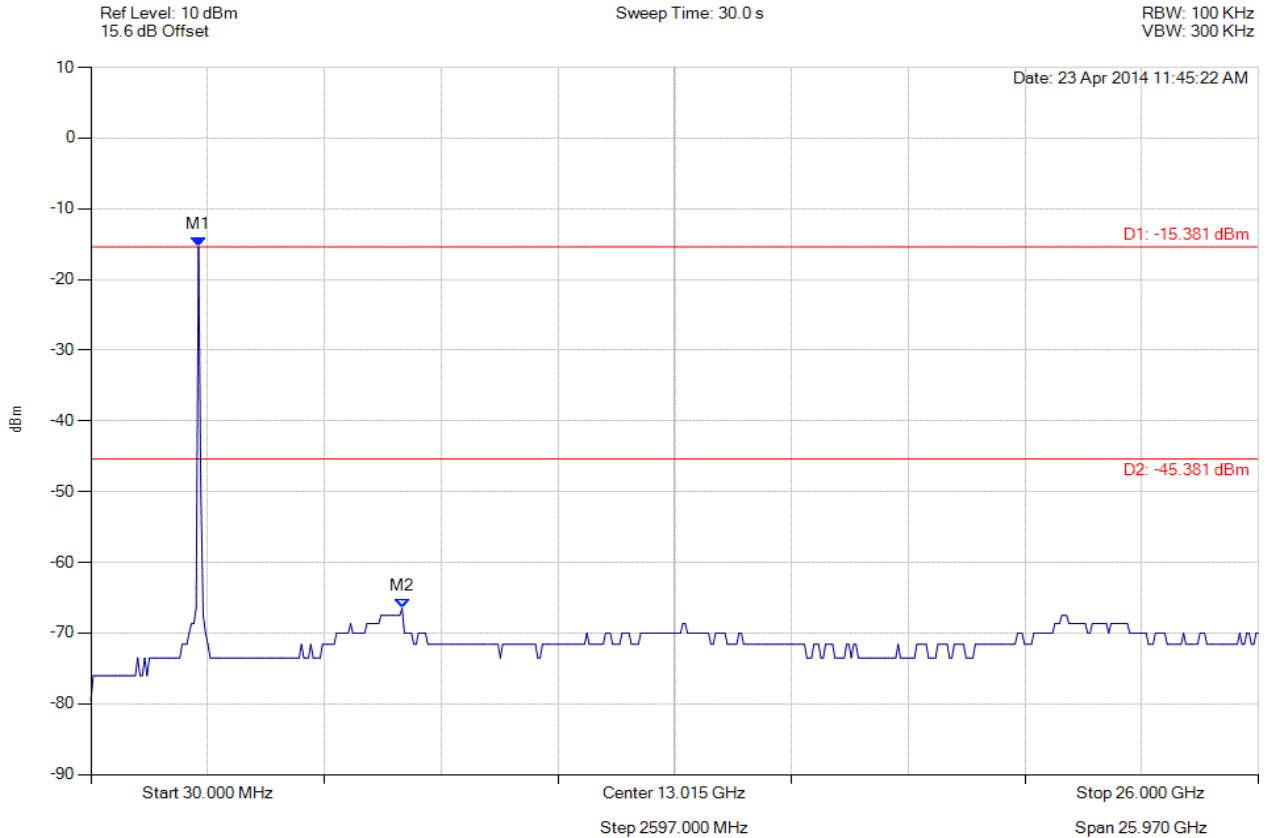


Title: Xirrus Inc. XI-AC1300, XI-AC867
To: FCC 47 CFR Part 15.247 & IC RSS-210
Serial #: XIRR04-U3 Rev A
Issue Date: 29th April 2014
Page: 540 of 572



CONDUCTED SPURIOUS EMISSIONS - AVERAGE

Variant: 802.11g, Channel: 2462.00 MHz, Chain a, Temp: Ambient, Voltage: 55 Vdc



Analyser Setup	Marker : Frequency : Amplitude	Test Results
Detector = AVERAGE Sweep Count = 0 RF Atten (dB) = 10 Trace Mode = VIEW	M1 : 2424.028 MHz : -15.381 dBm M2 : 6951.864 MHz : -66.480 dBm	Limit: -45.38 dBm Margin: -21.10 dB

[Back to the Matrix](#)

This test report may be reproduced in full only. The document may only be updated by MiCOM Labs personnel. Any changes will be noted in the Document History section of the report.

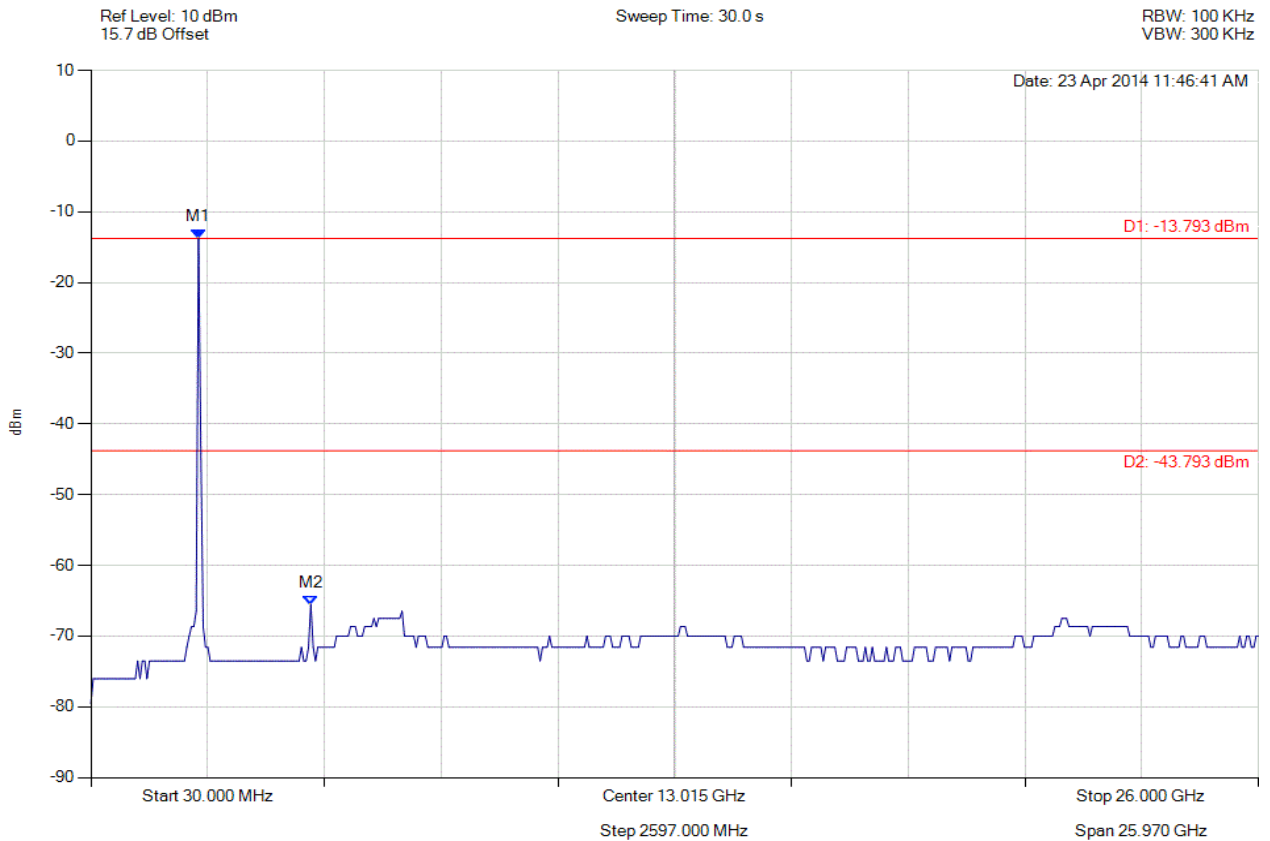


Title: Xirrus Inc. XI-AC1300, XI-AC867
To: FCC 47 CFR Part 15.247 & IC RSS-210
Serial #: XIRR04-U3 Rev A
Issue Date: 29th April 2014
Page: 541 of 572



CONDUCTED SPURIOUS EMISSIONS - AVERAGE

Variant: 802.11g, Channel: 2462.00 MHz, Chain b, Temp: Ambient, Voltage: 55 Vdc



Analyser Setup	Marker : Frequency : Amplitude	Test Results
Detector = AVERAGE Sweep Count = 0 RF Atten (dB) = 10 Trace Mode = VIEW	M1 : 2424.028 MHz : -13.793 dBm M2 : 4922.144 MHz : -65.565 dBm	Limit: -43.79 dBm Margin: -21.77 dB

[Back to the Matrix](#)

This test report may be reproduced in full only. The document may only be updated by MiCOM Labs personnel. Any changes will be noted in the Document History section of the report.

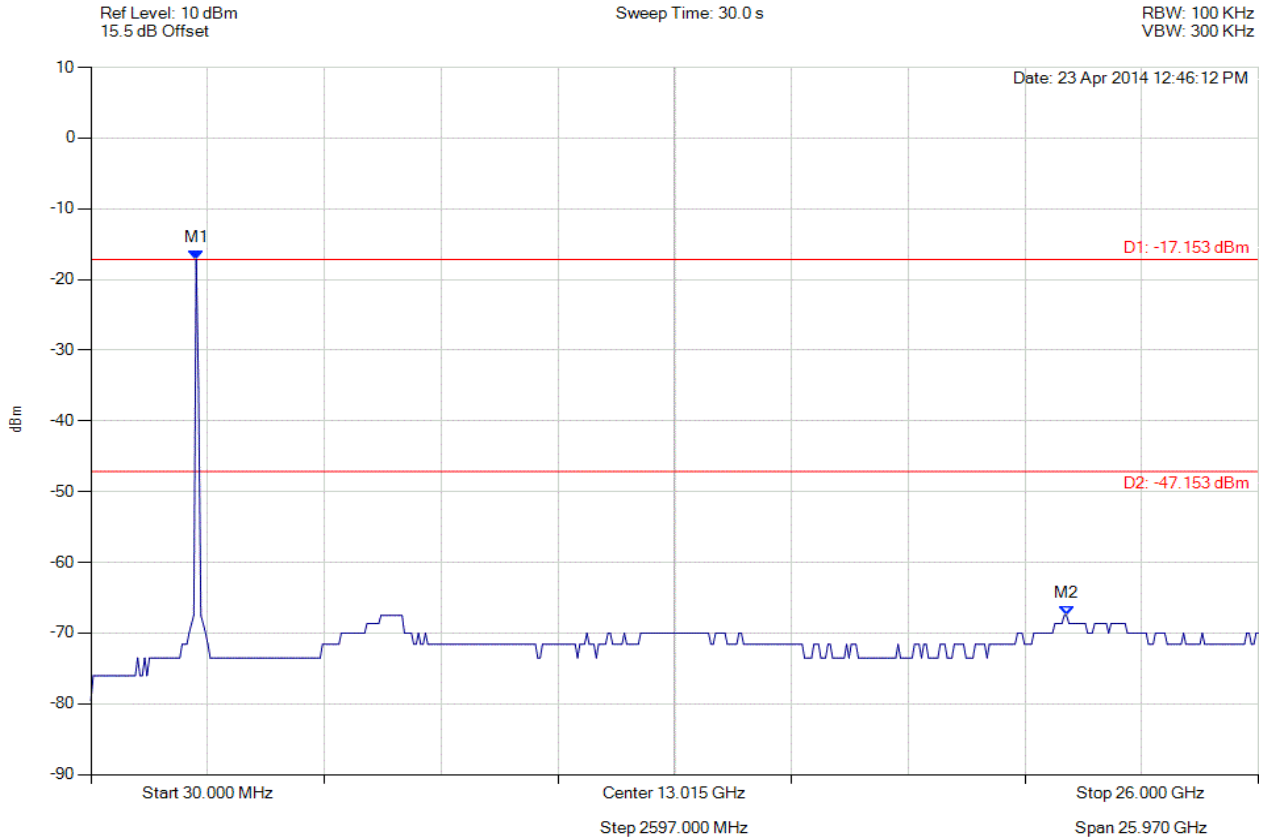


Title: Xirrus Inc. XI-AC1300, XI-AC867
To: FCC 47 CFR Part 15.247 & IC RSS-210
Serial #: XIRR04-U3 Rev A
Issue Date: 29th April 2014
Page: 542 of 572



CONDUCTED SPURIOUS EMISSIONS - AVERAGE

Variant: 802.11n HT-20, Channel: 2412.00 MHz, Chain a, Temp: Ambient, Voltage: 55 Vdc



Analyser Setup	Marker : Frequency : Amplitude	Test Results
Detector = AVERAGE Sweep Count = 0 RF Atten (dB) = 10 Trace Mode = VIEW	M1 : 2371.984 MHz : -17.153 dBm M2 : 21.732 GHz : -67.504 dBm	Limit: -47.15 dBm Margin: -20.35 dB

[Back to the Matrix](#)

This test report may be reproduced in full only. The document may only be updated by MiCOM Labs personnel. Any changes will be noted in the Document History section of the report.

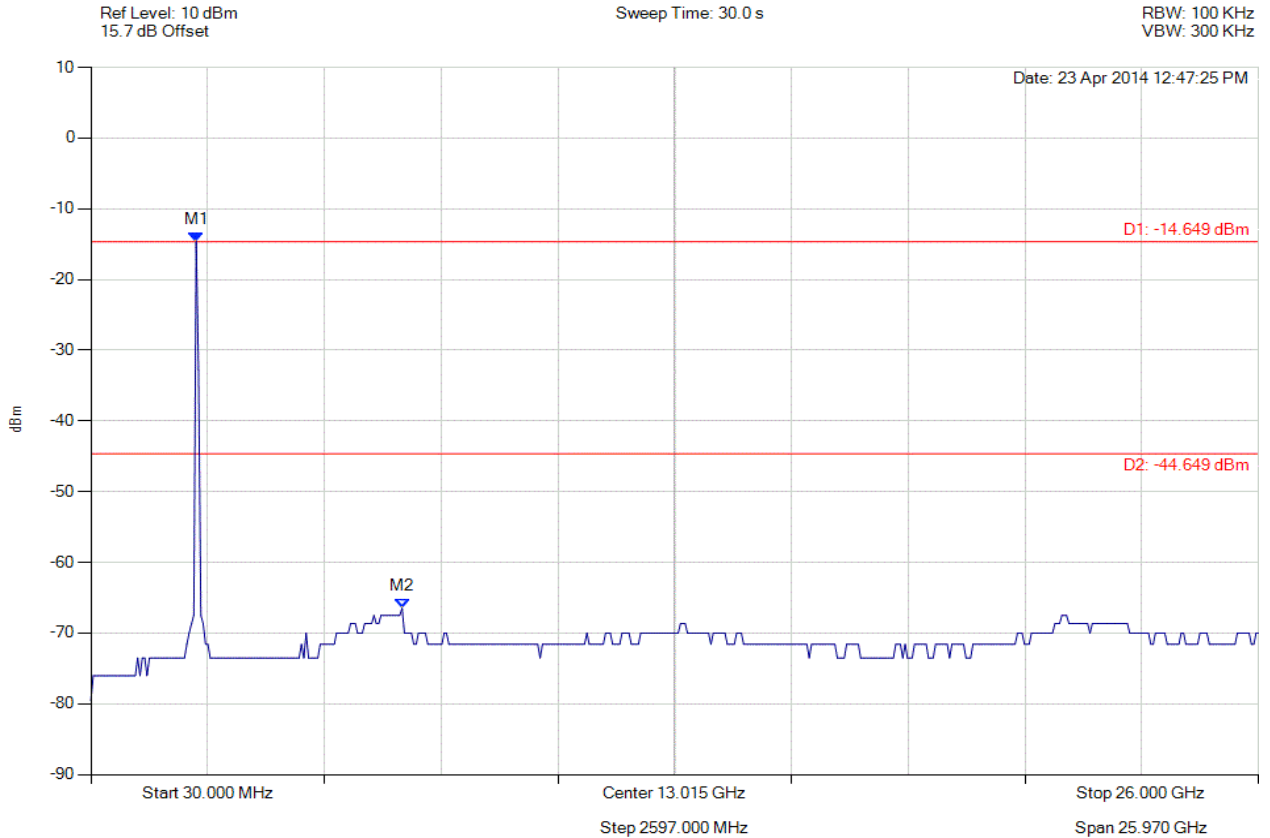


Title: Xirrus Inc. XI-AC1300, XI-AC867
To: FCC 47 CFR Part 15.247 & IC RSS-210
Serial #: XIRR04-U3 Rev A
Issue Date: 29th April 2014
Page: 543 of 572



CONDUCTED SPURIOUS EMISSIONS - AVERAGE

Variant: 802.11n HT-20, Channel: 2412.00 MHz, Chain b, Temp: Ambient, Voltage: 55 Vdc



Analyser Setup	Marker : Frequency : Amplitude	Test Results
Detector = AVERAGE Sweep Count = 0 RF Atten (dB) = 10 Trace Mode = VIEW	M1 : 2371.984 MHz : -14.649 dBm M2 : 6951.864 MHz : -66.480 dBm	Limit: -44.65 dBm Margin: -21.83 dB

[Back to the Matrix](#)

This test report may be reproduced in full only. The document may only be updated by MiCOM Labs personnel. Any changes will be noted in the Document History section of the report.

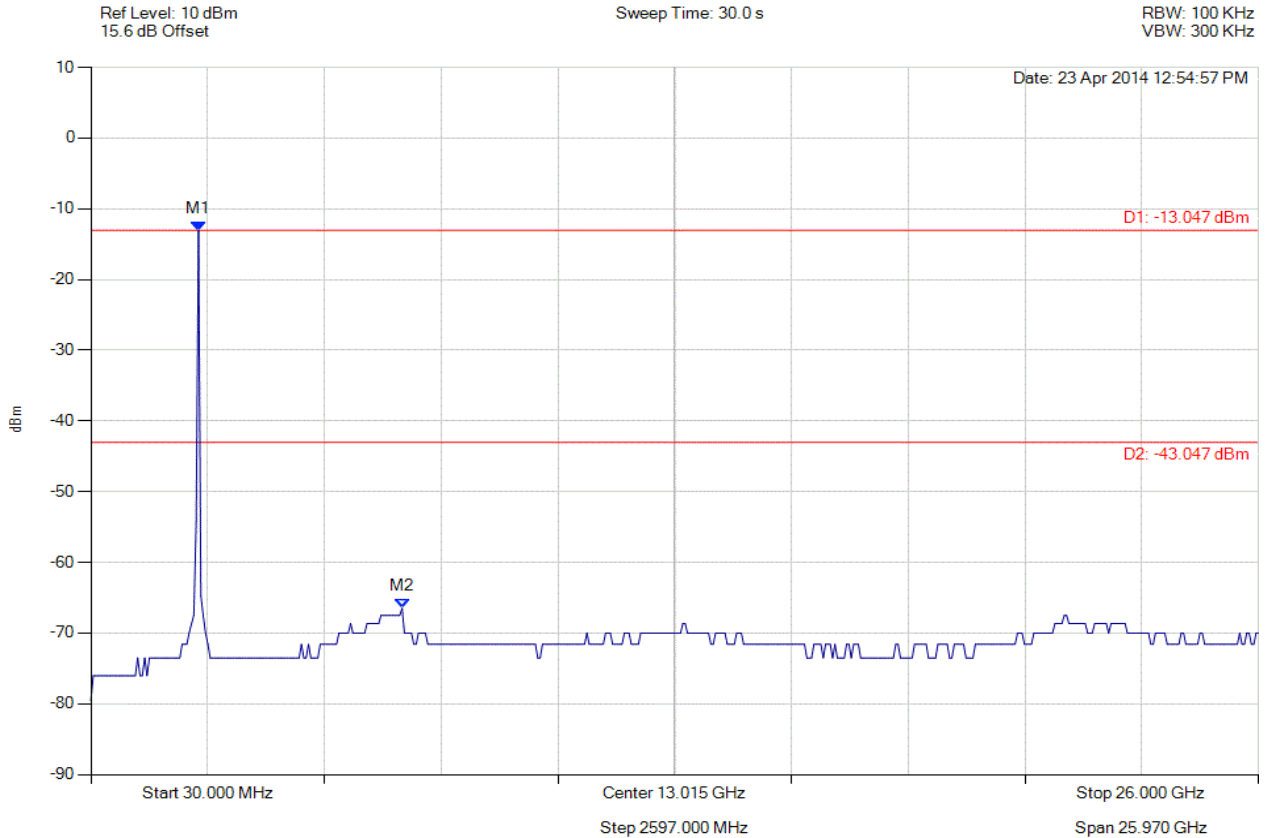


Title: Xirrus Inc. XI-AC1300, XI-AC867
To: FCC 47 CFR Part 15.247 & IC RSS-210
Serial #: XIRR04-U3 Rev A
Issue Date: 29th April 2014
Page: 544 of 572



CONDUCTED SPURIOUS EMISSIONS - AVERAGE

Variant: 802.11n HT-20, Channel: 2437.00 MHz, Chain a, Temp: Ambient, Voltage: 55 Vdc



Analyser Setup	Marker : Frequency : Amplitude	Test Results
Detector = AVERAGE Sweep Count = 0 RF Atten (dB) = 10 Trace Mode = VIEW	M1 : 2424.028 MHz : -13.047 dBm M2 : 6951.864 MHz : -66.480 dBm	Limit: -43.05 dBm Margin: -23.43 dB

[Back to the Matrix](#)

This test report may be reproduced in full only. The document may only be updated by MiCOM Labs personnel. Any changes will be noted in the Document History section of the report.

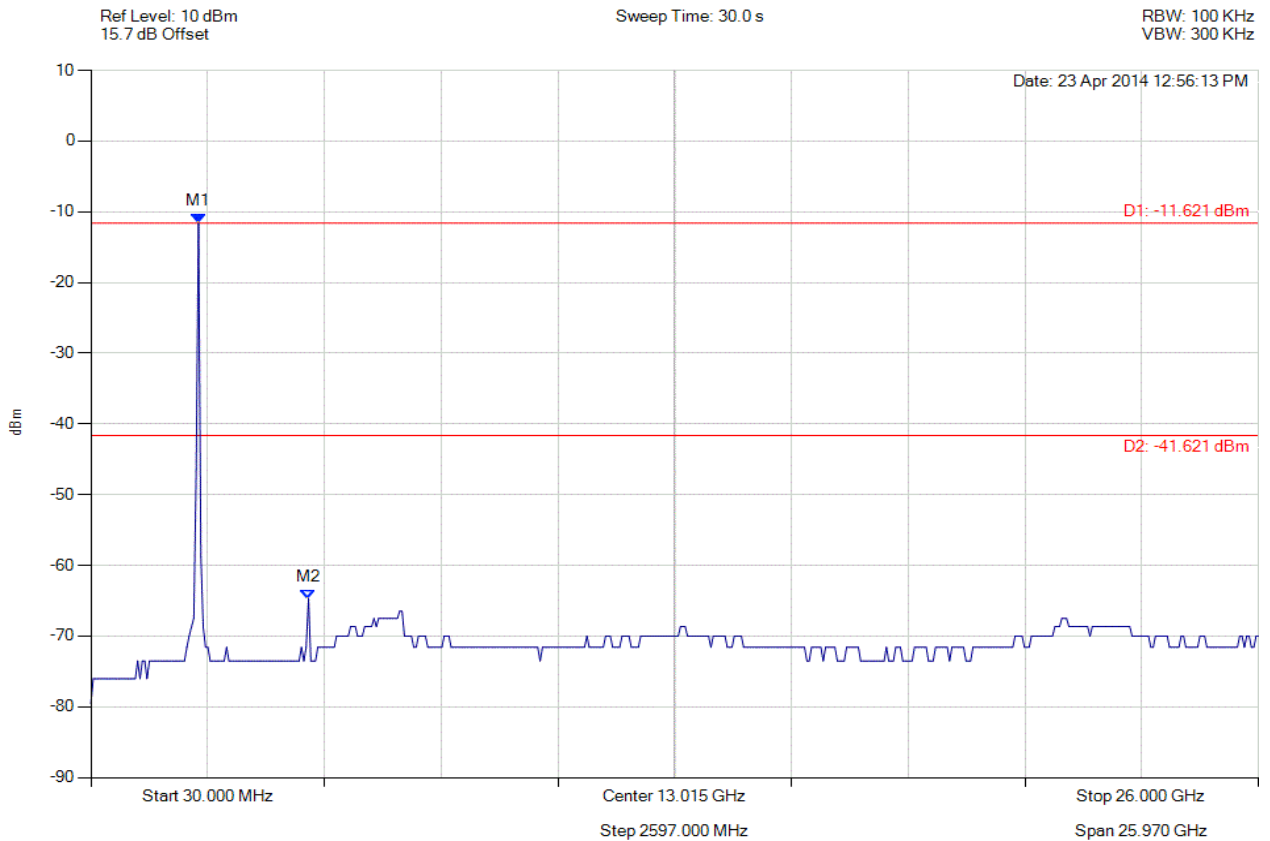


Title: Xirrus Inc. XI-AC1300, XI-AC867
To: FCC 47 CFR Part 15.247 & IC RSS-210
Serial #: XIRR04-U3 Rev A
Issue Date: 29th April 2014
Page: 545 of 572



CONDUCTED SPURIOUS EMISSIONS - AVERAGE

Variant: 802.11n HT-20, Channel: 2437.00 MHz, Chain b, Temp: Ambient, Voltage: 55 Vdc



Analyser Setup	Marker : Frequency : Amplitude	Test Results
Detector = AVERAGE Sweep Count = 0 RF Atten (dB) = 10 Trace Mode = VIEW	M1 : 2424.028 MHz : -11.621 dBm M2 : 4870.100 MHz : -64.737 dBm	Limit: -41.62 dBm Margin: -23.12 dB

[Back to the Matrix](#)

This test report may be reproduced in full only. The document may only be updated by MiCOM Labs personnel. Any changes will be noted in the Document History section of the report.

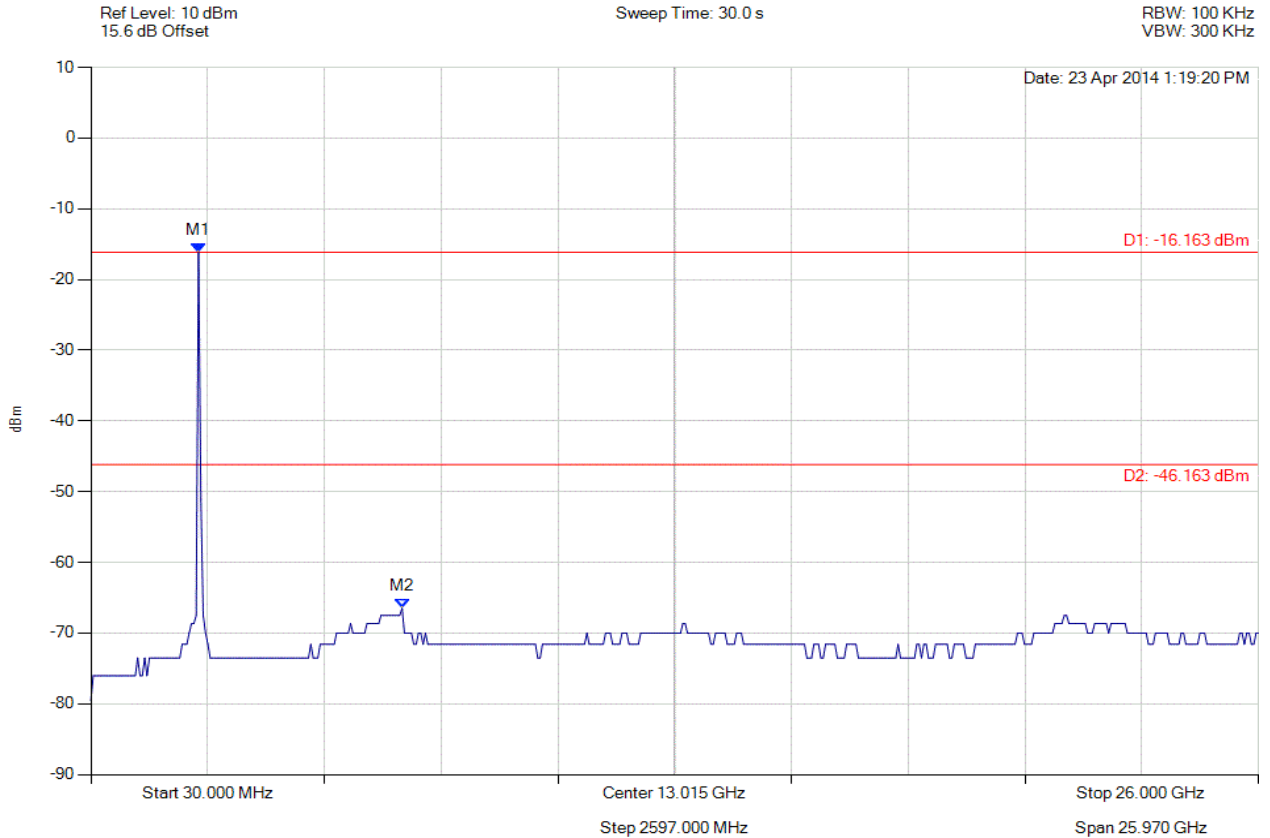


Title: Xirrus Inc. XI-AC1300, XI-AC867
To: FCC 47 CFR Part 15.247 & IC RSS-210
Serial #: XIRR04-U3 Rev A
Issue Date: 29th April 2014
Page: 546 of 572



CONDUCTED SPURIOUS EMISSIONS - AVERAGE

Variant: 802.11n HT-20, Channel: 2462.00 MHz, Chain a, Temp: Ambient, Voltage: 55 Vdc



Analyser Setup	Marker : Frequency : Amplitude	Test Results
Detector = AVERAGE Sweep Count = 0 RF Atten (dB) = 10 Trace Mode = VIEW	M1 : 2424.028 MHz : -16.163 dBm M2 : 6951.864 MHz : -66.480 dBm	Limit: -46.16 dBm Margin: -20.32 dB

[Back to the Matrix](#)

This test report may be reproduced in full only. The document may only be updated by MiCOM Labs personnel. Any changes will be noted in the Document History section of the report.

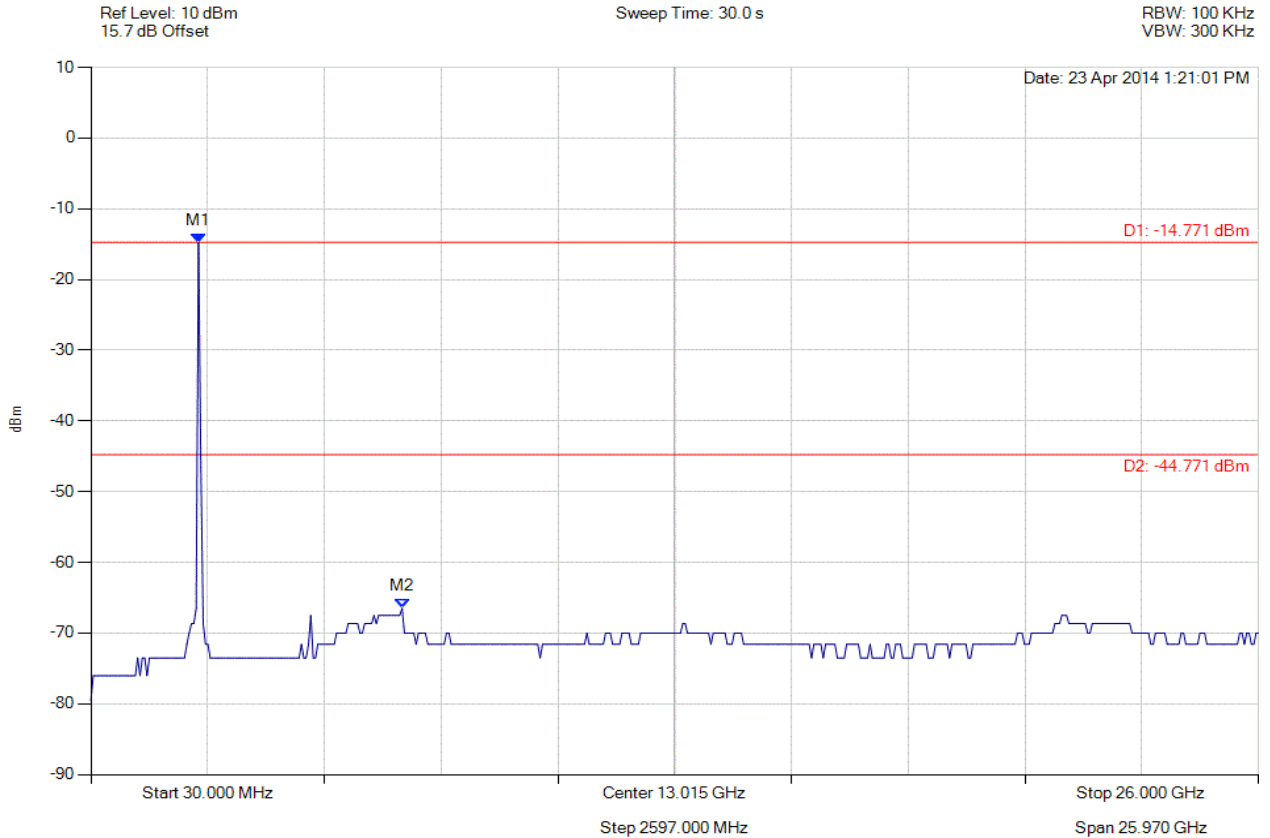


Title: Xirrus Inc. XI-AC1300, XI-AC867
To: FCC 47 CFR Part 15.247 & IC RSS-210
Serial #: XIRR04-U3 Rev A
Issue Date: 29th April 2014
Page: 547 of 572



CONDUCTED SPURIOUS EMISSIONS - AVERAGE

Variant: 802.11n HT-20, Channel: 2462.00 MHz, Chain b, Temp: Ambient, Voltage: 55 Vdc



Analyser Setup	Marker : Frequency : Amplitude	Test Results
Detector = AVERAGE Sweep Count = 0 RF Atten (dB) = 10 Trace Mode = VIEW	M1 : 2424.028 MHz : -14.771 dBm M2 : 6951.864 MHz : -66.480 dBm	Limit: -44.77 dBm Margin: -21.71 dB

[Back to the Matrix](#)

This test report may be reproduced in full only. The document may only be updated by MiCOM Labs personnel. Any changes will be noted in the Document History section of the report.

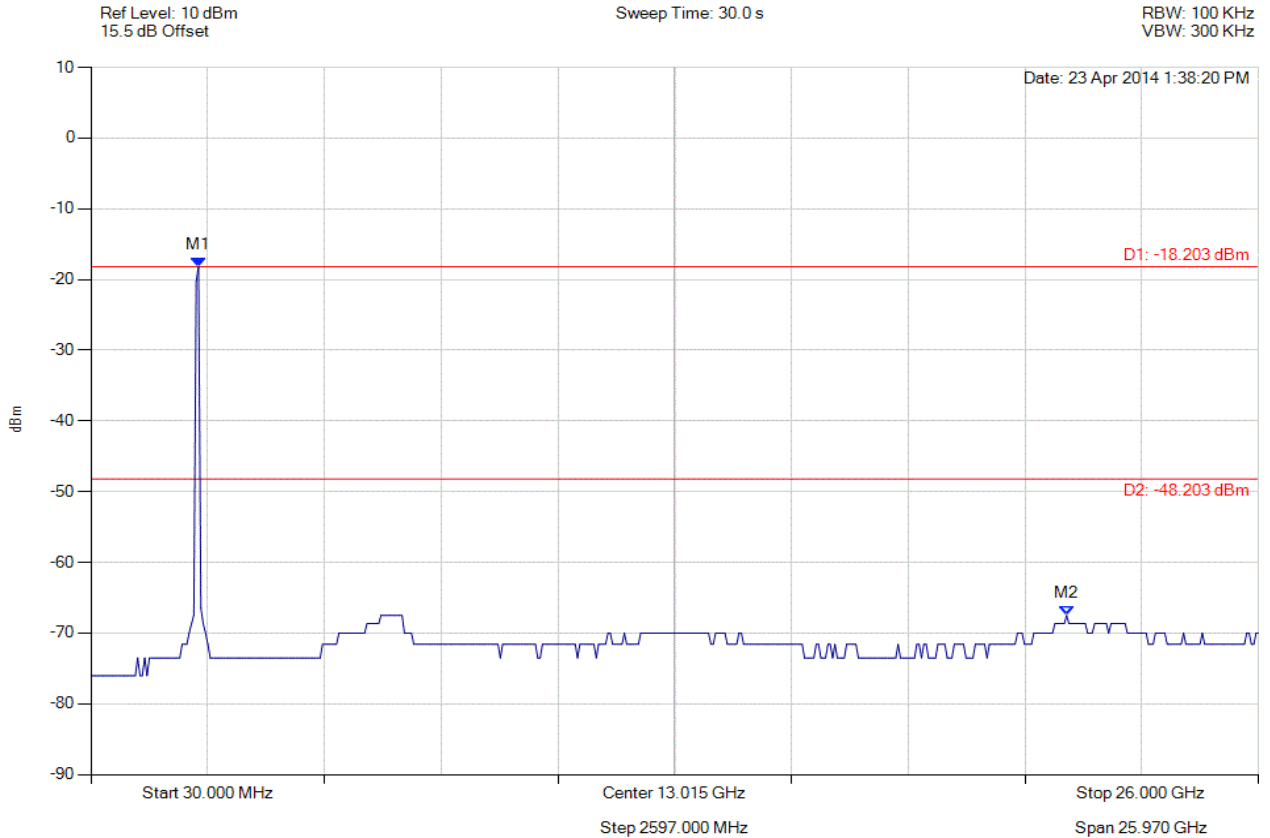


Title: Xirrus Inc. XI-AC1300, XI-AC867
To: FCC 47 CFR Part 15.247 & IC RSS-210
Serial #: XIRR04-U3 Rev A
Issue Date: 29th April 2014
Page: 548 of 572



CONDUCTED SPURIOUS EMISSIONS - AVERAGE

Variant: 802.11n HT-40, Channel: 2422.00 MHz, Chain a, Temp: Ambient, Voltage: 55 Vdc



Analyser Setup	Marker : Frequency : Amplitude	Test Results
Detector = AVERAGE Sweep Count = 0 RF Atten (dB) = 10 Trace Mode = VIEW	M1 : 2424.028 MHz : -18.203 dBm M2 : 21.732 GHz : -67.504 dBm	Limit: -48.20 dBm Margin: -19.30 dB

[Back to the Matrix](#)

This test report may be reproduced in full only. The document may only be updated by MiCOM Labs personnel. Any changes will be noted in the Document History section of the report.

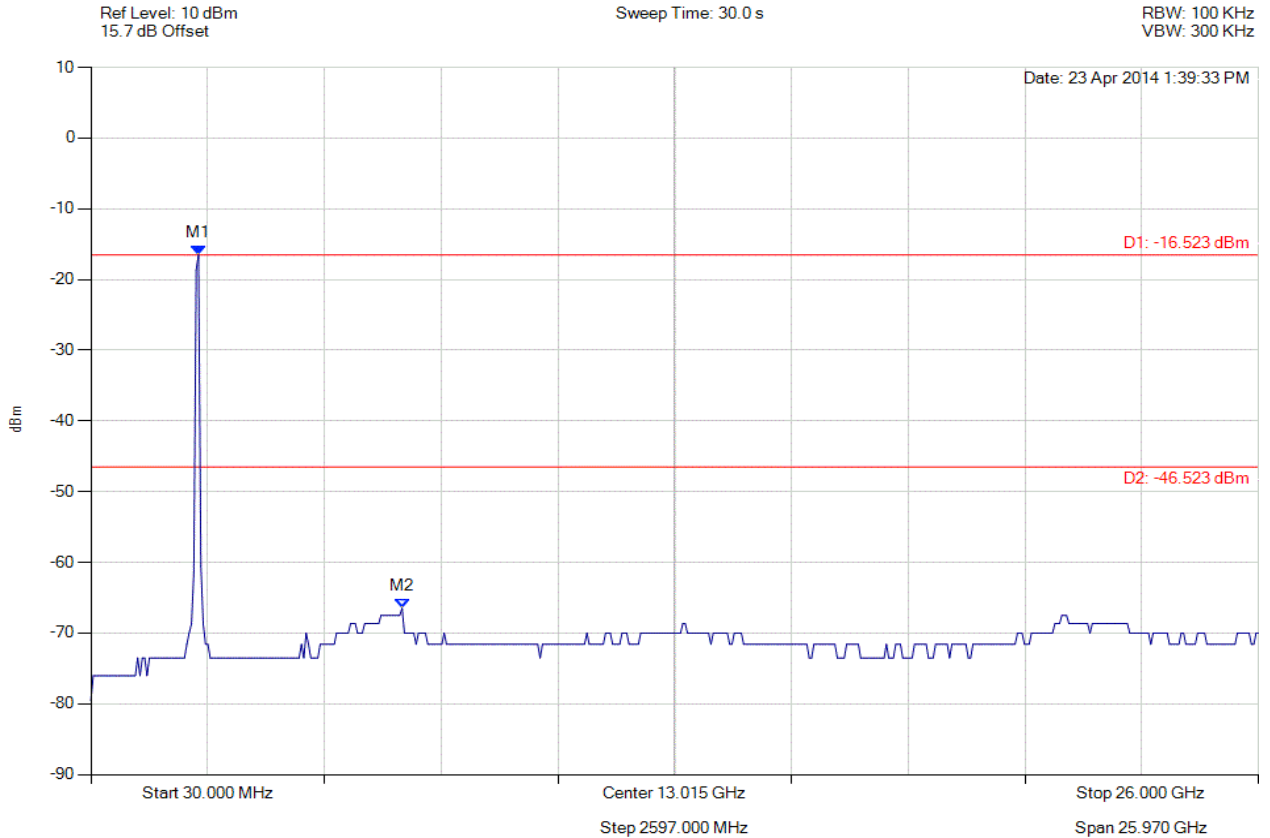


Title: Xirrus Inc. XI-AC1300, XI-AC867
To: FCC 47 CFR Part 15.247 & IC RSS-210
Serial #: XIRR04-U3 Rev A
Issue Date: 29th April 2014
Page: 549 of 572



CONDUCTED SPURIOUS EMISSIONS - AVERAGE

Variant: 802.11n HT-40, Channel: 2422.00 MHz, Chain b, Temp: Ambient, Voltage: 55 Vdc



Analyser Setup	Marker : Frequency : Amplitude	Test Results
Detector = AVERAGE Sweep Count = 0 RF Atten (dB) = 10 Trace Mode = VIEW	M1 : 2424.028 MHz : -16.523 dBm M2 : 6951.864 MHz : -66.480 dBm	Limit: -46.52 dBm Margin: -19.96 dB

[Back to the Matrix](#)

This test report may be reproduced in full only. The document may only be updated by MiCOM Labs personnel. Any changes will be noted in the Document History section of the report.

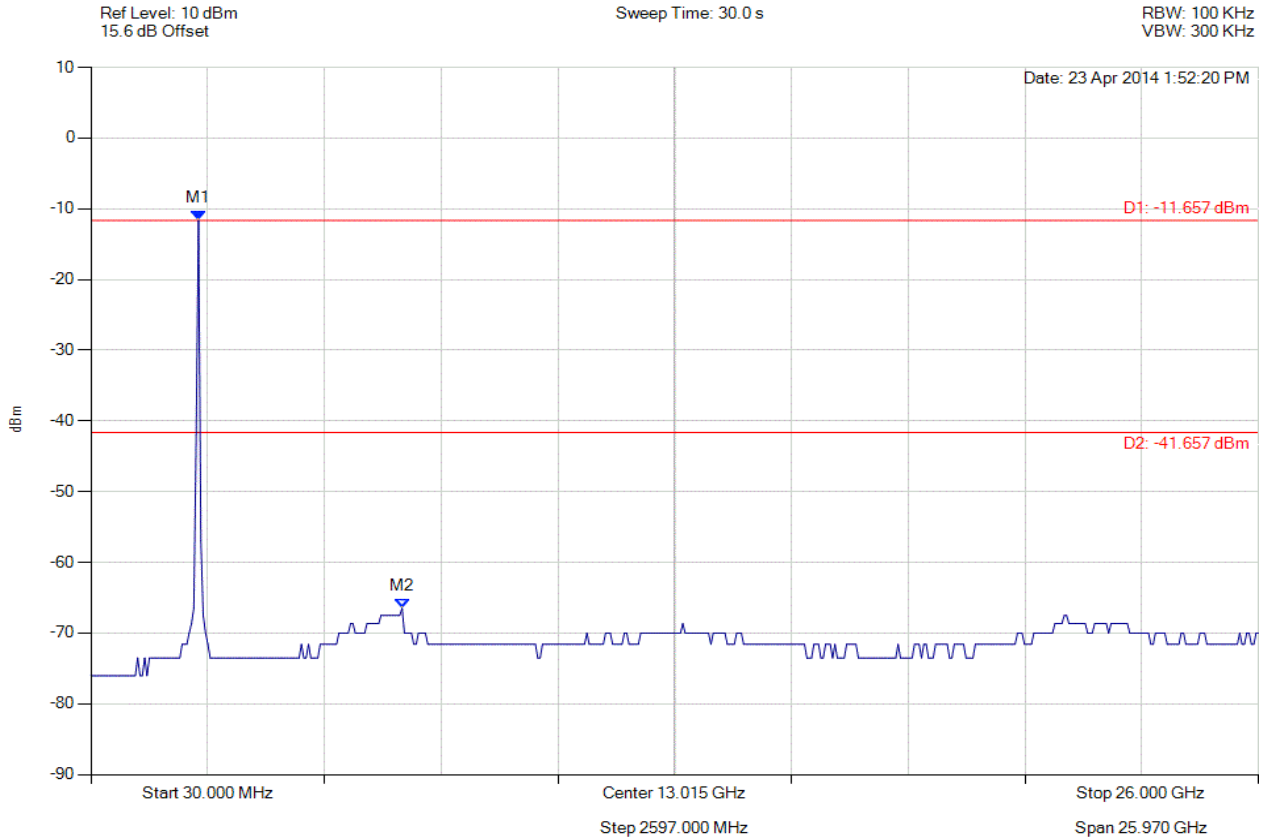


Title: Xirrus Inc. XI-AC1300, XI-AC867
To: FCC 47 CFR Part 15.247 & IC RSS-210
Serial #: XIRR04-U3 Rev A
Issue Date: 29th April 2014
Page: 550 of 572



CONDUCTED SPURIOUS EMISSIONS - AVERAGE

Variation: 802.11n HT-40, Channel: 2437.00 MHz, Chain a, Temp: Ambient, Voltage: 55 Vdc



Analyser Setup	Marker : Frequency : Amplitude	Test Results
Detector = AVERAGE Sweep Count = 0 RF Atten (dB) = 10 Trace Mode = VIEW	M1 : 2424.028 MHz : -11.657 dBm M2 : 6951.864 MHz : -66.480 dBm	Limit: -41.66 dBm Margin: -24.82 dB

[Back to the Matrix](#)

This test report may be reproduced in full only. The document may only be updated by MiCOM Labs personnel. Any changes will be noted in the Document History section of the report.

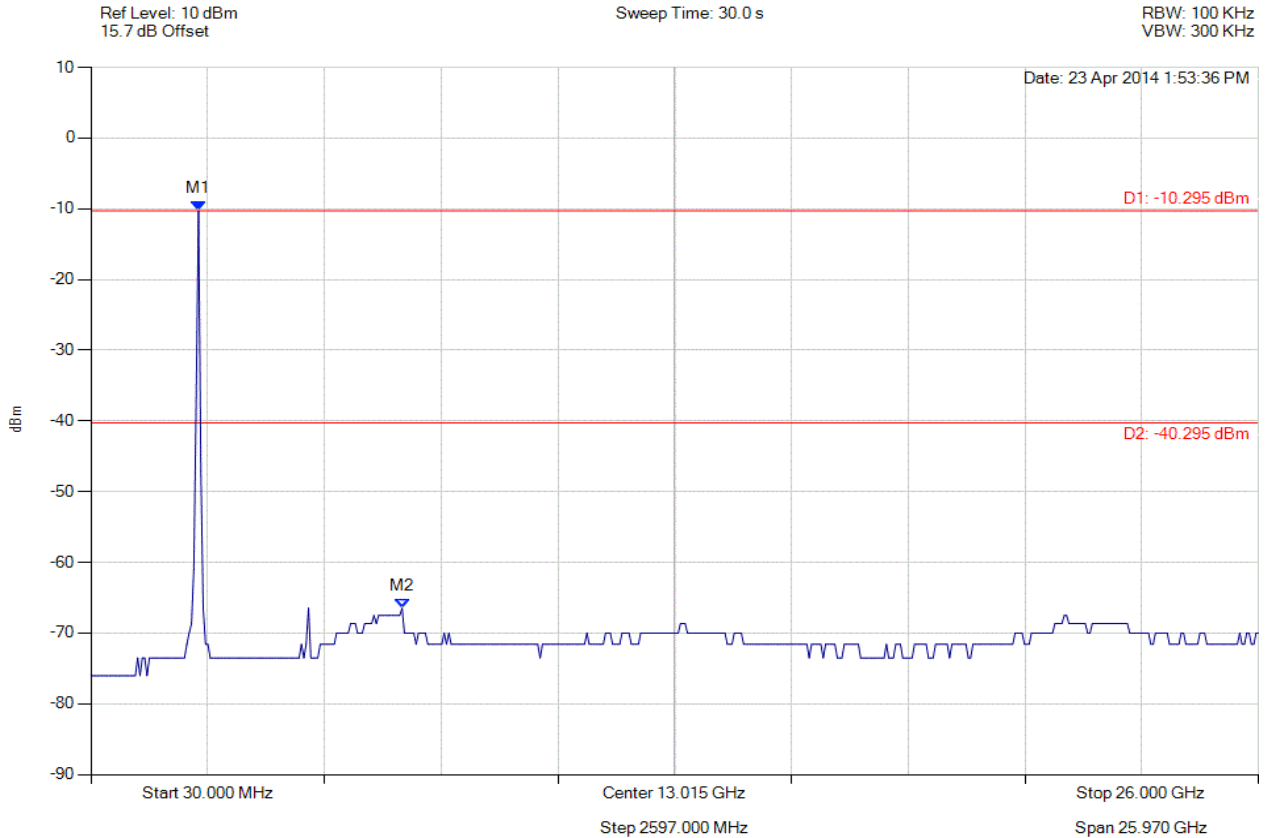


Title: Xirrus Inc. XI-AC1300, XI-AC867
To: FCC 47 CFR Part 15.247 & IC RSS-210
Serial #: XIRR04-U3 Rev A
Issue Date: 29th April 2014
Page: 551 of 572



CONDUCTED SPURIOUS EMISSIONS - AVERAGE

Variant: 802.11n HT-40, Channel: 2437.00 MHz, Chain b, Temp: Ambient, Voltage: 55 Vdc



Analyser Setup	Marker : Frequency : Amplitude	Test Results
Detector = AVERAGE Sweep Count = 0 RF Atten (dB) = 10 Trace Mode = VIEW	M1 : 2424.028 MHz : -10.295 dBm M2 : 6951.864 MHz : -66.480 dBm	Limit: -40.30 dBm Margin: -26.18 dB

[Back to the Matrix](#)

This test report may be reproduced in full only. The document may only be updated by MiCOM Labs personnel. Any changes will be noted in the Document History section of the report.

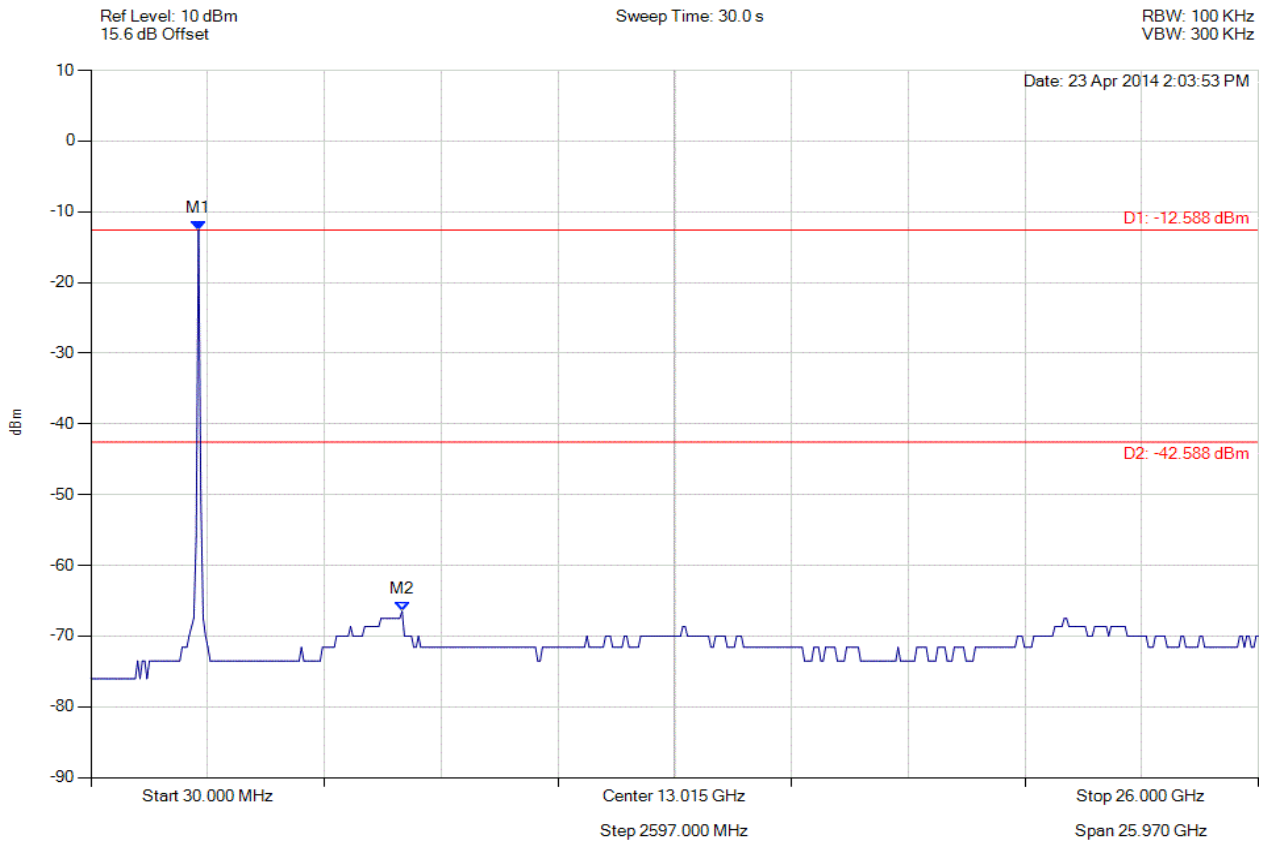


Title: Xirrus Inc. XI-AC1300, XI-AC867
To: FCC 47 CFR Part 15.247 & IC RSS-210
Serial #: XIRR04-U3 Rev A
Issue Date: 29th April 2014
Page: 552 of 572



CONDUCTED SPURIOUS EMISSIONS - AVERAGE

Variant: 802.11n HT-40, Channel: 2452.00 MHz, Chain a, Temp: Ambient, Voltage: 55 Vdc



Analyser Setup	Marker : Frequency : Amplitude	Test Results
Detector = AVERAGE Sweep Count = 0 RF Atten (dB) = 10 Trace Mode = VIEW	M1 : 2424.028 MHz : -12.588 dBm M2 : 6951.864 MHz : -66.480 dBm	Limit: -42.59 dBm Margin: -23.89 dB

[Back to the Matrix](#)

This test report may be reproduced in full only. The document may only be updated by MiCOM Labs personnel. Any changes will be noted in the Document History section of the report.

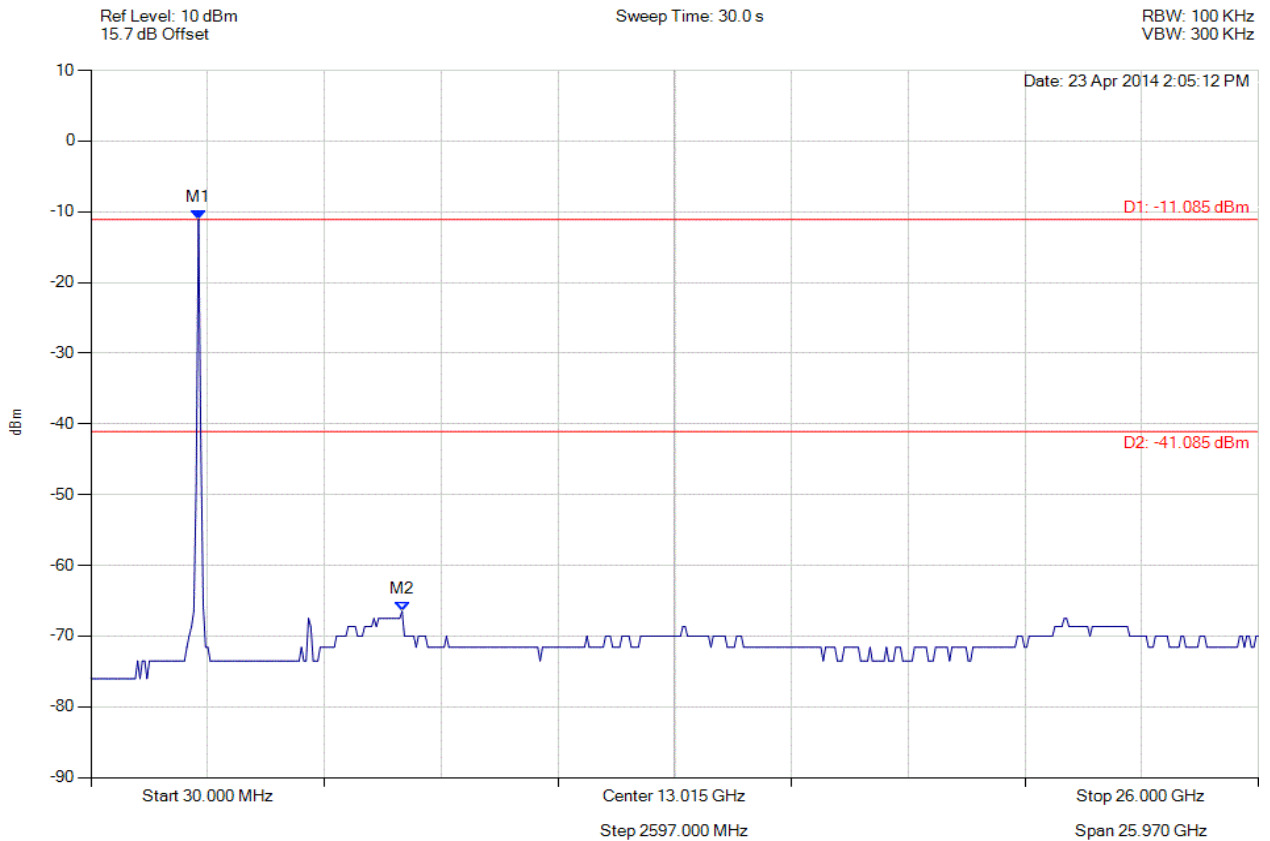


Title: Xirrus Inc. XI-AC1300, XI-AC867
To: FCC 47 CFR Part 15.247 & IC RSS-210
Serial #: XIRR04-U3 Rev A
Issue Date: 29th April 2014
Page: 553 of 572



CONDUCTED SPURIOUS EMISSIONS - AVERAGE

Variant: 802.11n HT-40, Channel: 2452.00 MHz, Chain b, Temp: Ambient, Voltage: 55 Vdc



Analyser Setup	Marker : Frequency : Amplitude	Test Results
Detector = AVERAGE Sweep Count = 0 RF Atten (dB) = 10 Trace Mode = VIEW	M1 : 2424.028 MHz : -11.085 dBm M2 : 6951.864 MHz : -66.480 dBm	Limit: -41.09 dBm Margin: -25.39 dB

[Back to the Matrix](#)

This test report may be reproduced in full only. The document may only be updated by MiCOM Labs personnel. Any changes will be noted in the Document History section of the report.

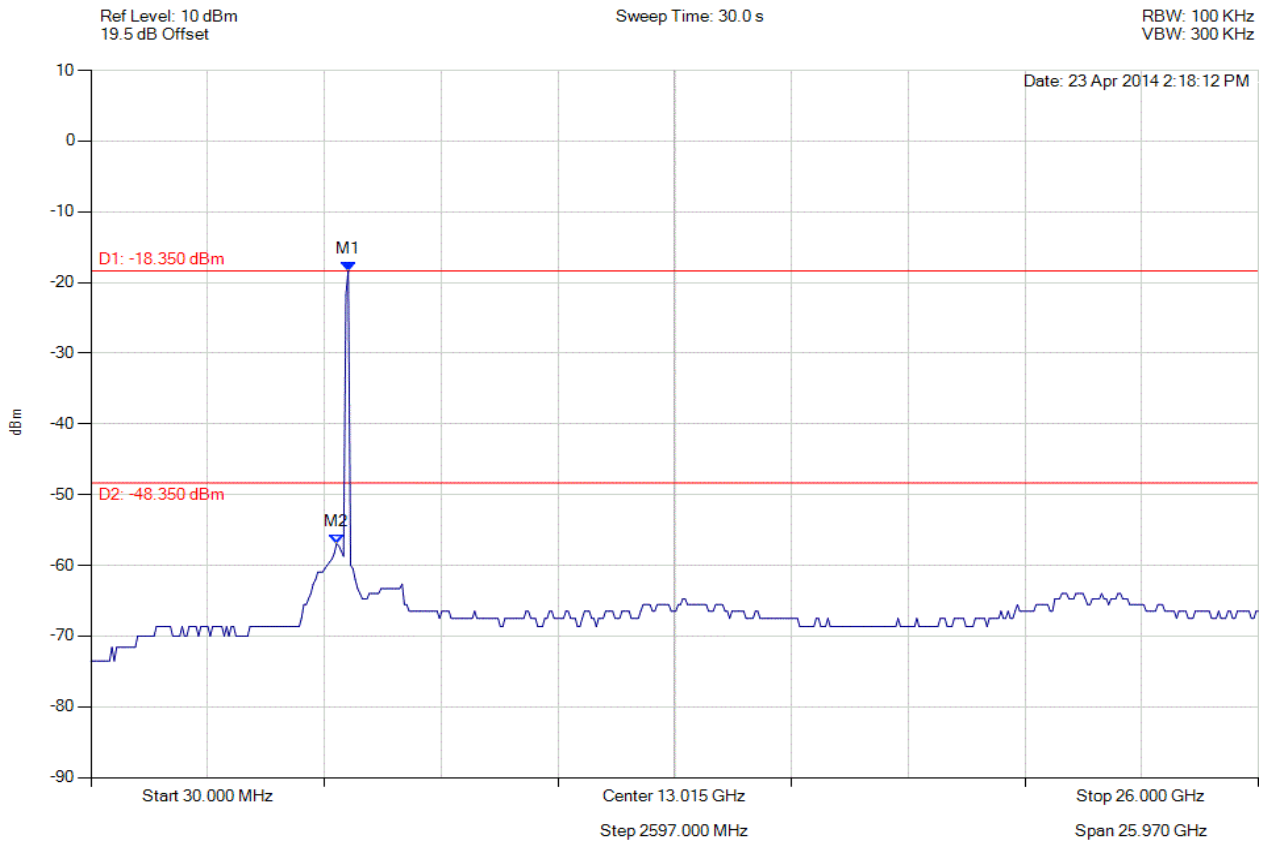


Title: Xirrus Inc. XI-AC1300, XI-AC867
To: FCC 47 CFR Part 15.247 & IC RSS-210
Serial #: XIRR04-U3 Rev A
Issue Date: 29th April 2014
Page: 554 of 572



CONDUCTED SPURIOUS EMISSIONS - AVERAGE

Variant: 802.11a, Channel: 5745.00 MHz, Chain a, Temp: Ambient, Voltage: 55 Vdc



Analyser Setup	Marker : Frequency : Amplitude	Test Results
Detector = AVERAGE Sweep Count = 0 RF Atten (dB) = 10 Trace Mode = VIEW	M1 : 5754.850 MHz : -18.350 dBm M2 : 5494.629 MHz : -56.938 dBm	Limit: -48.35 dBm Margin: -8.59 dB

[Back to the Matrix](#)

This test report may be reproduced in full only. The document may only be updated by MiCOM Labs personnel. Any changes will be noted in the Document History section of the report.

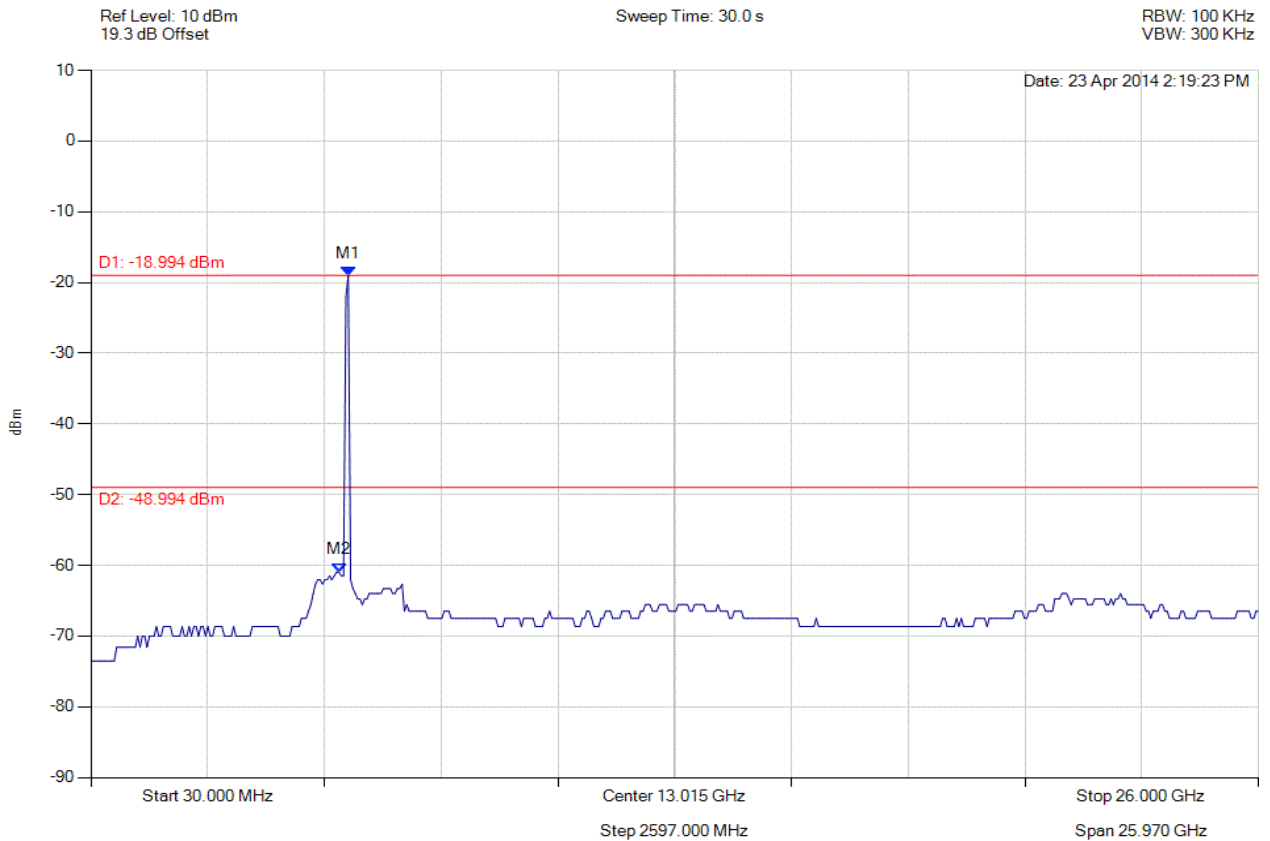


Title: Xirrus Inc. XI-AC1300, XI-AC867
To: FCC 47 CFR Part 15.247 & IC RSS-210
Serial #: XIRR04-U3 Rev A
Issue Date: 29th April 2014
Page: 555 of 572



CONDUCTED SPURIOUS EMISSIONS - AVERAGE

Variant: 802.11a, Channel: 5745.00 MHz, Chain b, Temp: Ambient, Voltage: 55 Vdc



Analyser Setup	Marker : Frequency : Amplitude	Test Results
Detector = AVERAGE Sweep Count = 0 RF Atten (dB) = 10 Trace Mode = VIEW	M1 : 5754.850 MHz : -18.994 dBm M2 : 5546.673 MHz : -60.956 dBm	Limit: -48.99 dBm Margin: -11.97 dB

[Back to the Matrix](#)

This test report may be reproduced in full only. The document may only be updated by MiCOM Labs personnel. Any changes will be noted in the Document History section of the report.

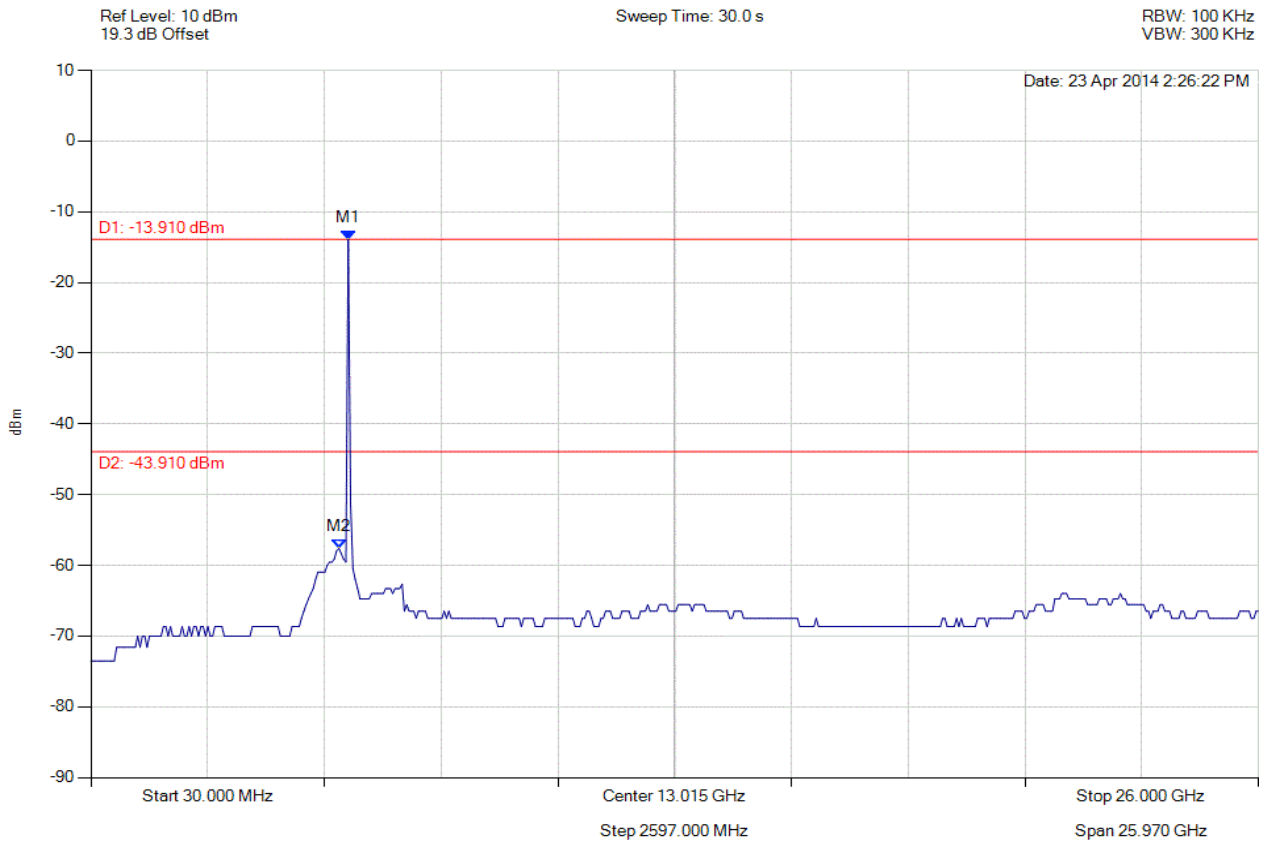


Title: Xirrus Inc. XI-AC1300, XI-AC867
To: FCC 47 CFR Part 15.247 & IC RSS-210
Serial #: XIRR04-U3 Rev A
Issue Date: 29th April 2014
Page: 556 of 572



CONDUCTED SPURIOUS EMISSIONS - AVERAGE

Variant: 802.11a, Channel: 5785.00 MHz, Chain a, Temp: Ambient, Voltage: 55 Vdc



Analyser Setup	Marker : Frequency : Amplitude	Test Results
Detector = AVERAGE Sweep Count = 0 RF Atten (dB) = 10 Trace Mode = VIEW	M1 : 5754.850 MHz : -13.910 dBm M2 : 5546.673 MHz : -57.607 dBm	Limit: -43.91 dBm Margin: -13.70 dB

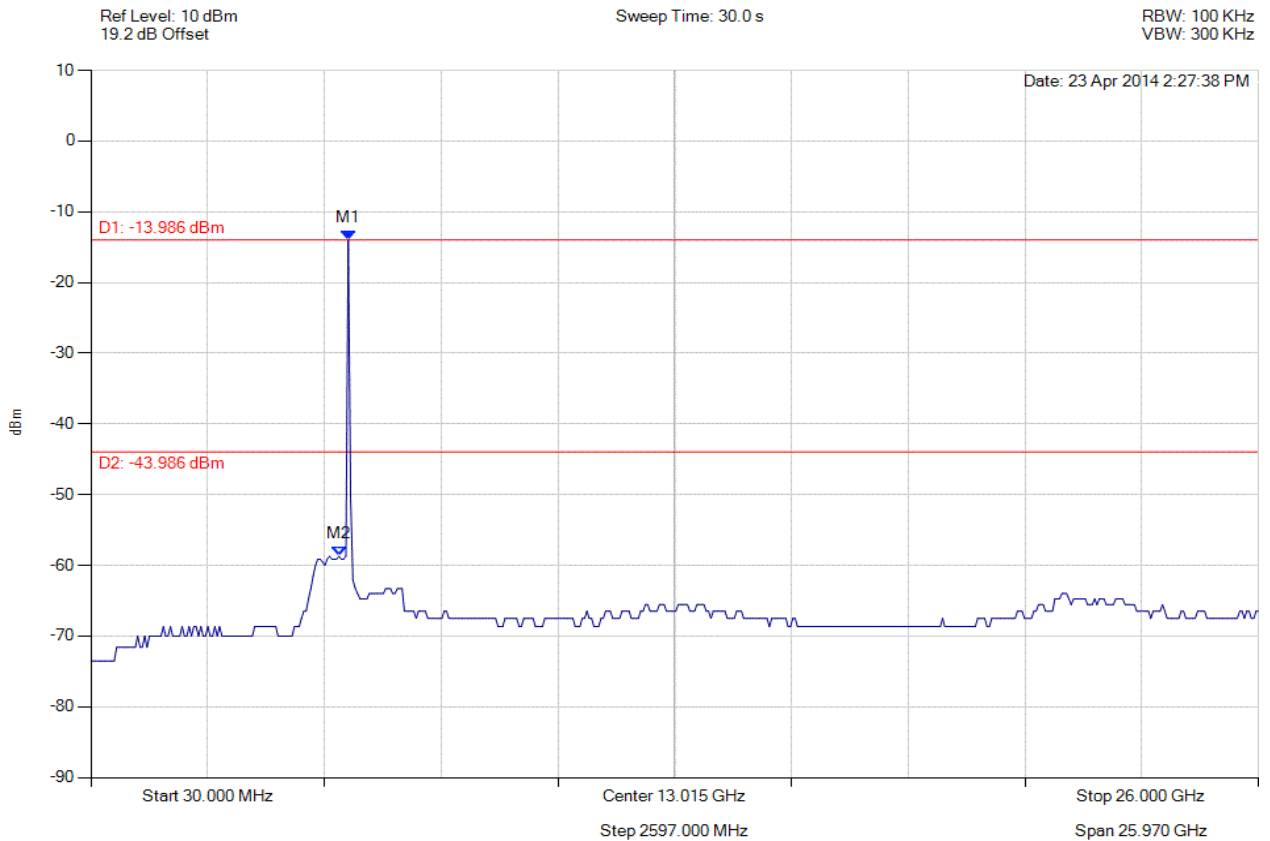
[Back to the Matrix](#)

This test report may be reproduced in full only. The document may only be updated by MiCOM Labs personnel. Any changes will be noted in the Document History section of the report.



CONDUCTED SPURIOUS EMISSIONS - AVERAGE

Variant: 802.11a, Channel: 5785.00 MHz, Chain b, Temp: Ambient, Voltage: 55 Vdc



Analyser Setup	Marker : Frequency : Amplitude	Test Results
Detector = AVERAGE Sweep Count = 0 RF Atten (dB) = 10 Trace Mode = VIEW	M1 : 5754.850 MHz : -13.986 dBm M2 : 5546.673 MHz : -58.717 dBm	Limit: -43.99 dBm Margin: -14.73 dB

[Back to the Matrix](#)

This test report may be reproduced in full only. The document may only be updated by MiCOM Labs personnel. Any changes will be noted in the Document History section of the report.

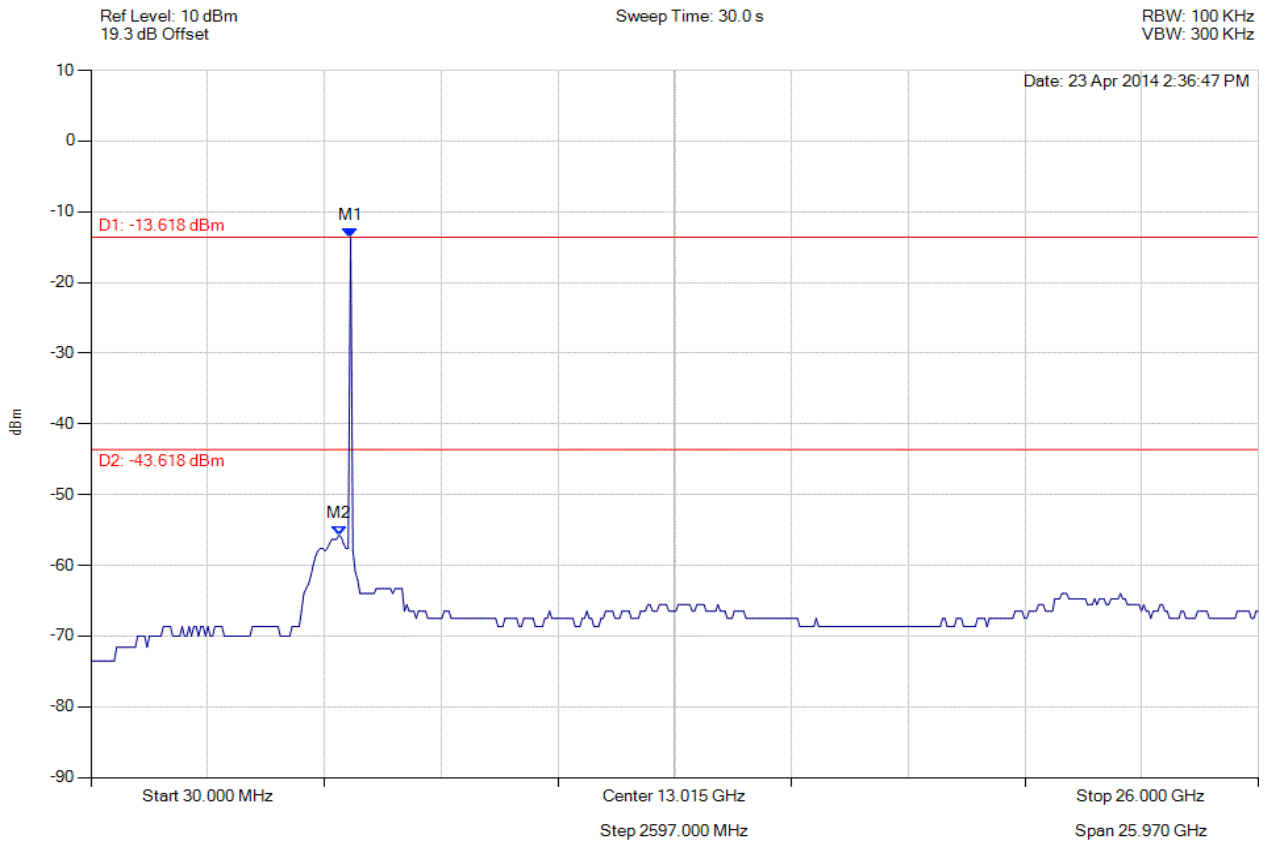


Title: Xirrus Inc. XI-AC1300, XI-AC867
To: FCC 47 CFR Part 15.247 & IC RSS-210
Serial #: XIRR04-U3 Rev A
Issue Date: 29th April 2014
Page: 558 of 572



CONDUCTED SPURIOUS EMISSIONS - AVERAGE

Variant: 802.11a, Channel: 5825.00 MHz, Chain a, Temp: Ambient, Voltage: 55 Vdc



Analyser Setup	Marker : Frequency : Amplitude	Test Results
Detector = AVERAGE Sweep Count = 0 RF Atten (dB) = 10 Trace Mode = VIEW	M1 : 5806.894 MHz : -13.618 dBm M2 : 5546.673 MHz : -55.738 dBm	Limit: -43.62 dBm Margin: -12.12 dB

[Back to the Matrix](#)

This test report may be reproduced in full only. The document may only be updated by MiCOM Labs personnel. Any changes will be noted in the Document History section of the report.

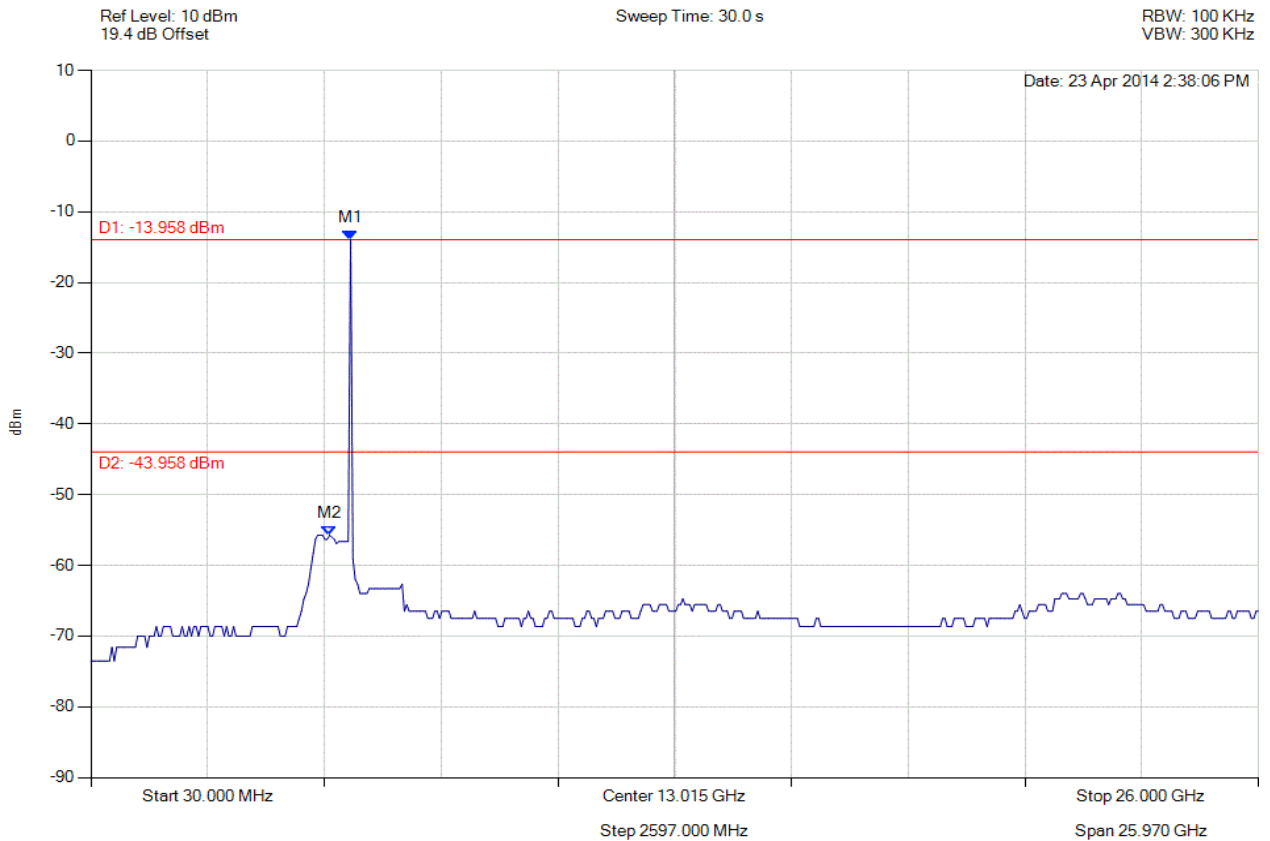


Title: Xirrus Inc. XI-AC1300, XI-AC867
To: FCC 47 CFR Part 15.247 & IC RSS-210
Serial #: XIRR04-U3 Rev A
Issue Date: 29th April 2014
Page: 559 of 572



CONDUCTED SPURIOUS EMISSIONS - AVERAGE

Variant: 802.11a, Channel: 5825.00 MHz, Chain b, Temp: Ambient, Voltage: 55 Vdc



Analyser Setup	Marker : Frequency : Amplitude	Test Results
Detector = AVERAGE Sweep Count = 0 RF Atten (dB) = 10 Trace Mode = VIEW	M1 : 5806.894 MHz : -13.958 dBm M2 : 5338.497 MHz : -55.738 dBm	Limit: -43.96 dBm Margin: -11.78 dB

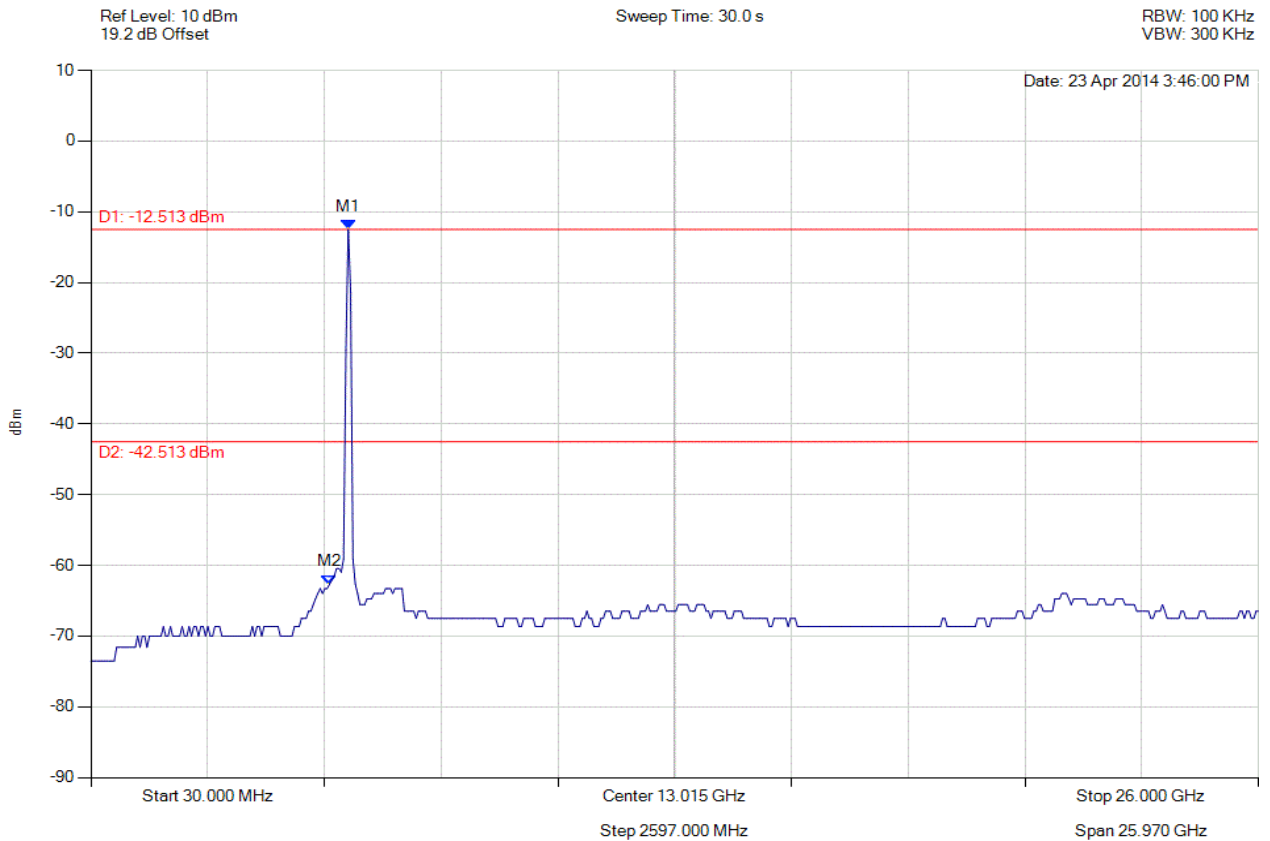
[Back to the Matrix](#)

This test report may be reproduced in full only. The document may only be updated by MiCOM Labs personnel. Any changes will be noted in the Document History section of the report.



CONDUCTED SPURIOUS EMISSIONS - AVERAGE

Variant: 802.11ac-80, Channel: 5775.00 MHz, Chain a, Temp: Ambient, Voltage: 55 Vdc



Analyser Setup	Marker : Frequency : Amplitude	Test Results
Detector = AVERAGE Sweep Count = 0 RF Atten (dB) = 10 Trace Mode = VIEW	M1 : 5754.850 MHz : -12.513 dBm M2 : 5338.497 MHz : -62.643 dBm	Limit: -42.51 dBm Margin: -20.13 dB

[Back to the Matrix](#)

This test report may be reproduced in full only. The document may only be updated by MiCOM Labs personnel. Any changes will be noted in the Document History section of the report.

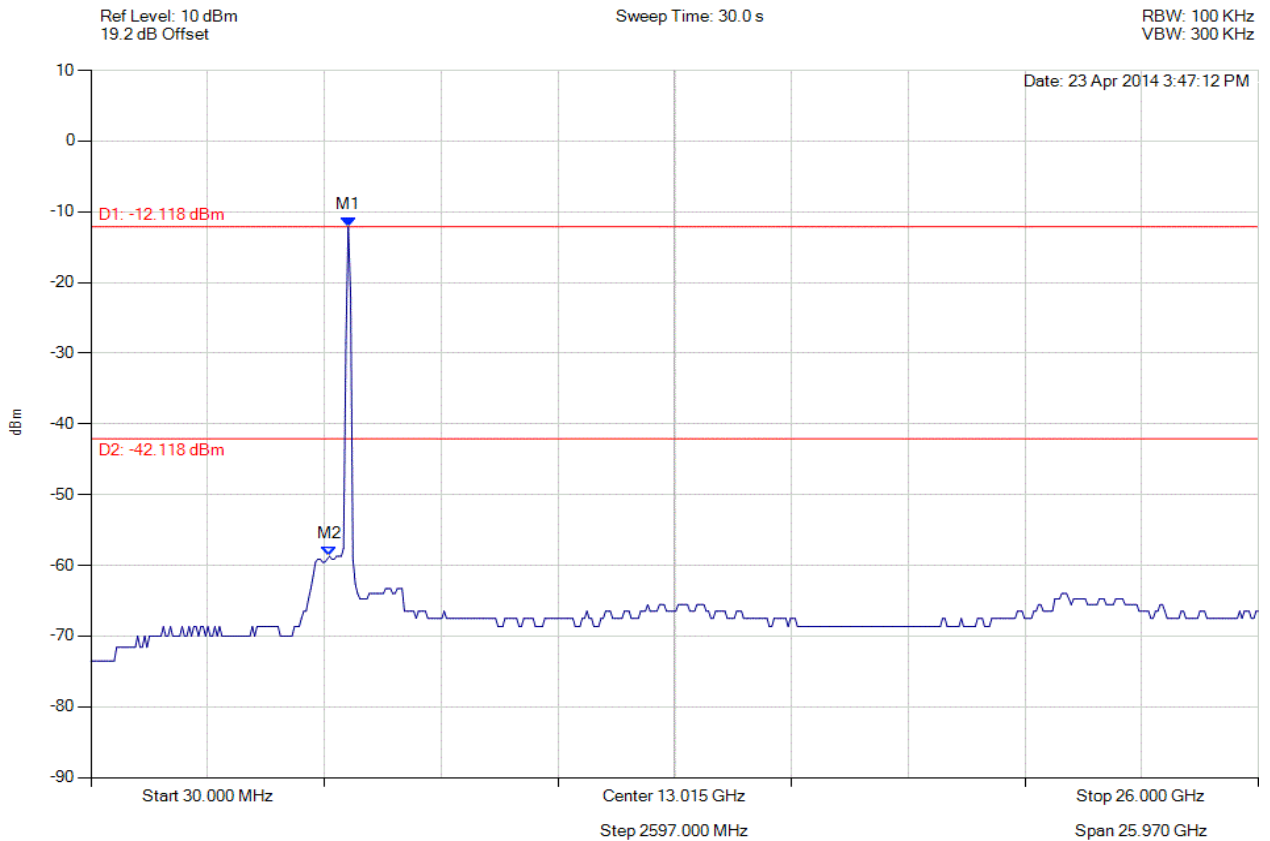


Title: Xirrus Inc. XI-AC1300, XI-AC867
To: FCC 47 CFR Part 15.247 & IC RSS-210
Serial #: XIRR04-U3 Rev A
Issue Date: 29th April 2014
Page: 561 of 572



CONDUCTED SPURIOUS EMISSIONS - AVERAGE

Variant: 802.11ac-80, Channel: 5775.00 MHz, Chain b, Temp: Ambient, Voltage: 55 Vdc



Analyser Setup	Marker : Frequency : Amplitude	Test Results
Detector = AVERAGE Sweep Count = 0 RF Atten (dB) = 10 Trace Mode = VIEW	M1 : 5754.850 MHz : -12.118 dBm M2 : 5338.497 MHz : -58.717 dBm	Limit: -42.12 dBm Margin: -16.60 dB

[Back to the Matrix](#)

This test report may be reproduced in full only. The document may only be updated by MiCOM Labs personnel. Any changes will be noted in the Document History section of the report.

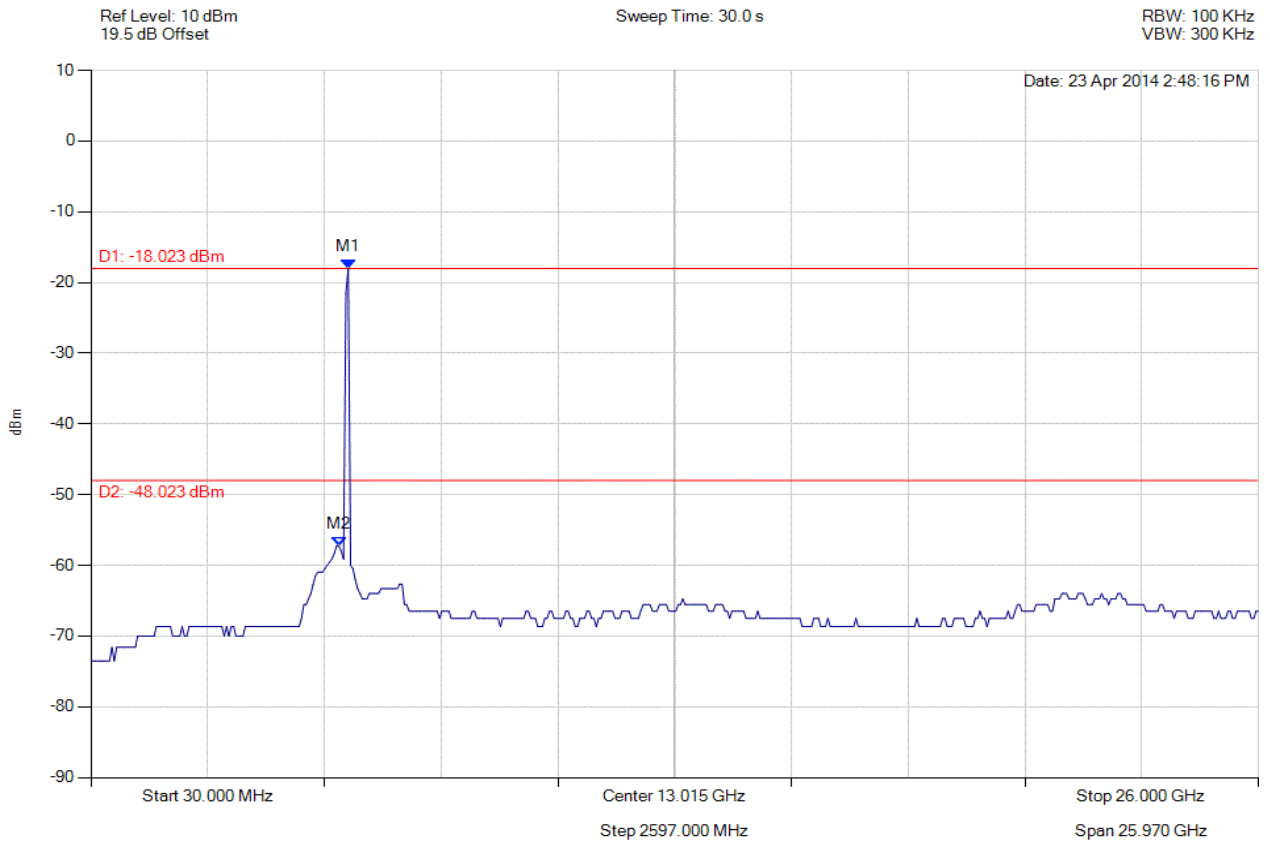


Title: Xirrus Inc. XI-AC1300, XI-AC867
To: FCC 47 CFR Part 15.247 & IC RSS-210
Serial #: XIRR04-U3 Rev A
Issue Date: 29th April 2014
Page: 562 of 572



CONDUCTED SPURIOUS EMISSIONS - AVERAGE

Variant: 802.11n HT-20, Channel: 5745.00 MHz, Chain a, Temp: Ambient, Voltage: 55 Vdc



Analyser Setup	Marker : Frequency : Amplitude	Test Results
Detector = AVERAGE Sweep Count = 0 RF Atten (dB) = 10 Trace Mode = VIEW	M1 : 5754.850 MHz : -18.023 dBm M2 : 5546.673 MHz : -57.266 dBm	Limit: -48.02 dBm Margin: -9.25 dB

[Back to the Matrix](#)

This test report may be reproduced in full only. The document may only be updated by MiCOM Labs personnel. Any changes will be noted in the Document History section of the report.

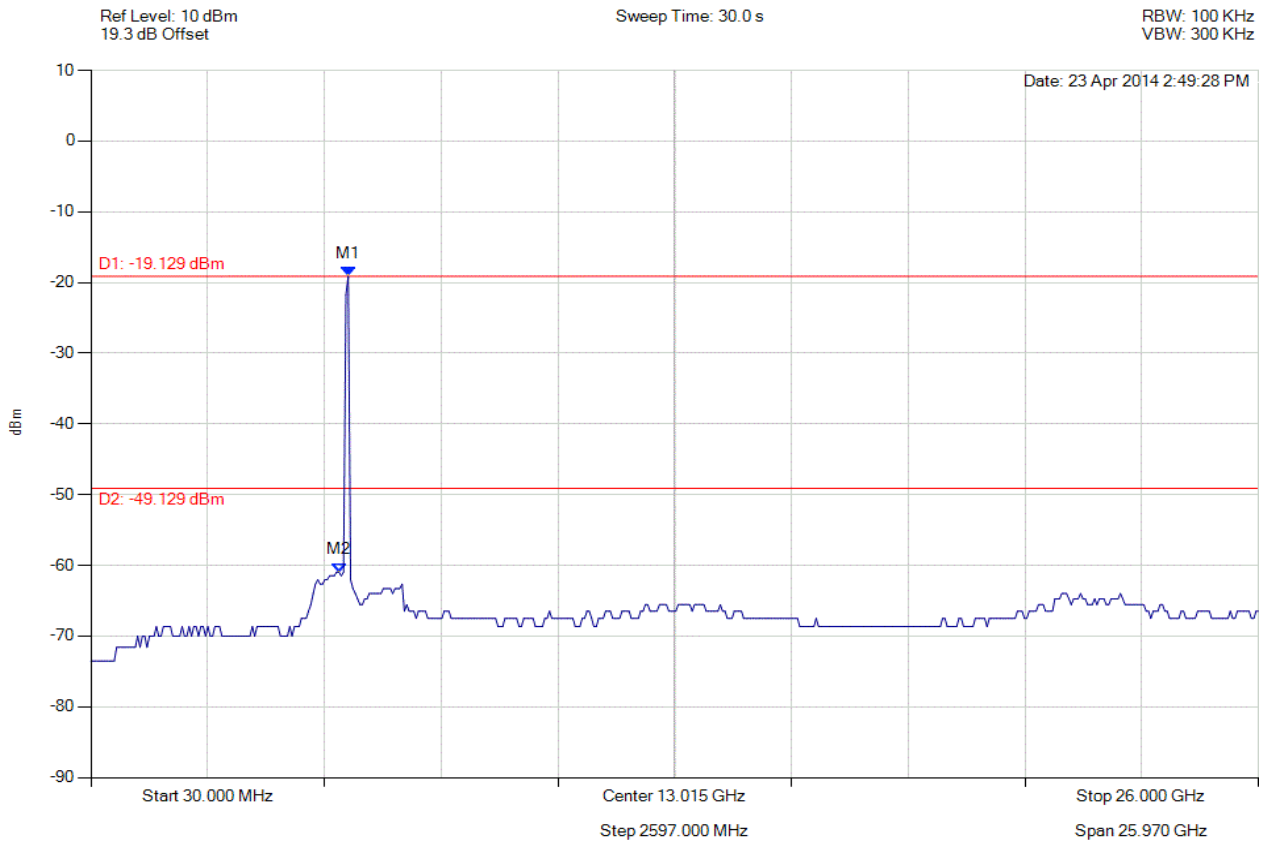


Title: Xirrus Inc. XI-AC1300, XI-AC867
To: FCC 47 CFR Part 15.247 & IC RSS-210
Serial #: XIRR04-U3 Rev A
Issue Date: 29th April 2014
Page: 563 of 572



CONDUCTED SPURIOUS EMISSIONS - AVERAGE

Variants: 802.11n HT-20, Channel: 5745.00 MHz, Chain b, Temp: Ambient, Voltage: 55 Vdc



Analyser Setup	Marker : Frequency : Amplitude	Test Results
Detector = AVERAGE Sweep Count = 0 RF Atten (dB) = 10 Trace Mode = VIEW	M1 : 5754.850 MHz : -19.129 dBm M2 : 5546.673 MHz : -60.956 dBm	Limit: -49.13 dBm Margin: -11.83 dB

[Back to the Matrix](#)

This test report may be reproduced in full only. The document may only be updated by MiCOM Labs personnel. Any changes will be noted in the Document History section of the report.

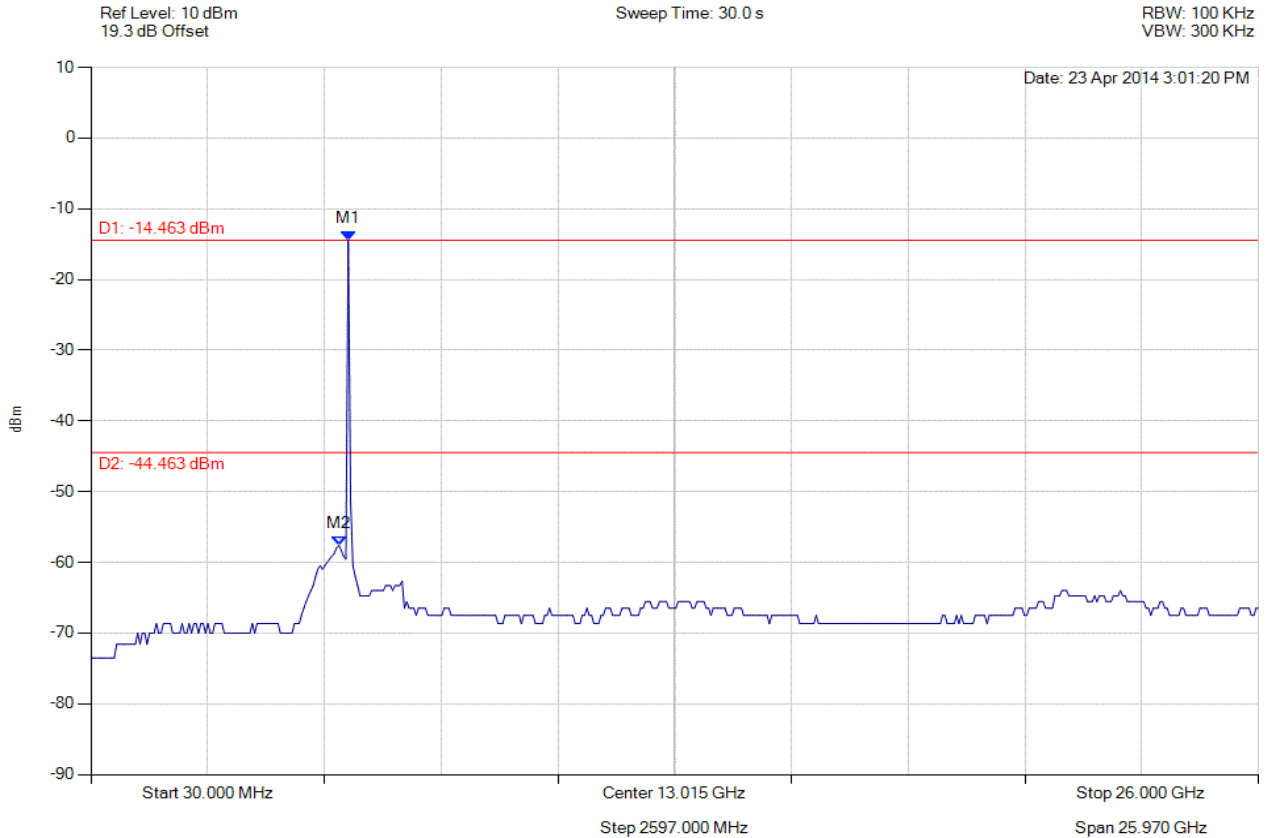


Title: Xirrus Inc. XI-AC1300, XI-AC867
To: FCC 47 CFR Part 15.247 & IC RSS-210
Serial #: XIRR04-U3 Rev A
Issue Date: 29th April 2014
Page: 564 of 572



CONDUCTED SPURIOUS EMISSIONS - AVERAGE

Variant: 802.11n HT-20, Channel: 5785.00 MHz, Chain a, Temp: Ambient, Voltage: 55 Vdc



Analyser Setup	Marker : Frequency : Amplitude	Test Results
Detector = AVERAGE Sweep Count = 0 RF Atten (dB) = 10 Trace Mode = VIEW	M1 : 5754.850 MHz : -14.463 dBm M2 : 5546.673 MHz : -57.607 dBm	Limit: -44.46 dBm Margin: -13.15 dB

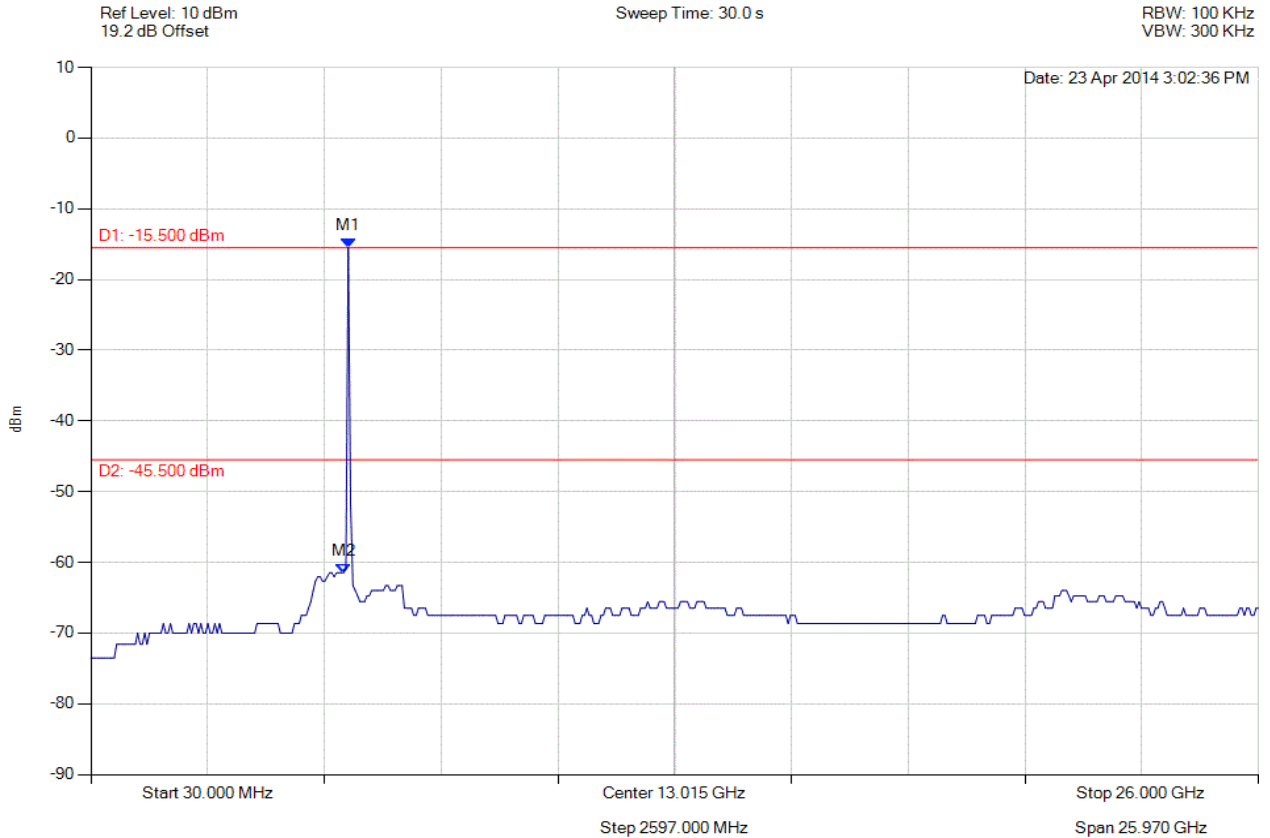
[Back to the Matrix](#)

This test report may be reproduced in full only. The document may only be updated by MiCOM Labs personnel. Any changes will be noted in the Document History section of the report.



CONDUCTED SPURIOUS EMISSIONS - AVERAGE

Variant: 802.11n HT-20, Channel: 5785.00 MHz, Chain b, Temp: Ambient, Voltage: 55 Vdc



Analyser Setup	Marker : Frequency : Amplitude	Test Results
Detector = AVERAGE Sweep Count = 0 RF Atten (dB) = 10 Trace Mode = VIEW	M1 : 5754.850 MHz : -15.500 dBm M2 : 5650.762 MHz : -61.483 dBm	Limit: -45.50 dBm Margin: -15.98 dB

[Back to the Matrix](#)

This test report may be reproduced in full only. The document may only be updated by MiCOM Labs personnel. Any changes will be noted in the Document History section of the report.

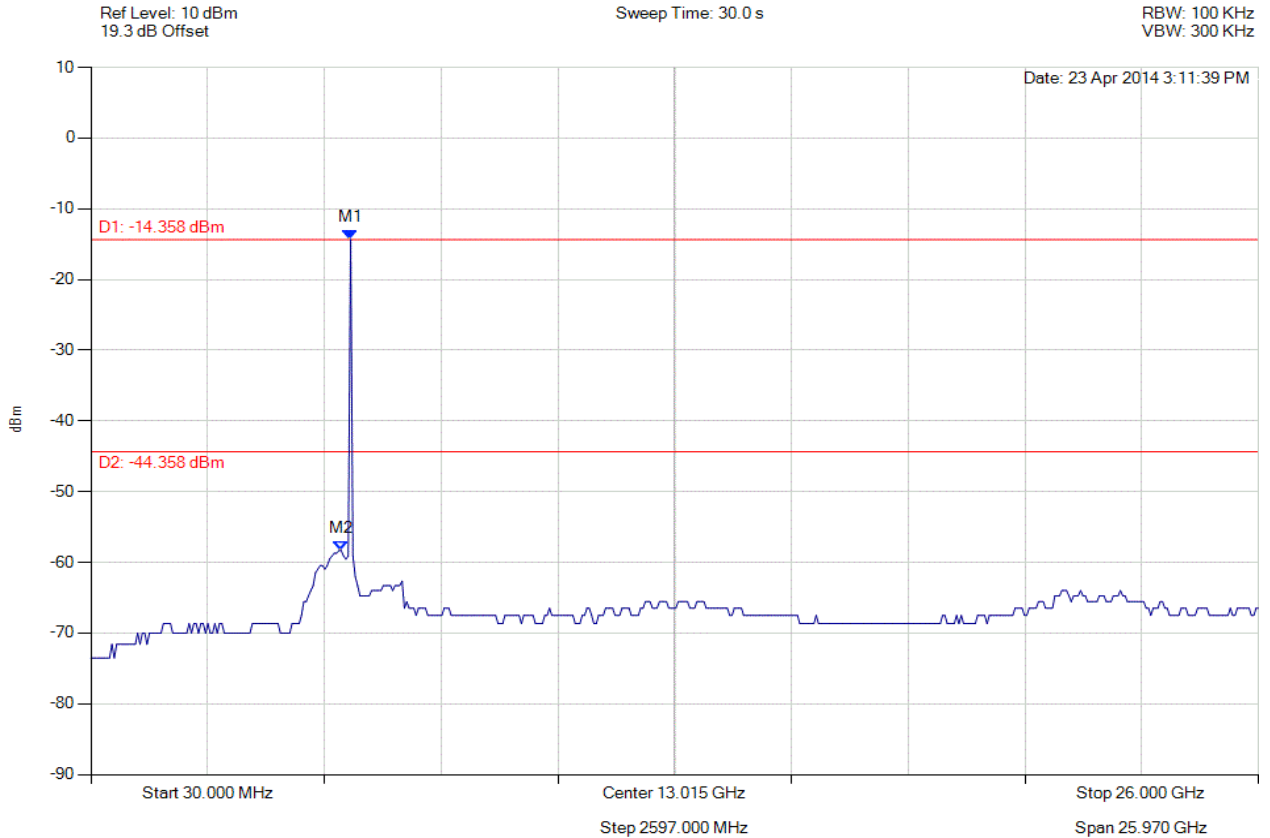


Title: Xirrus Inc. XI-AC1300, XI-AC867
To: FCC 47 CFR Part 15.247 & IC RSS-210
Serial #: XIRR04-U3 Rev A
Issue Date: 29th April 2014
Page: 566 of 572



CONDUCTED SPURIOUS EMISSIONS - AVERAGE

Variant: 802.11n HT-20, Channel: 5825.00 MHz, Chain a, Temp: Ambient, Voltage: 55 Vdc



Analyser Setup	Marker : Frequency : Amplitude	Test Results
Detector = AVERAGE Sweep Count = 0 RF Atten (dB) = 10 Trace Mode = VIEW	M1 : 5806.894 MHz : -14.358 dBm M2 : 5598.717 MHz : -58.331 dBm	Limit: -44.36 dBm Margin: -13.97 dB

[Back to the Matrix](#)

This test report may be reproduced in full only. The document may only be updated by MiCOM Labs personnel. Any changes will be noted in the Document History section of the report.

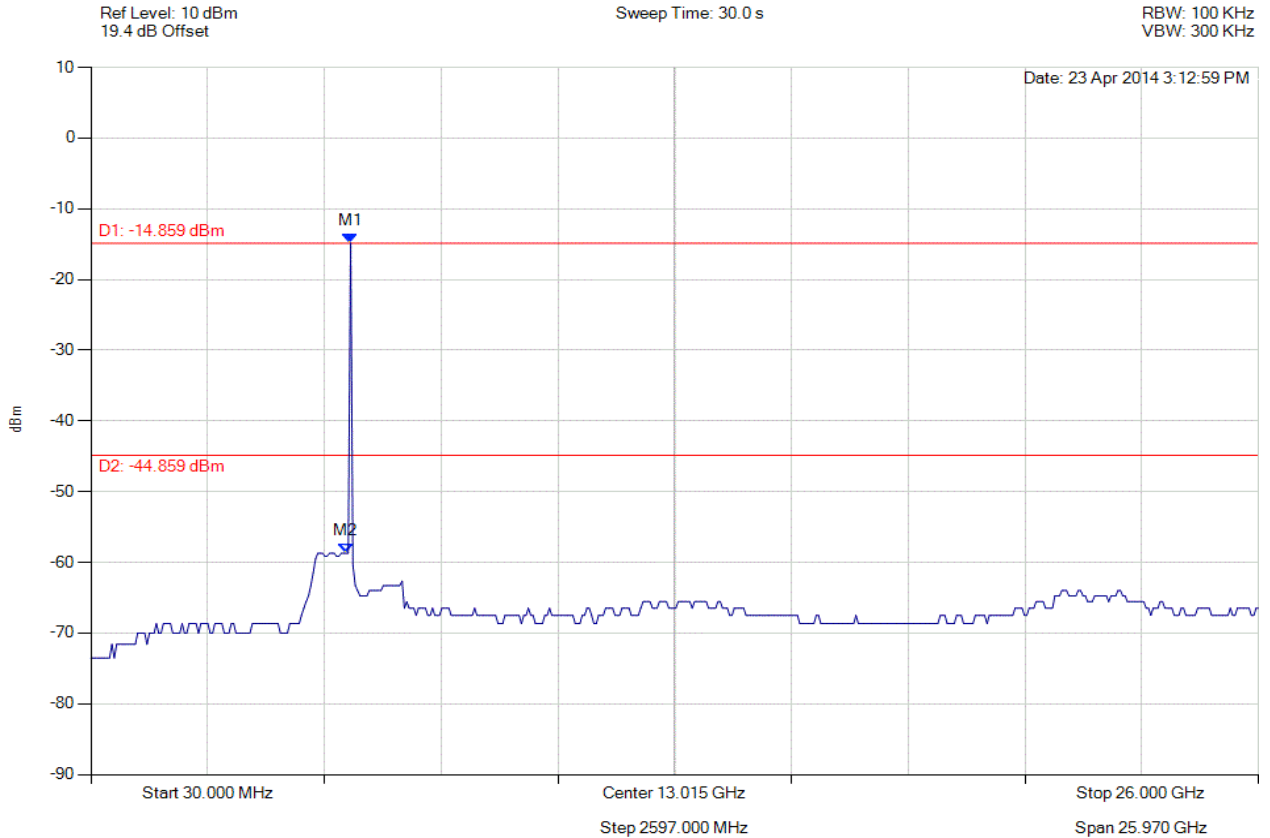


Title: Xirrus Inc. XI-AC1300, XI-AC867
To: FCC 47 CFR Part 15.247 & IC RSS-210
Serial #: XIRR04-U3 Rev A
Issue Date: 29th April 2014
Page: 567 of 572



CONDUCTED SPURIOUS EMISSIONS - AVERAGE

Variant: 802.11n HT-20, Channel: 5825.00 MHz, Chain b, Temp: Ambient, Voltage: 55 Vdc



Analyser Setup	Marker : Frequency : Amplitude	Test Results
Detector = AVERAGE Sweep Count = 0 RF Atten (dB) = 10 Trace Mode = VIEW	M1 : 5806.894 MHz : -14.859 dBm M2 : 5702.806 MHz : -58.717 dBm	Limit: -44.86 dBm Margin: -13.86 dB

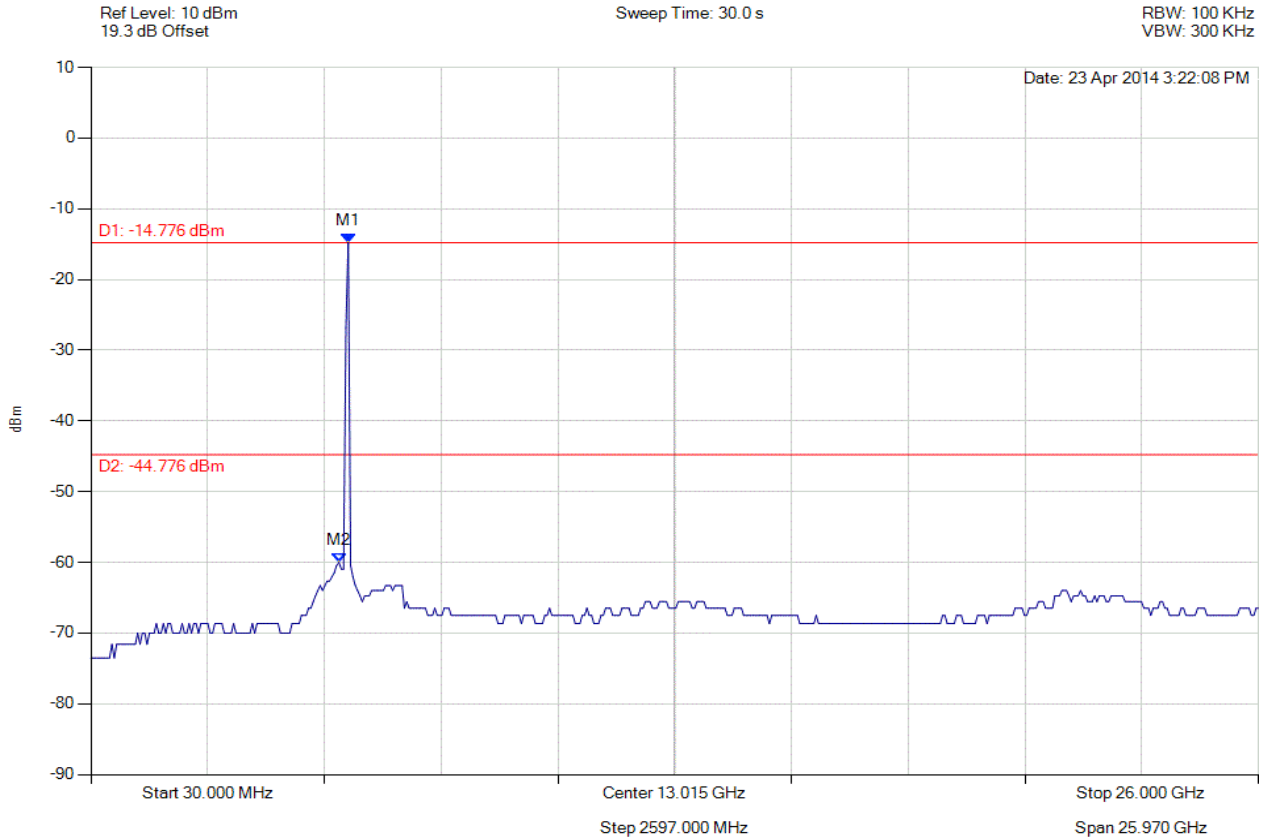
[Back to the Matrix](#)

This test report may be reproduced in full only. The document may only be updated by MiCOM Labs personnel. Any changes will be noted in the Document History section of the report.



CONDUCTED SPURIOUS EMISSIONS - AVERAGE

Variant: 802.11n HT-40, Channel: 5755.00 MHz, Chain a, Temp: Ambient, Voltage: 55 Vdc



Analyser Setup	Marker : Frequency : Amplitude	Test Results
Detector = AVERAGE Sweep Count = 0 RF Atten (dB) = 10 Trace Mode = VIEW	M1 : 5754.850 MHz : -14.776 dBm M2 : 5546.673 MHz : -59.990 dBm	Limit: -44.78 dBm Margin: -15.21 dB

[Back to the Matrix](#)

This test report may be reproduced in full only. The document may only be updated by MiCOM Labs personnel. Any changes will be noted in the Document History section of the report.

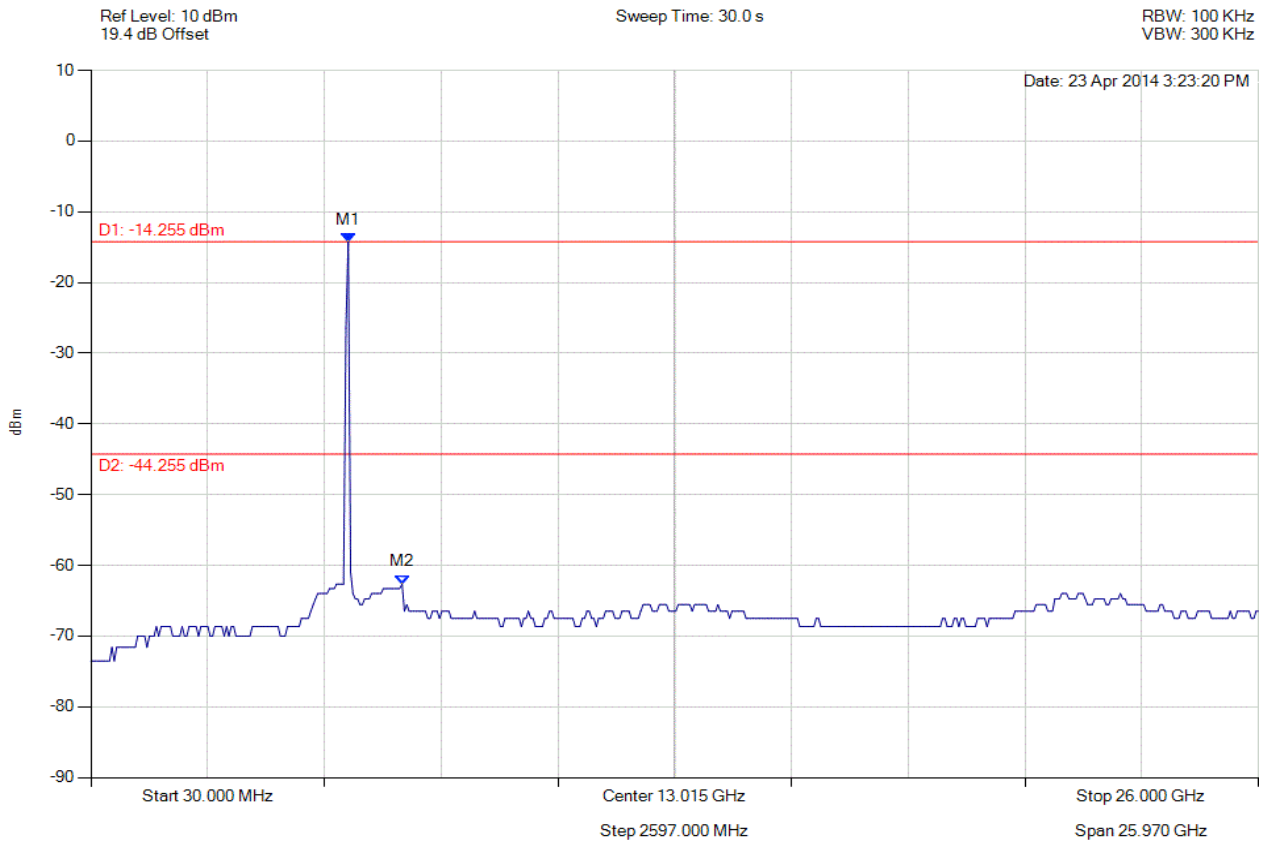


Title: Xirrus Inc. XI-AC1300, XI-AC867
To: FCC 47 CFR Part 15.247 & IC RSS-210
Serial #: XIRR04-U3 Rev A
Issue Date: 29th April 2014
Page: 569 of 572



CONDUCTED SPURIOUS EMISSIONS - AVERAGE

Variant: 802.11n HT-40, Channel: 5755.00 MHz, Chain b, Temp: Ambient, Voltage: 55 Vdc



Analyser Setup	Marker : Frequency : Amplitude	Test Results
Detector = AVERAGE Sweep Count = 0 RF Atten (dB) = 10 Trace Mode = VIEW	M1 : 5754.850 MHz : -14.255 dBm M2 : 6951.864 MHz : -62.643 dBm	Limit: -44.26 dBm Margin: -18.38 dB

[Back to the Matrix](#)

This test report may be reproduced in full only. The document may only be updated by MiCOM Labs personnel. Any changes will be noted in the Document History section of the report.

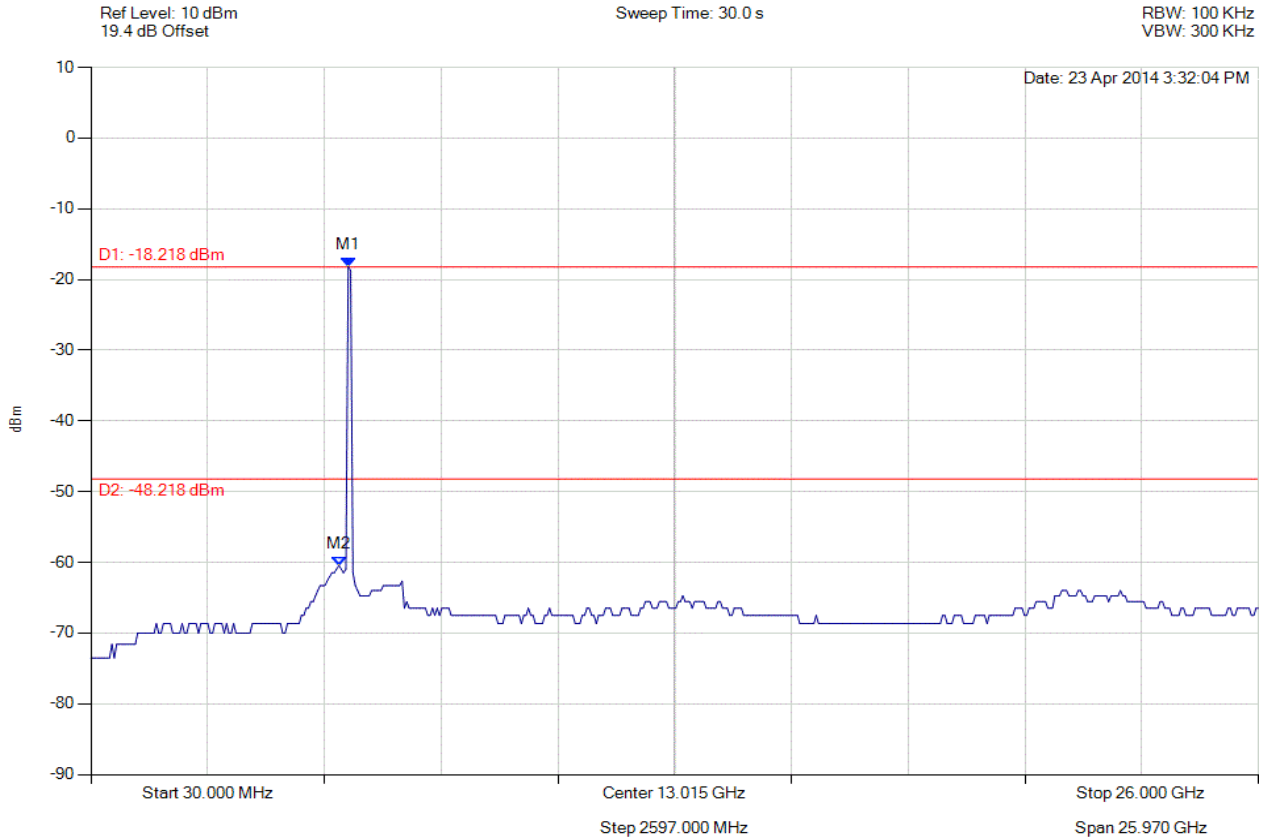


Title: Xirrus Inc. XI-AC1300, XI-AC867
To: FCC 47 CFR Part 15.247 & IC RSS-210
Serial #: XIRR04-U3 Rev A
Issue Date: 29th April 2014
Page: 570 of 572



CONDUCTED SPURIOUS EMISSIONS - AVERAGE

Variant: 802.11n HT-40, Channel: 5795.00 MHz, Chain a, Temp: Ambient, Voltage: 55 Vdc



Analyser Setup	Marker : Frequency : Amplitude	Test Results
Detector = AVERAGE Sweep Count = 0 RF Atten (dB) = 10 Trace Mode = VIEW	M1 : 5754.850 MHz : -18.218 dBm M2 : 5546.673 MHz : -60.460 dBm	Limit: -48.22 dBm Margin: -12.24 dB

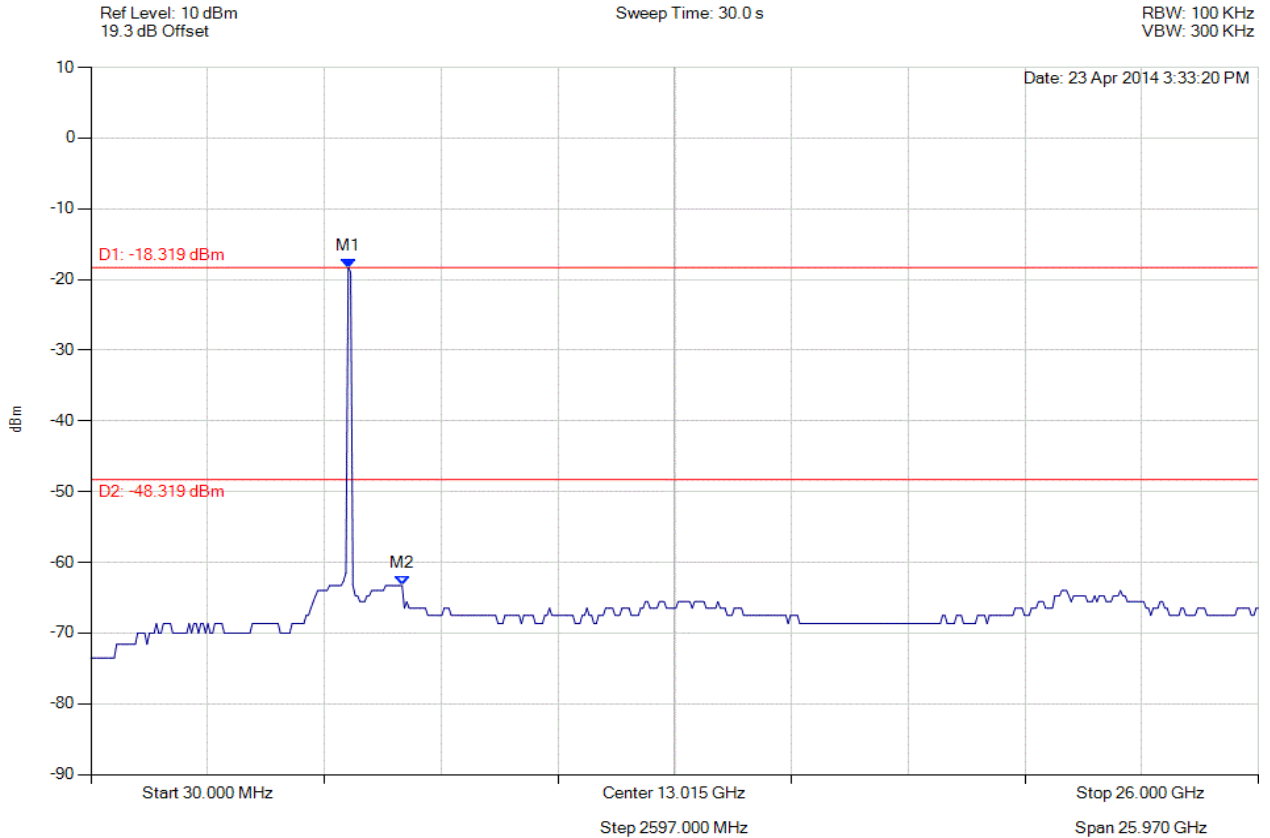
[Back to the Matrix](#)

This test report may be reproduced in full only. The document may only be updated by MiCOM Labs personnel. Any changes will be noted in the Document History section of the report.



CONDUCTED SPURIOUS EMISSIONS - AVERAGE

Variant: 802.11n HT-40, Channel: 5795.00 MHz, Chain b, Temp: Ambient, Voltage: 55 Vdc



Analyser Setup	Marker : Frequency : Amplitude	Test Results
Detector = AVERAGE Sweep Count = 0 RF Atten (dB) = 10 Trace Mode = VIEW	M1 : 5754.850 MHz : -18.319 dBm M2 : 6951.864 MHz : -63.286 dBm	Limit: -48.32 dBm Margin: -14.97 dB

[Back to the Matrix](#)

This test report may be reproduced in full only. The document may only be updated by MiCOM Labs personnel. Any changes will be noted in the Document History section of the report.



575 Boulder Court
Pleasanton, California 94566, USA
Tel: 1.925.462.0304
Fax: 1.925.462.0306
www.micomlabs.com