

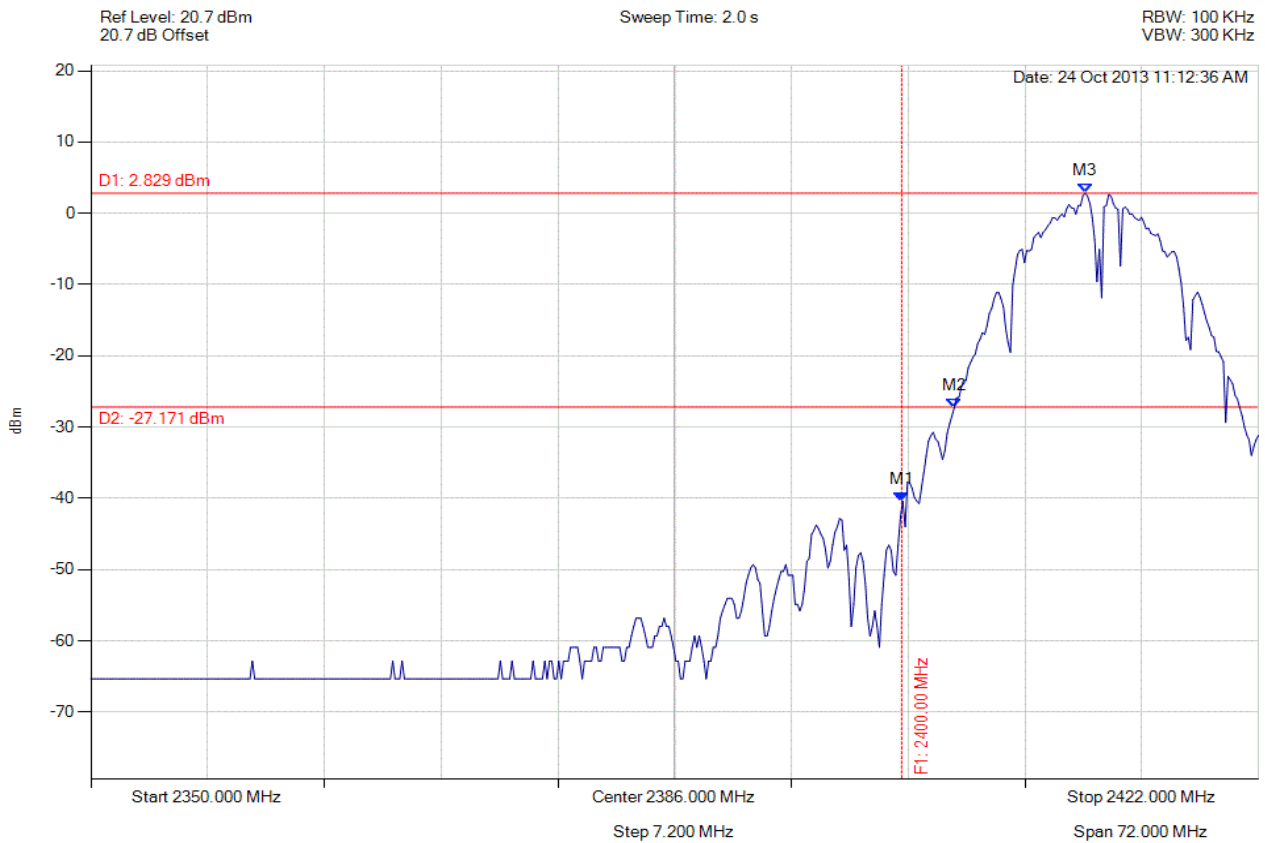


### A.1.3. Conducted Spurious Emissions



#### CONDUCTED LOW BAND-EDGE EMISSIONS - AVERAGE

Variant: 802.11b, Channel: 2412.00 MHz, Chain a, Temp: Ambient, Voltage: 56 Vdc



| Analyser Setup   | Marker : Frequency : Amplitude  | Test Results                   |
|--|---|--------------------------------|
| Detector = AVERAGE<br>Sweep Count = 0<br>RF Atten (dB) = 10<br>Trace Mode = VIEW | M1 : 2400.000 MHz : -40.380 dBm<br>M2 : 2403.242 MHz : -27.297 dBm<br>M3 : 2411.323 MHz : 2.829 dBm | Channel Frequency: 2412.00 MHz |

[Back to the Matrix](#)

This test report may be reproduced in full only. The document may only be updated by MiCOM Labs personnel. Any changes will be noted in the Document History section of the report.

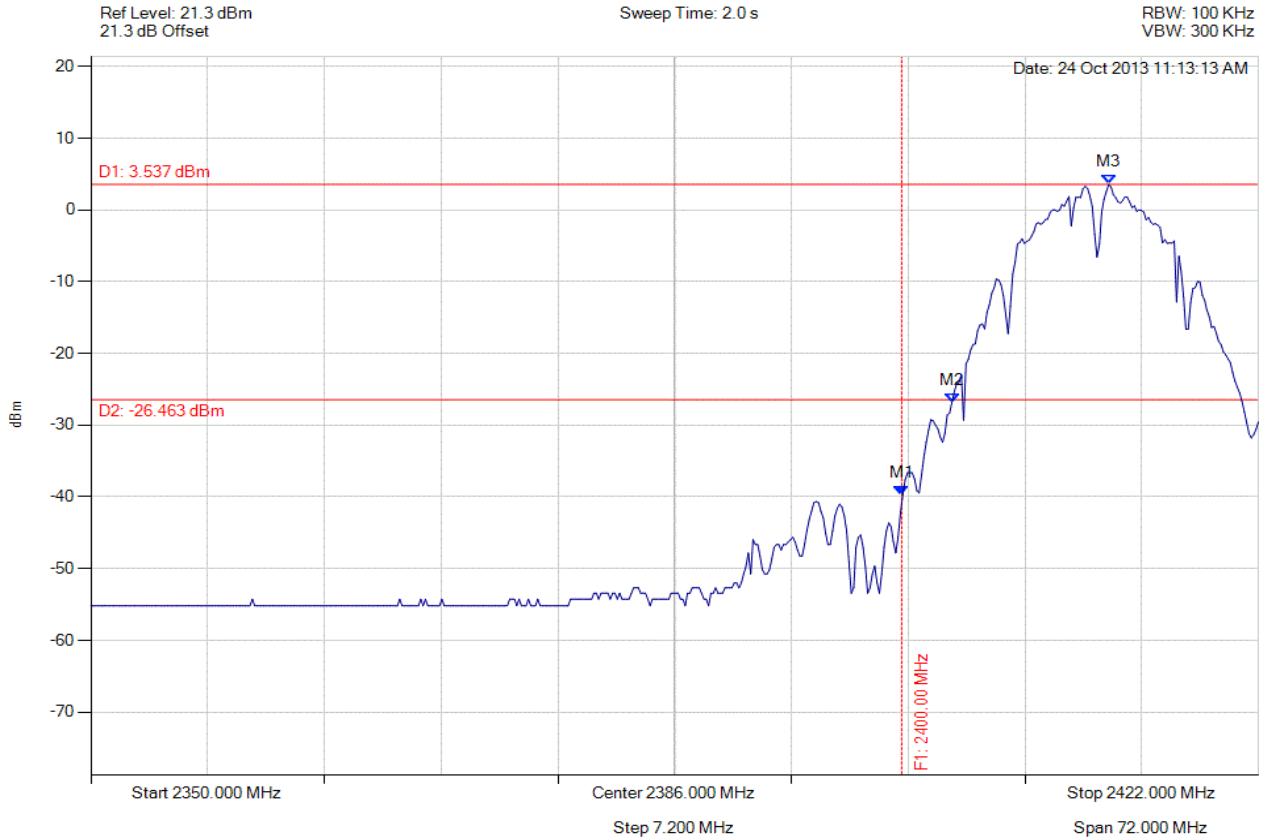


**Title:** Xirrus Inc. XI-AC1300, XI-AC867  
**To:** FCC 47 CFR Part 15.247 & IC RSS-210  
**Serial #:** XIRR04-U3 Rev A  
**Issue Date:** 29th April 2014  
**Page:** 275 of 572



### CONDUCTED LOW BAND-EDGE EMISSIONS - AVERAGE

Variant: 802.11b, Channel: 2412.00 MHz, Chain b, Temp: Ambient, Voltage: 56 Vdc



| Analyser Setup   | Marker : Frequency : Amplitude  | Test Results                   |
|--|---|--------------------------------|
| Detector = AVERAGE<br>Sweep Count = 0<br>RF Atten (dB) = 20<br>Trace Mode = VIEW | M1 : 2400.000 MHz : -39.780 dBm<br>M2 : 2403.098 MHz : -26.807 dBm<br>M3 : 2412.766 MHz : 3.537 dBm | Channel Frequency: 2412.00 MHz |

[Back to the Matrix](#)

This test report may be reproduced in full only. The document may only be updated by MiCOM Labs personnel. Any changes will be noted in the Document History section of the report.

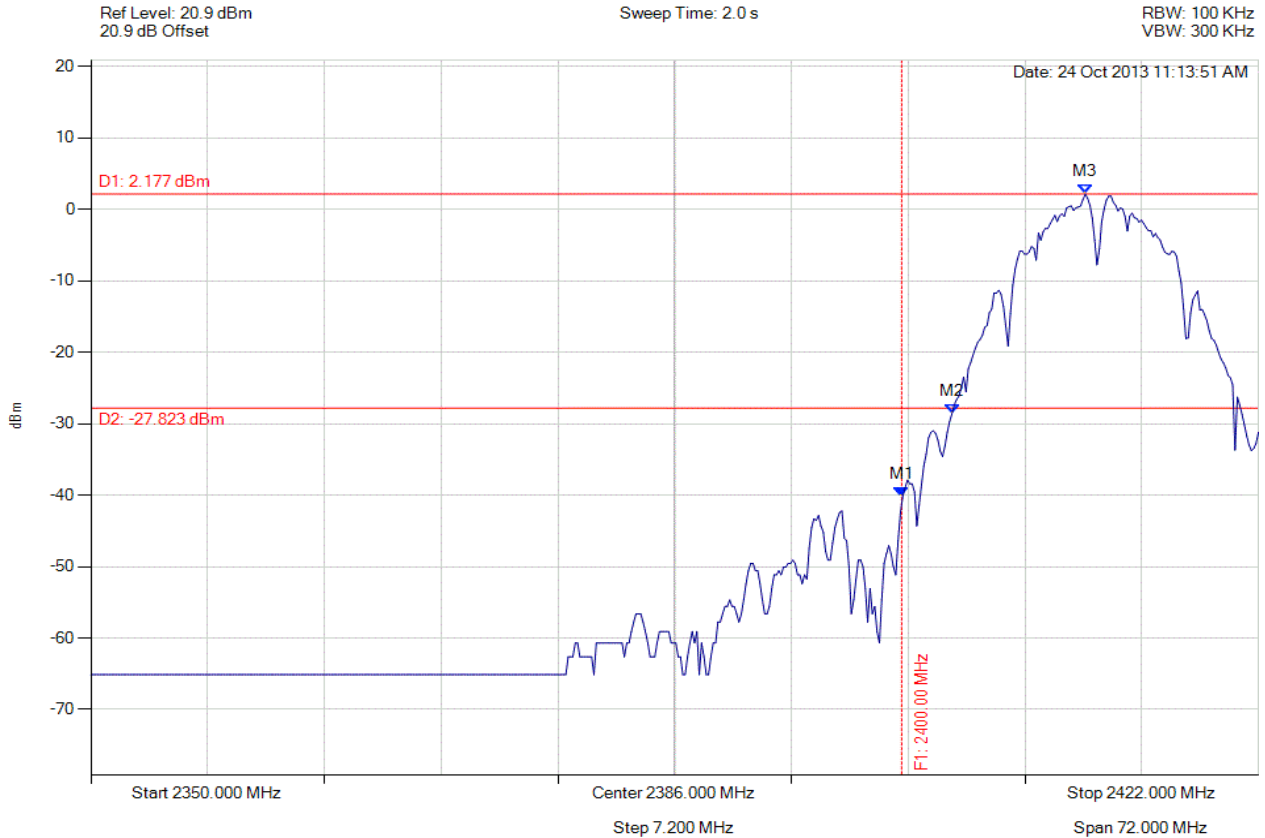


**Title:** Xirrus Inc. XI-AC1300, XI-AC867  
**To:** FCC 47 CFR Part 15.247 & IC RSS-210  
**Serial #:** XIRR04-U3 Rev A  
**Issue Date:** 29th April 2014  
**Page:** 276 of 572



### CONDUCTED LOW BAND-EDGE EMISSIONS - AVERAGE

Variant: 802.11b, Channel: 2412.00 MHz, Chain c, Temp: Ambient, Voltage: 56 Vdc



| Analyser Setup   | Marker : Frequency : Amplitude  | Test Results                   |
|--|---|--------------------------------|
| Detector = AVERAGE<br>Sweep Count = 0<br>RF Atten (dB) = 10<br>Trace Mode = VIEW | M1 : 2400.000 MHz : -40.180 dBm<br>M2 : 2403.098 MHz : -28.601 dBm<br>M3 : 2411.323 MHz : 2.177 dBm | Channel Frequency: 2412.00 MHz |

[Back to the Matrix](#)

This test report may be reproduced in full only. The document may only be updated by MiCOM Labs personnel. Any changes will be noted in the Document History section of the report.

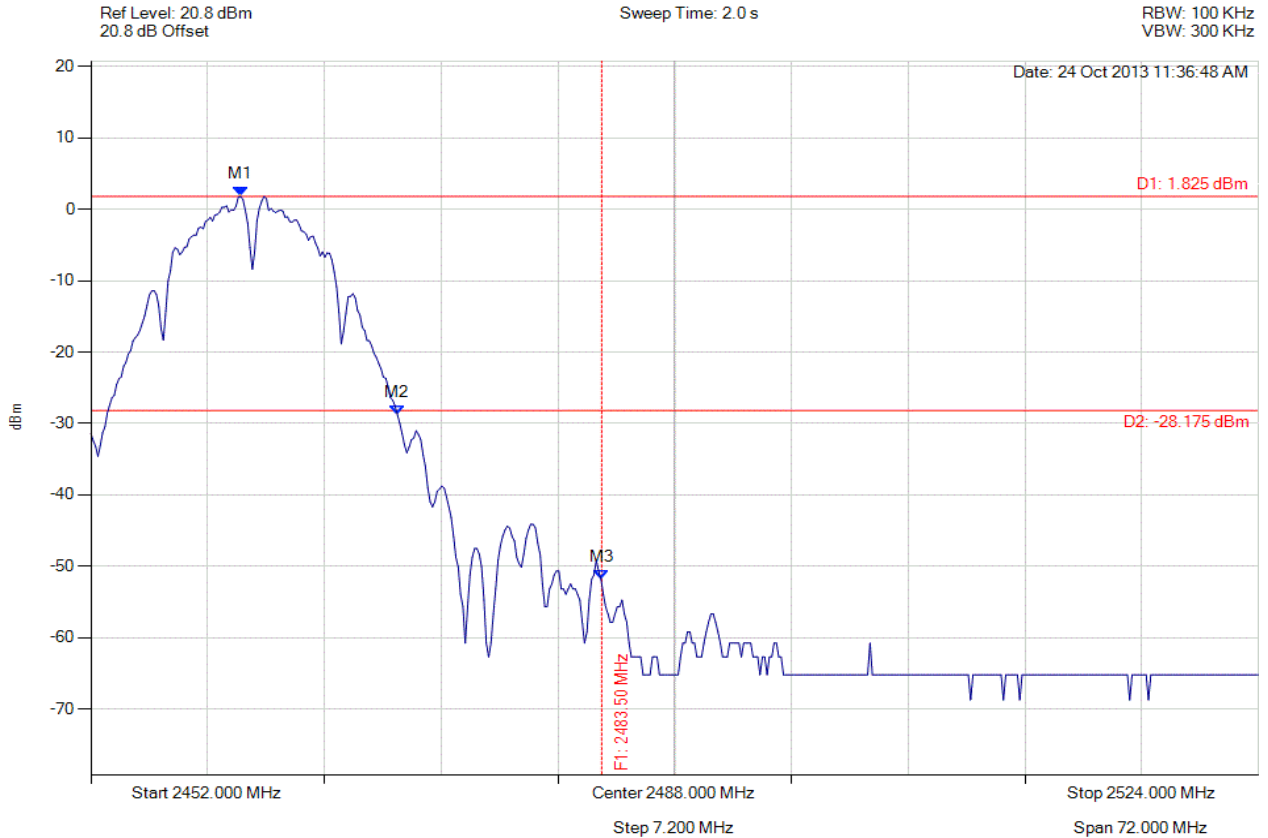


**Title:** Xirrus Inc. XI-AC1300, XI-AC867  
**To:** FCC 47 CFR Part 15.247 & IC RSS-210  
**Serial #:** XIRR04-U3 Rev A  
**Issue Date:** 29th April 2014  
**Page:** 277 of 572



### CONDUCTED HIGH BAND-EDGE EMISSIONS - AVERAGE

Variant: 802.11b, Channel: 2462.00 MHz, Chain a, Temp: Ambient, Voltage: 56 Vdc



| Analyser Setup   | Marker : Frequency : Amplitude  | Test Results                   |
|--|---|--------------------------------|
| Detector = AVERAGE<br>Sweep Count = 0<br>RF Atten (dB) = 10<br>Trace Mode = VIEW | M1 : 2461.234 MHz : 1.825 dBm<br>M2 : 2470.902 MHz : -28.788 dBm<br>M3 : 2483.500 MHz : -51.843 dBm | Channel Frequency: 2462.00 MHz |

[Back to the Matrix](#)

This test report may be reproduced in full only. The document may only be updated by MiCOM Labs personnel. Any changes will be noted in the Document History section of the report.

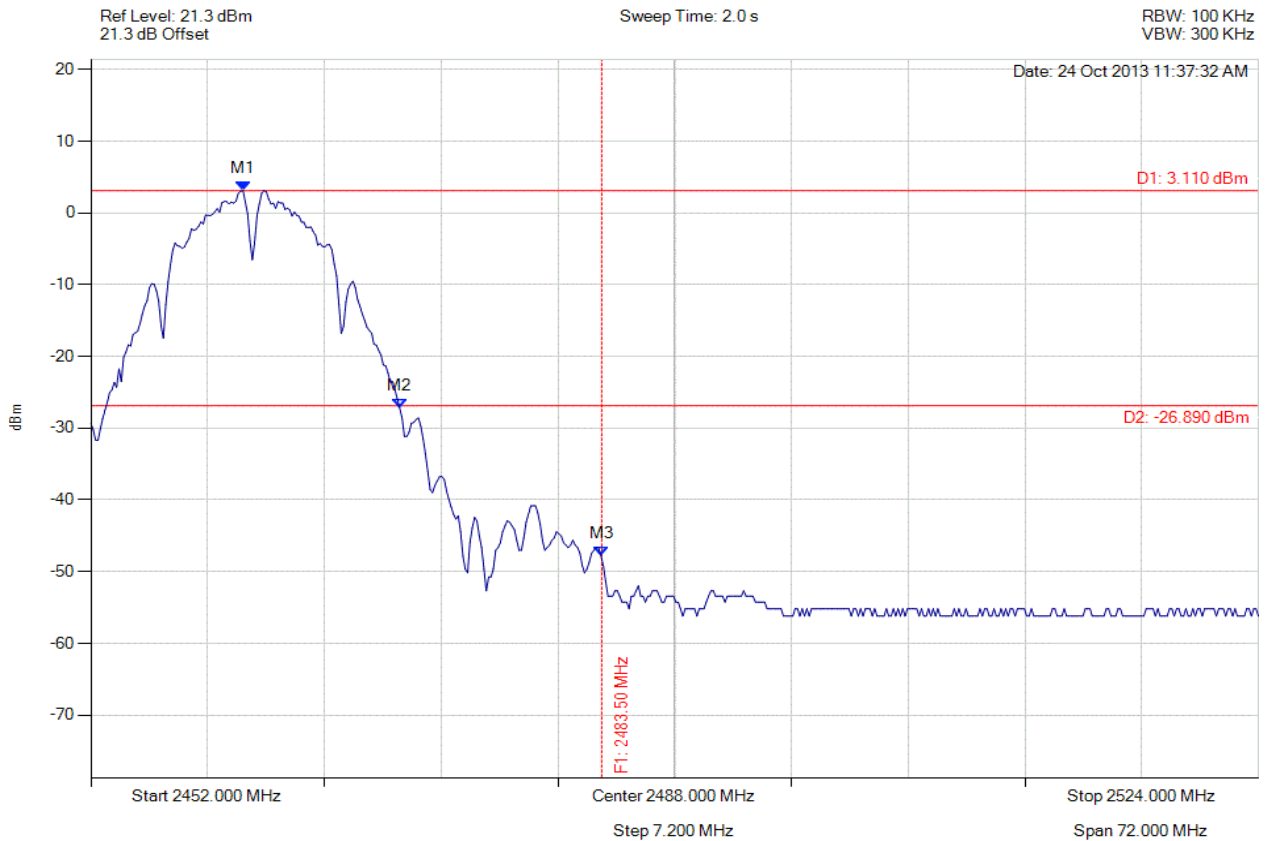


**Title:** Xirrus Inc. XI-AC1300, XI-AC867  
**To:** FCC 47 CFR Part 15.247 & IC RSS-210  
**Serial #:** XIRR04-U3 Rev A  
**Issue Date:** 29th April 2014  
**Page:** 278 of 572



### CONDUCTED HIGH BAND-EDGE EMISSIONS - AVERAGE

Variant: 802.11b, Channel: 2462.00 MHz, Chain b, Temp: Ambient, Voltage: 56 Vdc



| Analyser Setup   | Marker : Frequency : Amplitude  | Test Results                   |
|--|---|--------------------------------|
| Detector = AVERAGE<br>Sweep Count = 0<br>RF Atten (dB) = 20<br>Trace Mode = VIEW | M1 : 2461.379 MHz : 3.110 dBm<br>M2 : 2471.046 MHz : -27.222 dBm<br>M3 : 2483.500 MHz : -47.821 dBm | Channel Frequency: 2462.00 MHz |

[Back to the Matrix](#)

This test report may be reproduced in full only. The document may only be updated by MiCOM Labs personnel. Any changes will be noted in the Document History section of the report.

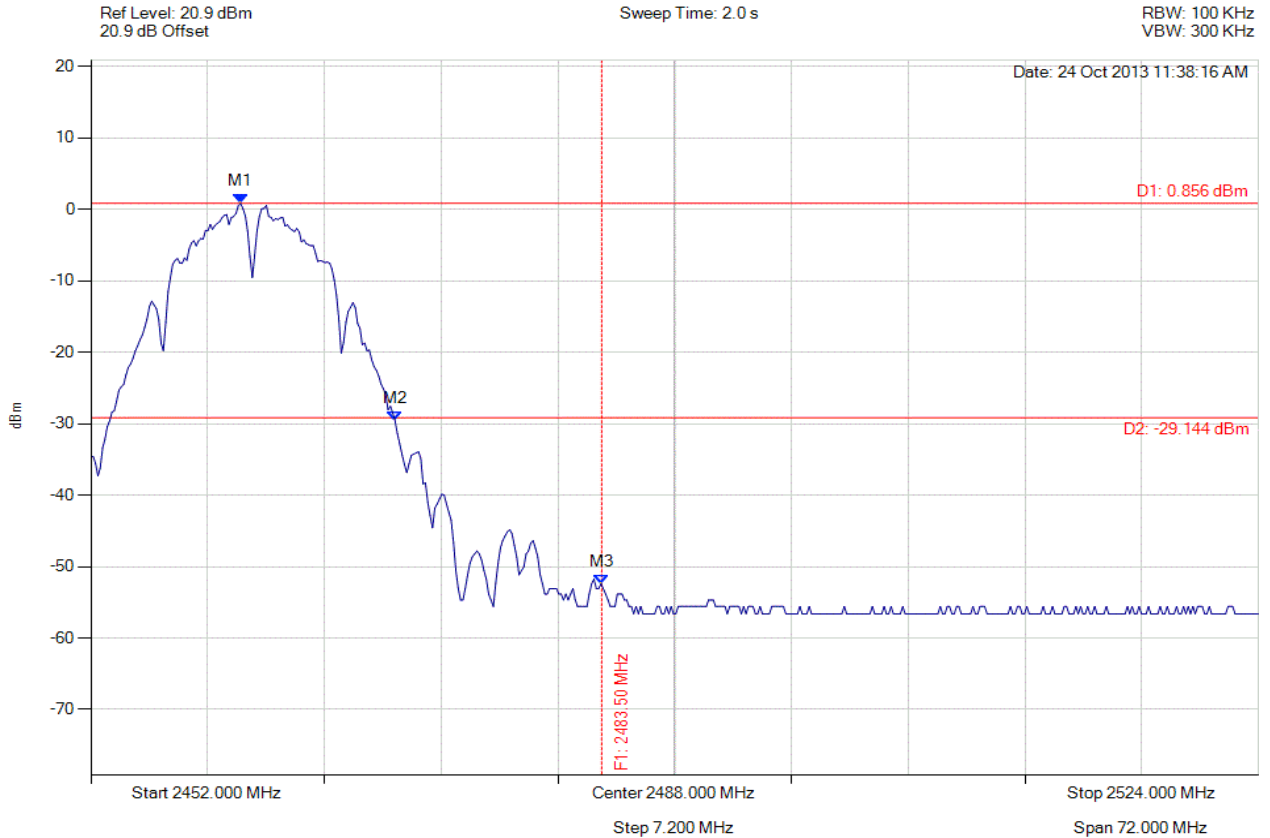


**Title:** Xirrus Inc. XI-AC1300, XI-AC867  
**To:** FCC 47 CFR Part 15.247 & IC RSS-210  
**Serial #:** XIRR04-U3 Rev A  
**Issue Date:** 29th April 2014  
**Page:** 279 of 572



### CONDUCTED HIGH BAND-EDGE EMISSIONS - AVERAGE

Variant: 802.11b, Channel: 2462.00 MHz, Chain c, Temp: Ambient, Voltage: 56 Vdc



| Analyser Setup   | Marker : Frequency : Amplitude  | Test Results                   |
|--|---|--------------------------------|
| Detector = AVERAGE<br>Sweep Count = 0<br>RF Atten (dB) = 20<br>Trace Mode = VIEW | M1 : 2461.234 MHz : 0.856 dBm<br>M2 : 2470.758 MHz : -29.560 dBm<br>M3 : 2483.500 MHz : -52.386 dBm | Channel Frequency: 2462.00 MHz |

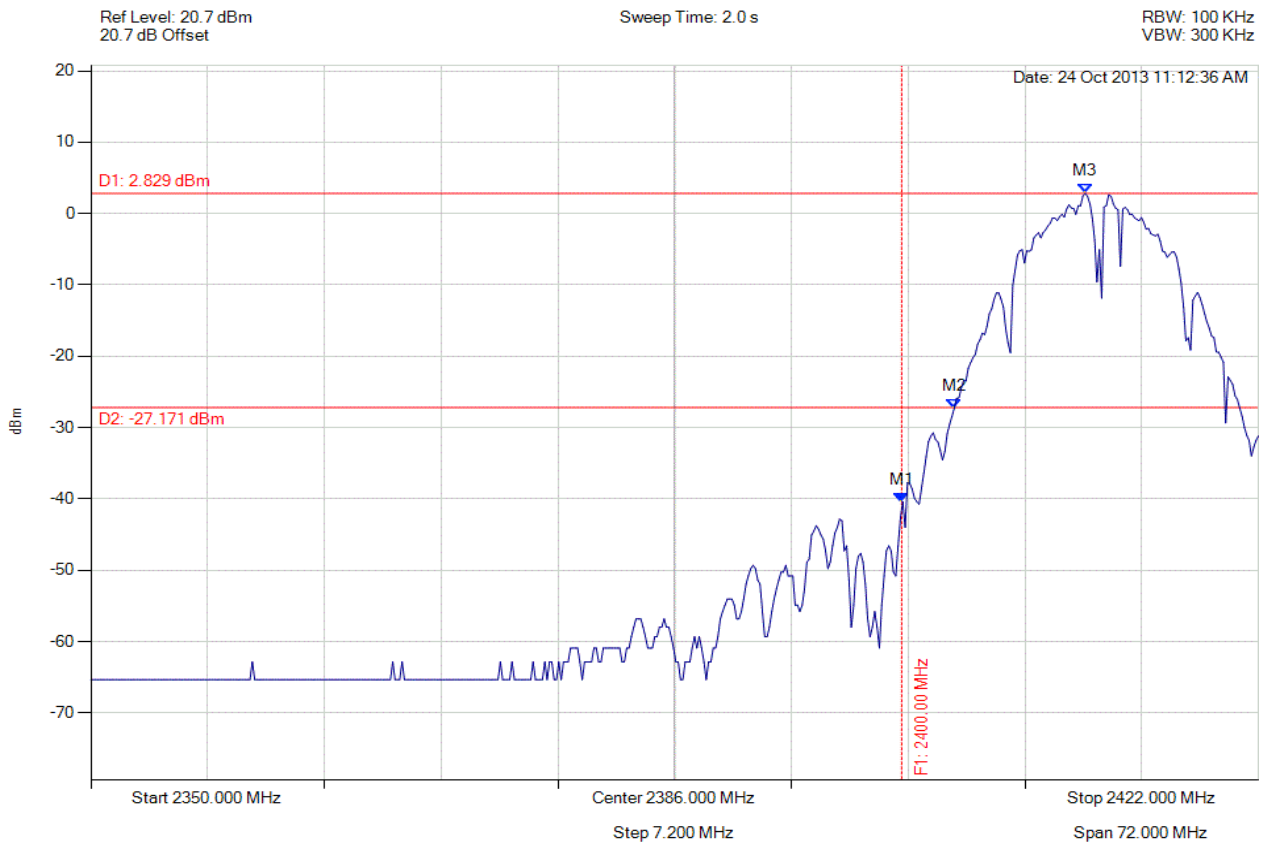
[Back to the Matrix](#)

This test report may be reproduced in full only. The document may only be updated by MiCOM Labs personnel. Any changes will be noted in the Document History section of the report.



**CONDUCTED LOW BAND-EDGE EMISSIONS - AVERAGE**

Variant: 802.11b, Channel: 2412.00 MHz, Chain a, Temp: Ambient, Voltage: 56 Vdc



| Analyser Setup   | Marker : Frequency : Amplitude  | Test Results                   |
|--|---|--------------------------------|
| Detector = AVERAGE<br>Sweep Count = 0<br>RF Atten (dB) = 10<br>Trace Mode = VIEW | M1 : 2400.000 MHz : -40.380 dBm<br>M2 : 2403.242 MHz : -27.297 dBm<br>M3 : 2411.323 MHz : 2.829 dBm | Channel Frequency: 2412.00 MHz |

[Back to the Matrix](#)

This test report may be reproduced in full only. The document may only be updated by MiCOM Labs personnel. Any changes will be noted in the Document History section of the report.

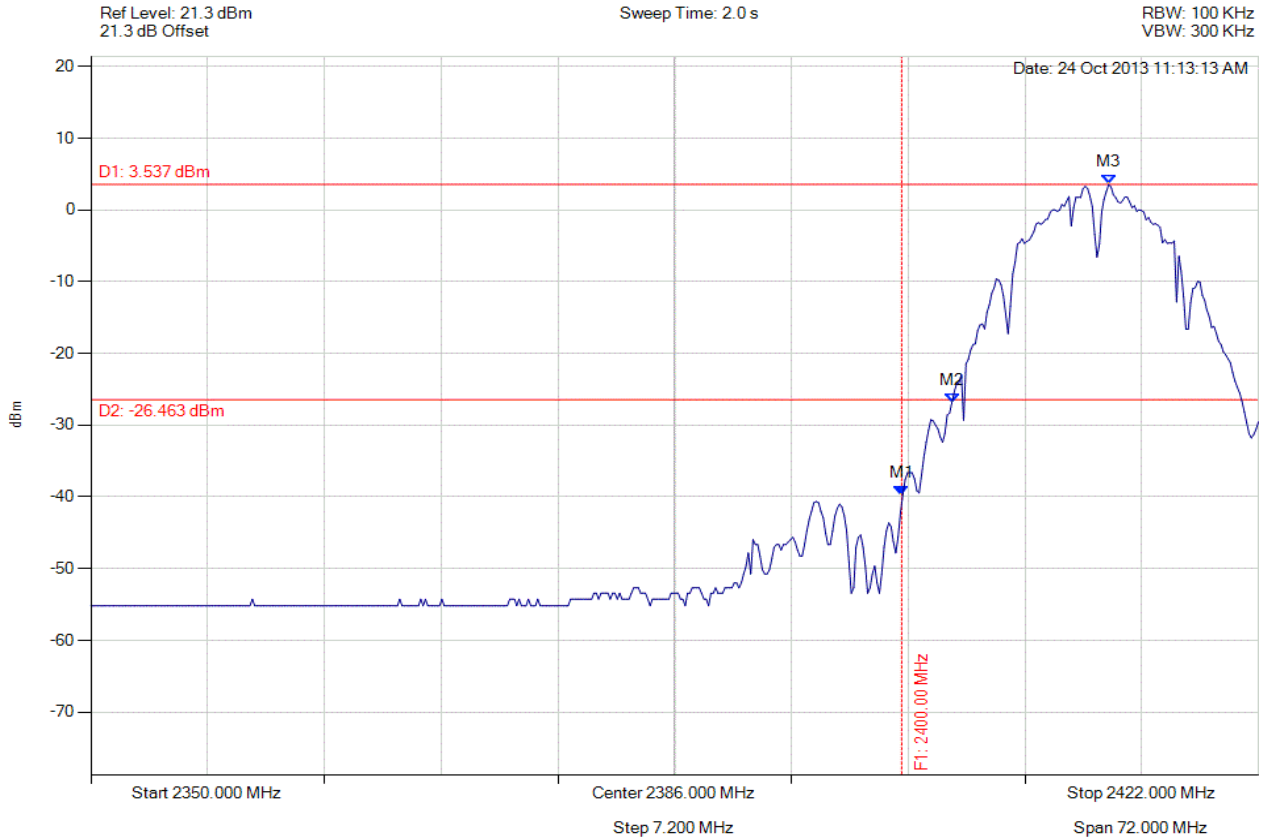


**Title:** Xirrus Inc. XI-AC1300, XI-AC867  
**To:** FCC 47 CFR Part 15.247 & IC RSS-210  
**Serial #:** XIRR04-U3 Rev A  
**Issue Date:** 29th April 2014  
**Page:** 281 of 572



### CONDUCTED LOW BAND-EDGE EMISSIONS - AVERAGE

Variant: 802.11b, Channel: 2412.00 MHz, Chain b, Temp: Ambient, Voltage: 56 Vdc



| Analyser Setup   | Marker : Frequency : Amplitude  | Test Results                   |
|--|---|--------------------------------|
| Detector = AVERAGE<br>Sweep Count = 0<br>RF Atten (dB) = 20<br>Trace Mode = VIEW | M1 : 2400.000 MHz : -39.780 dBm<br>M2 : 2403.098 MHz : -26.807 dBm<br>M3 : 2412.766 MHz : 3.537 dBm | Channel Frequency: 2412.00 MHz |

[Back to the Matrix](#)

This test report may be reproduced in full only. The document may only be updated by MiCOM Labs personnel. Any changes will be noted in the Document History section of the report.



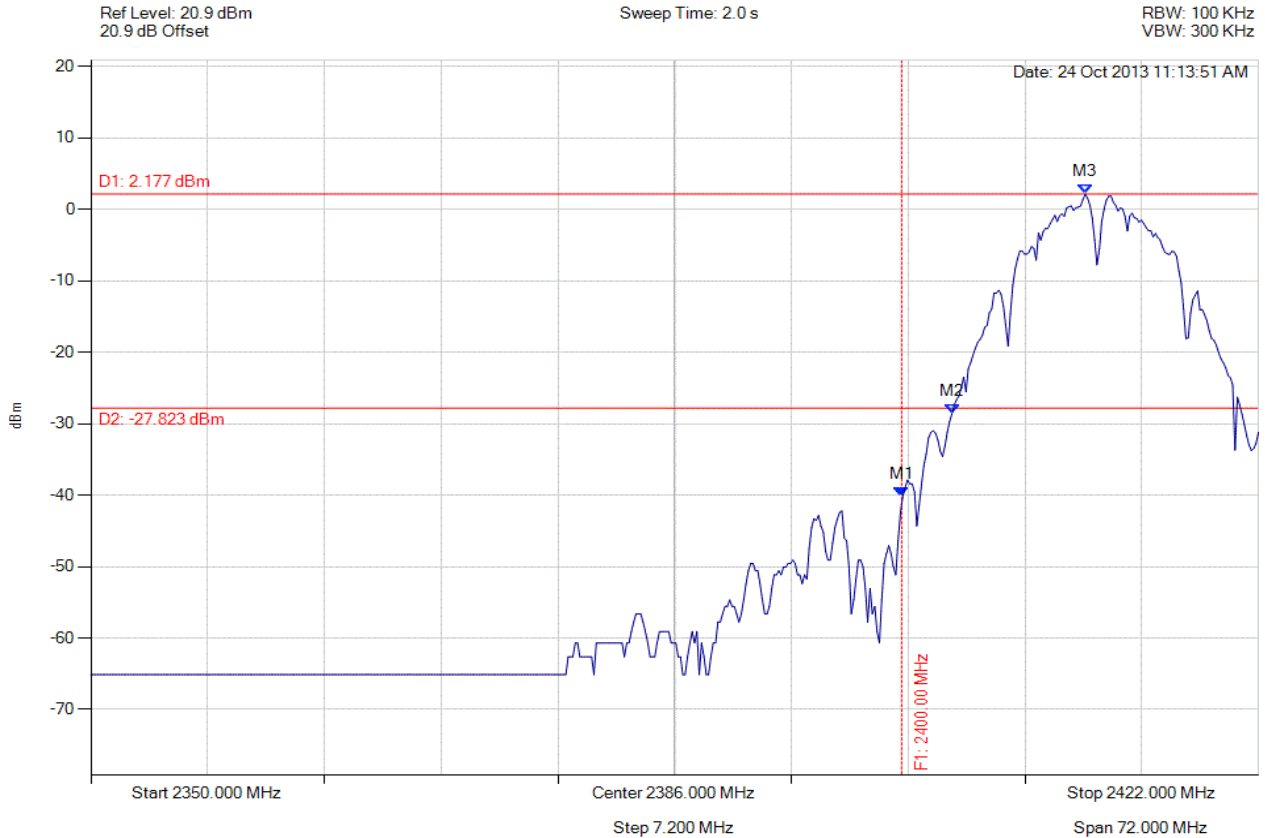


**Title:** Xirrus Inc. XI-AC1300, XI-AC867  
**To:** FCC 47 CFR Part 15.247 & IC RSS-210  
**Serial #:** XIRR04-U3 Rev A  
**Issue Date:** 29th April 2014  
**Page:** 282 of 572



### CONDUCTED LOW BAND-EDGE EMISSIONS - AVERAGE

Variant: 802.11b, Channel: 2412.00 MHz, Chain c, Temp: Ambient, Voltage: 56 Vdc



| Analyser Setup   | Marker : Frequency : Amplitude  | Test Results                   |
|--|---|--------------------------------|
| Detector = AVERAGE<br>Sweep Count = 0<br>RF Atten (dB) = 10<br>Trace Mode = VIEW | M1 : 2400.000 MHz : -40.180 dBm<br>M2 : 2403.098 MHz : -28.601 dBm<br>M3 : 2411.323 MHz : 2.177 dBm | Channel Frequency: 2412.00 MHz |

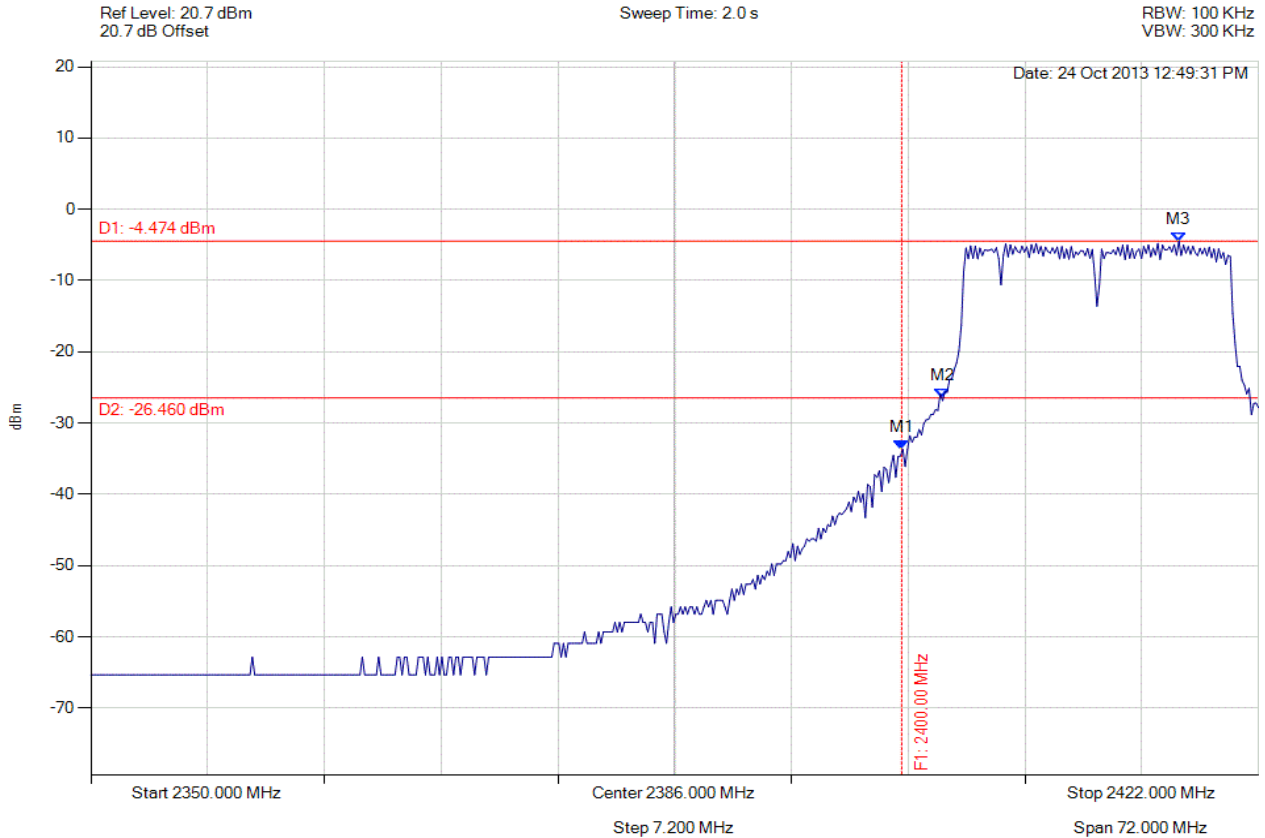
[Back to the Matrix](#)

This test report may be reproduced in full only. The document may only be updated by MiCOM Labs personnel. Any changes will be noted in the Document History section of the report.



**CONDUCTED LOW BAND-EDGE EMISSIONS - AVERAGE**

Variant: 802.11g, Channel: 2412.00 MHz, Chain a, Temp: Ambient, Voltage: 56 Vdc



| Analyser Setup   | Marker : Frequency : Amplitude   | Test Results                   |
|--|--|--------------------------------|
| Detector = AVERAGE<br>Sweep Count = 0<br>RF Atten (dB) = 10<br>Trace Mode = VIEW | M1 : 2400.000 MHz : -33.651 dBm<br>M2 : 2402.521 MHz : -26.460 dBm<br>M3 : 2417.094 MHz : -4.474 dBm | Channel Frequency: 2412.00 MHz |

[Back to the Matrix](#)

This test report may be reproduced in full only. The document may only be updated by MiCOM Labs personnel. Any changes will be noted in the Document History section of the report.

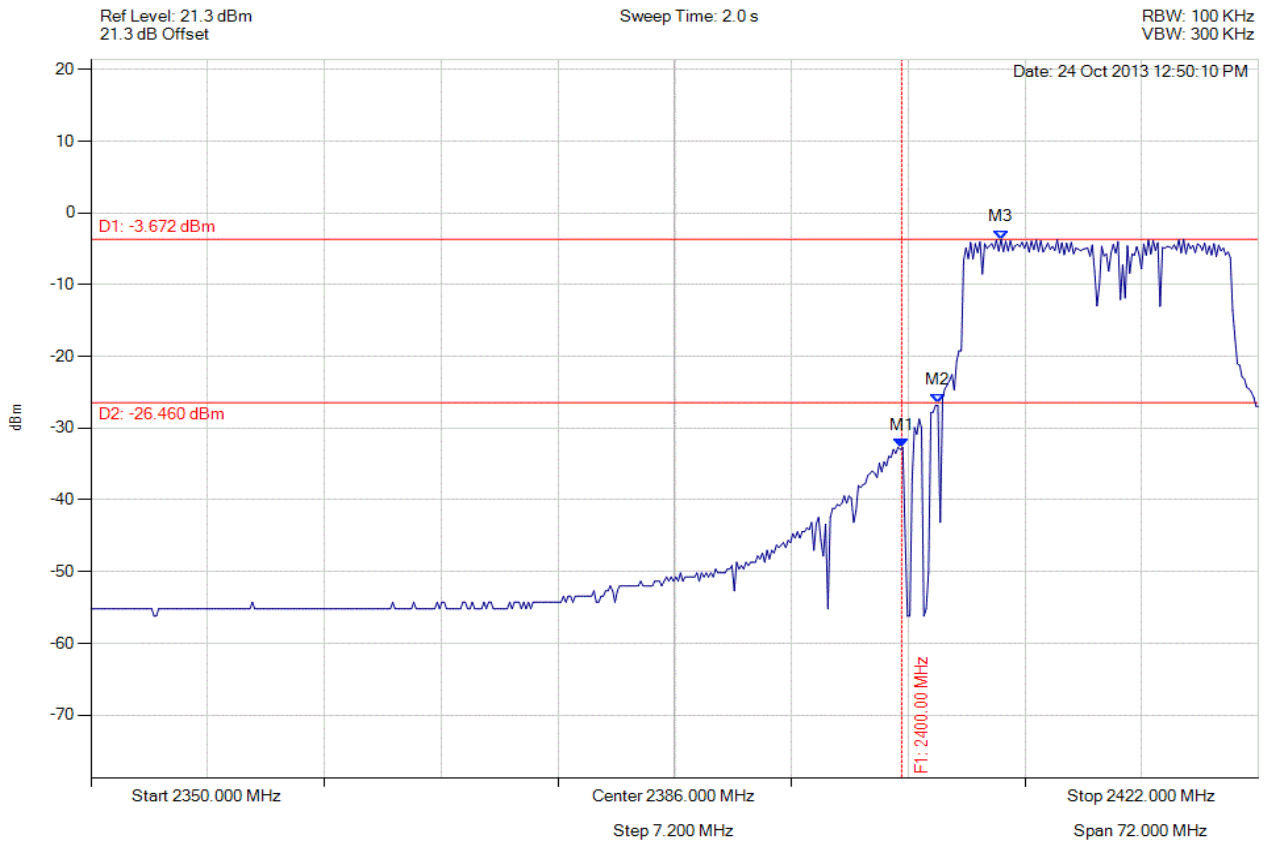


**Title:** Xirrus Inc. XI-AC1300, XI-AC867  
**To:** FCC 47 CFR Part 15.247 & IC RSS-210  
**Serial #:** XIRR04-U3 Rev A  
**Issue Date:** 29th April 2014  
**Page:** 284 of 572



### CONDUCTED LOW BAND-EDGE EMISSIONS - AVERAGE

Variant: 802.11g, Channel: 2412.00 MHz, Chain b, Temp: Ambient, Voltage: 56 Vdc



| Analyser Setup   | Marker : Frequency : Amplitude   | Test Results                   |
|--|--|--------------------------------|
| Detector = AVERAGE<br>Sweep Count = 0<br>RF Atten (dB) = 20<br>Trace Mode = VIEW | M1 : 2400.000 MHz : -32.682 dBm<br>M2 : 2402.232 MHz : -26.460 dBm<br>M3 : 2406.128 MHz : -3.672 dBm | Channel Frequency: 2412.00 MHz |

[Back to the Matrix](#)

This test report may be reproduced in full only. The document may only be updated by MiCOM Labs personnel. Any changes will be noted in the Document History section of the report.

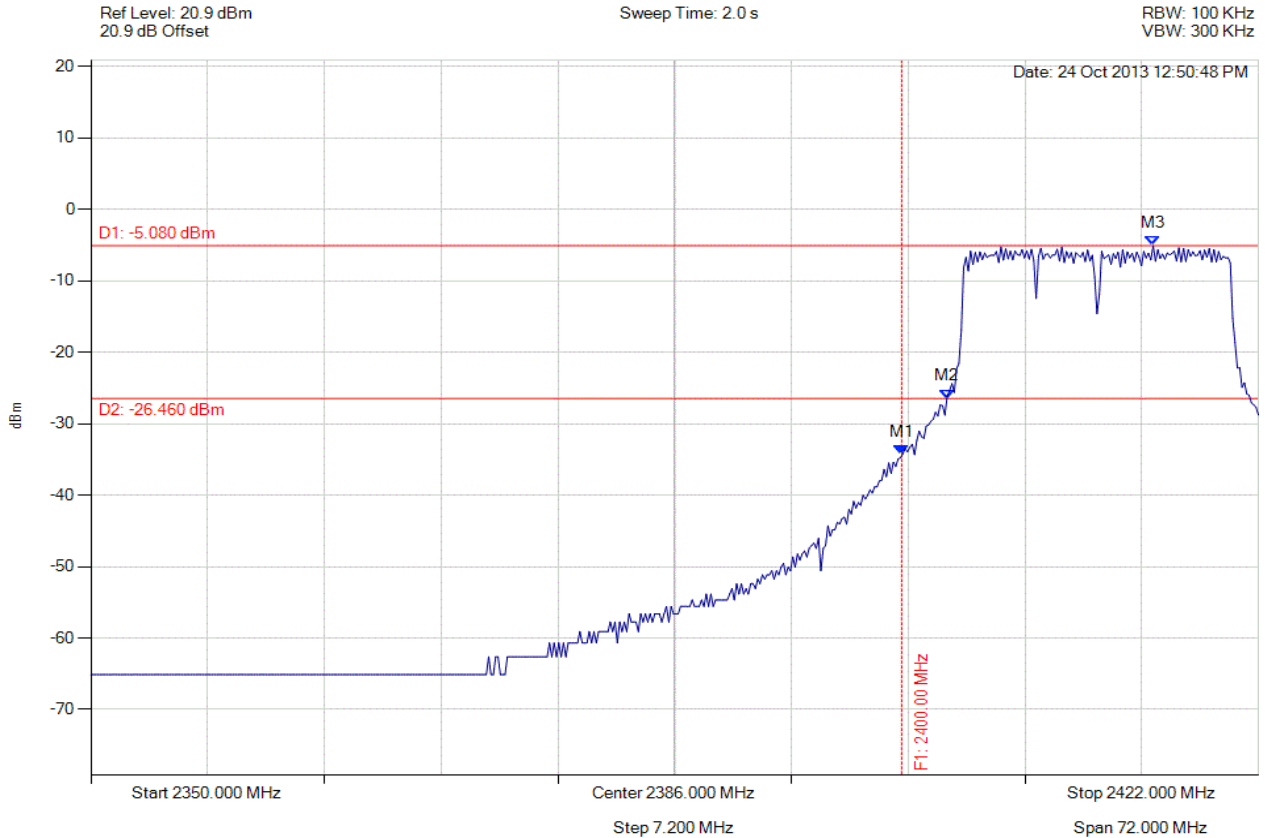


**Title:** Xirrus Inc. XI-AC1300, XI-AC867  
**To:** FCC 47 CFR Part 15.247 & IC RSS-210  
**Serial #:** XIRR04-U3 Rev A  
**Issue Date:** 29th April 2014  
**Page:** 285 of 572



### CONDUCTED LOW BAND-EDGE EMISSIONS - AVERAGE

Variant: 802.11g, Channel: 2412.00 MHz, Chain c, Temp: Ambient, Voltage: 56 Vdc



| Analyser Setup   | Marker : Frequency : Amplitude   | Test Results                   |
|--|--|--------------------------------|
| Detector = AVERAGE<br>Sweep Count = 0<br>RF Atten (dB) = 10<br>Trace Mode = VIEW | M1 : 2400.000 MHz : -34.242 dBm<br>M2 : 2402.810 MHz : -26.460 dBm<br>M3 : 2415.507 MHz : -5.080 dBm | Channel Frequency: 2412.00 MHz |

[Back to the Matrix](#)

This test report may be reproduced in full only. The document may only be updated by MiCOM Labs personnel. Any changes will be noted in the Document History section of the report.

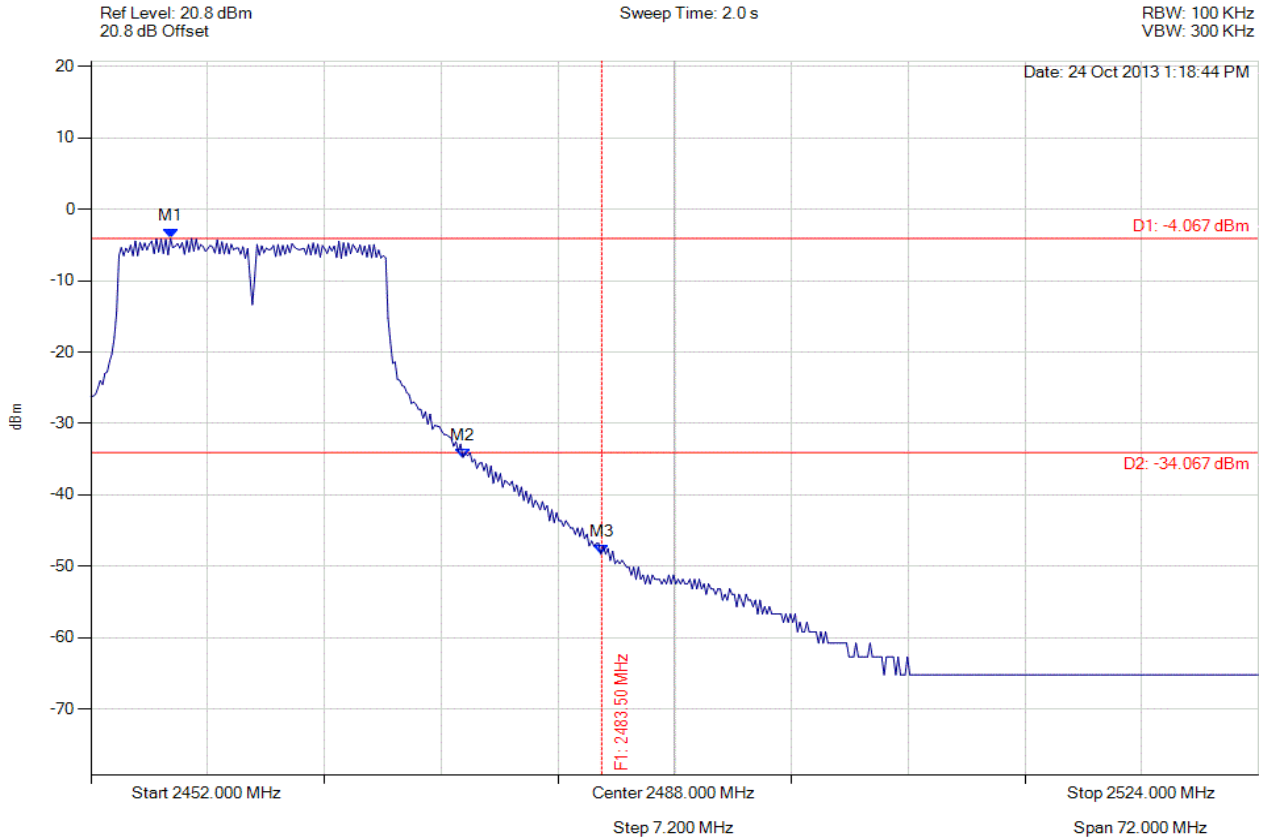


**Title:** Xirrus Inc. XI-AC1300, XI-AC867  
**To:** FCC 47 CFR Part 15.247 & IC RSS-210  
**Serial #:** XIRR04-U3 Rev A  
**Issue Date:** 29th April 2014  
**Page:** 286 of 572



### CONDUCTED HIGH BAND-EDGE EMISSIONS - AVERAGE

Variant: 802.11g, Channel: 2462.00 MHz, Chain a, Temp: Ambient, Voltage: 56 Vdc



| Analyser Setup   | Marker : Frequency : Amplitude   | Test Results                   |
|--|--|--------------------------------|
| Detector = AVERAGE<br>Sweep Count = 0<br>RF Atten (dB) = 10<br>Trace Mode = VIEW | M1 : 2456.906 MHz : -4.067 dBm<br>M2 : 2474.942 MHz : -34.765 dBm<br>M3 : 2483.500 MHz : -48.321 dBm | Channel Frequency: 2462.00 MHz |

[Back to the Matrix](#)

This test report may be reproduced in full only. The document may only be updated by MiCOM Labs personnel. Any changes will be noted in the Document History section of the report.

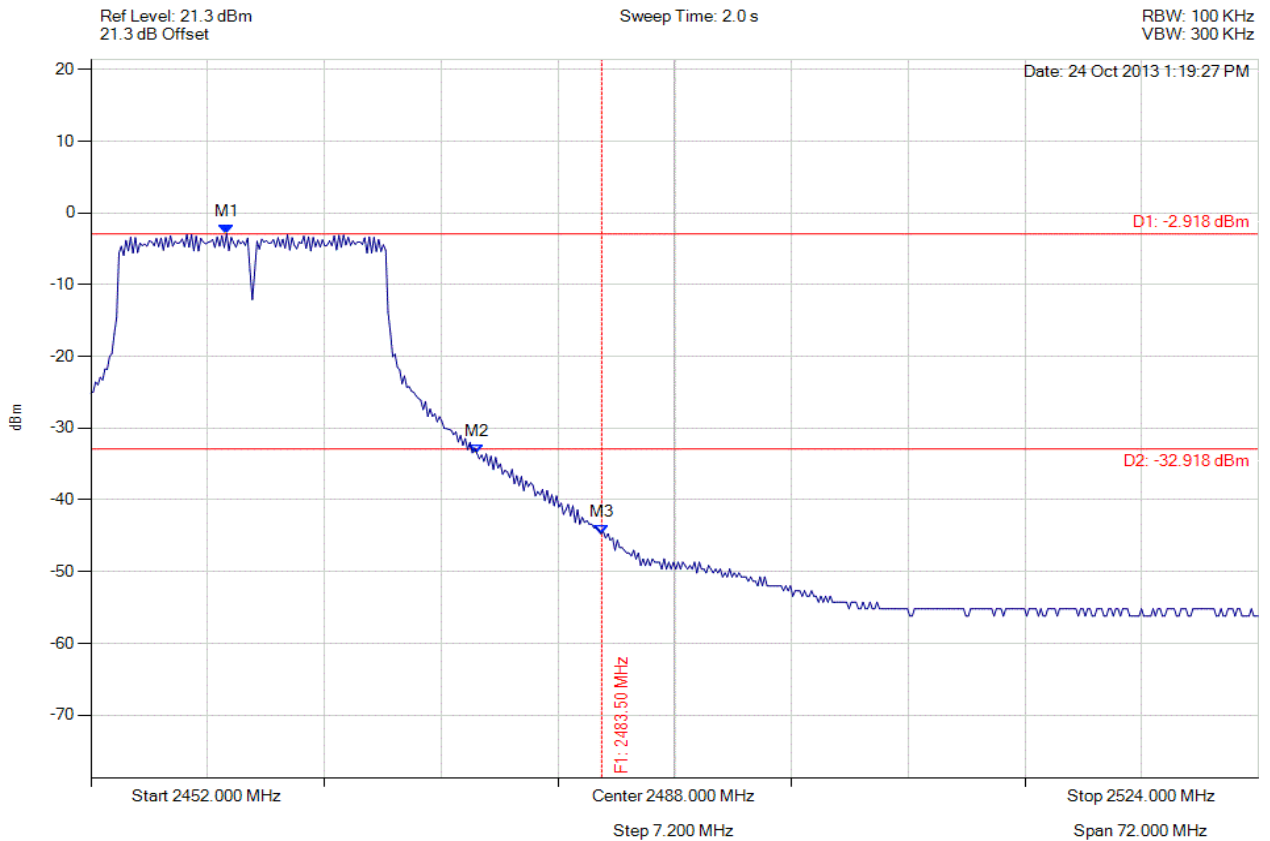


**Title:** Xirrus Inc. XI-AC1300, XI-AC867  
**To:** FCC 47 CFR Part 15.247 & IC RSS-210  
**Serial #:** XIRR04-U3 Rev A  
**Issue Date:** 29th April 2014  
**Page:** 287 of 572



### CONDUCTED HIGH BAND-EDGE EMISSIONS - AVERAGE

Variant: 802.11g, Channel: 2462.00 MHz, Chain b, Temp: Ambient, Voltage: 56 Vdc



| Analyser Setup   | Marker : Frequency : Amplitude   | Test Results                   |
|--|--|--------------------------------|
| Detector = AVERAGE<br>Sweep Count = 0<br>RF Atten (dB) = 20<br>Trace Mode = VIEW | M1 : 2460.369 MHz : -2.918 dBm<br>M2 : 2475.808 MHz : -33.517 dBm<br>M3 : 2483.500 MHz : -44.723 dBm | Channel Frequency: 2462.00 MHz |

[Back to the Matrix](#)

This test report may be reproduced in full only. The document may only be updated by MiCOM Labs personnel. Any changes will be noted in the Document History section of the report.

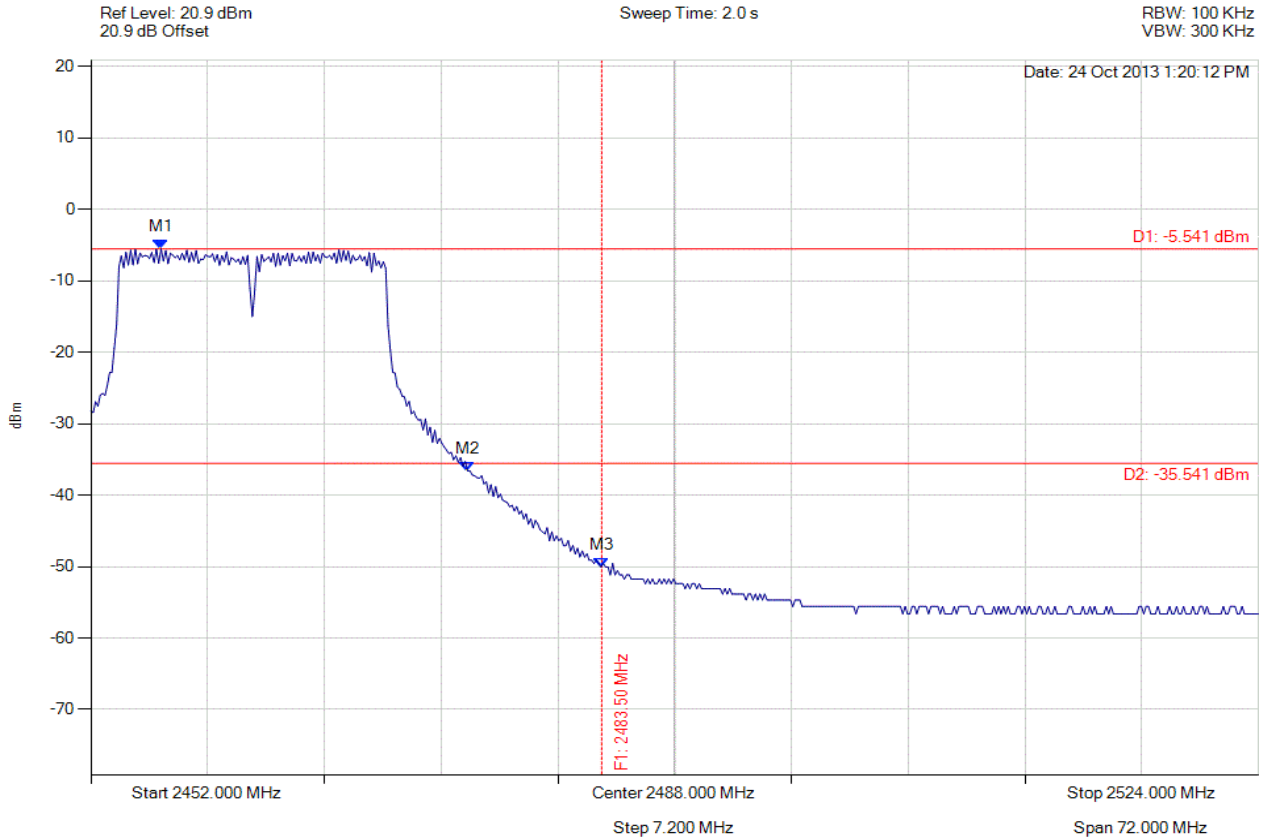


**Title:** Xirrus Inc. XI-AC1300, XI-AC867  
**To:** FCC 47 CFR Part 15.247 & IC RSS-210  
**Serial #:** XIRR04-U3 Rev A  
**Issue Date:** 29th April 2014  
**Page:** 288 of 572



### CONDUCTED HIGH BAND-EDGE EMISSIONS - AVERAGE

Variant: 802.11g, Channel: 2462.00 MHz, Chain c, Temp: Ambient, Voltage: 56 Vdc



| Analyser Setup   | Marker : Frequency : Amplitude   | Test Results                   |
|--|--|--------------------------------|
| Detector = AVERAGE<br>Sweep Count = 0<br>RF Atten (dB) = 20<br>Trace Mode = VIEW | M1 : 2456.329 MHz : -5.541 dBm<br>M2 : 2475.230 MHz : -36.604 dBm<br>M3 : 2483.500 MHz : -50.056 dBm | Channel Frequency: 2462.00 MHz |

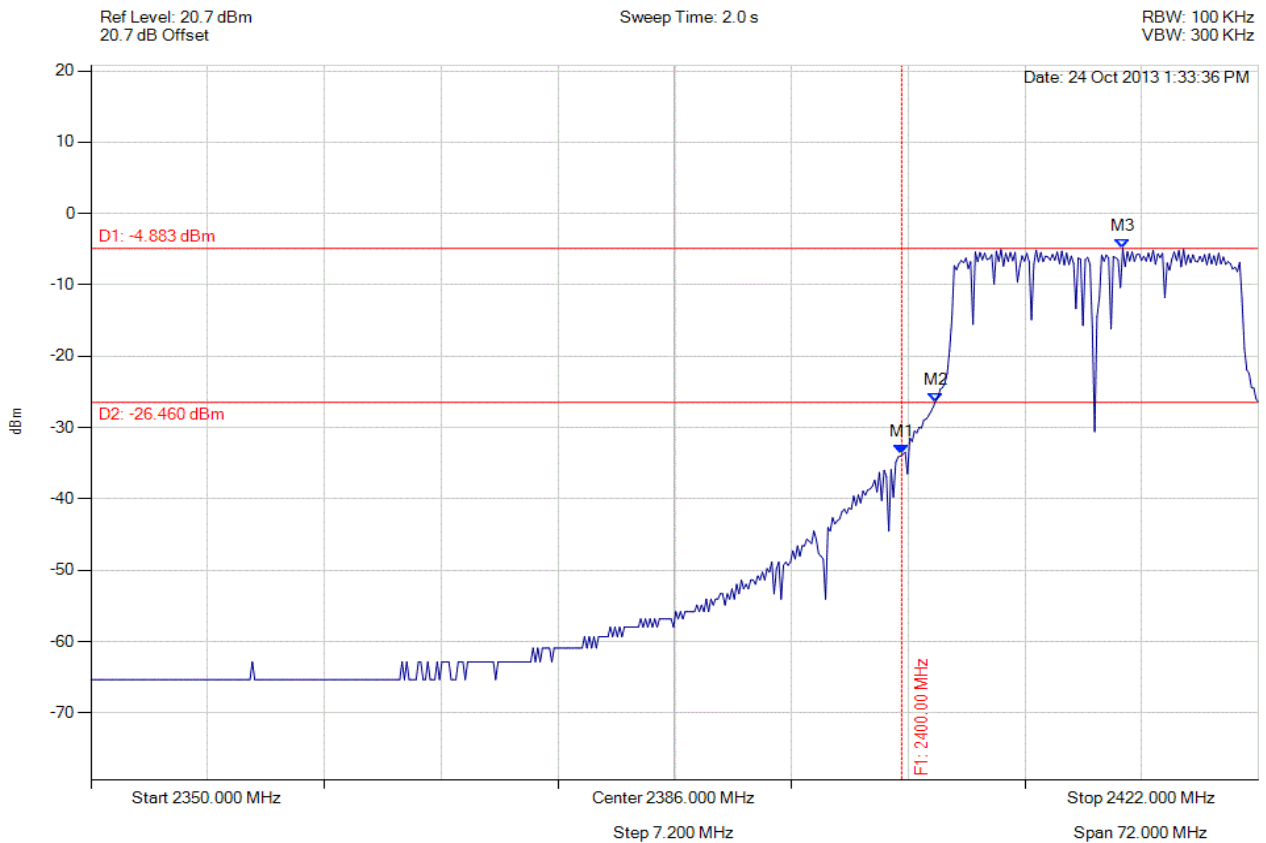
[Back to the Matrix](#)

This test report may be reproduced in full only. The document may only be updated by MiCOM Labs personnel. Any changes will be noted in the Document History section of the report.



**CONDUCTED LOW BAND-EDGE EMISSIONS - AVERAGE**

Variant: 802.11n HT-20, Channel: 2412.00 MHz, Chain a, Temp: Ambient, Voltage: 56 Vdc



| Analyser Setup   | Marker : Frequency : Amplitude   | Test Results                   |
|--|--|--------------------------------|
| Detector = AVERAGE<br>Sweep Count = 0<br>RF Atten (dB) = 10<br>Trace Mode = VIEW | M1 : 2400.000 MHz : -33.727 dBm<br>M2 : 2402.088 MHz : -26.460 dBm<br>M3 : 2413.631 MHz : -4.883 dBm | Channel Frequency: 2412.00 MHz |

[Back to the Matrix](#)

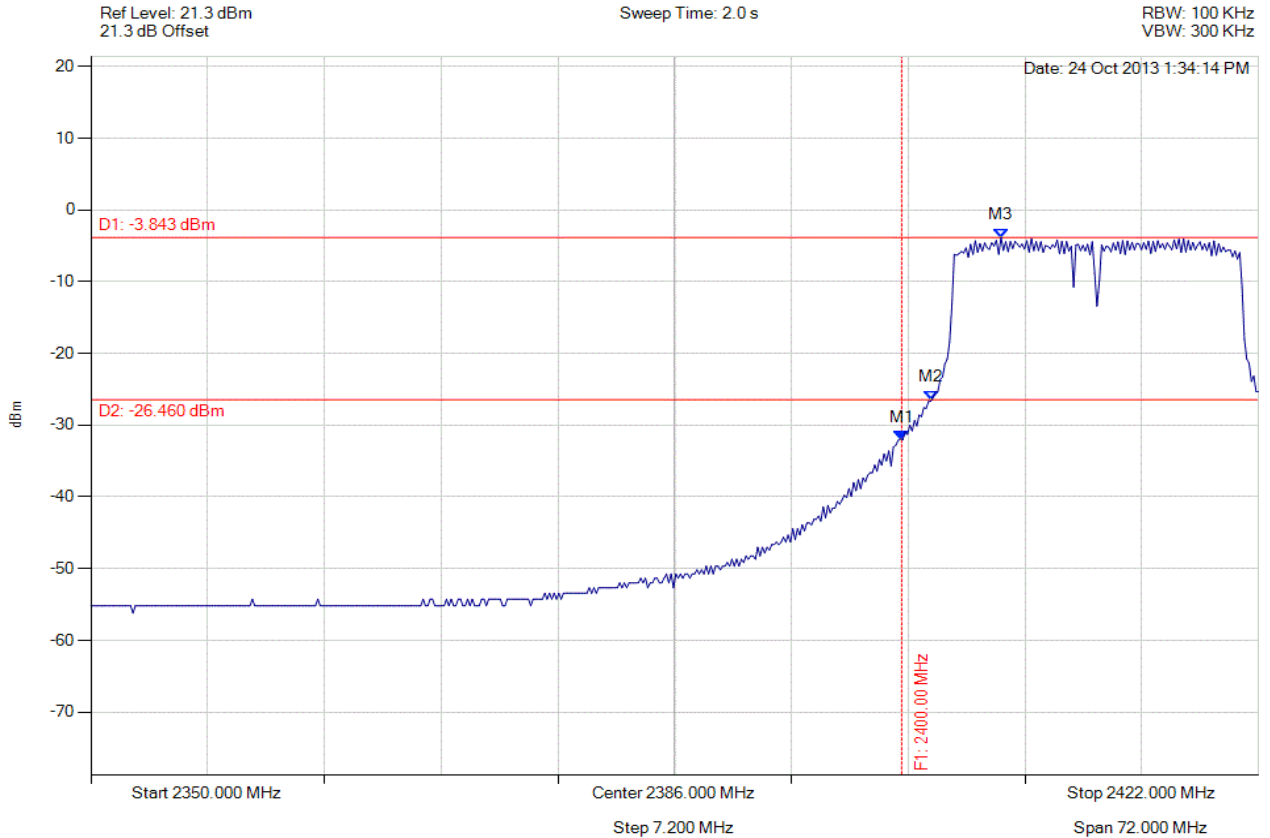
This test report may be reproduced in full only. The document may only be updated by MiCOM Labs personnel. Any changes will be noted in the Document History section of the report.





**CONDUCTED LOW BAND-EDGE EMISSIONS - AVERAGE**

Variant: 802.11n HT-20, Channel: 2412.00 MHz, Chain b, Temp: Ambient, Voltage: 56 Vdc



| Analyser Setup   | Marker : Frequency : Amplitude   | Test Results                   |
|--|--|--------------------------------|
| Detector = AVERAGE<br>Sweep Count = 0<br>RF Atten (dB) = 20<br>Trace Mode = VIEW | M1 : 2400.000 MHz : -32.054 dBm<br>M2 : 2401.800 MHz : -26.460 dBm<br>M3 : 2406.128 MHz : -3.843 dBm | Channel Frequency: 2412.00 MHz |

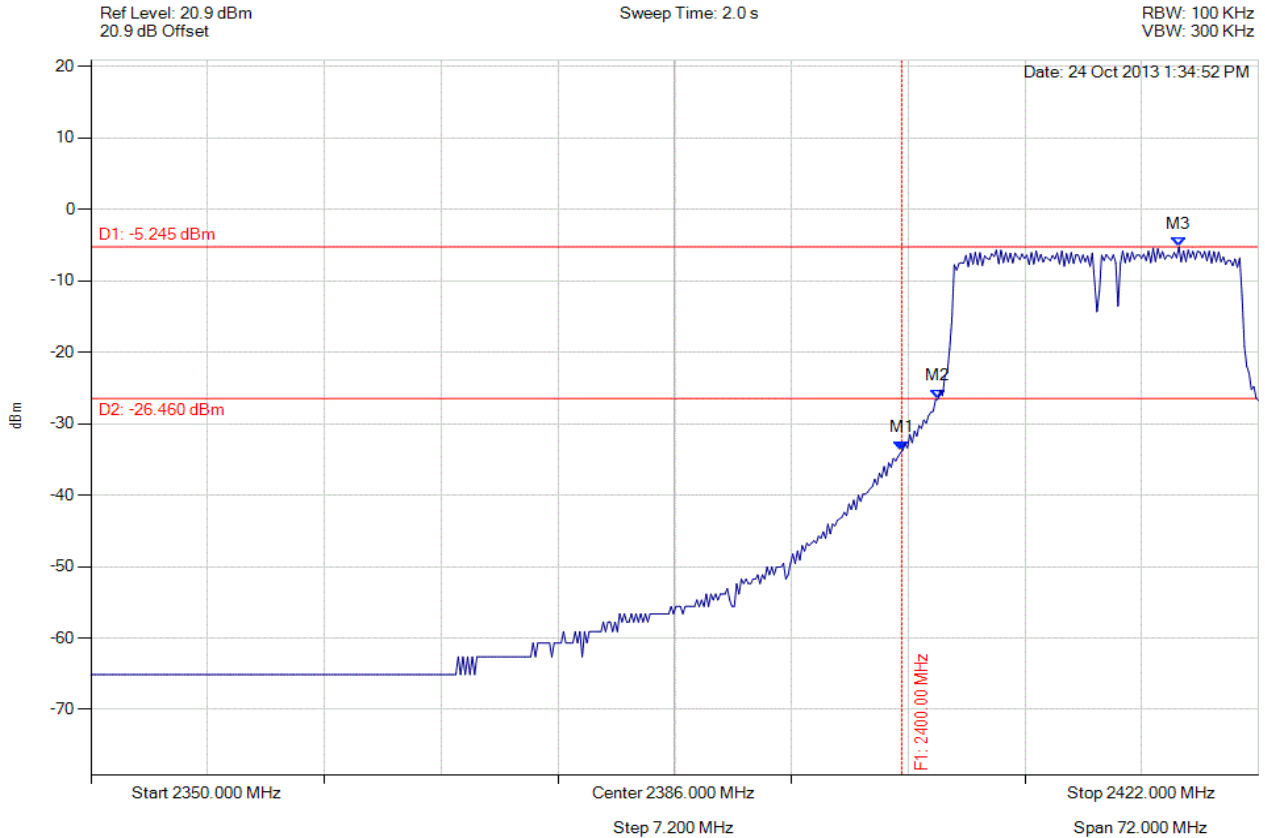
[Back to the Matrix](#)

This test report may be reproduced in full only. The document may only be updated by MiCOM Labs personnel. Any changes will be noted in the Document History section of the report.



**CONDUCTED LOW BAND-EDGE EMISSIONS - AVERAGE**

Variant: 802.11n HT-20, Channel: 2412.00 MHz, Chain c, Temp: Ambient, Voltage: 56 Vdc



| Analyser Setup   | Marker : Frequency : Amplitude   | Test Results                   |
|--|--|--------------------------------|
| Detector = AVERAGE<br>Sweep Count = 0<br>RF Atten (dB) = 10<br>Trace Mode = VIEW | M1 : 2400.000 MHz : -33.681 dBm<br>M2 : 2402.232 MHz : -26.460 dBm<br>M3 : 2417.094 MHz : -5.245 dBm | Channel Frequency: 2412.00 MHz |

[Back to the Matrix](#)

This test report may be reproduced in full only. The document may only be updated by MiCOM Labs personnel. Any changes will be noted in the Document History section of the report.

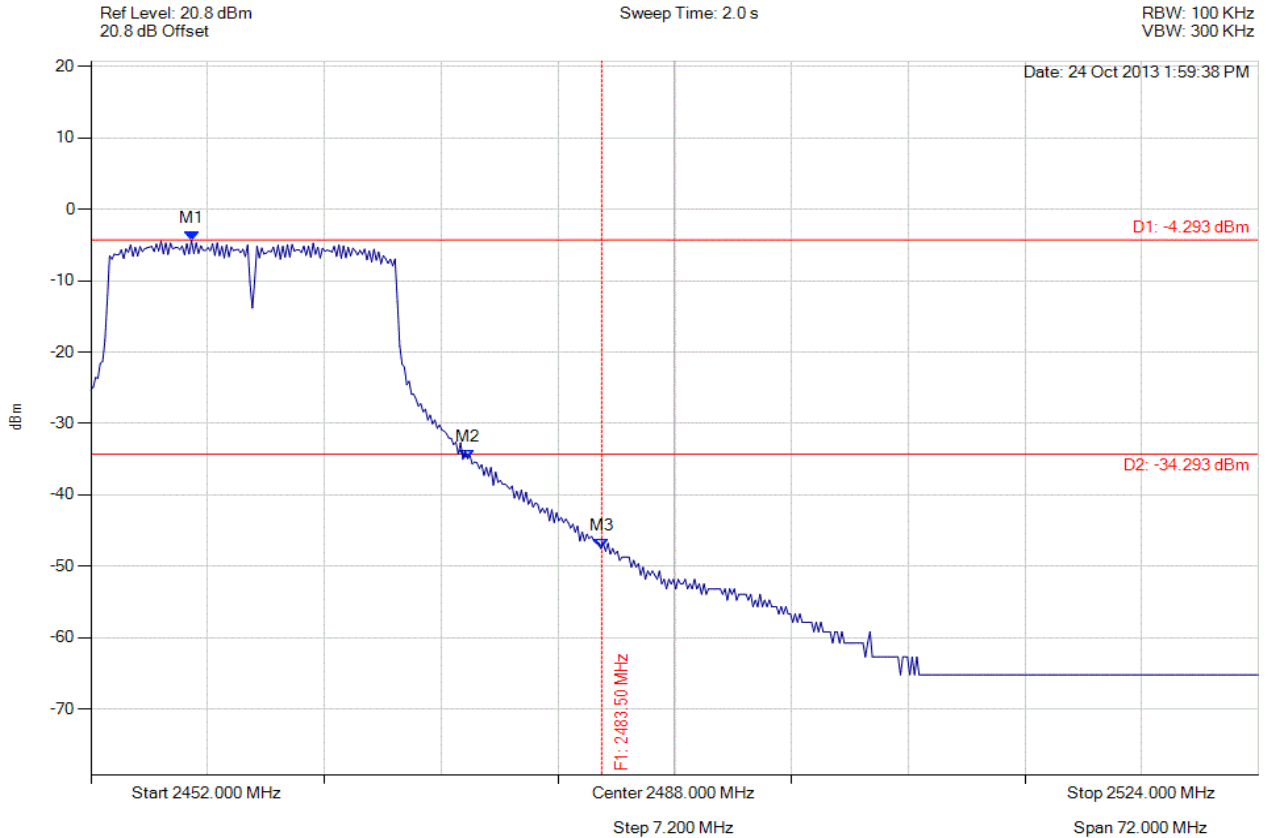


**Title:** Xirrus Inc. XI-AC1300, XI-AC867  
**To:** FCC 47 CFR Part 15.247 & IC RSS-210  
**Serial #:** XIRR04-U3 Rev A  
**Issue Date:** 29th April 2014  
**Page:** 292 of 572



### CONDUCTED HIGH BAND-EDGE EMISSIONS - AVERAGE

Variation: 802.11n HT-20, Channel: 2462.00 MHz, Chain a, Temp: Ambient, Voltage: 56 Vdc



| Analyser Setup   | Marker : Frequency : Amplitude   | Test Results                   |
|--|--|--------------------------------|
| Detector = AVERAGE<br>Sweep Count = 0<br>RF Atten (dB) = 10<br>Trace Mode = VIEW | M1 : 2458.204 MHz : -4.293 dBm<br>M2 : 2475.230 MHz : -34.941 dBm<br>M3 : 2483.500 MHz : -47.531 dBm | Channel Frequency: 2462.00 MHz |

[Back to the Matrix](#)

This test report may be reproduced in full only. The document may only be updated by MiCOM Labs personnel. Any changes will be noted in the Document History section of the report.

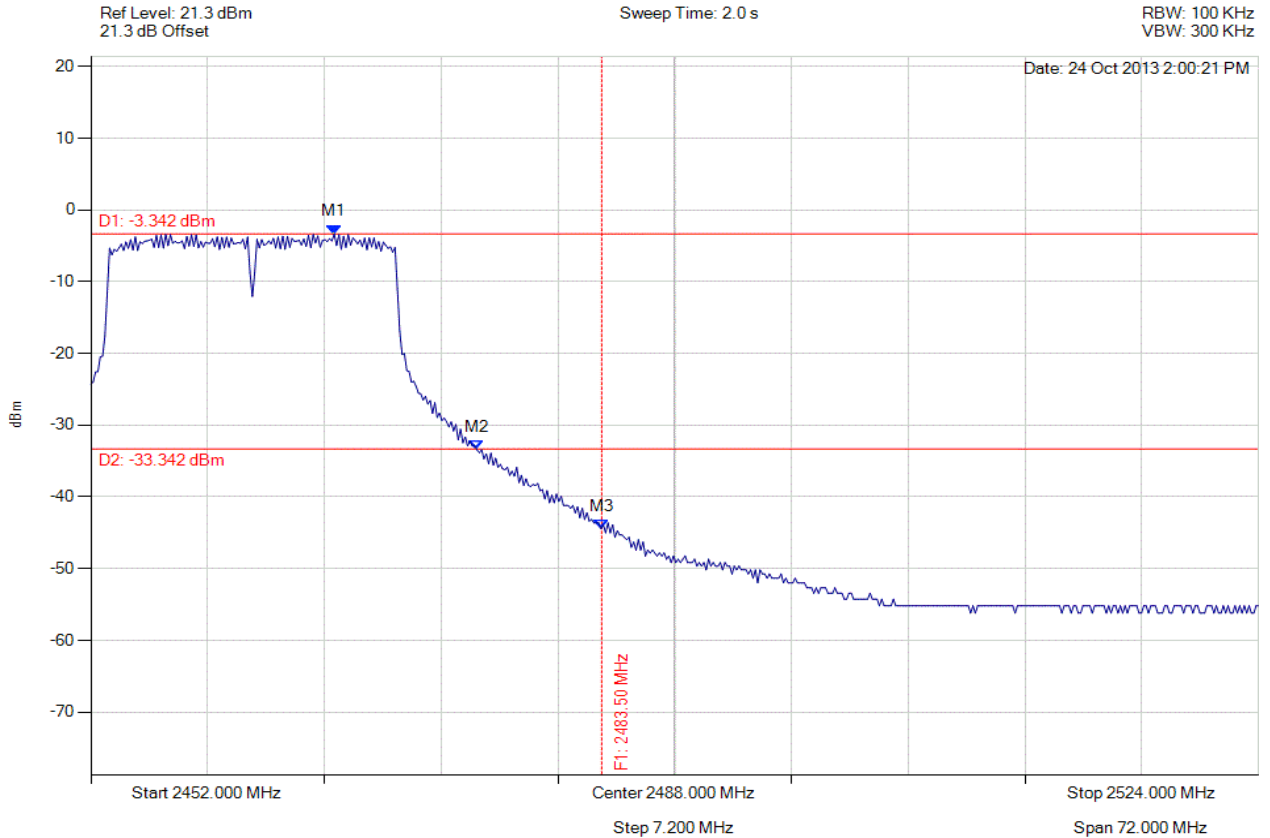


**Title:** Xirrus Inc. XI-AC1300, XI-AC867  
**To:** FCC 47 CFR Part 15.247 & IC RSS-210  
**Serial #:** XIRR04-U3 Rev A  
**Issue Date:** 29th April 2014  
**Page:** 293 of 572



### CONDUCTED HIGH BAND-EDGE EMISSIONS - AVERAGE

Variation: 802.11n HT-20, Channel: 2462.00 MHz, Chain b, Temp: Ambient, Voltage: 56 Vdc



| Analyser Setup   | Marker : Frequency : Amplitude   | Test Results                   |
|--|--|--------------------------------|
| Detector = AVERAGE<br>Sweep Count = 0<br>RF Atten (dB) = 20<br>Trace Mode = VIEW | M1 : 2467.006 MHz : -3.342 dBm<br>M2 : 2475.808 MHz : -33.437 dBm<br>M3 : 2483.500 MHz : -44.438 dBm | Channel Frequency: 2462.00 MHz |

[Back to the Matrix](#)

This test report may be reproduced in full only. The document may only be updated by MiCOM Labs personnel. Any changes will be noted in the Document History section of the report.

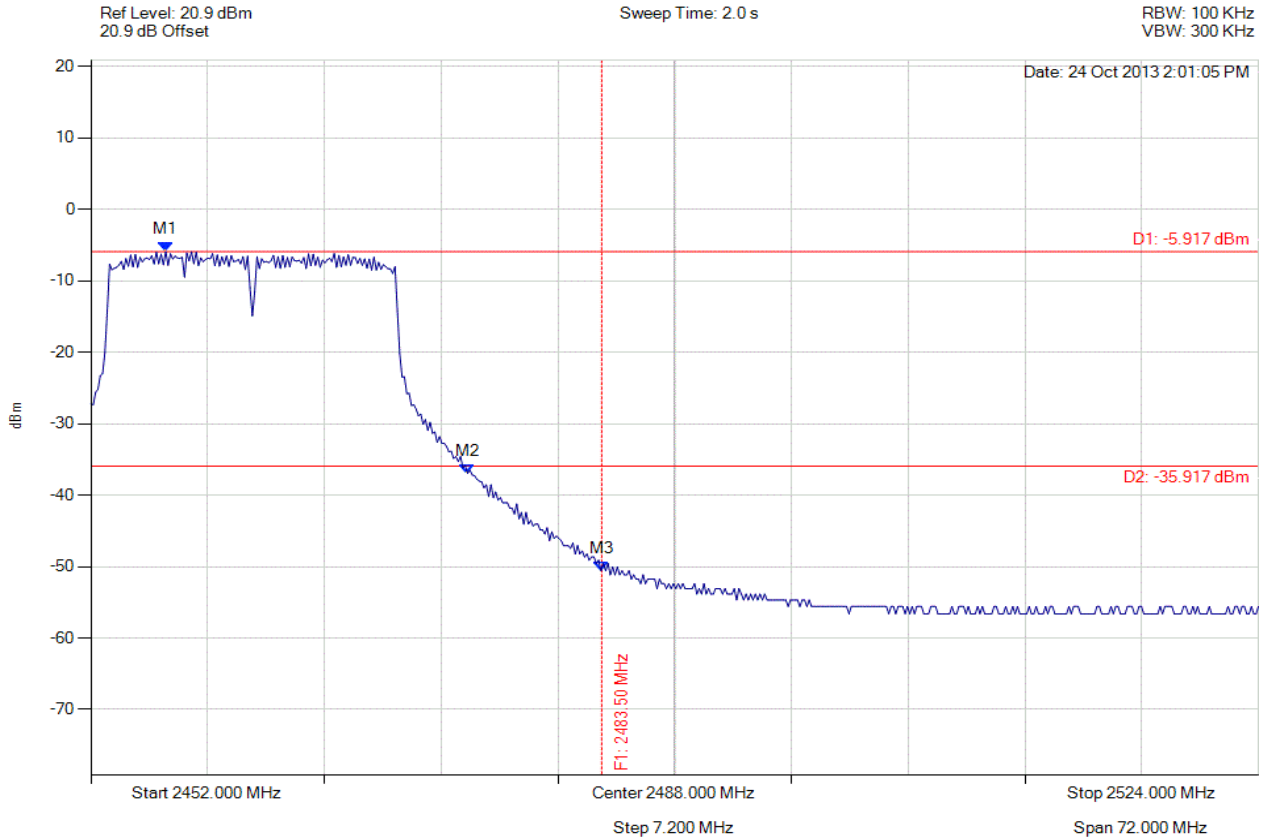


**Title:** Xirrus Inc. XI-AC1300, XI-AC867  
**To:** FCC 47 CFR Part 15.247 & IC RSS-210  
**Serial #:** XIRR04-U3 Rev A  
**Issue Date:** 29th April 2014  
**Page:** 294 of 572



### CONDUCTED HIGH BAND-EDGE EMISSIONS - AVERAGE

Variant: 802.11n HT-20, Channel: 2462.00 MHz, Chain c, Temp: Ambient, Voltage: 56 Vdc



| Analyser Setup   | Marker : Frequency : Amplitude   | Test Results                   |
|--|--|--------------------------------|
| Detector = AVERAGE<br>Sweep Count = 0<br>RF Atten (dB) = 20<br>Trace Mode = VIEW | M1 : 2456.617 MHz : -5.917 dBm<br>M2 : 2475.230 MHz : -36.936 dBm<br>M3 : 2483.500 MHz : -50.583 dBm | Channel Frequency: 2462.00 MHz |

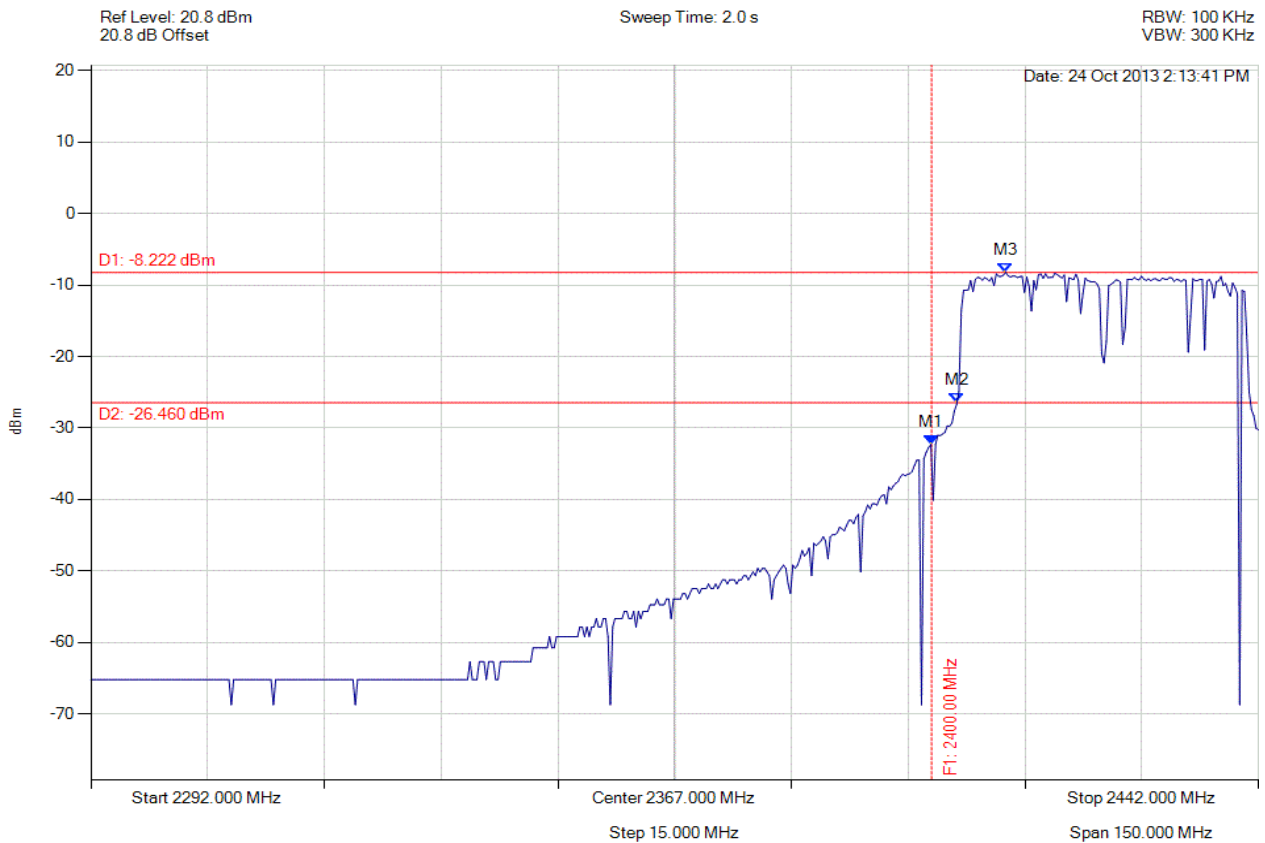
[Back to the Matrix](#)

This test report may be reproduced in full only. The document may only be updated by MiCOM Labs personnel. Any changes will be noted in the Document History section of the report.



**CONDUCTED LOW BAND-EDGE EMISSIONS - AVERAGE**

Variant: 802.11n HT-40, Channel: 2422.00 MHz, Chain a, Temp: Ambient, Voltage: 56 Vdc



| Analyser Setup   | Marker : Frequency : Amplitude   | Test Results                   |
|--|--|--------------------------------|
| Detector = AVERAGE<br>Sweep Count = 0<br>RF Atten (dB) = 10<br>Trace Mode = VIEW | M1 : 2400.000 MHz : -32.288 dBm<br>M2 : 2403.222 MHz : -26.460 dBm<br>M3 : 2409.535 MHz : -8.222 dBm | Channel Frequency: 2422.00 MHz |

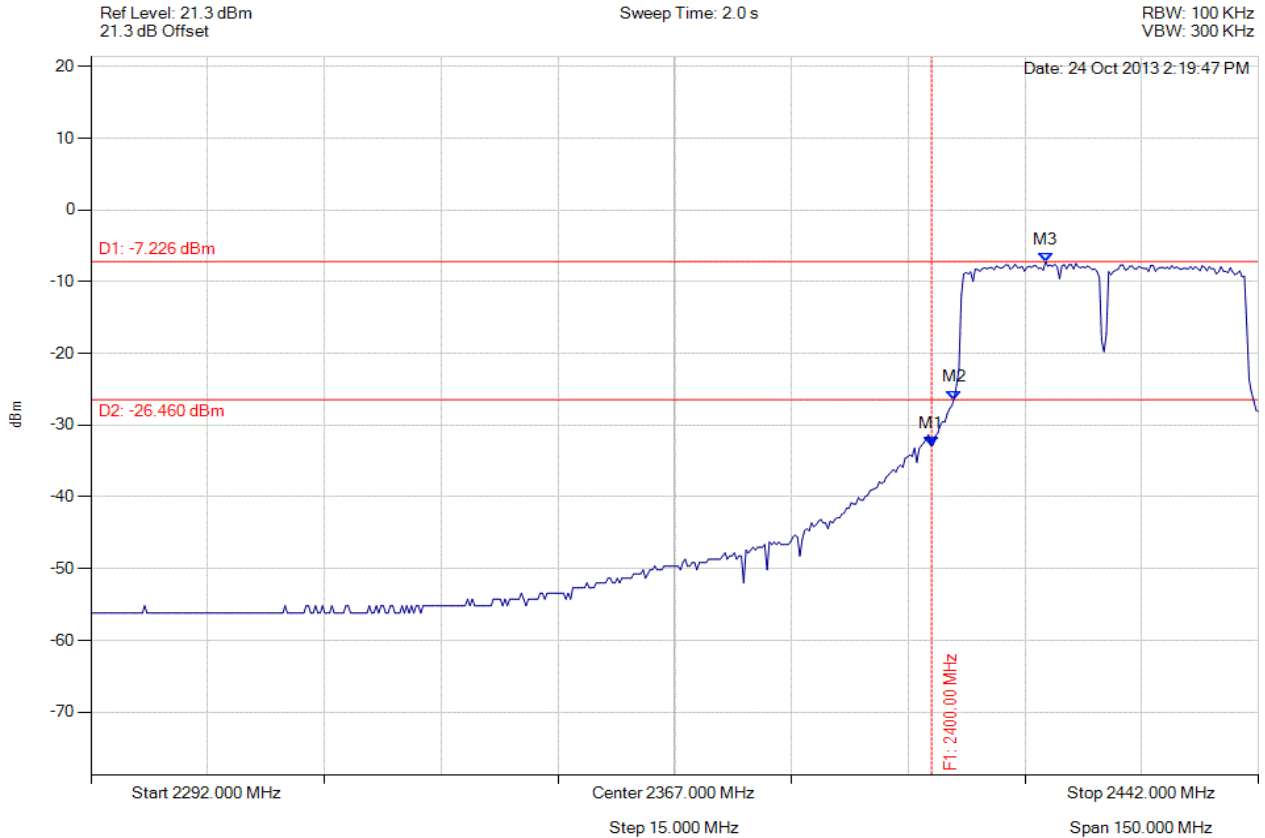
[Back to the Matrix](#)

This test report may be reproduced in full only. The document may only be updated by MiCOM Labs personnel. Any changes will be noted in the Document History section of the report.



**CONDUCTED LOW BAND-EDGE EMISSIONS - AVERAGE**

Variant: 802.11n HT-40, Channel: 2422.00 MHz, Chain b, Temp: Ambient, Voltage: 56 Vdc



| Analyser Setup   | Marker : Frequency : Amplitude   | Test Results                   |
|--|--|--------------------------------|
| Detector = AVERAGE<br>Sweep Count = 0<br>RF Atten (dB) = 20<br>Trace Mode = VIEW | M1 : 2400.000 MHz : -32.902 dBm<br>M2 : 2402.922 MHz : -26.460 dBm<br>M3 : 2414.645 MHz : -7.226 dBm | Channel Frequency: 2422.00 MHz |

[Back to the Matrix](#)

This test report may be reproduced in full only. The document may only be updated by MiCOM Labs personnel. Any changes will be noted in the Document History section of the report.

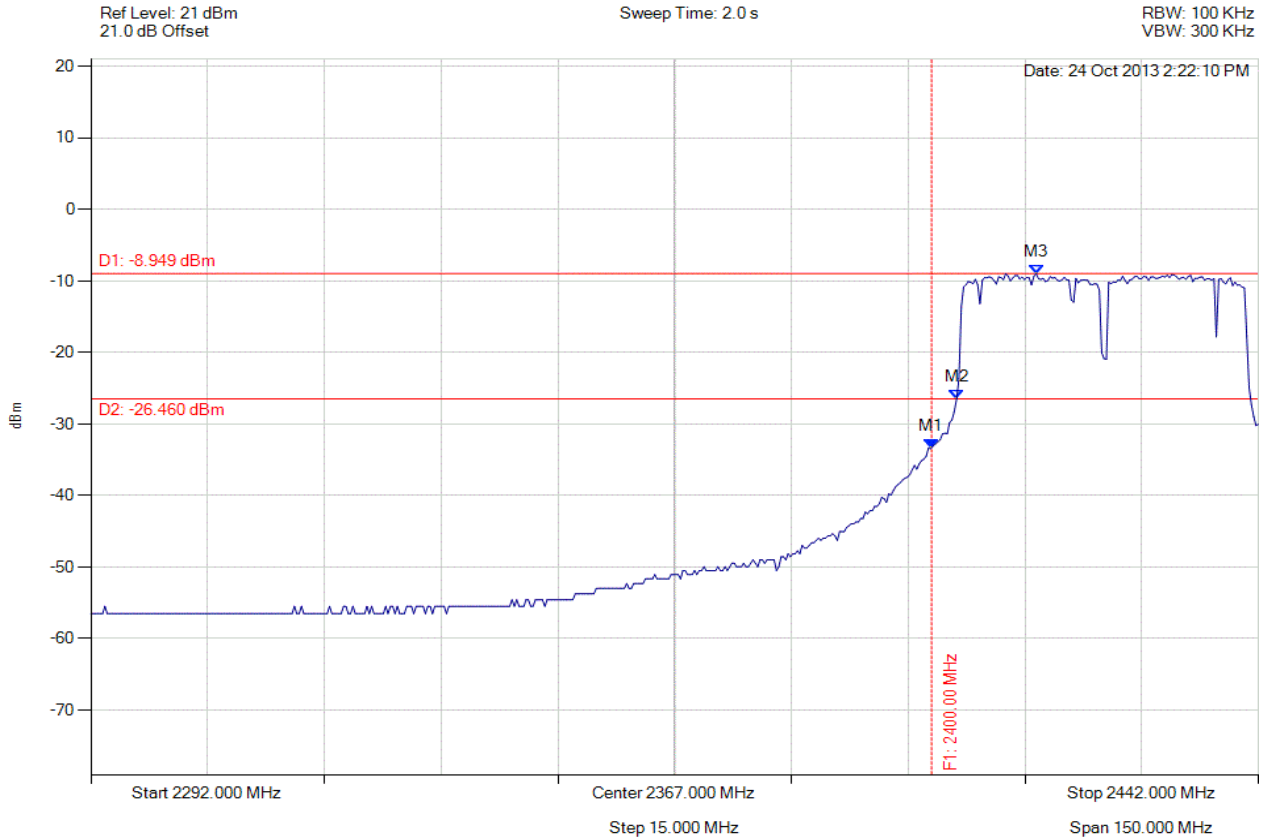


**Title:** Xirrus Inc. XI-AC1300, XI-AC867  
**To:** FCC 47 CFR Part 15.247 & IC RSS-210  
**Serial #:** XIRR04-U3 Rev A  
**Issue Date:** 29th April 2014  
**Page:** 297 of 572



### CONDUCTED LOW BAND-EDGE EMISSIONS - AVERAGE

Variant: 802.11n HT-40, Channel: 2422.00 MHz, Chain c, Temp: Ambient, Voltage: 56 Vdc



| Analyser Setup   | Marker : Frequency : Amplitude   | Test Results                   |
|--|--|--------------------------------|
| Detector = AVERAGE<br>Sweep Count = 0<br>RF Atten (dB) = 20<br>Trace Mode = VIEW | M1 : 2400.000 MHz : -33.427 dBm<br>M2 : 2403.222 MHz : -26.460 dBm<br>M3 : 2413.443 MHz : -8.949 dBm | Channel Frequency: 2422.00 MHz |

[Back to the Matrix](#)

This test report may be reproduced in full only. The document may only be updated by MiCOM Labs personnel. Any changes will be noted in the Document History section of the report.



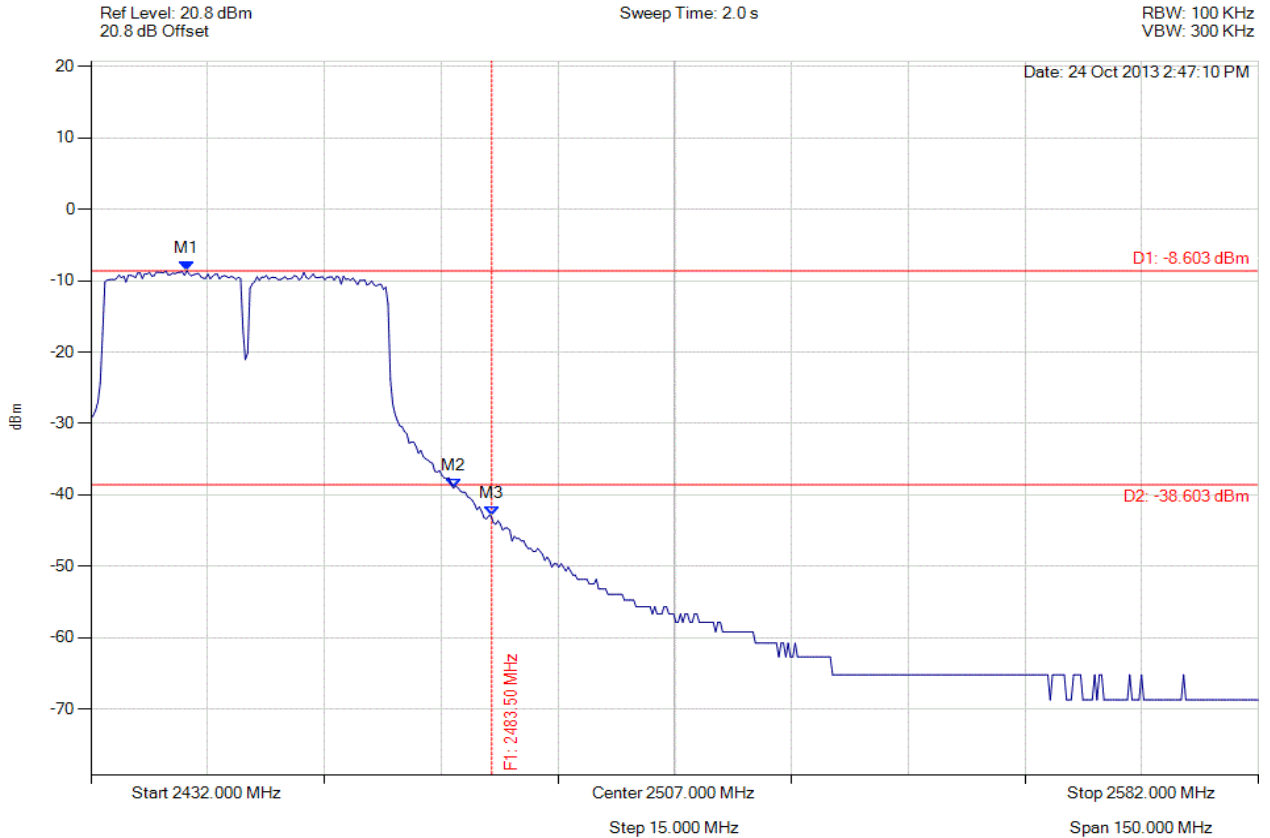


**Title:** Xirrus Inc. XI-AC1300, XI-AC867  
**To:** FCC 47 CFR Part 15.247 & IC RSS-210  
**Serial #:** XIRR04-U3 Rev A  
**Issue Date:** 29th April 2014  
**Page:** 298 of 572



### CONDUCTED HIGH BAND-EDGE EMISSIONS - AVERAGE

Variation: 802.11n HT-40, Channel: 2452.00 MHz, Chain a, Temp: Ambient, Voltage: 56 Vdc



| Analyser Setup   | Marker : Frequency : Amplitude   | Test Results                   |
|--|--|--------------------------------|
| Detector = AVERAGE<br>Sweep Count = 0<br>RF Atten (dB) = 10<br>Trace Mode = VIEW | M1 : 2444.325 MHz : -8.603 dBm<br>M2 : 2478.593 MHz : -39.059 dBm<br>M3 : 2483.500 MHz : -42.944 dBm | Channel Frequency: 2452.00 MHz |

[Back to the Matrix](#)

This test report may be reproduced in full only. The document may only be updated by MiCOM Labs personnel. Any changes will be noted in the Document History section of the report.

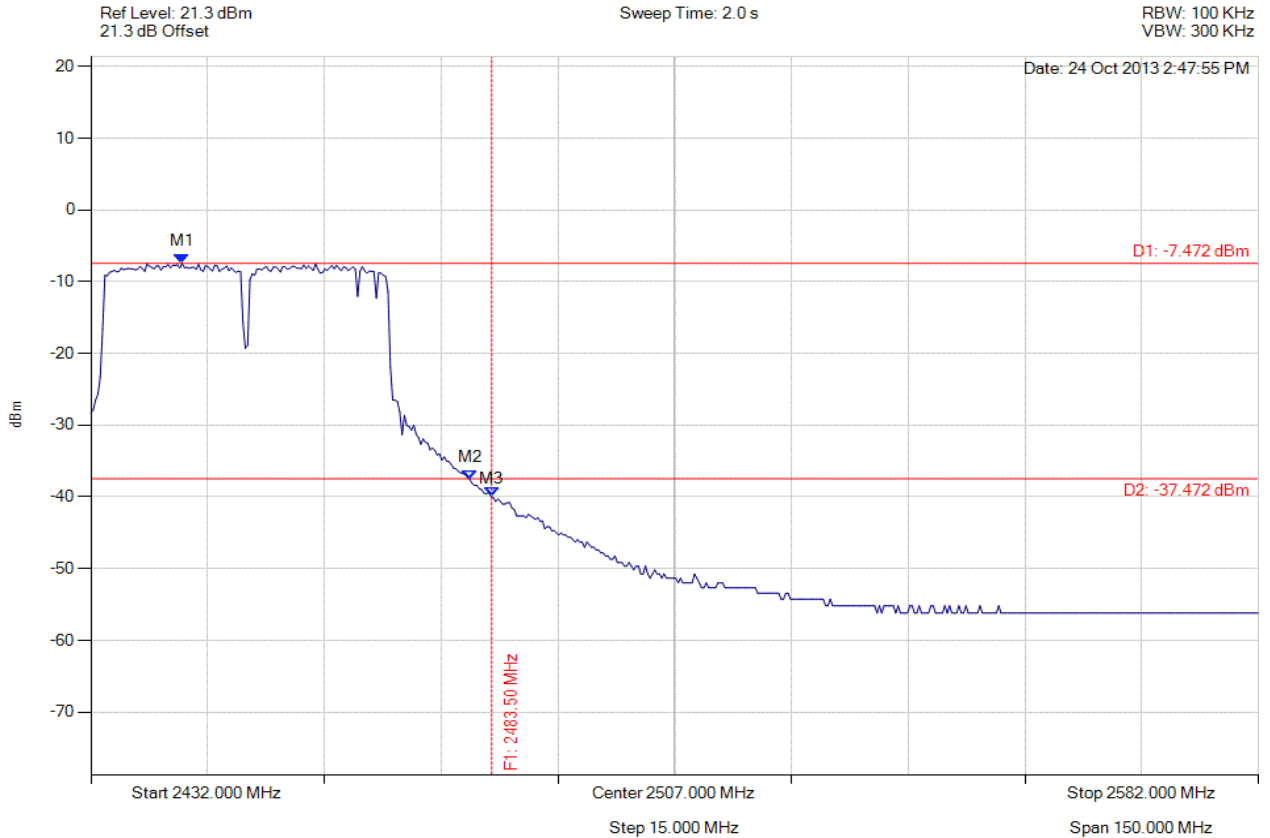


**Title:** Xirrus Inc. XI-AC1300, XI-AC867  
**To:** FCC 47 CFR Part 15.247 & IC RSS-210  
**Serial #:** XIRR04-U3 Rev A  
**Issue Date:** 29th April 2014  
**Page:** 299 of 572



### CONDUCTED HIGH BAND-EDGE EMISSIONS - AVERAGE

Variant: 802.11n HT-40, Channel: 2452.00 MHz, Chain b, Temp: Ambient, Voltage: 56 Vdc



| Analyser Setup   | Marker : Frequency : Amplitude   | Test Results                   |
|--|--|--------------------------------|
| Detector = AVERAGE<br>Sweep Count = 0<br>RF Atten (dB) = 20<br>Trace Mode = VIEW | M1 : 2443.723 MHz : -7.472 dBm<br>M2 : 2480.697 MHz : -37.615 dBm<br>M3 : 2483.500 MHz : -39.945 dBm | Channel Frequency: 2452.00 MHz |

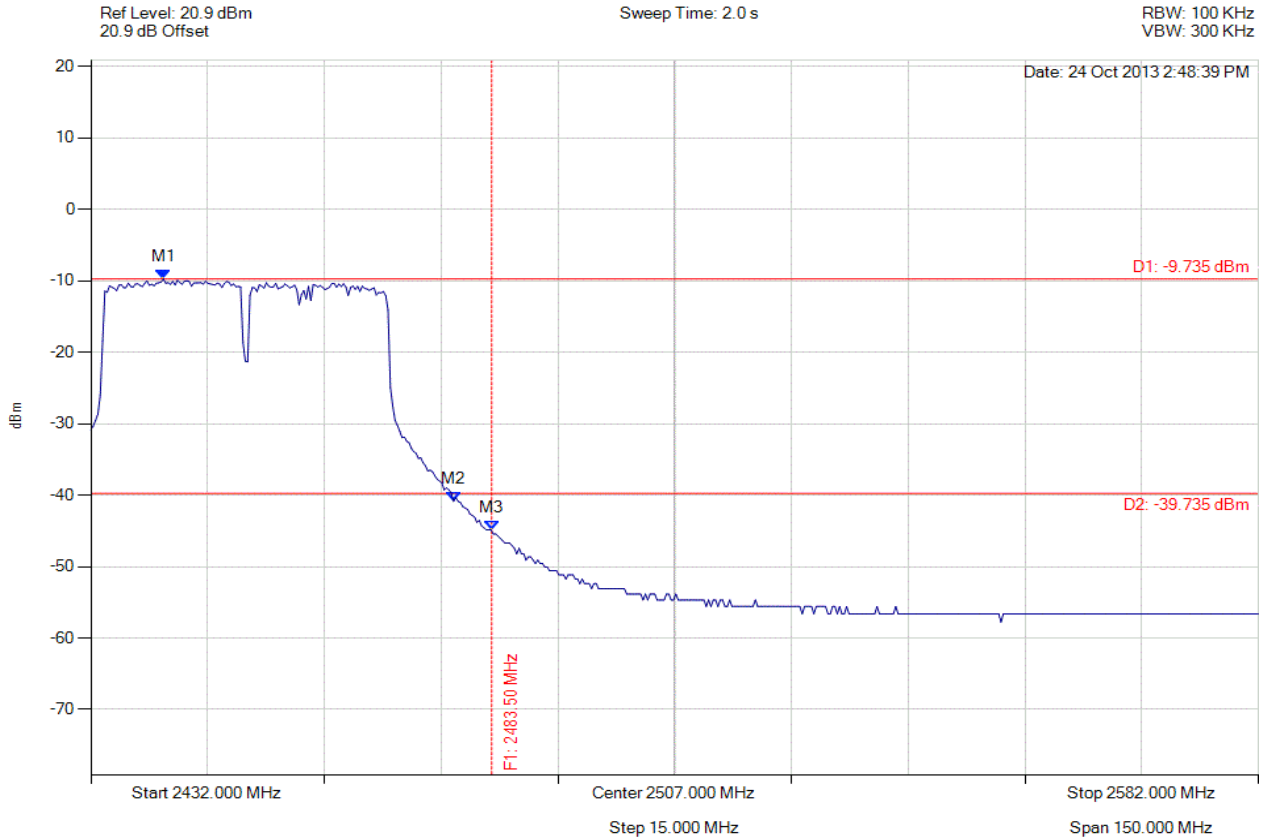
[Back to the Matrix](#)

This test report may be reproduced in full only. The document may only be updated by MiCOM Labs personnel. Any changes will be noted in the Document History section of the report.



**CONDUCTED HIGH BAND-EDGE EMISSIONS - AVERAGE**

Variant: 802.11n HT-40, Channel: 2452.00 MHz, Chain c, Temp: Ambient, Voltage: 56 Vdc



| Analyser Setup   | Marker : Frequency : Amplitude   | Test Results                   |
|--|--|--------------------------------|
| Detector = AVERAGE<br>Sweep Count = 0<br>RF Atten (dB) = 20<br>Trace Mode = VIEW | M1 : 2441.319 MHz : -9.735 dBm<br>M2 : 2478.593 MHz : -40.861 dBm<br>M3 : 2483.500 MHz : -44.838 dBm | Channel Frequency: 2452.00 MHz |

[Back to the Matrix](#)

This test report may be reproduced in full only. The document may only be updated by MiCOM Labs personnel. Any changes will be noted in the Document History section of the report.

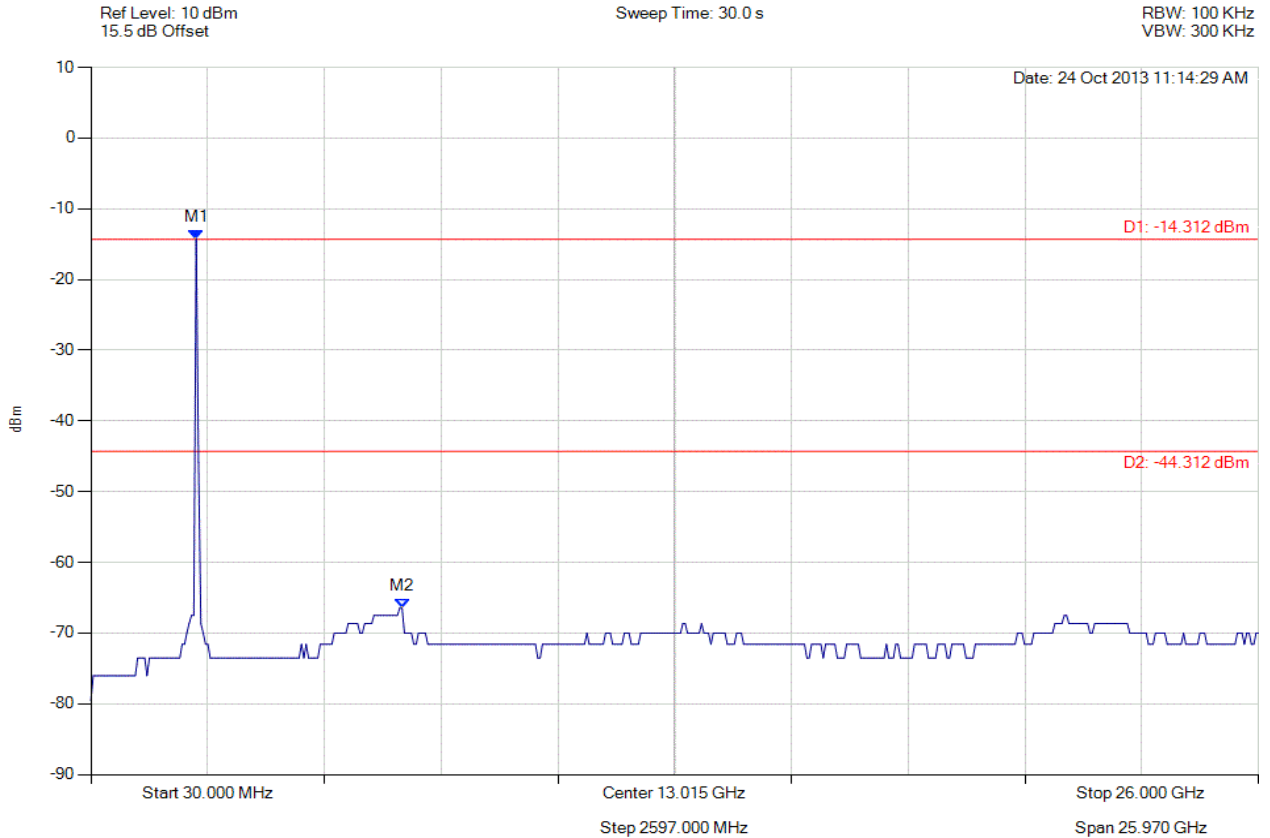


**Title:** Xirrus Inc. XI-AC1300, XI-AC867  
**To:** FCC 47 CFR Part 15.247 & IC RSS-210  
**Serial #:** XIRR04-U3 Rev A  
**Issue Date:** 29th April 2014  
**Page:** 301 of 572



### CONDUCTED SPURIOUS EMISSIONS - AVERAGE

Variant: 802.11b, Channel: 2412.00 MHz, Chain a, Temp: Ambient, Voltage: 56 Vdc



| Analyser Setup   | Marker : Frequency : Amplitude                                     | Test Results                           |
|--|--|--|
| Detector = AVERAGE<br>Sweep Count = 0<br>RF Atten (dB) = 10<br>Trace Mode = VIEW | M1 : 2371.984 MHz : -14.312 dBm<br>M2 : 6951.864 MHz : -66.480 dBm | Limit: -44.31 dBm<br>Margin: -22.17 dB |

[Back to the Matrix](#)

This test report may be reproduced in full only. The document may only be updated by MiCOM Labs personnel. Any changes will be noted in the Document History section of the report.

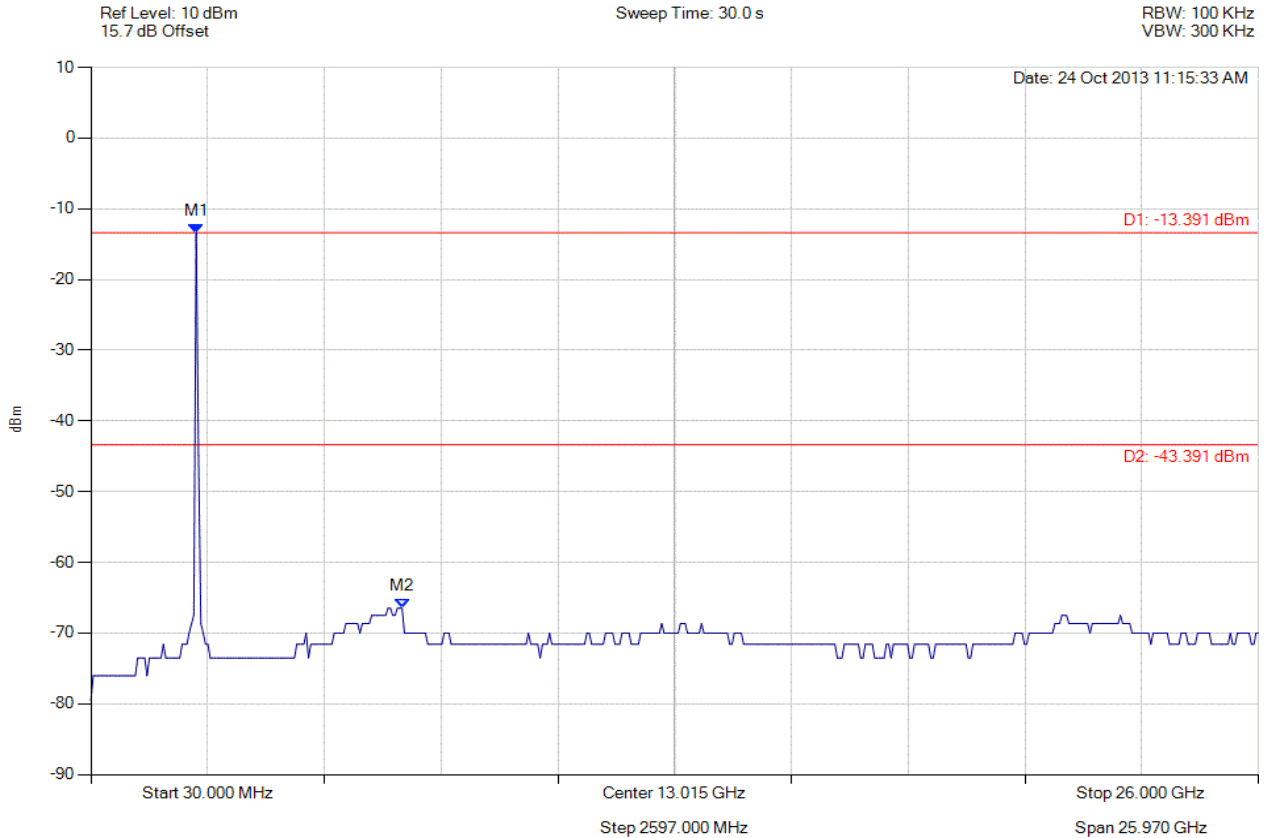


**Title:** Xirrus Inc. XI-AC1300, XI-AC867  
**To:** FCC 47 CFR Part 15.247 & IC RSS-210  
**Serial #:** XIRR04-U3 Rev A  
**Issue Date:** 29th April 2014  
**Page:** 302 of 572



### CONDUCTED SPURIOUS EMISSIONS - AVERAGE

Variant: 802.11b, Channel: 2412.00 MHz, Chain b, Temp: Ambient, Voltage: 56 Vdc



| Analyser Setup   | Marker : Frequency : Amplitude                                     | Test Results                           |
|--|--|--|
| Detector = AVERAGE<br>Sweep Count = 0<br>RF Atten (dB) = 10<br>Trace Mode = VIEW | M1 : 2371.984 MHz : -13.391 dBm<br>M2 : 6951.864 MHz : -66.480 dBm | Limit: -43.39 dBm<br>Margin: -23.09 dB |

[Back to the Matrix](#)

This test report may be reproduced in full only. The document may only be updated by MiCOM Labs personnel. Any changes will be noted in the Document History section of the report.

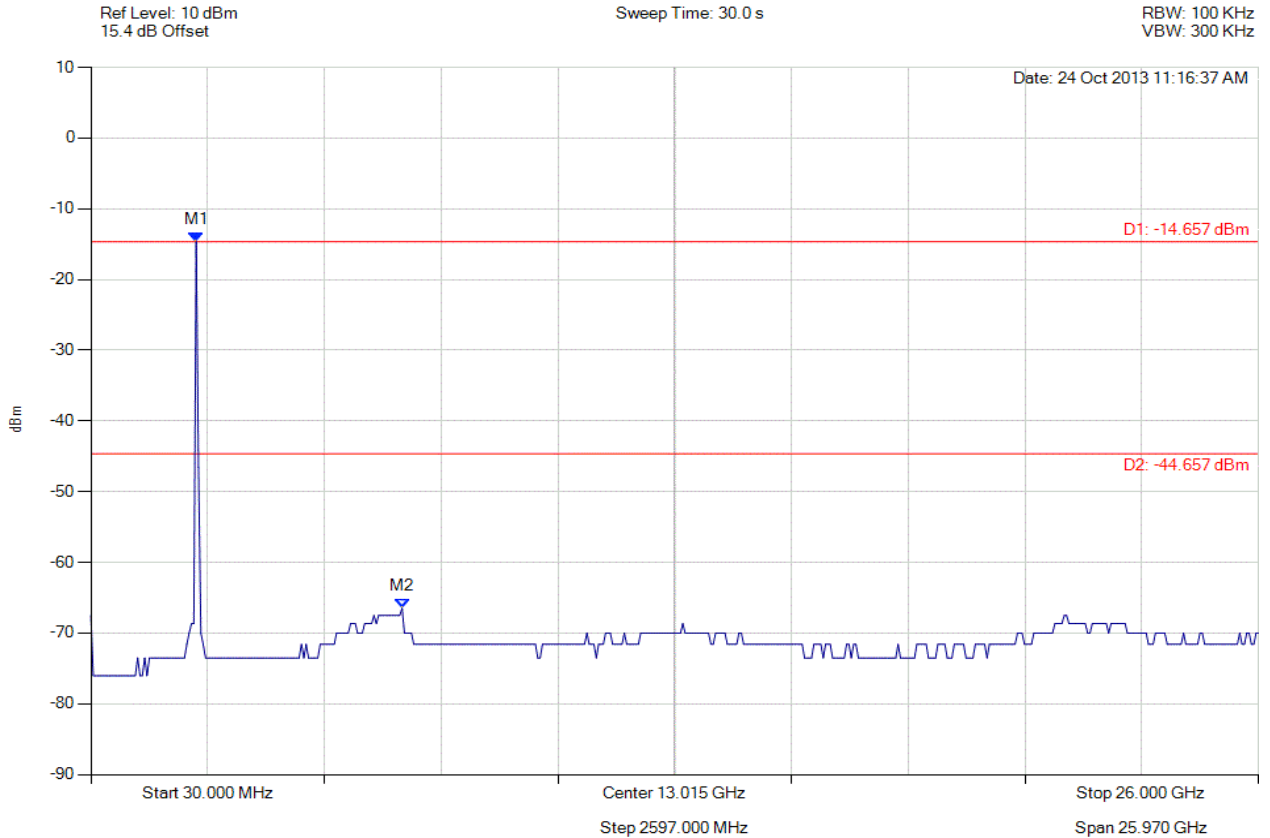


**Title:** Xirrus Inc. XI-AC1300, XI-AC867  
**To:** FCC 47 CFR Part 15.247 & IC RSS-210  
**Serial #:** XIRR04-U3 Rev A  
**Issue Date:** 29th April 2014  
**Page:** 303 of 572



### CONDUCTED SPURIOUS EMISSIONS - AVERAGE

Variant: 802.11b, Channel: 2412.00 MHz, Chain c, Temp: Ambient, Voltage: 56 Vdc



| Analyser Setup   | Marker : Frequency : Amplitude                                     | Test Results                           |
|--|--|--|
| Detector = AVERAGE<br>Sweep Count = 0<br>RF Atten (dB) = 10<br>Trace Mode = VIEW | M1 : 2371.984 MHz : -14.657 dBm<br>M2 : 6951.864 MHz : -66.480 dBm | Limit: -44.66 dBm<br>Margin: -21.82 dB |

[Back to the Matrix](#)

This test report may be reproduced in full only. The document may only be updated by MiCOM Labs personnel. Any changes will be noted in the Document History section of the report.

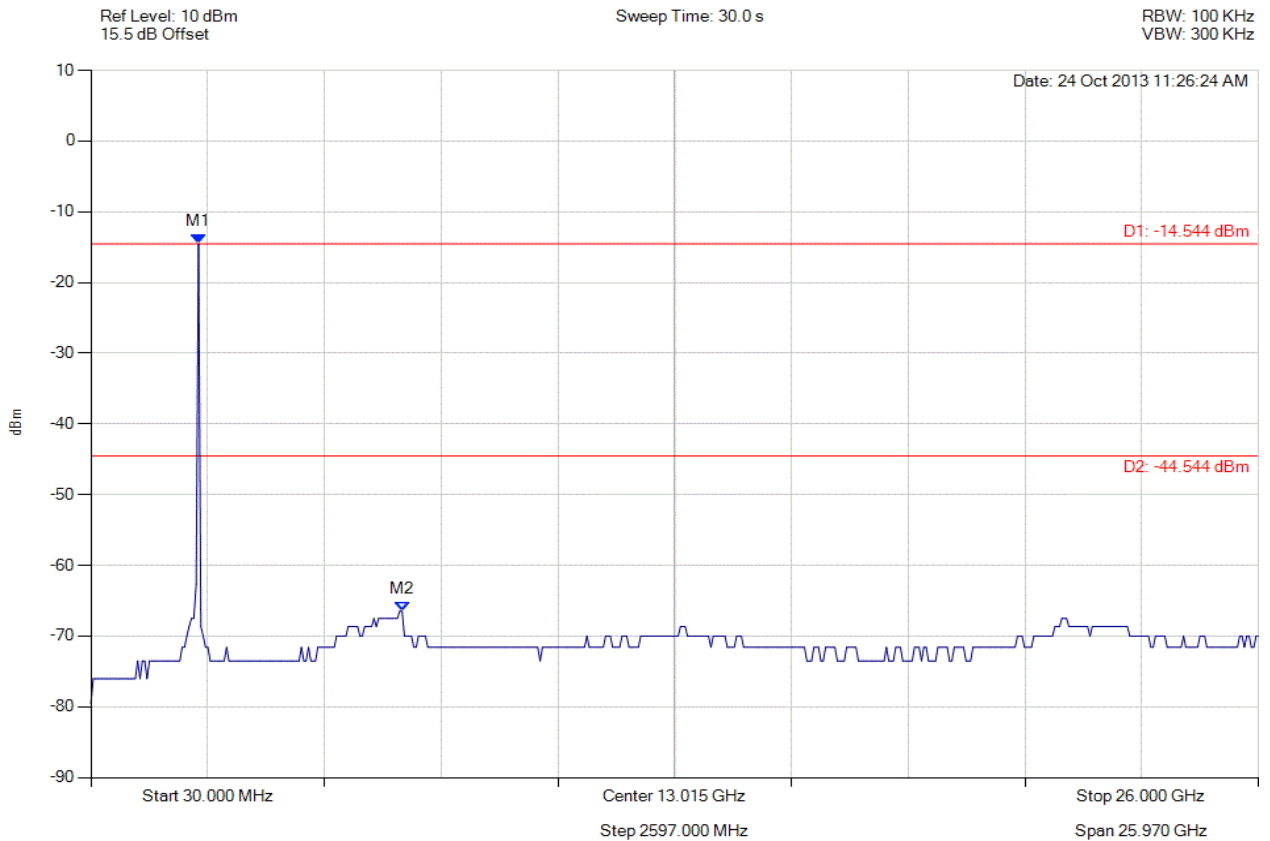


**Title:** Xirrus Inc. XI-AC1300, XI-AC867  
**To:** FCC 47 CFR Part 15.247 & IC RSS-210  
**Serial #:** XIRR04-U3 Rev A  
**Issue Date:** 29th April 2014  
**Page:** 304 of 572



### CONDUCTED SPURIOUS EMISSIONS - AVERAGE

Variant: 802.11b, Channel: 2437.00 MHz, Chain a, Temp: Ambient, Voltage: 56 Vdc



| Analyser Setup   | Marker : Frequency : Amplitude                                     | Test Results                           |
|--|--|--|
| Detector = AVERAGE<br>Sweep Count = 0<br>RF Atten (dB) = 10<br>Trace Mode = VIEW | M1 : 2424.028 MHz : -14.544 dBm<br>M2 : 6951.864 MHz : -66.480 dBm | Limit: -44.54 dBm<br>Margin: -21.94 dB |

[Back to the Matrix](#)

This test report may be reproduced in full only. The document may only be updated by MiCOM Labs personnel. Any changes will be noted in the Document History section of the report.

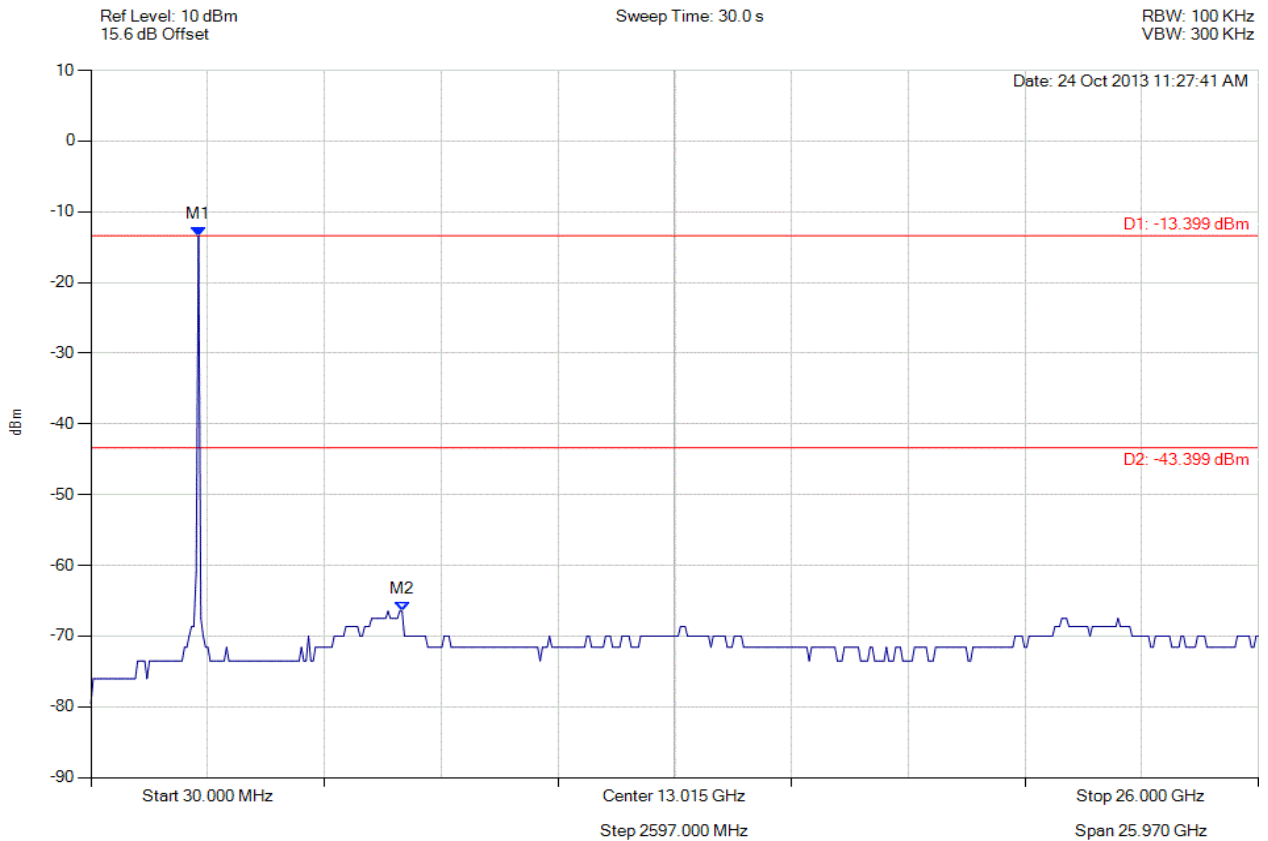


**Title:** Xirrus Inc. XI-AC1300, XI-AC867  
**To:** FCC 47 CFR Part 15.247 & IC RSS-210  
**Serial #:** XIRR04-U3 Rev A  
**Issue Date:** 29th April 2014  
**Page:** 305 of 572



### CONDUCTED SPURIOUS EMISSIONS - AVERAGE

Variant: 802.11b, Channel: 2437.00 MHz, Chain b, Temp: Ambient, Voltage: 56 Vdc



| Analyser Setup   | Marker : Frequency : Amplitude                                     | Test Results                           |
|--|--|--|
| Detector = AVERAGE<br>Sweep Count = 0<br>RF Atten (dB) = 10<br>Trace Mode = VIEW | M1 : 2424.028 MHz : -13.399 dBm<br>M2 : 6951.864 MHz : -66.480 dBm | Limit: -43.40 dBm<br>Margin: -23.08 dB |

[Back to the Matrix](#)

This test report may be reproduced in full only. The document may only be updated by MiCOM Labs personnel. Any changes will be noted in the Document History section of the report.



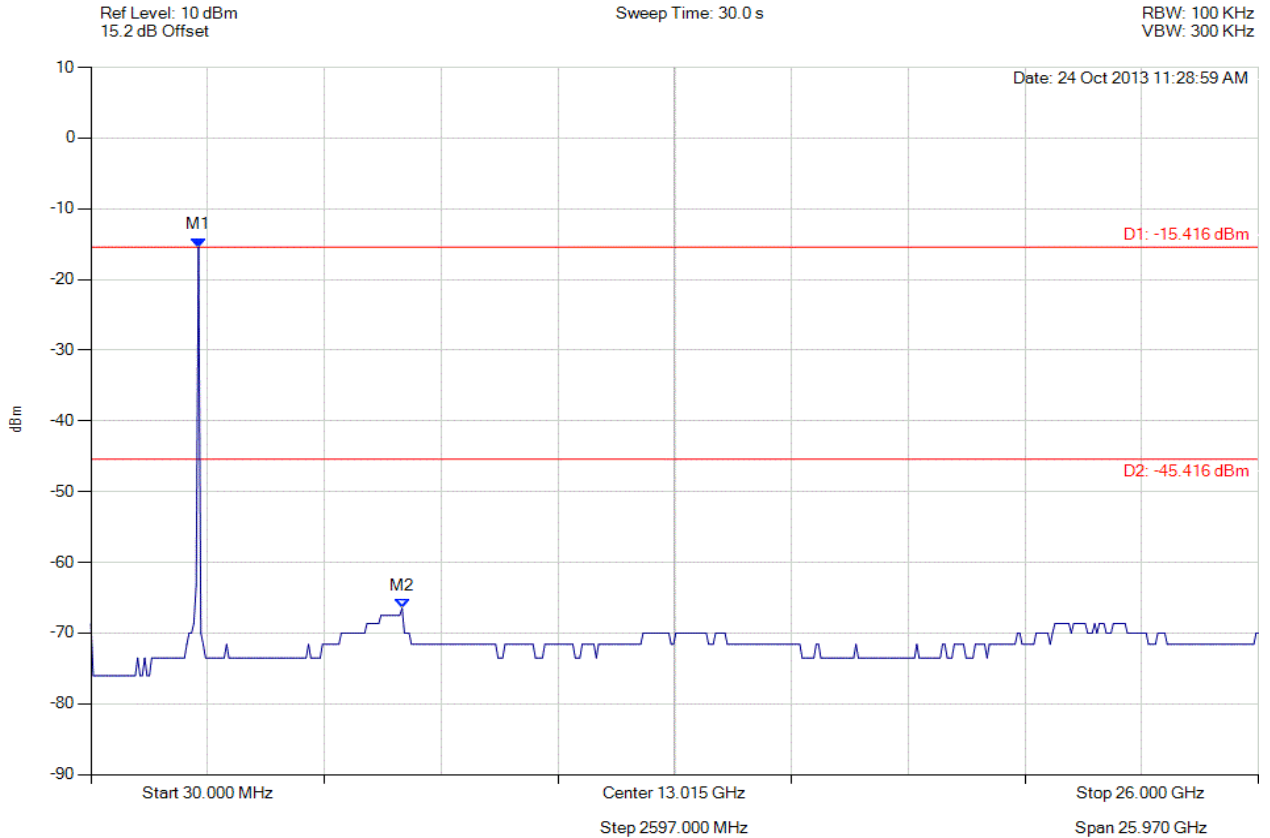


**Title:** Xirrus Inc. XI-AC1300, XI-AC867  
**To:** FCC 47 CFR Part 15.247 & IC RSS-210  
**Serial #:** XIRR04-U3 Rev A  
**Issue Date:** 29th April 2014  
**Page:** 306 of 572



### CONDUCTED SPURIOUS EMISSIONS - AVERAGE

Variant: 802.11b, Channel: 2437.00 MHz, Chain c, Temp: Ambient, Voltage: 56 Vdc



| Analyser Setup   | Marker : Frequency : Amplitude                                     | Test Results                           |
|--|--|--|
| Detector = AVERAGE<br>Sweep Count = 0<br>RF Atten (dB) = 10<br>Trace Mode = VIEW | M1 : 2424.028 MHz : -15.416 dBm<br>M2 : 6951.864 MHz : -66.480 dBm | Limit: -45.42 dBm<br>Margin: -21.06 dB |

[Back to the Matrix](#)

This test report may be reproduced in full only. The document may only be updated by MiCOM Labs personnel. Any changes will be noted in the Document History section of the report.

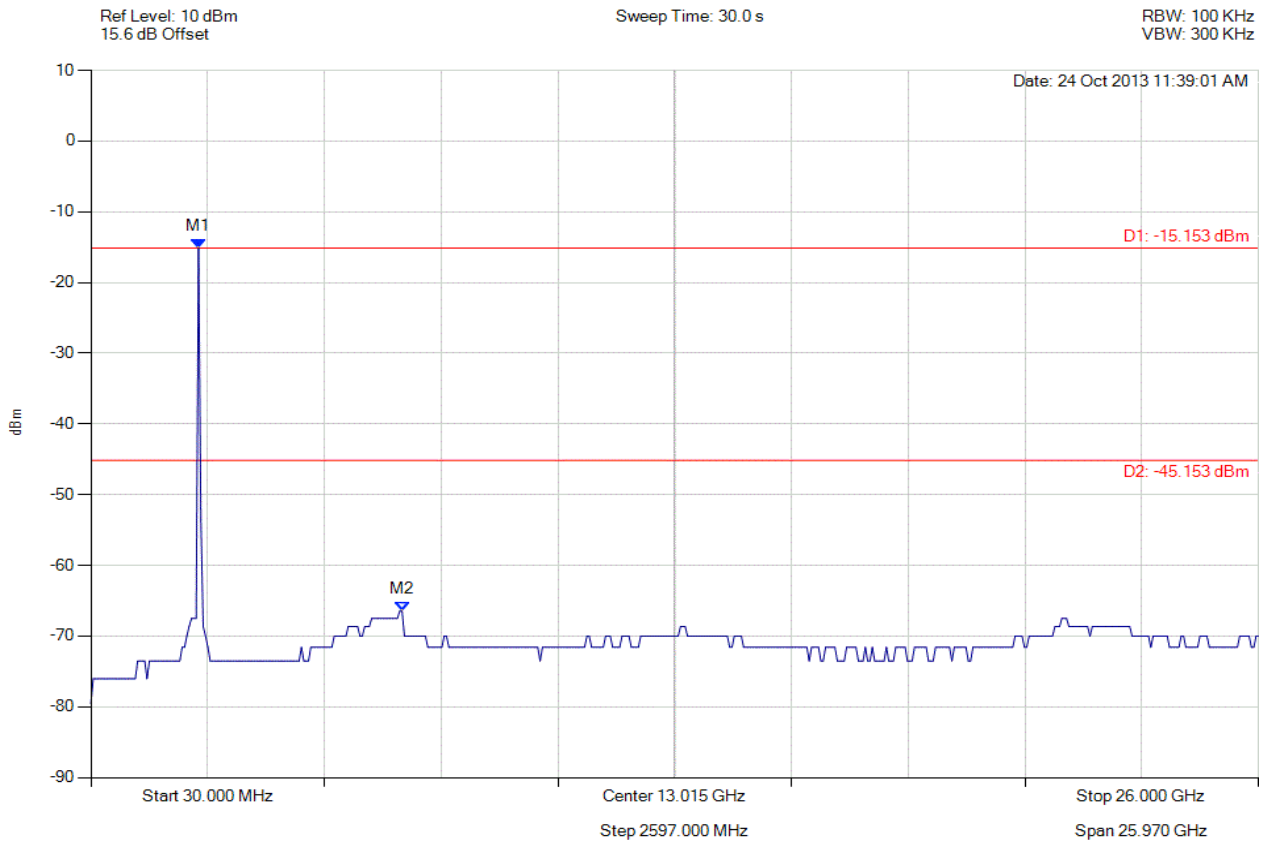


**Title:** Xirrus Inc. XI-AC1300, XI-AC867  
**To:** FCC 47 CFR Part 15.247 & IC RSS-210  
**Serial #:** XIRR04-U3 Rev A  
**Issue Date:** 29th April 2014  
**Page:** 307 of 572



### CONDUCTED SPURIOUS EMISSIONS - AVERAGE

Variant: 802.11b, Channel: 2462.00 MHz, Chain a, Temp: Ambient, Voltage: 56 Vdc



| Analyser Setup   | Marker : Frequency : Amplitude                                     | Test Results                           |
|--|--|--|
| Detector = AVERAGE<br>Sweep Count = 0<br>RF Atten (dB) = 10<br>Trace Mode = VIEW | M1 : 2424.028 MHz : -15.153 dBm<br>M2 : 6951.864 MHz : -66.480 dBm | Limit: -45.15 dBm<br>Margin: -21.33 dB |

[Back to the Matrix](#)

This test report may be reproduced in full only. The document may only be updated by MiCOM Labs personnel. Any changes will be noted in the Document History section of the report.

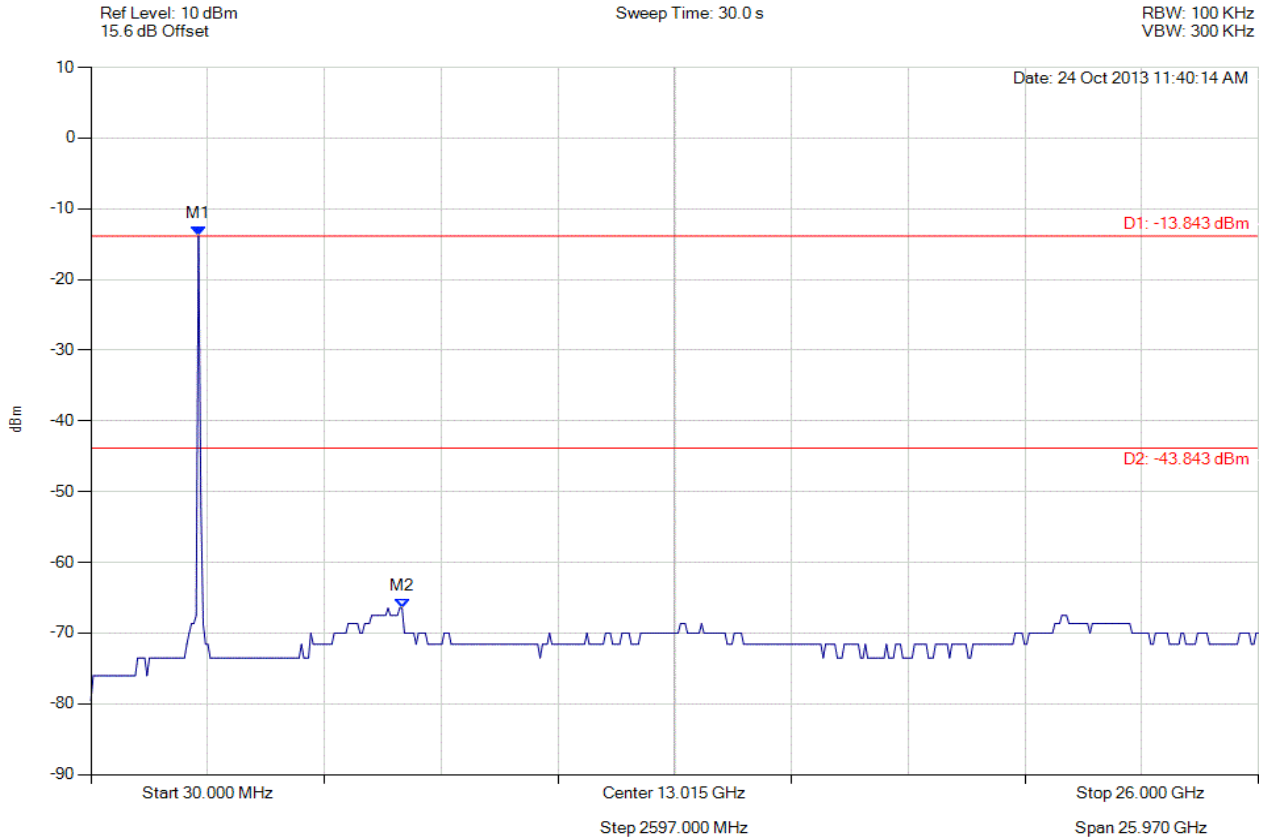


**Title:** Xirrus Inc. XI-AC1300, XI-AC867  
**To:** FCC 47 CFR Part 15.247 & IC RSS-210  
**Serial #:** XIRR04-U3 Rev A  
**Issue Date:** 29th April 2014  
**Page:** 308 of 572



### CONDUCTED SPURIOUS EMISSIONS - AVERAGE

Variant: 802.11b, Channel: 2462.00 MHz, Chain b, Temp: Ambient, Voltage: 56 Vdc



| Analyser Setup   | Marker : Frequency : Amplitude                                     | Test Results                           |
|--|--|--|
| Detector = AVERAGE<br>Sweep Count = 0<br>RF Atten (dB) = 10<br>Trace Mode = VIEW | M1 : 2424.028 MHz : -13.843 dBm<br>M2 : 6951.864 MHz : -66.480 dBm | Limit: -43.84 dBm<br>Margin: -22.64 dB |

[Back to the Matrix](#)

This test report may be reproduced in full only. The document may only be updated by MiCOM Labs personnel. Any changes will be noted in the Document History section of the report.

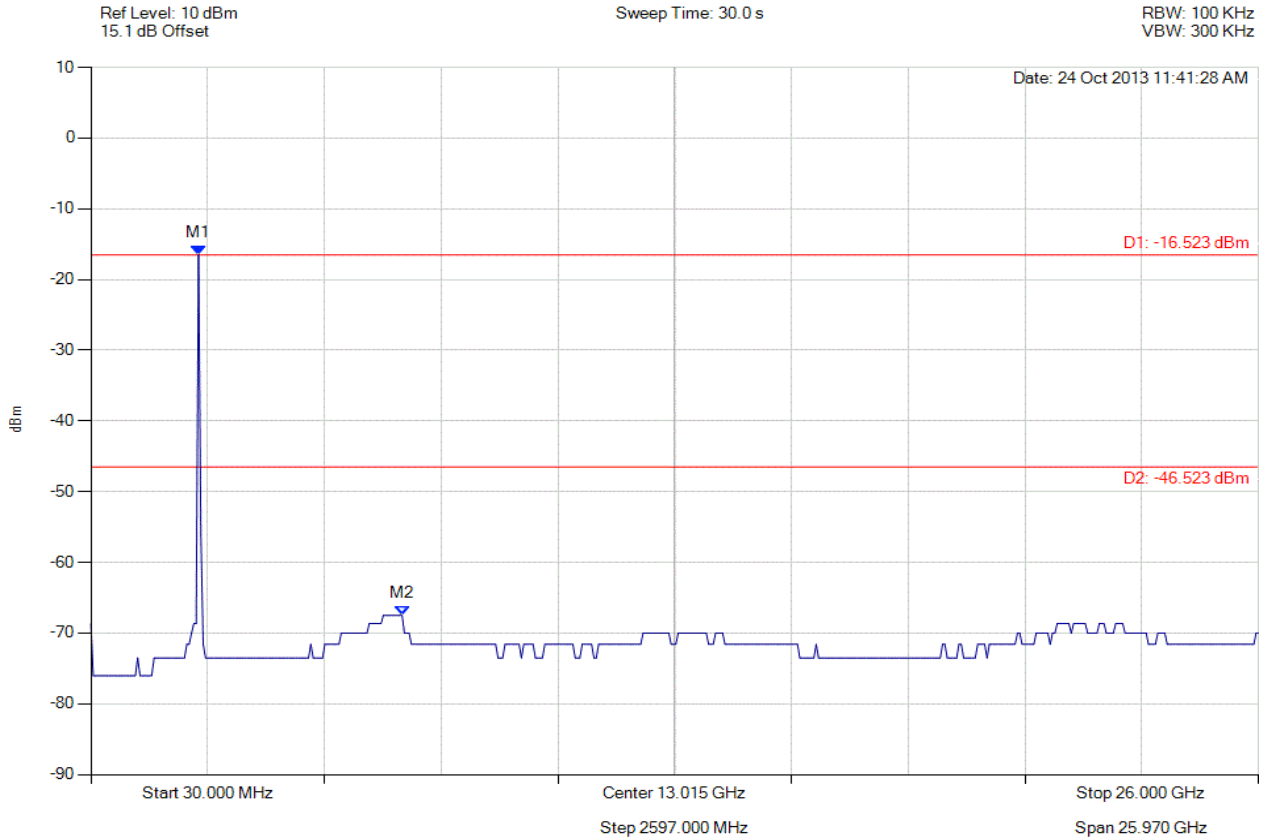


**Title:** Xirrus Inc. XI-AC1300, XI-AC867  
**To:** FCC 47 CFR Part 15.247 & IC RSS-210  
**Serial #:** XIRR04-U3 Rev A  
**Issue Date:** 29th April 2014  
**Page:** 309 of 572



### CONDUCTED SPURIOUS EMISSIONS - AVERAGE

Variant: 802.11b, Channel: 2462.00 MHz, Chain c, Temp: Ambient, Voltage: 56 Vdc



| Analyser Setup   | Marker : Frequency : Amplitude                                     | Test Results                           |
|--|--|--|
| Detector = AVERAGE<br>Sweep Count = 0<br>RF Atten (dB) = 10<br>Trace Mode = VIEW | M1 : 2424.028 MHz : -16.523 dBm<br>M2 : 6951.864 MHz : -67.504 dBm | Limit: -46.52 dBm<br>Margin: -20.98 dB |

[Back to the Matrix](#)

This test report may be reproduced in full only. The document may only be updated by MiCOM Labs personnel. Any changes will be noted in the Document History section of the report.

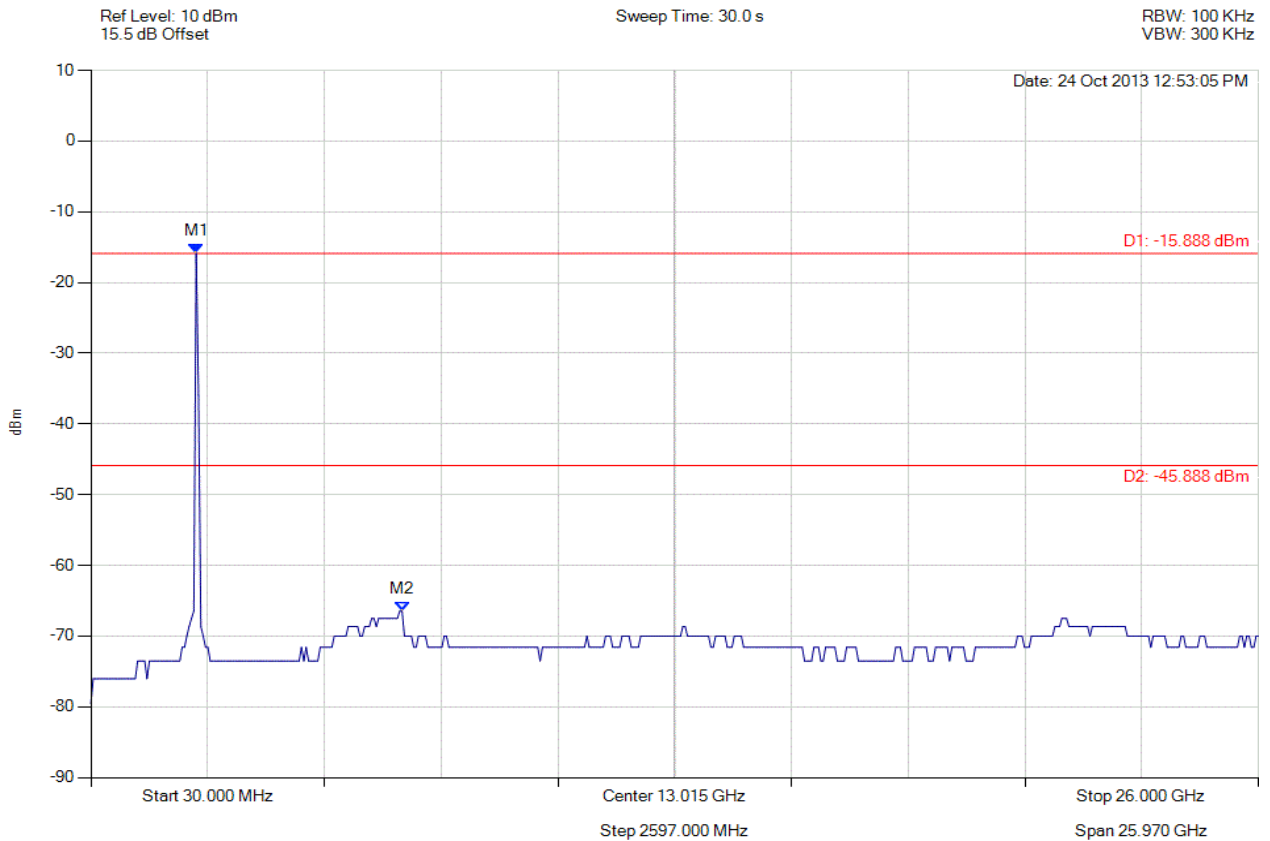


**Title:** Xirrus Inc. XI-AC1300, XI-AC867  
**To:** FCC 47 CFR Part 15.247 & IC RSS-210  
**Serial #:** XIRR04-U3 Rev A  
**Issue Date:** 29th April 2014  
**Page:** 310 of 572



### CONDUCTED SPURIOUS EMISSIONS - AVERAGE

Variant: 802.11g, Channel: 2412.00 MHz, Chain a, Temp: Ambient, Voltage: 56 Vdc



| Analyser Setup   | Marker : Frequency : Amplitude                                     | Test Results                           |
|--|--|--|
| Detector = AVERAGE<br>Sweep Count = 0<br>RF Atten (dB) = 10<br>Trace Mode = VIEW | M1 : 2371.984 MHz : -15.888 dBm<br>M2 : 6951.864 MHz : -66.480 dBm | Limit: -45.89 dBm<br>Margin: -20.59 dB |

[Back to the Matrix](#)

This test report may be reproduced in full only. The document may only be updated by MiCOM Labs personnel. Any changes will be noted in the Document History section of the report.

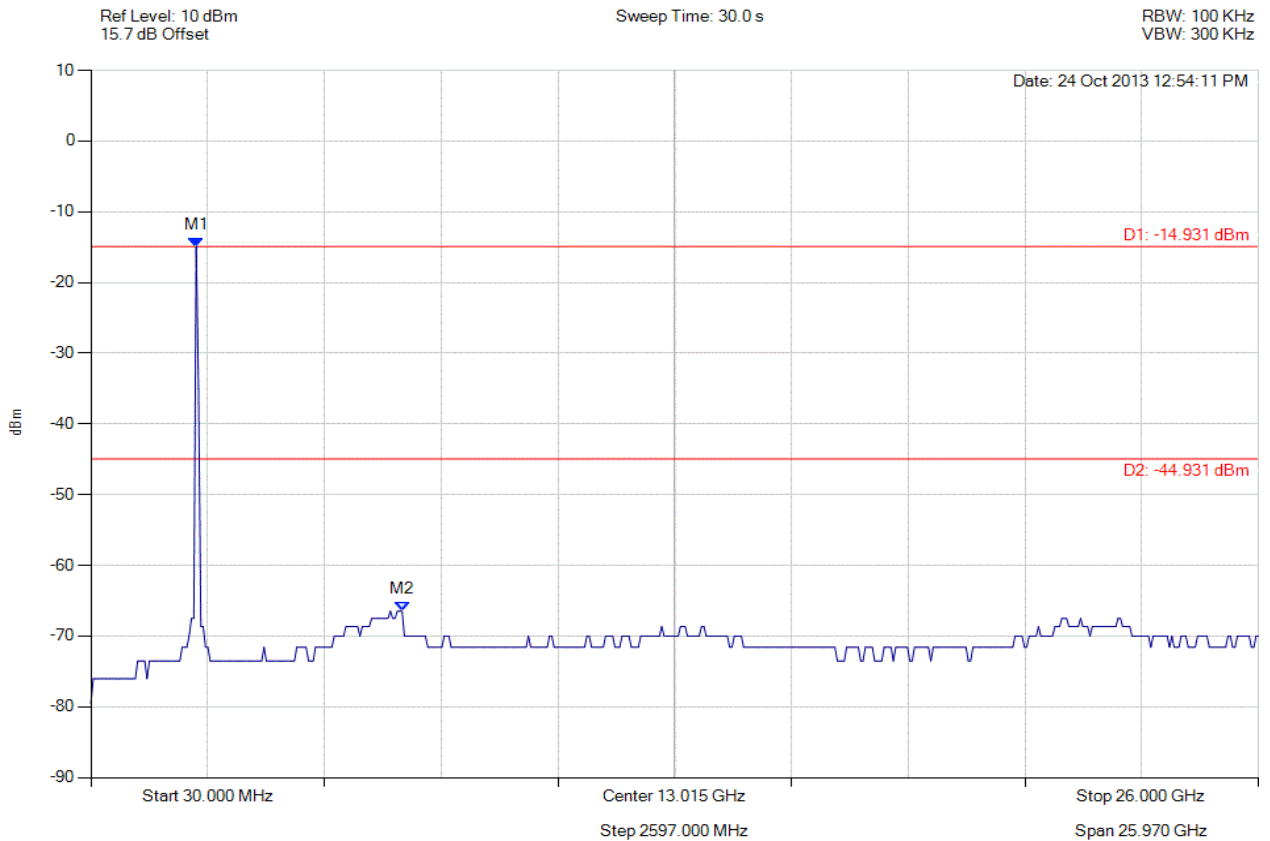


**Title:** Xirrus Inc. XI-AC1300, XI-AC867  
**To:** FCC 47 CFR Part 15.247 & IC RSS-210  
**Serial #:** XIRR04-U3 Rev A  
**Issue Date:** 29th April 2014  
**Page:** 311 of 572



### CONDUCTED SPURIOUS EMISSIONS - AVERAGE

Variant: 802.11g, Channel: 2412.00 MHz, Chain b, Temp: Ambient, Voltage: 56 Vdc



| Analyser Setup   | Marker : Frequency : Amplitude                                     | Test Results                           |
|--|--|--|
| Detector = AVERAGE<br>Sweep Count = 0<br>RF Atten (dB) = 10<br>Trace Mode = VIEW | M1 : 2371.984 MHz : -14.931 dBm<br>M2 : 6951.864 MHz : -66.480 dBm | Limit: -44.93 dBm<br>Margin: -21.55 dB |

[Back to the Matrix](#)

This test report may be reproduced in full only. The document may only be updated by MiCOM Labs personnel. Any changes will be noted in the Document History section of the report.

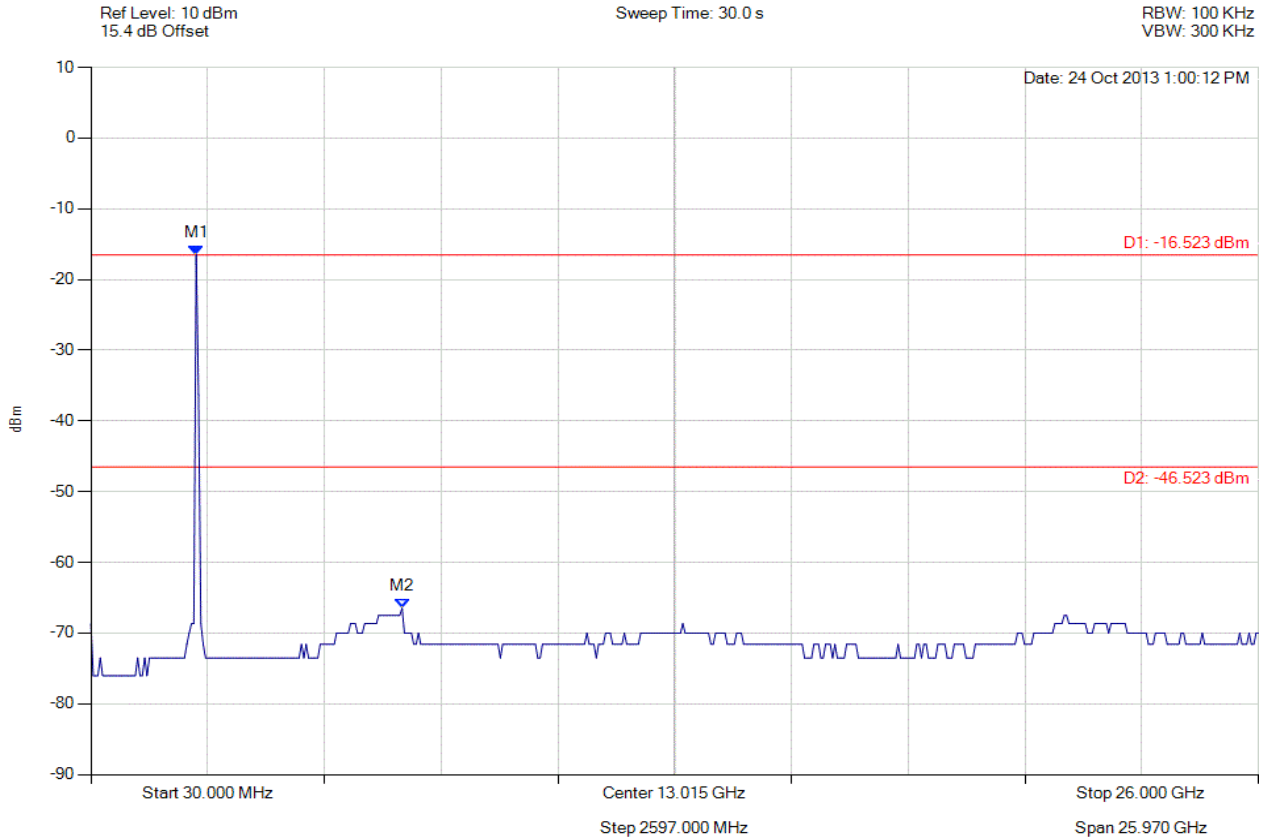


**Title:** Xirrus Inc. XI-AC1300, XI-AC867  
**To:** FCC 47 CFR Part 15.247 & IC RSS-210  
**Serial #:** XIRR04-U3 Rev A  
**Issue Date:** 29th April 2014  
**Page:** 312 of 572



### CONDUCTED SPURIOUS EMISSIONS - AVERAGE

Variant: 802.11g, Channel: 2412.00 MHz, Chain c, Temp: Ambient, Voltage: 56 Vdc



| Analyser Setup   | Marker : Frequency : Amplitude                                     | Test Results                           |
|--|--|--|
| Detector = AVERAGE<br>Sweep Count = 0<br>RF Atten (dB) = 10<br>Trace Mode = VIEW | M1 : 2371.984 MHz : -16.523 dBm<br>M2 : 6951.864 MHz : -66.480 dBm | Limit: -46.52 dBm<br>Margin: -19.96 dB |

[Back to the Matrix](#)

This test report may be reproduced in full only. The document may only be updated by MiCOM Labs personnel. Any changes will be noted in the Document History section of the report.

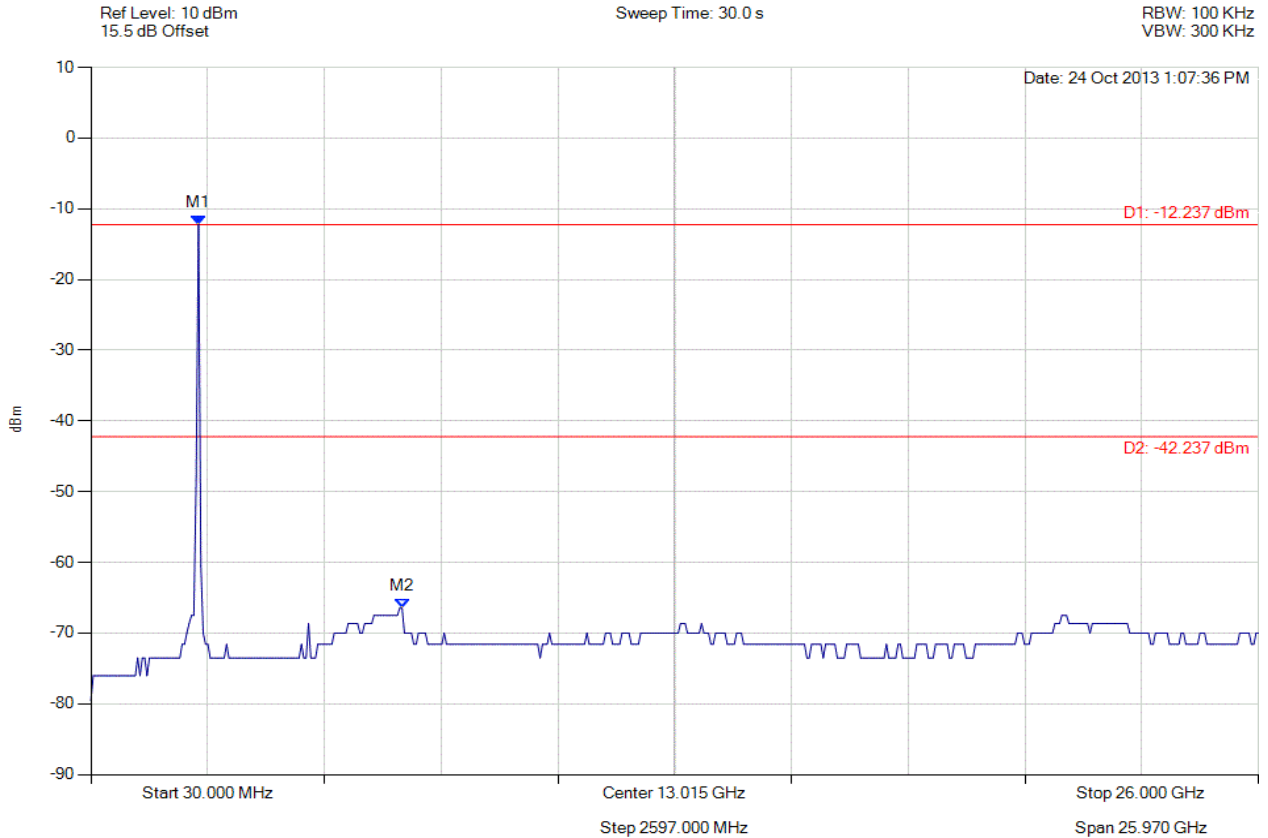


**Title:** Xirrus Inc. XI-AC1300, XI-AC867  
**To:** FCC 47 CFR Part 15.247 & IC RSS-210  
**Serial #:** XIRR04-U3 Rev A  
**Issue Date:** 29th April 2014  
**Page:** 313 of 572



### CONDUCTED SPURIOUS EMISSIONS - AVERAGE

Variant: 802.11g, Channel: 2437.00 MHz, Chain a, Temp: Ambient, Voltage: 56 Vdc



| Analyser Setup   | Marker : Frequency : Amplitude                                     | Test Results                           |
|--|--|--|
| Detector = AVERAGE<br>Sweep Count = 0<br>RF Atten (dB) = 10<br>Trace Mode = VIEW | M1 : 2424.028 MHz : -12.237 dBm<br>M2 : 6951.864 MHz : -66.480 dBm | Limit: -42.24 dBm<br>Margin: -24.24 dB |

[Back to the Matrix](#)

This test report may be reproduced in full only. The document may only be updated by MiCOM Labs personnel. Any changes will be noted in the Document History section of the report.



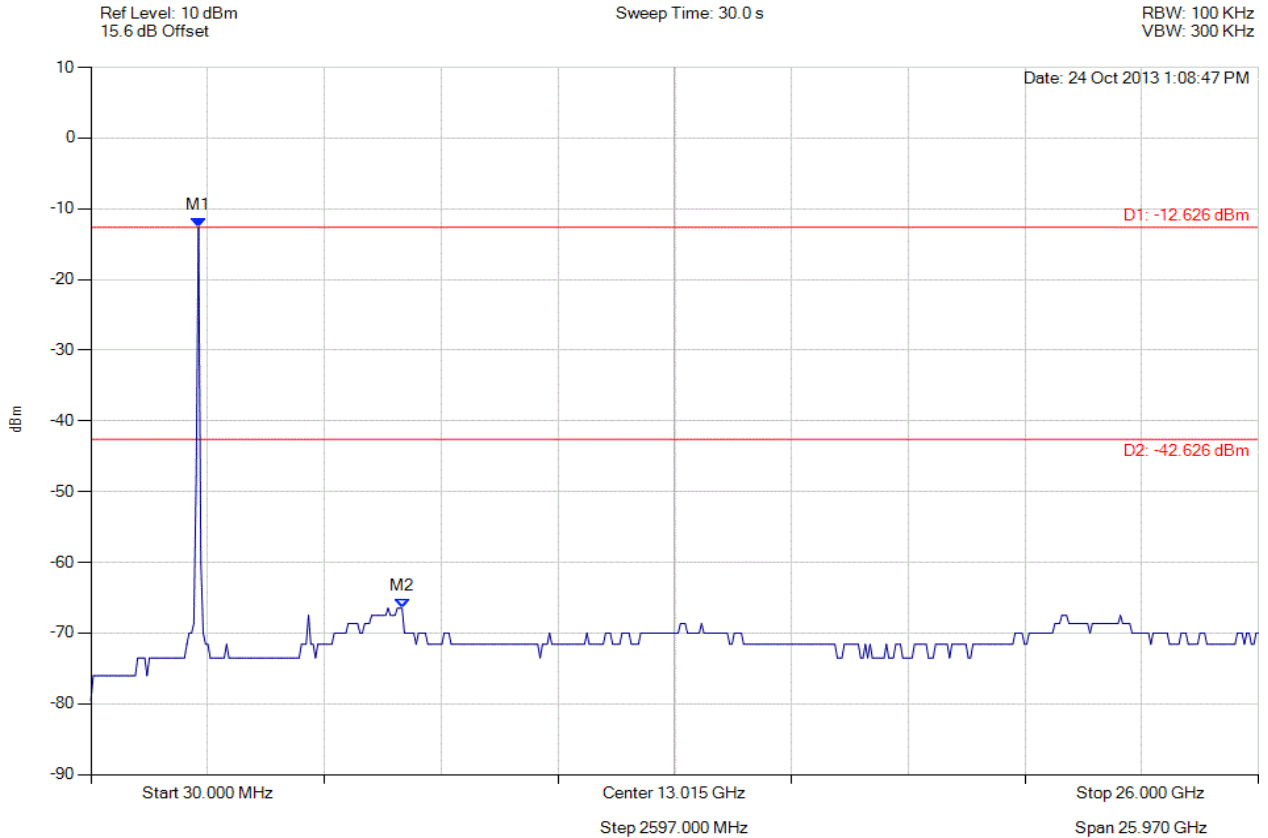


**Title:** Xirrus Inc. XI-AC1300, XI-AC867  
**To:** FCC 47 CFR Part 15.247 & IC RSS-210  
**Serial #:** XIRR04-U3 Rev A  
**Issue Date:** 29th April 2014  
**Page:** 314 of 572



### CONDUCTED SPURIOUS EMISSIONS - AVERAGE

Variant: 802.11g, Channel: 2437.00 MHz, Chain b, Temp: Ambient, Voltage: 56 Vdc



| Analyser Setup   | Marker : Frequency : Amplitude                                     | Test Results                           |
|--|--|--|
| Detector = AVERAGE<br>Sweep Count = 0<br>RF Atten (dB) = 10<br>Trace Mode = VIEW | M1 : 2424.028 MHz : -12.626 dBm<br>M2 : 6951.864 MHz : -66.480 dBm | Limit: -42.63 dBm<br>Margin: -23.85 dB |

[Back to the Matrix](#)

This test report may be reproduced in full only. The document may only be updated by MiCOM Labs personnel. Any changes will be noted in the Document History section of the report.

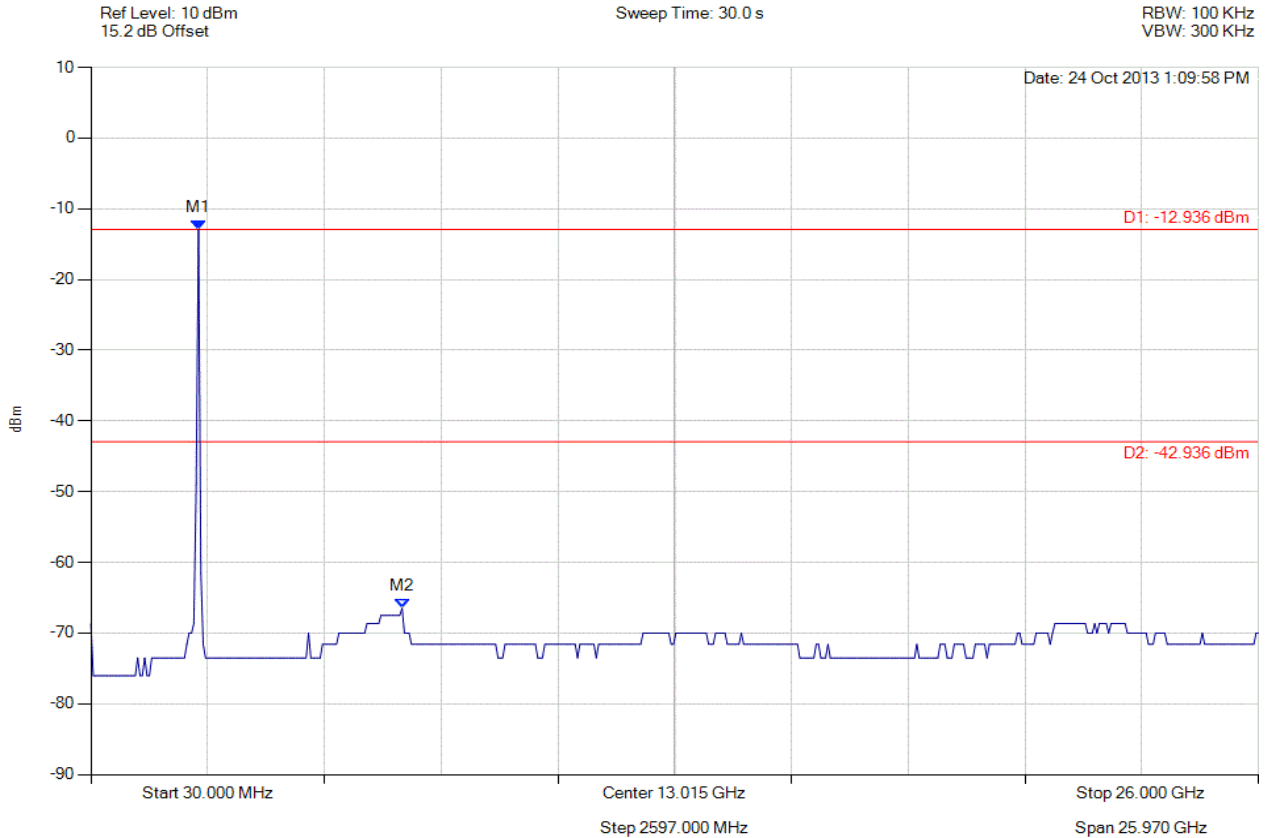


**Title:** Xirrus Inc. XI-AC1300, XI-AC867  
**To:** FCC 47 CFR Part 15.247 & IC RSS-210  
**Serial #:** XIRR04-U3 Rev A  
**Issue Date:** 29th April 2014  
**Page:** 315 of 572



### CONDUCTED SPURIOUS EMISSIONS - AVERAGE

Variant: 802.11g, Channel: 2437.00 MHz, Chain c, Temp: Ambient, Voltage: 56 Vdc



| Analyser Setup   | Marker : Frequency : Amplitude                                     | Test Results                           |
|--|--|--|
| Detector = AVERAGE<br>Sweep Count = 0<br>RF Atten (dB) = 10<br>Trace Mode = VIEW | M1 : 2424.028 MHz : -12.936 dBm<br>M2 : 6951.864 MHz : -66.480 dBm | Limit: -42.94 dBm<br>Margin: -23.54 dB |

[Back to the Matrix](#)

This test report may be reproduced in full only. The document may only be updated by MiCOM Labs personnel. Any changes will be noted in the Document History section of the report.

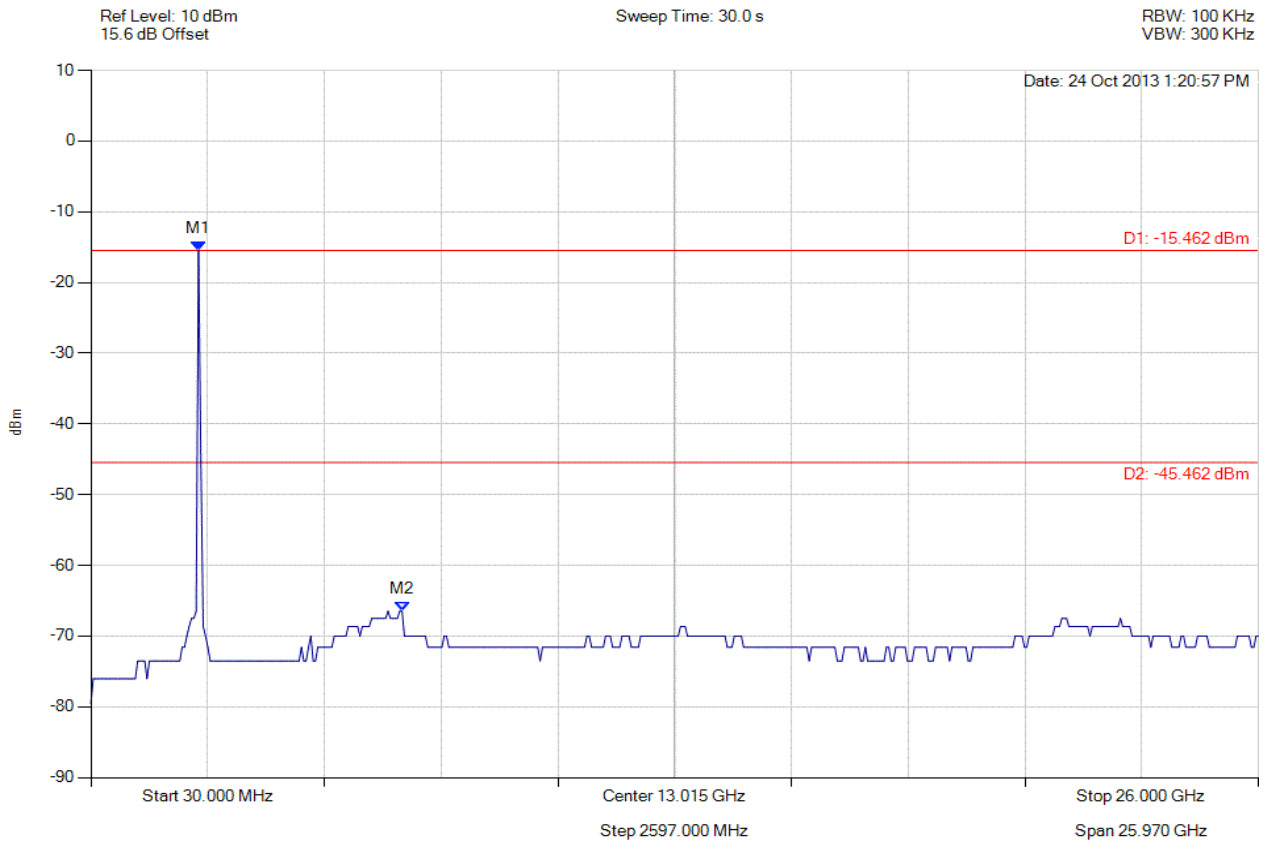


**Title:** Xirrus Inc. XI-AC1300, XI-AC867  
**To:** FCC 47 CFR Part 15.247 & IC RSS-210  
**Serial #:** XIRR04-U3 Rev A  
**Issue Date:** 29th April 2014  
**Page:** 316 of 572



### CONDUCTED SPURIOUS EMISSIONS - AVERAGE

Variant: 802.11g, Channel: 2462.00 MHz, Chain a, Temp: Ambient, Voltage: 56 Vdc



| Analyser Setup   | Marker : Frequency : Amplitude                                     | Test Results                           |
|--|--|--|
| Detector = AVERAGE<br>Sweep Count = 0<br>RF Atten (dB) = 10<br>Trace Mode = VIEW | M1 : 2424.028 MHz : -15.462 dBm<br>M2 : 6951.864 MHz : -66.480 dBm | Limit: -45.46 dBm<br>Margin: -21.02 dB |

[Back to the Matrix](#)

This test report may be reproduced in full only. The document may only be updated by MiCOM Labs personnel. Any changes will be noted in the Document History section of the report.

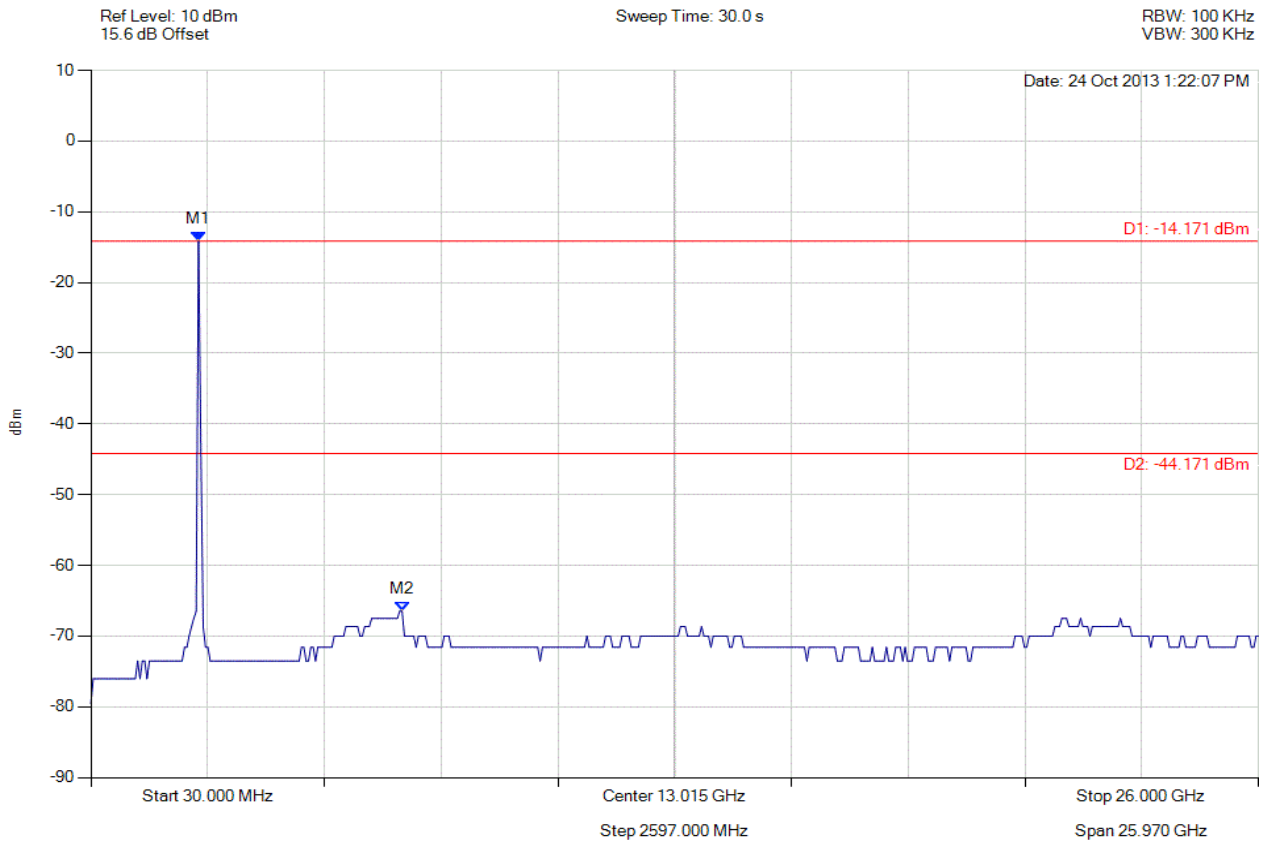


**Title:** Xirrus Inc. XI-AC1300, XI-AC867  
**To:** FCC 47 CFR Part 15.247 & IC RSS-210  
**Serial #:** XIRR04-U3 Rev A  
**Issue Date:** 29th April 2014  
**Page:** 317 of 572



### CONDUCTED SPURIOUS EMISSIONS - AVERAGE

Variant: 802.11g, Channel: 2462.00 MHz, Chain b, Temp: Ambient, Voltage: 56 Vdc



| Analyser Setup   | Marker : Frequency : Amplitude                                     | Test Results                           |
|--|--|--|
| Detector = AVERAGE<br>Sweep Count = 0<br>RF Atten (dB) = 10<br>Trace Mode = VIEW | M1 : 2424.028 MHz : -14.171 dBm<br>M2 : 6951.864 MHz : -66.480 dBm | Limit: -44.17 dBm<br>Margin: -22.31 dB |

[Back to the Matrix](#)

This test report may be reproduced in full only. The document may only be updated by MiCOM Labs personnel. Any changes will be noted in the Document History section of the report.

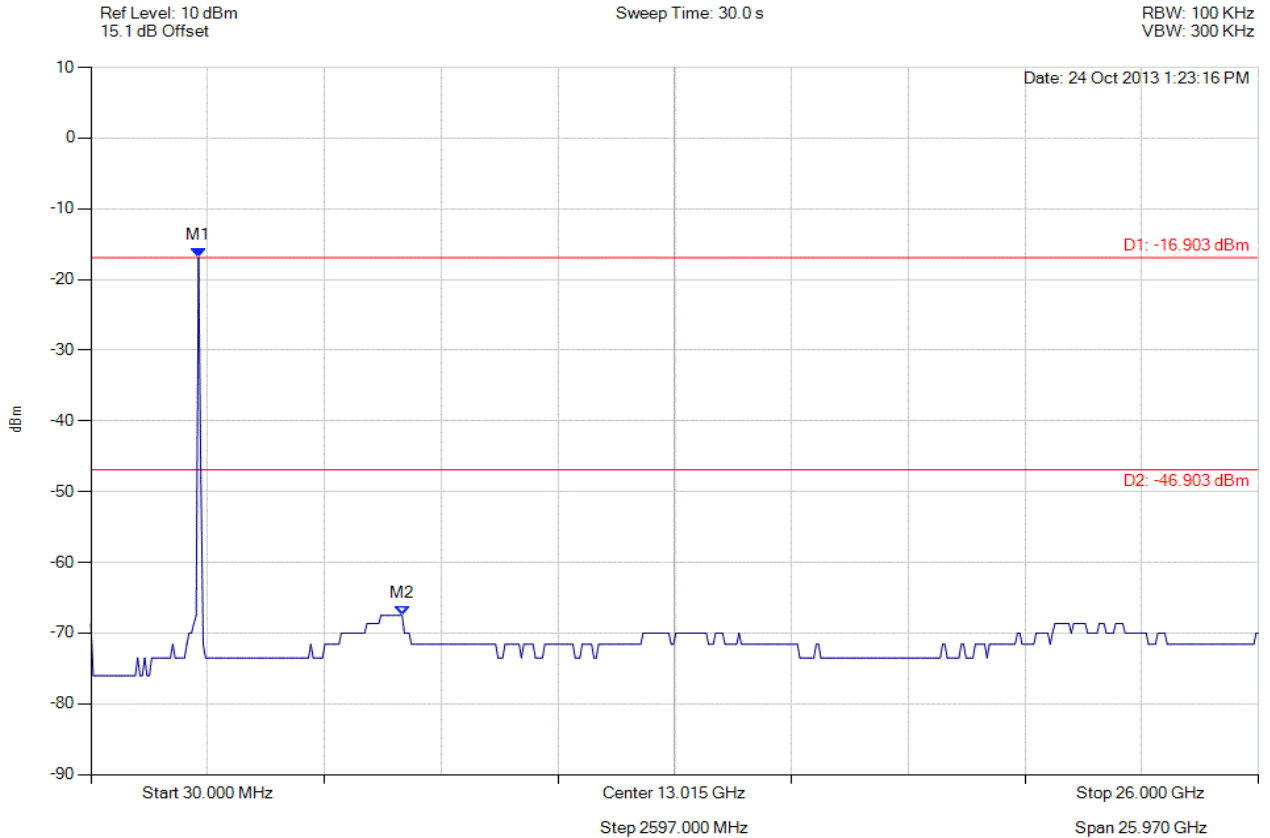


**Title:** Xirrus Inc. XI-AC1300, XI-AC867  
**To:** FCC 47 CFR Part 15.247 & IC RSS-210  
**Serial #:** XIRR04-U3 Rev A  
**Issue Date:** 29th April 2014  
**Page:** 318 of 572



### CONDUCTED SPURIOUS EMISSIONS - AVERAGE

Variant: 802.11g, Channel: 2462.00 MHz, Chain c, Temp: Ambient, Voltage: 56 Vdc



| Analyser Setup   | Marker : Frequency : Amplitude                                     | Test Results                           |
|--|--|--|
| Detector = AVERAGE<br>Sweep Count = 0<br>RF Atten (dB) = 10<br>Trace Mode = VIEW | M1 : 2424.028 MHz : -16.903 dBm<br>M2 : 6951.864 MHz : -67.504 dBm | Limit: -46.90 dBm<br>Margin: -20.60 dB |

[Back to the Matrix](#)

This test report may be reproduced in full only. The document may only be updated by MiCOM Labs personnel. Any changes will be noted in the Document History section of the report.

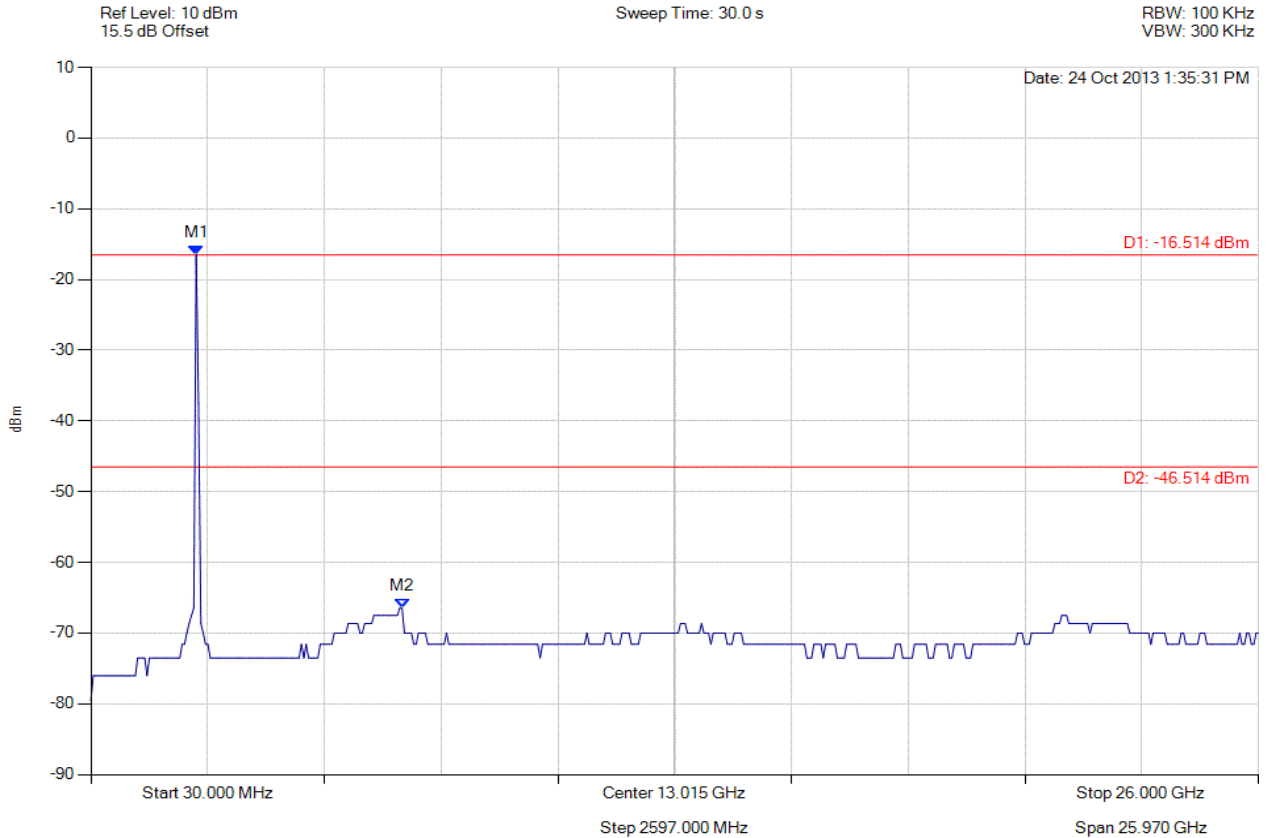


**Title:** Xirrus Inc. XI-AC1300, XI-AC867  
**To:** FCC 47 CFR Part 15.247 & IC RSS-210  
**Serial #:** XIRR04-U3 Rev A  
**Issue Date:** 29th April 2014  
**Page:** 319 of 572



### CONDUCTED SPURIOUS EMISSIONS - AVERAGE

Variant: 802.11n HT-20, Channel: 2412.00 MHz, Chain a, Temp: Ambient, Voltage: 56 Vdc



| Analyser Setup   | Marker : Frequency : Amplitude                                     | Test Results                           |
|--|--|--|
| Detector = AVERAGE<br>Sweep Count = 0<br>RF Atten (dB) = 10<br>Trace Mode = VIEW | M1 : 2371.984 MHz : -16.514 dBm<br>M2 : 6951.864 MHz : -66.480 dBm | Limit: -46.51 dBm<br>Margin: -19.97 dB |

[Back to the Matrix](#)

This test report may be reproduced in full only. The document may only be updated by MiCOM Labs personnel. Any changes will be noted in the Document History section of the report.

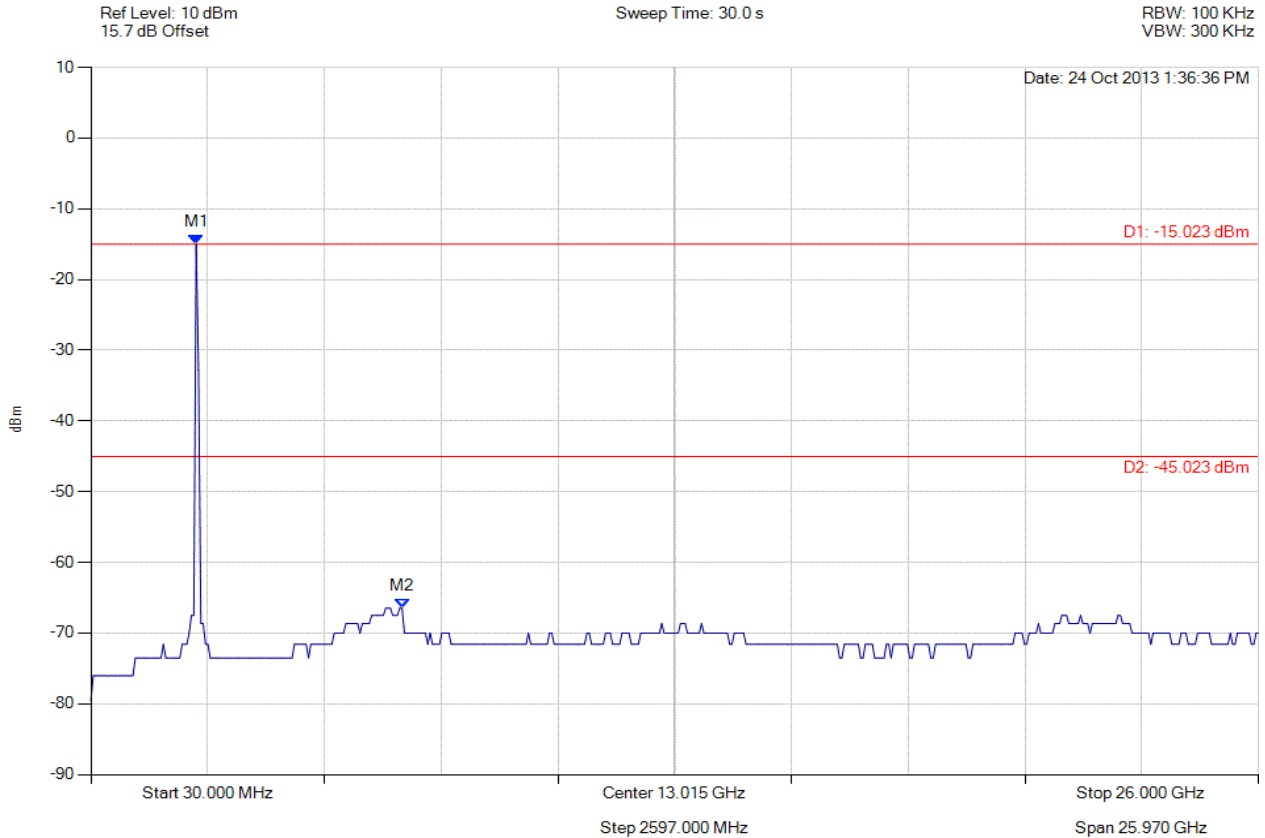


**Title:** Xirrus Inc. XI-AC1300, XI-AC867  
**To:** FCC 47 CFR Part 15.247 & IC RSS-210  
**Serial #:** XIRR04-U3 Rev A  
**Issue Date:** 29th April 2014  
**Page:** 320 of 572



**CONDUCTED SPURIOUS EMISSIONS - AVERAGE**

Variant: 802.11n HT-20, Channel: 2412.00 MHz, Chain b, Temp: Ambient, Voltage: 56 Vdc



| Analyser Setup   | Marker : Frequency : Amplitude                                     | Test Results                           |
|--|--|--|
| Detector = AVERAGE<br>Sweep Count = 0<br>RF Atten (dB) = 10<br>Trace Mode = VIEW | M1 : 2371.984 MHz : -15.023 dBm<br>M2 : 6951.864 MHz : -66.480 dBm | Limit: -45.02 dBm<br>Margin: -21.46 dB |

[Back to the Matrix](#)

This test report may be reproduced in full only. The document may only be updated by MiCOM Labs personnel. Any changes will be noted in the Document History section of the report.

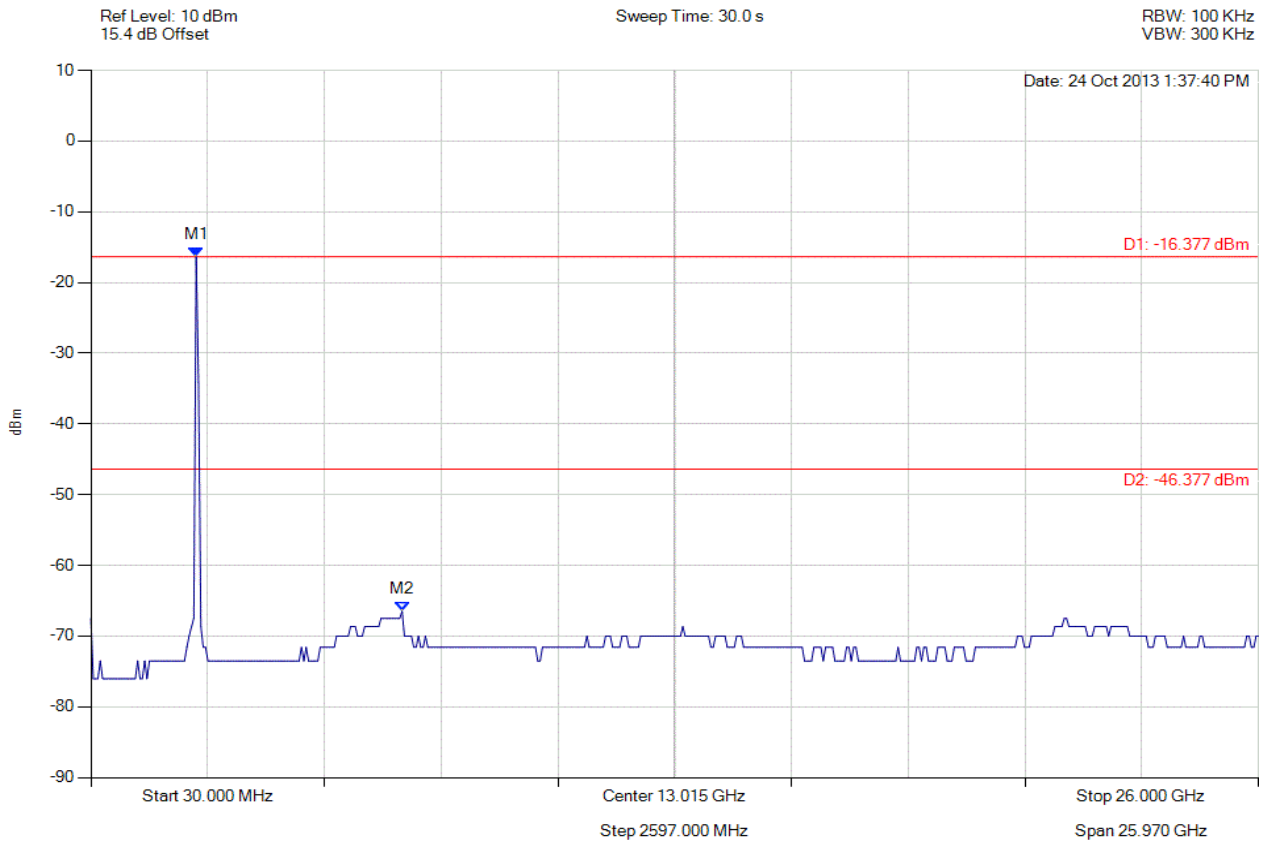


**Title:** Xirrus Inc. XI-AC1300, XI-AC867  
**To:** FCC 47 CFR Part 15.247 & IC RSS-210  
**Serial #:** XIRR04-U3 Rev A  
**Issue Date:** 29th April 2014  
**Page:** 321 of 572



### CONDUCTED SPURIOUS EMISSIONS - AVERAGE

Variant: 802.11n HT-20, Channel: 2412.00 MHz, Chain c, Temp: Ambient, Voltage: 56 Vdc



| Analyser Setup   | Marker : Frequency : Amplitude                                     | Test Results                           |
|--|--|--|
| Detector = AVERAGE<br>Sweep Count = 0<br>RF Atten (dB) = 10<br>Trace Mode = VIEW | M1 : 2371.984 MHz : -16.377 dBm<br>M2 : 6951.864 MHz : -66.480 dBm | Limit: -46.38 dBm<br>Margin: -20.10 dB |

[Back to the Matrix](#)

This test report may be reproduced in full only. The document may only be updated by MiCOM Labs personnel. Any changes will be noted in the Document History section of the report.



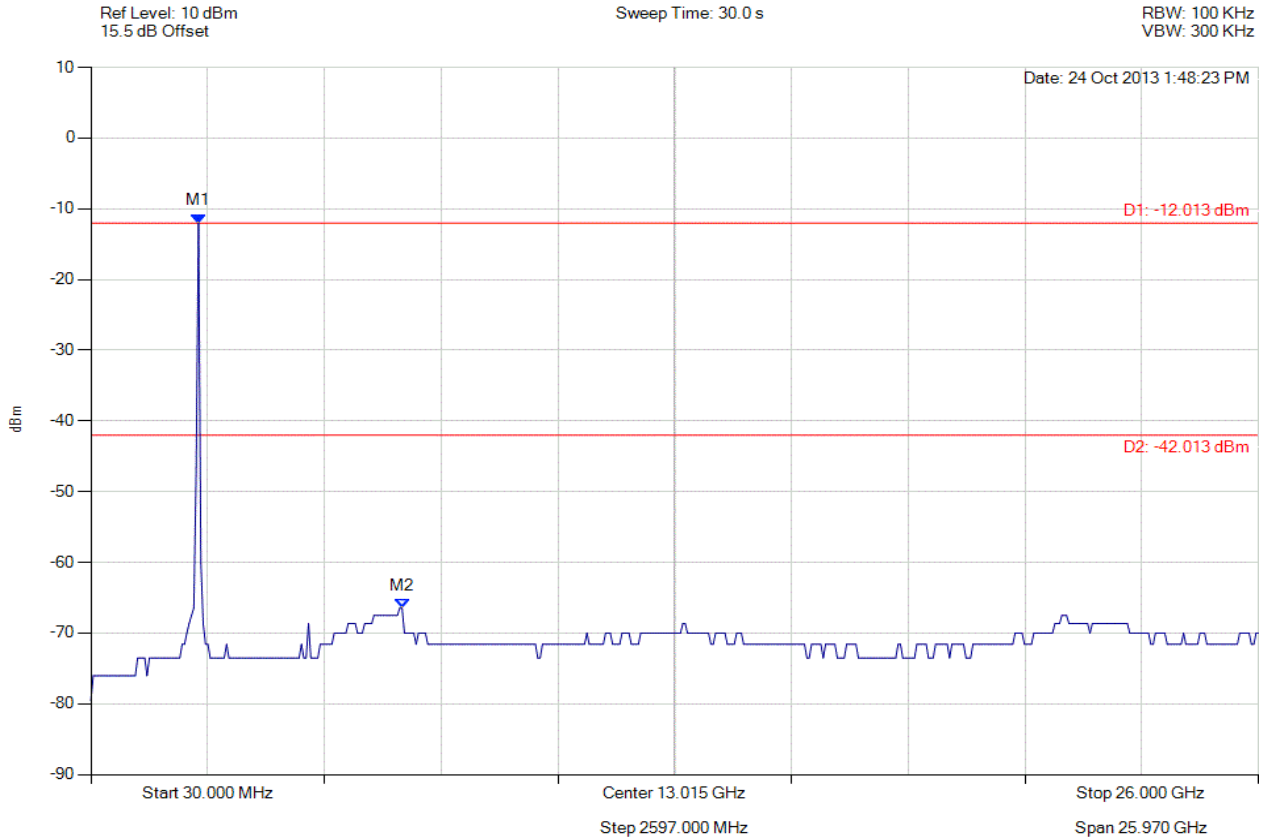


**Title:** Xirrus Inc. XI-AC1300, XI-AC867  
**To:** FCC 47 CFR Part 15.247 & IC RSS-210  
**Serial #:** XIRR04-U3 Rev A  
**Issue Date:** 29th April 2014  
**Page:** 322 of 572



### CONDUCTED SPURIOUS EMISSIONS - AVERAGE

Variant: 802.11n HT-20, Channel: 2437.00 MHz, Chain a, Temp: Ambient, Voltage: 56 Vdc



| Analyser Setup   | Marker : Frequency : Amplitude                                     | Test Results                           |
|--|--|--|
| Detector = AVERAGE<br>Sweep Count = 0<br>RF Atten (dB) = 10<br>Trace Mode = VIEW | M1 : 2424.028 MHz : -12.013 dBm<br>M2 : 6951.864 MHz : -66.480 dBm | Limit: -42.01 dBm<br>Margin: -24.47 dB |

[Back to the Matrix](#)

This test report may be reproduced in full only. The document may only be updated by MiCOM Labs personnel. Any changes will be noted in the Document History section of the report.

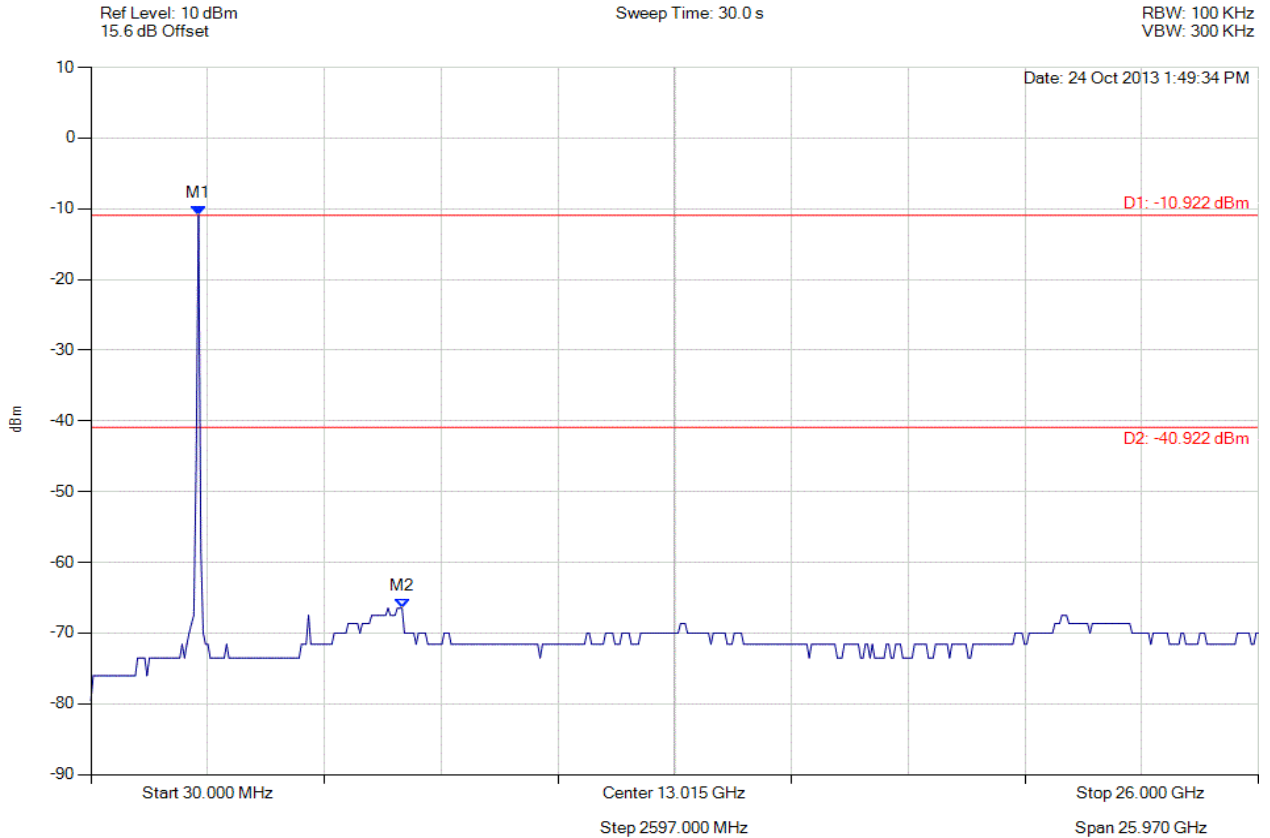


**Title:** Xirrus Inc. XI-AC1300, XI-AC867  
**To:** FCC 47 CFR Part 15.247 & IC RSS-210  
**Serial #:** XIRR04-U3 Rev A  
**Issue Date:** 29th April 2014  
**Page:** 323 of 572



### CONDUCTED SPURIOUS EMISSIONS - AVERAGE

Variant: 802.11n HT-20, Channel: 2437.00 MHz, Chain b, Temp: Ambient, Voltage: 56 Vdc



| Analyser Setup   | Marker : Frequency : Amplitude                                     | Test Results                           |
|--|--|--|
| Detector = AVERAGE<br>Sweep Count = 0<br>RF Atten (dB) = 10<br>Trace Mode = VIEW | M1 : 2424.028 MHz : -10.922 dBm<br>M2 : 6951.864 MHz : -66.480 dBm | Limit: -40.92 dBm<br>Margin: -25.56 dB |

[Back to the Matrix](#)

This test report may be reproduced in full only. The document may only be updated by MiCOM Labs personnel. Any changes will be noted in the Document History section of the report.

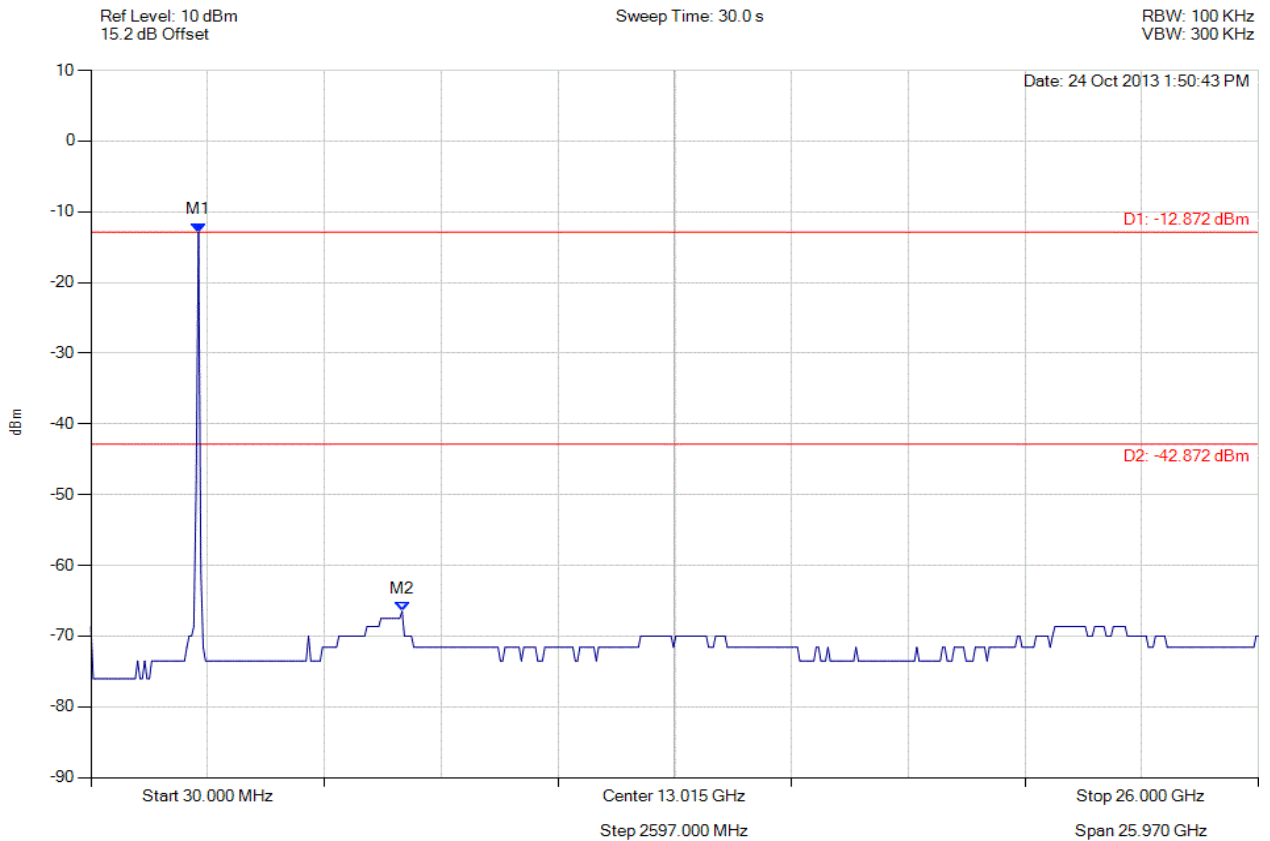


**Title:** Xirrus Inc. XI-AC1300, XI-AC867  
**To:** FCC 47 CFR Part 15.247 & IC RSS-210  
**Serial #:** XIRR04-U3 Rev A  
**Issue Date:** 29th April 2014  
**Page:** 324 of 572



### CONDUCTED SPURIOUS EMISSIONS - AVERAGE

Variant: 802.11n HT-20, Channel: 2437.00 MHz, Chain c, Temp: Ambient, Voltage: 56 Vdc



| Analyser Setup   | Marker : Frequency : Amplitude                                     | Test Results                           |
|--|--|--|
| Detector = AVERAGE<br>Sweep Count = 0<br>RF Atten (dB) = 10<br>Trace Mode = VIEW | M1 : 2424.028 MHz : -12.872 dBm<br>M2 : 6951.864 MHz : -66.480 dBm | Limit: -42.87 dBm<br>Margin: -23.61 dB |

[Back to the Matrix](#)

This test report may be reproduced in full only. The document may only be updated by MiCOM Labs personnel. Any changes will be noted in the Document History section of the report.

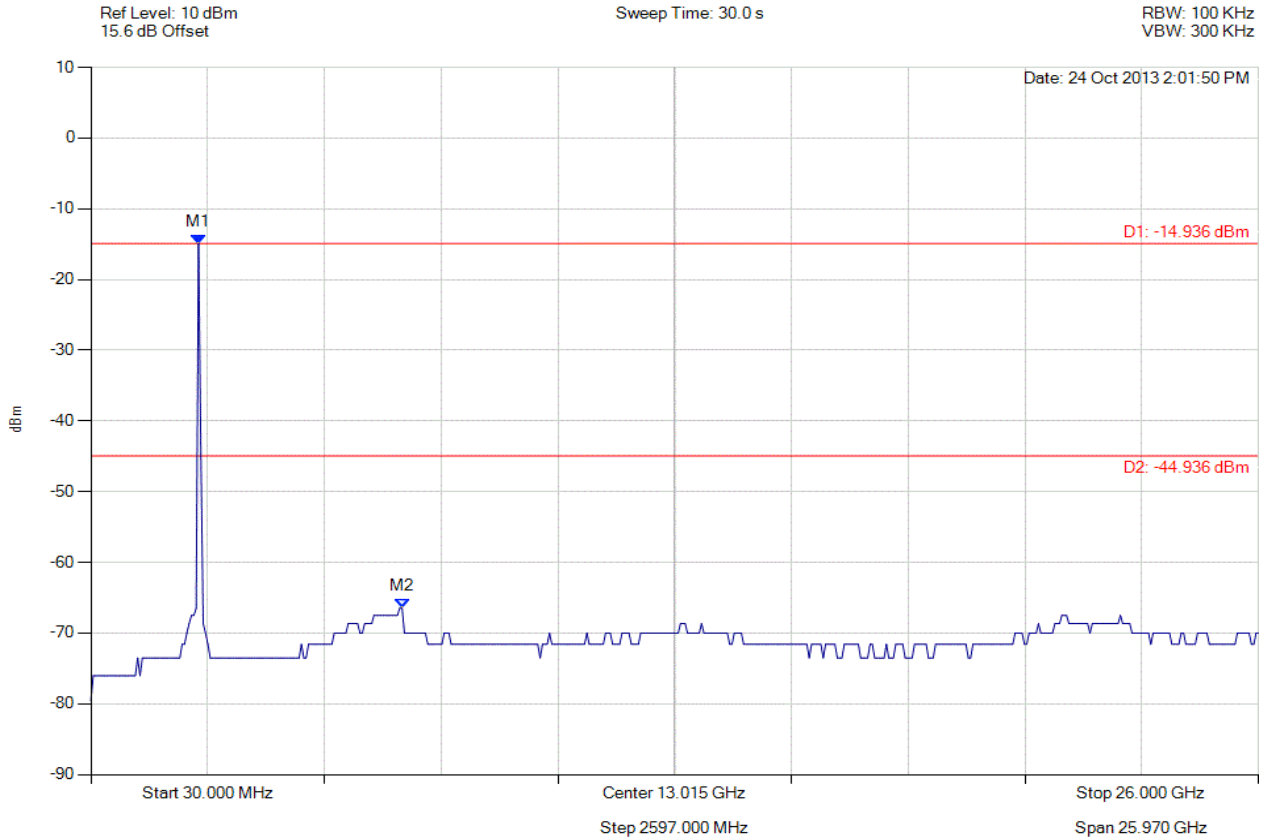


**Title:** Xirrus Inc. XI-AC1300, XI-AC867  
**To:** FCC 47 CFR Part 15.247 & IC RSS-210  
**Serial #:** XIRR04-U3 Rev A  
**Issue Date:** 29th April 2014  
**Page:** 325 of 572



### CONDUCTED SPURIOUS EMISSIONS - AVERAGE

Variant: 802.11n HT-20, Channel: 2462.00 MHz, Chain a, Temp: Ambient, Voltage: 56 Vdc



| Analyser Setup   | Marker : Frequency : Amplitude                                     | Test Results                           |
|--|--|--|
| Detector = AVERAGE<br>Sweep Count = 0<br>RF Atten (dB) = 10<br>Trace Mode = VIEW | M1 : 2424.028 MHz : -14.936 dBm<br>M2 : 6951.864 MHz : -66.480 dBm | Limit: -44.94 dBm<br>Margin: -21.54 dB |

[Back to the Matrix](#)

This test report may be reproduced in full only. The document may only be updated by MiCOM Labs personnel. Any changes will be noted in the Document History section of the report.

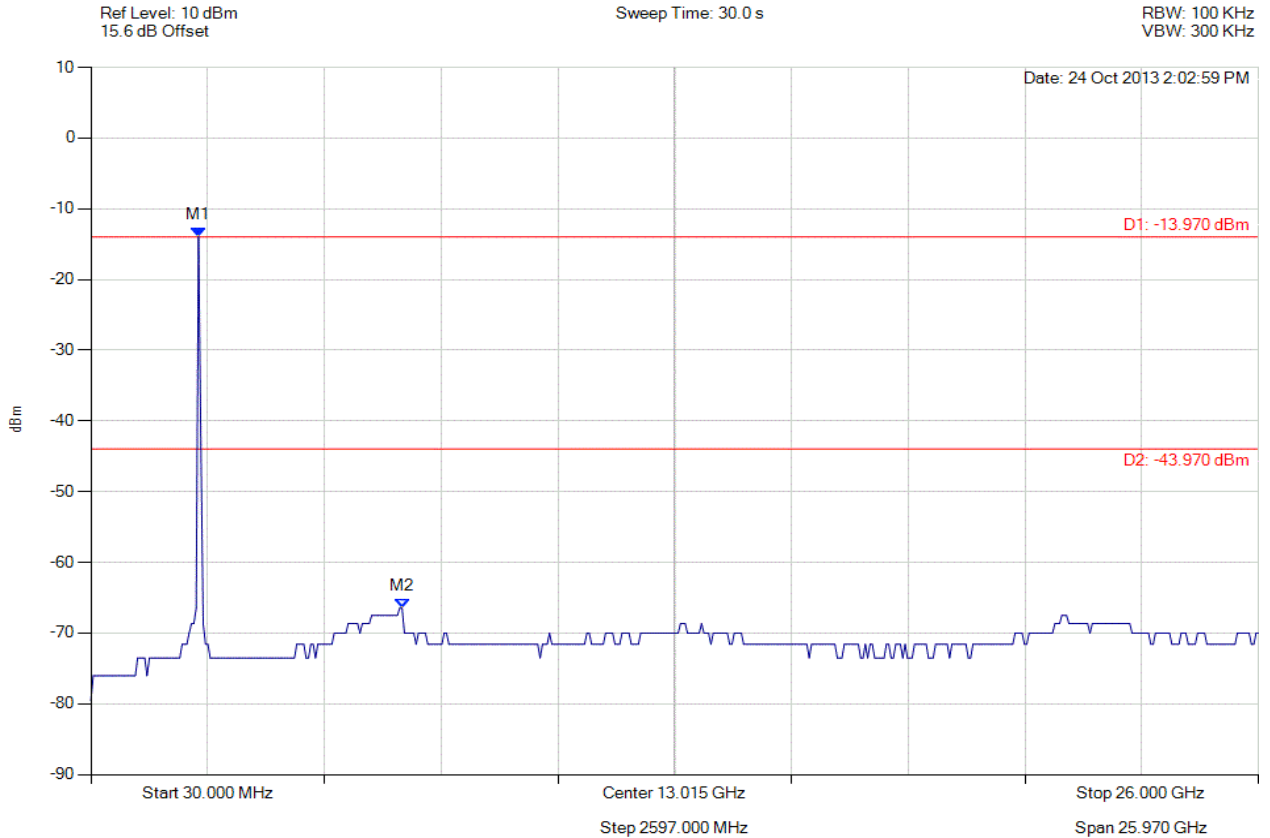


**Title:** Xirrus Inc. XI-AC1300, XI-AC867  
**To:** FCC 47 CFR Part 15.247 & IC RSS-210  
**Serial #:** XIRR04-U3 Rev A  
**Issue Date:** 29th April 2014  
**Page:** 326 of 572



### CONDUCTED SPURIOUS EMISSIONS - AVERAGE

Variant: 802.11n HT-20, Channel: 2462.00 MHz, Chain b, Temp: Ambient, Voltage: 56 Vdc



| Analyser Setup   | Marker : Frequency : Amplitude                                     | Test Results                           |
|--|--|--|
| Detector = AVERAGE<br>Sweep Count = 0<br>RF Atten (dB) = 10<br>Trace Mode = VIEW | M1 : 2424.028 MHz : -13.970 dBm<br>M2 : 6951.864 MHz : -66.480 dBm | Limit: -43.97 dBm<br>Margin: -22.51 dB |

[Back to the Matrix](#)

This test report may be reproduced in full only. The document may only be updated by MiCOM Labs personnel. Any changes will be noted in the Document History section of the report.

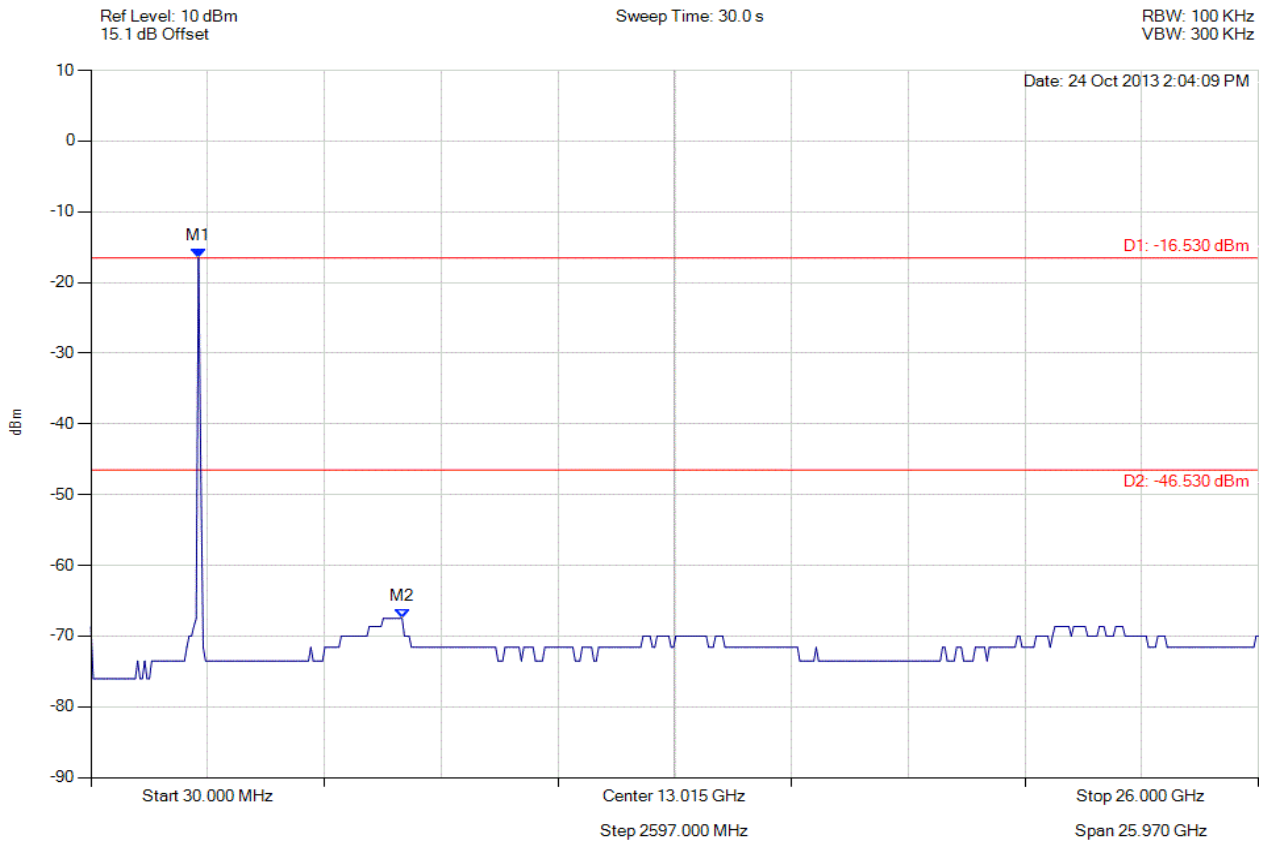


**Title:** Xirrus Inc. XI-AC1300, XI-AC867  
**To:** FCC 47 CFR Part 15.247 & IC RSS-210  
**Serial #:** XIRR04-U3 Rev A  
**Issue Date:** 29th April 2014  
**Page:** 327 of 572



### CONDUCTED SPURIOUS EMISSIONS - AVERAGE

Variant: 802.11n HT-20, Channel: 2462.00 MHz, Chain c, Temp: Ambient, Voltage: 56 Vdc



| Analyser Setup   | Marker : Frequency : Amplitude                                     | Test Results                           |
|--|--|--|
| Detector = AVERAGE<br>Sweep Count = 0<br>RF Atten (dB) = 10<br>Trace Mode = VIEW | M1 : 2424.028 MHz : -16.530 dBm<br>M2 : 6951.864 MHz : -67.504 dBm | Limit: -46.53 dBm<br>Margin: -20.97 dB |

[Back to the Matrix](#)

This test report may be reproduced in full only. The document may only be updated by MiCOM Labs personnel. Any changes will be noted in the Document History section of the report.

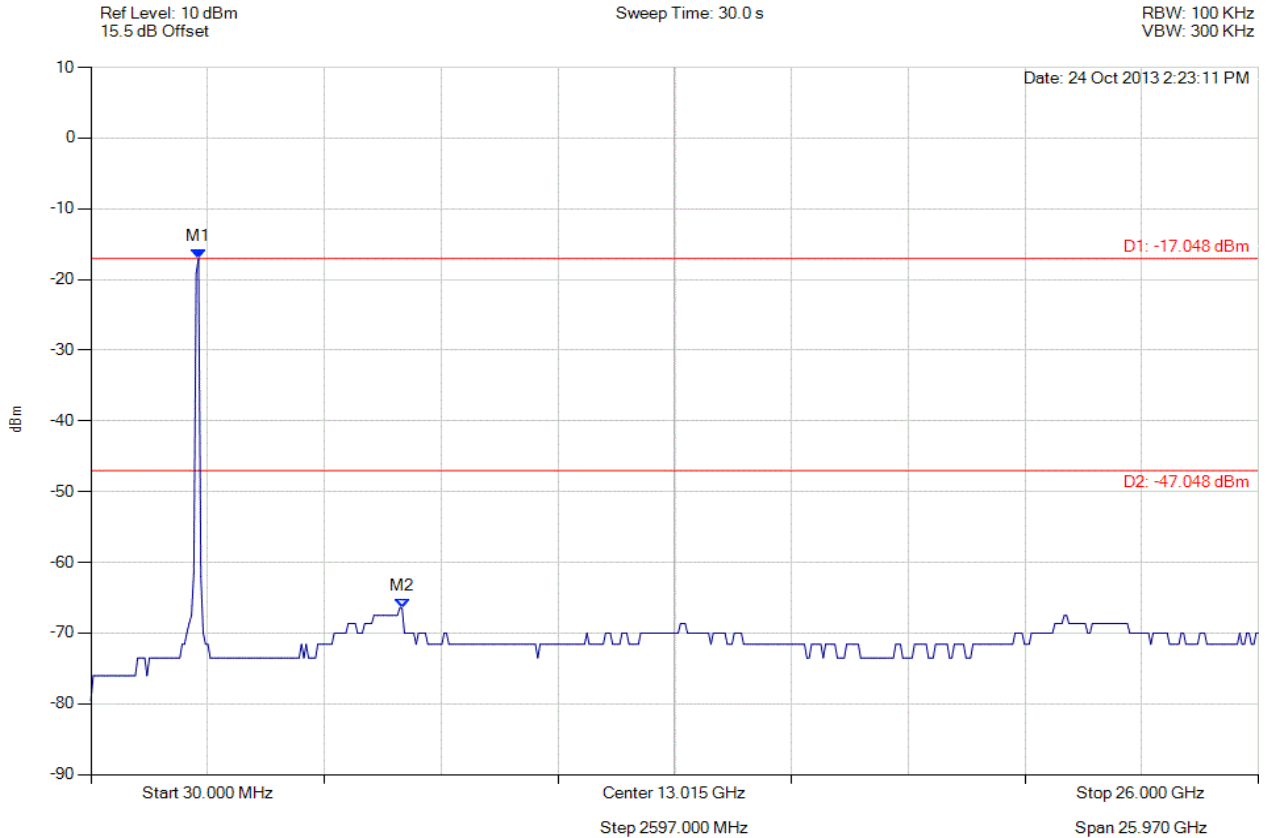


**Title:** Xirrus Inc. XI-AC1300, XI-AC867  
**To:** FCC 47 CFR Part 15.247 & IC RSS-210  
**Serial #:** XIRR04-U3 Rev A  
**Issue Date:** 29th April 2014  
**Page:** 328 of 572



### CONDUCTED SPURIOUS EMISSIONS - AVERAGE

Variant: 802.11n HT-40, Channel: 2422.00 MHz, Chain a, Temp: Ambient, Voltage: 56 Vdc



| Analyser Setup   | Marker : Frequency : Amplitude                                     | Test Results                           |
|--|--|--|
| Detector = AVERAGE<br>Sweep Count = 0<br>RF Atten (dB) = 10<br>Trace Mode = VIEW | M1 : 2424.028 MHz : -17.048 dBm<br>M2 : 6951.864 MHz : -66.480 dBm | Limit: -47.05 dBm<br>Margin: -19.43 dB |

[Back to the Matrix](#)

This test report may be reproduced in full only. The document may only be updated by MiCOM Labs personnel. Any changes will be noted in the Document History section of the report.

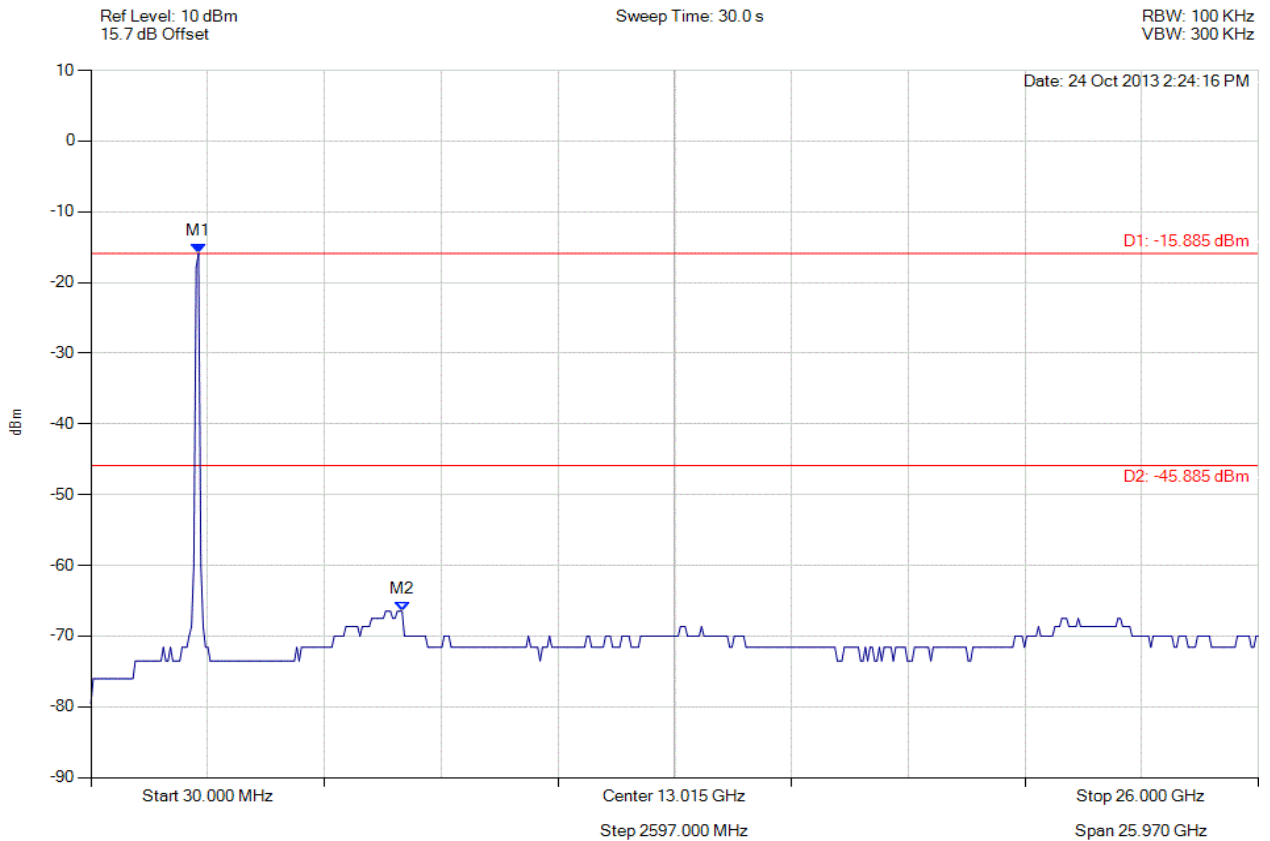


**Title:** Xirrus Inc. XI-AC1300, XI-AC867  
**To:** FCC 47 CFR Part 15.247 & IC RSS-210  
**Serial #:** XIRR04-U3 Rev A  
**Issue Date:** 29th April 2014  
**Page:** 329 of 572



### CONDUCTED SPURIOUS EMISSIONS - AVERAGE

Variant: 802.11n HT-40, Channel: 2422.00 MHz, Chain b, Temp: Ambient, Voltage: 56 Vdc



| Analyser Setup   | Marker : Frequency : Amplitude                                     | Test Results                           |
|--|--|--|
| Detector = AVERAGE<br>Sweep Count = 0<br>RF Atten (dB) = 10<br>Trace Mode = VIEW | M1 : 2424.028 MHz : -15.885 dBm<br>M2 : 6951.864 MHz : -66.480 dBm | Limit: -45.89 dBm<br>Margin: -20.59 dB |

[Back to the Matrix](#)

This test report may be reproduced in full only. The document may only be updated by MiCOM Labs personnel. Any changes will be noted in the Document History section of the report.



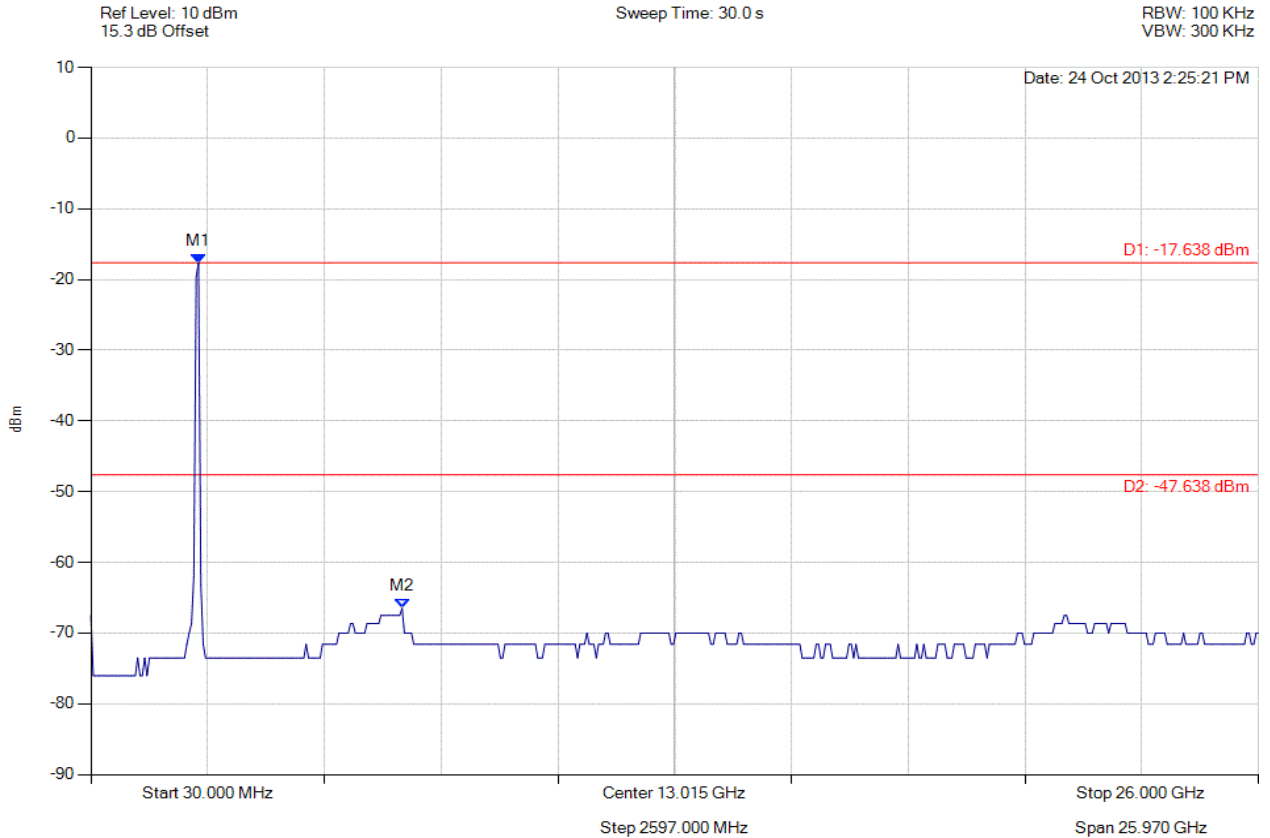


**Title:** Xirrus Inc. XI-AC1300, XI-AC867  
**To:** FCC 47 CFR Part 15.247 & IC RSS-210  
**Serial #:** XIRR04-U3 Rev A  
**Issue Date:** 29th April 2014  
**Page:** 330 of 572



### CONDUCTED SPURIOUS EMISSIONS - AVERAGE

Variant: 802.11n HT-40, Channel: 2422.00 MHz, Chain c, Temp: Ambient, Voltage: 56 Vdc



| Analyser Setup   | Marker : Frequency : Amplitude                                     | Test Results                           |
|--|--|--|
| Detector = AVERAGE<br>Sweep Count = 0<br>RF Atten (dB) = 10<br>Trace Mode = VIEW | M1 : 2424.028 MHz : -17.638 dBm<br>M2 : 6951.864 MHz : -66.480 dBm | Limit: -47.64 dBm<br>Margin: -18.84 dB |

[Back to the Matrix](#)

This test report may be reproduced in full only. The document may only be updated by MiCOM Labs personnel. Any changes will be noted in the Document History section of the report.

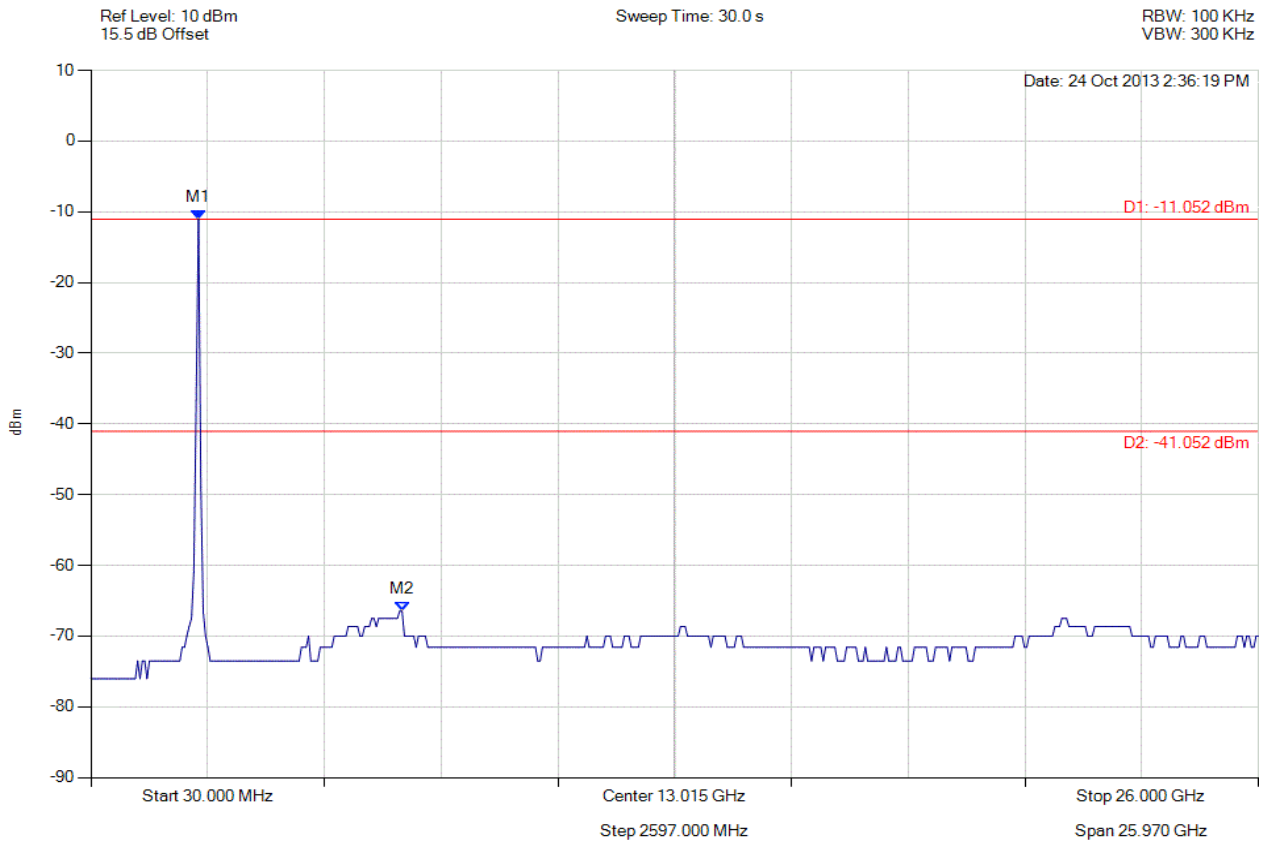


**Title:** Xirrus Inc. XI-AC1300, XI-AC867  
**To:** FCC 47 CFR Part 15.247 & IC RSS-210  
**Serial #:** XIRR04-U3 Rev A  
**Issue Date:** 29th April 2014  
**Page:** 331 of 572



### CONDUCTED SPURIOUS EMISSIONS - AVERAGE

Variant: 802.11n HT-40, Channel: 2437.00 MHz, Chain a, Temp: Ambient, Voltage: 56 Vdc



| Analyser Setup   | Marker : Frequency : Amplitude                                     | Test Results                           |
|--|--|--|
| Detector = AVERAGE<br>Sweep Count = 0<br>RF Atten (dB) = 10<br>Trace Mode = VIEW | M1 : 2424.028 MHz : -11.052 dBm<br>M2 : 6951.864 MHz : -66.480 dBm | Limit: -41.05 dBm<br>Margin: -25.43 dB |

[Back to the Matrix](#)

This test report may be reproduced in full only. The document may only be updated by MiCOM Labs personnel. Any changes will be noted in the Document History section of the report.

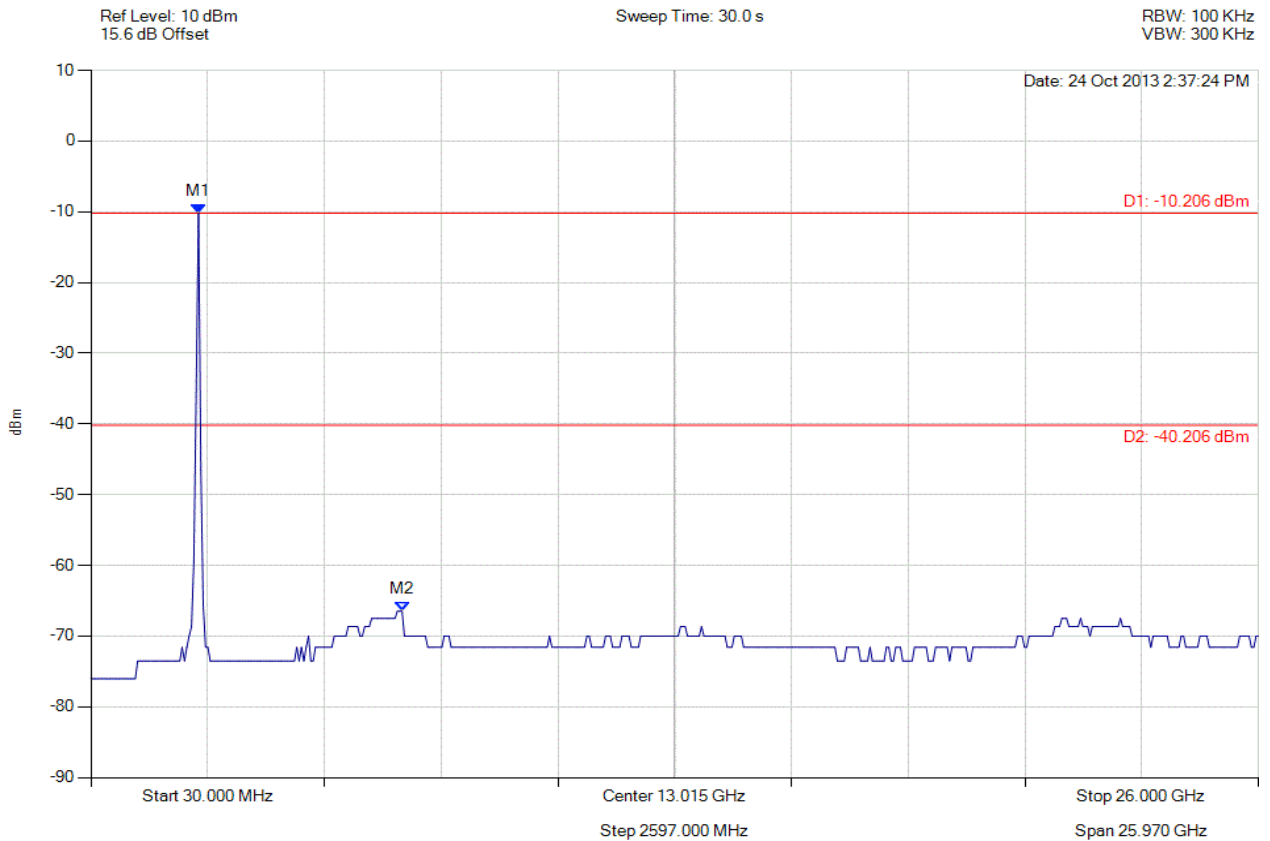


**Title:** Xirrus Inc. XI-AC1300, XI-AC867  
**To:** FCC 47 CFR Part 15.247 & IC RSS-210  
**Serial #:** XIRR04-U3 Rev A  
**Issue Date:** 29th April 2014  
**Page:** 332 of 572



### CONDUCTED SPURIOUS EMISSIONS - AVERAGE

Variant: 802.11n HT-40, Channel: 2437.00 MHz, Chain b, Temp: Ambient, Voltage: 56 Vdc



| Analyser Setup   | Marker : Frequency : Amplitude                                     | Test Results                           |
|--|--|--|
| Detector = AVERAGE<br>Sweep Count = 0<br>RF Atten (dB) = 10<br>Trace Mode = VIEW | M1 : 2424.028 MHz : -10.206 dBm<br>M2 : 6951.864 MHz : -66.480 dBm | Limit: -40.21 dBm<br>Margin: -26.27 dB |

[Back to the Matrix](#)

This test report may be reproduced in full only. The document may only be updated by MiCOM Labs personnel. Any changes will be noted in the Document History section of the report.

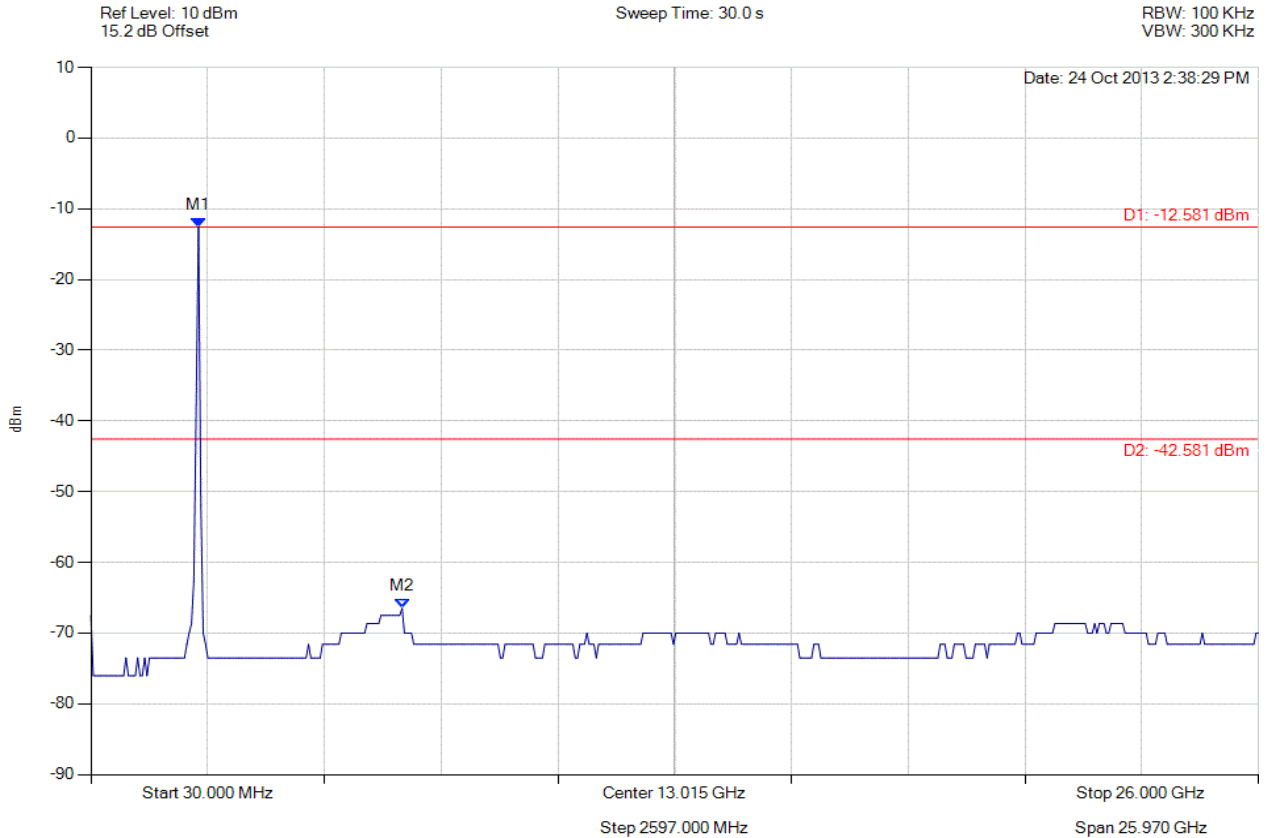


**Title:** Xirrus Inc. XI-AC1300, XI-AC867  
**To:** FCC 47 CFR Part 15.247 & IC RSS-210  
**Serial #:** XIRR04-U3 Rev A  
**Issue Date:** 29th April 2014  
**Page:** 333 of 572



### CONDUCTED SPURIOUS EMISSIONS - AVERAGE

Variant: 802.11n HT-40, Channel: 2437.00 MHz, Chain c, Temp: Ambient, Voltage: 56 Vdc



| Analyser Setup   | Marker : Frequency : Amplitude                                     | Test Results                           |
|--|--|--|
| Detector = AVERAGE<br>Sweep Count = 0<br>RF Atten (dB) = 10<br>Trace Mode = VIEW | M1 : 2424.028 MHz : -12.581 dBm<br>M2 : 6951.864 MHz : -66.480 dBm | Limit: -42.58 dBm<br>Margin: -23.90 dB |

[Back to the Matrix](#)

This test report may be reproduced in full only. The document may only be updated by MiCOM Labs personnel. Any changes will be noted in the Document History section of the report.

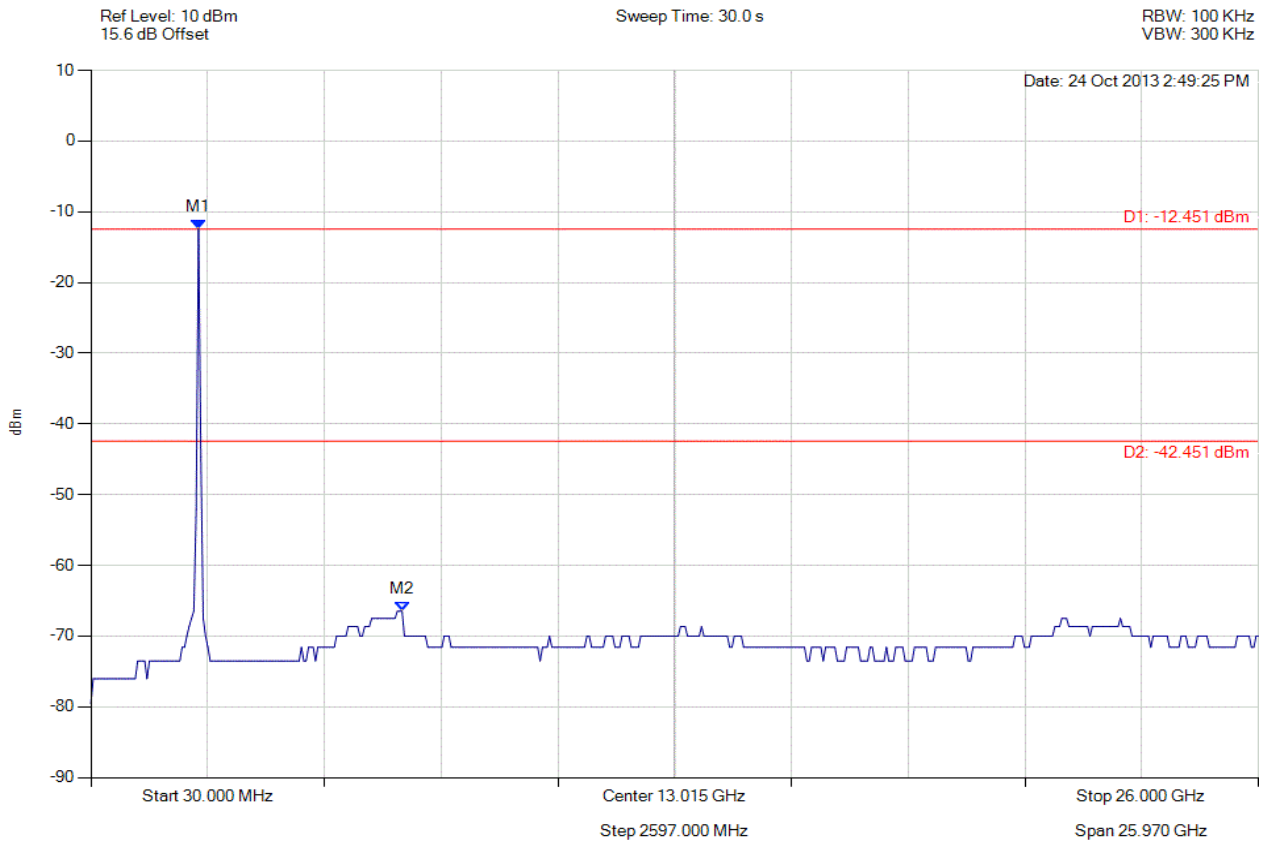


**Title:** Xirrus Inc. XI-AC1300, XI-AC867  
**To:** FCC 47 CFR Part 15.247 & IC RSS-210  
**Serial #:** XIRR04-U3 Rev A  
**Issue Date:** 29th April 2014  
**Page:** 334 of 572



### CONDUCTED SPURIOUS EMISSIONS - AVERAGE

Variant: 802.11n HT-40, Channel: 2452.00 MHz, Chain a, Temp: Ambient, Voltage: 56 Vdc



| Analyser Setup   | Marker : Frequency : Amplitude                                     | Test Results                           |
|--|--|--|
| Detector = AVERAGE<br>Sweep Count = 0<br>RF Atten (dB) = 10<br>Trace Mode = VIEW | M1 : 2424.028 MHz : -12.451 dBm<br>M2 : 6951.864 MHz : -66.480 dBm | Limit: -42.45 dBm<br>Margin: -24.03 dB |

[Back to the Matrix](#)

This test report may be reproduced in full only. The document may only be updated by MiCOM Labs personnel. Any changes will be noted in the Document History section of the report.

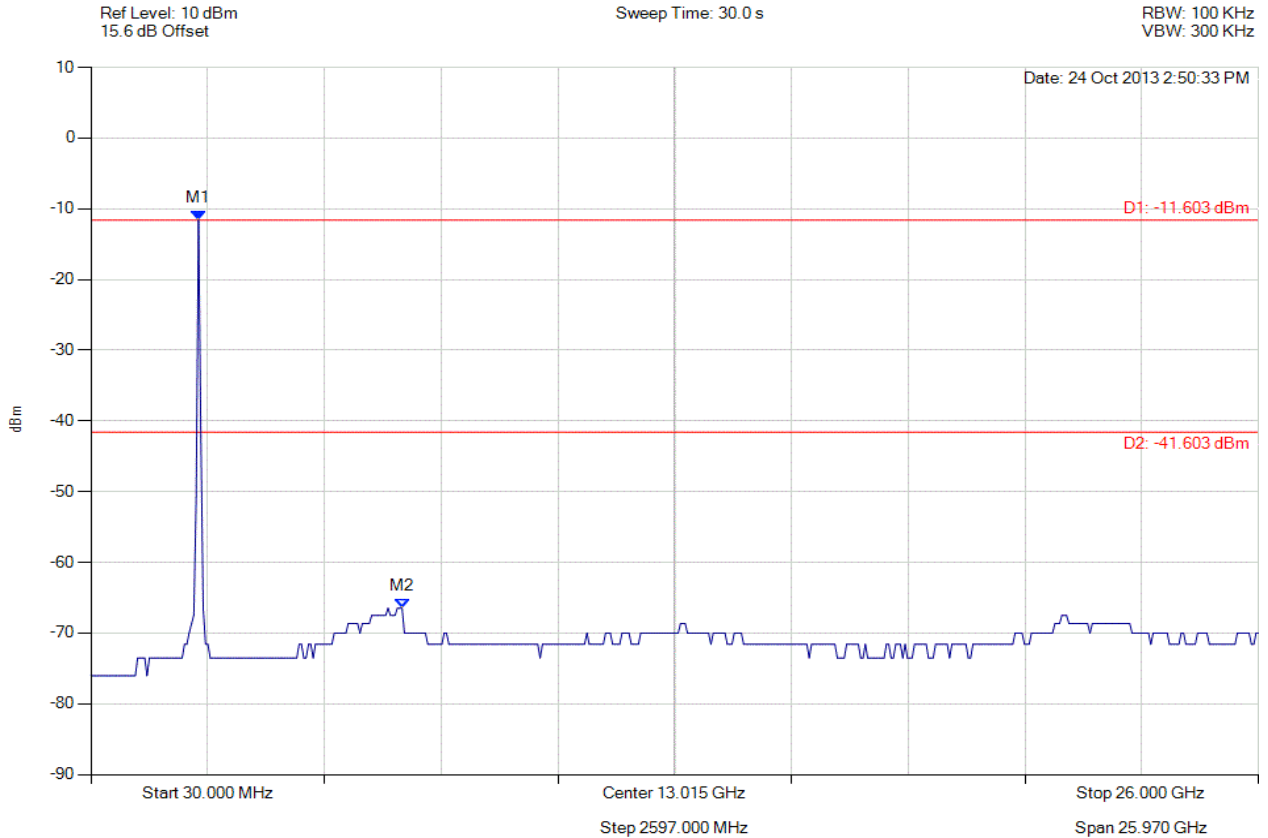


**Title:** Xirrus Inc. XI-AC1300, XI-AC867  
**To:** FCC 47 CFR Part 15.247 & IC RSS-210  
**Serial #:** XIRR04-U3 Rev A  
**Issue Date:** 29th April 2014  
**Page:** 335 of 572



### CONDUCTED SPURIOUS EMISSIONS - AVERAGE

Variant: 802.11n HT-40, Channel: 2452.00 MHz, Chain b, Temp: Ambient, Voltage: 56 Vdc



| Analyser Setup   | Marker : Frequency : Amplitude                                     | Test Results                           |
|--|--|--|
| Detector = AVERAGE<br>Sweep Count = 0<br>RF Atten (dB) = 10<br>Trace Mode = VIEW | M1 : 2424.028 MHz : -11.603 dBm<br>M2 : 6951.864 MHz : -66.480 dBm | Limit: -41.60 dBm<br>Margin: -24.88 dB |

[Back to the Matrix](#)

This test report may be reproduced in full only. The document may only be updated by MiCOM Labs personnel. Any changes will be noted in the Document History section of the report.

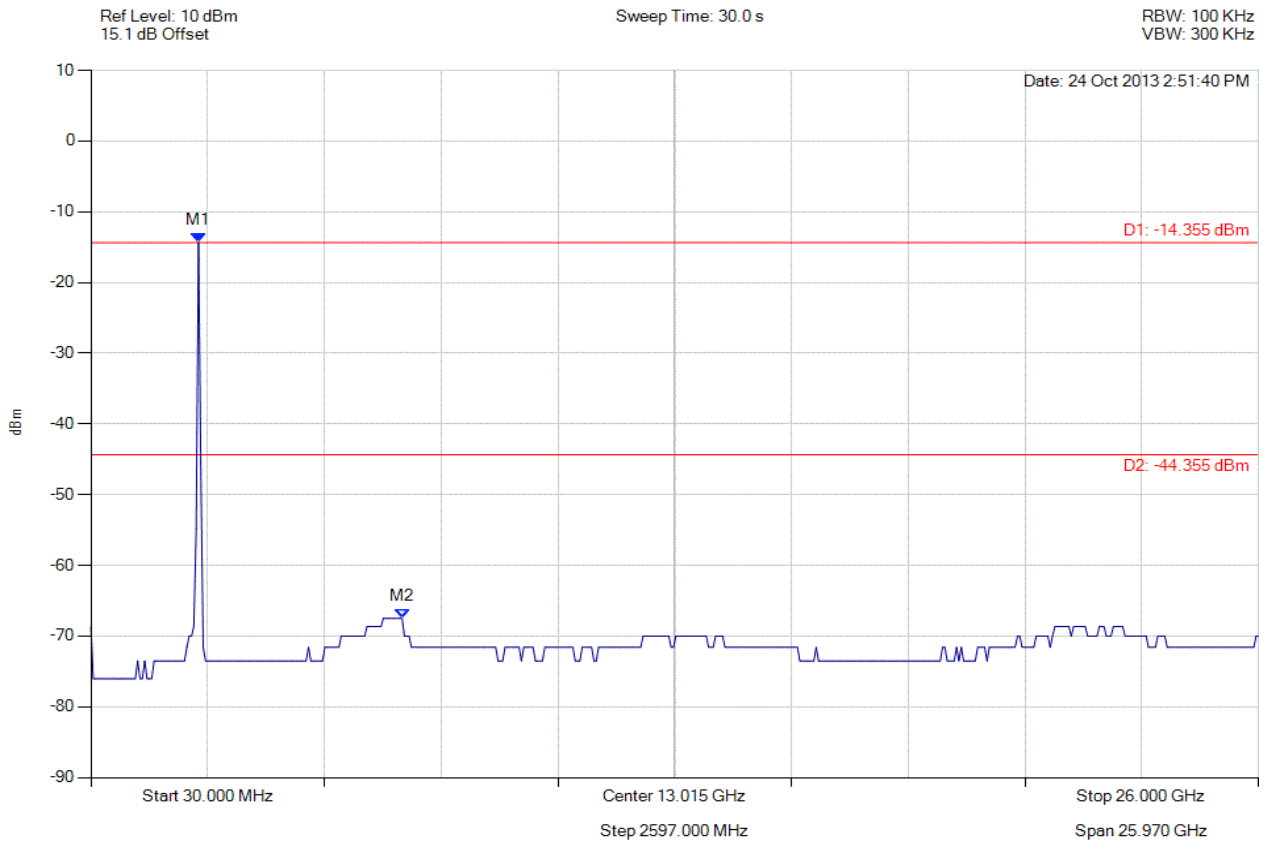


**Title:** Xirrus Inc. XI-AC1300, XI-AC867  
**To:** FCC 47 CFR Part 15.247 & IC RSS-210  
**Serial #:** XIRR04-U3 Rev A  
**Issue Date:** 29th April 2014  
**Page:** 336 of 572



### CONDUCTED SPURIOUS EMISSIONS - AVERAGE

Variant: 802.11n HT-40, Channel: 2452.00 MHz, Chain c, Temp: Ambient, Voltage: 56 Vdc



| Analyser Setup   | Marker : Frequency : Amplitude                                     | Test Results                           |
|--|--|--|
| Detector = AVERAGE<br>Sweep Count = 0<br>RF Atten (dB) = 10<br>Trace Mode = VIEW | M1 : 2424.028 MHz : -14.355 dBm<br>M2 : 6951.864 MHz : -67.504 dBm | Limit: -44.36 dBm<br>Margin: -23.14 dB |

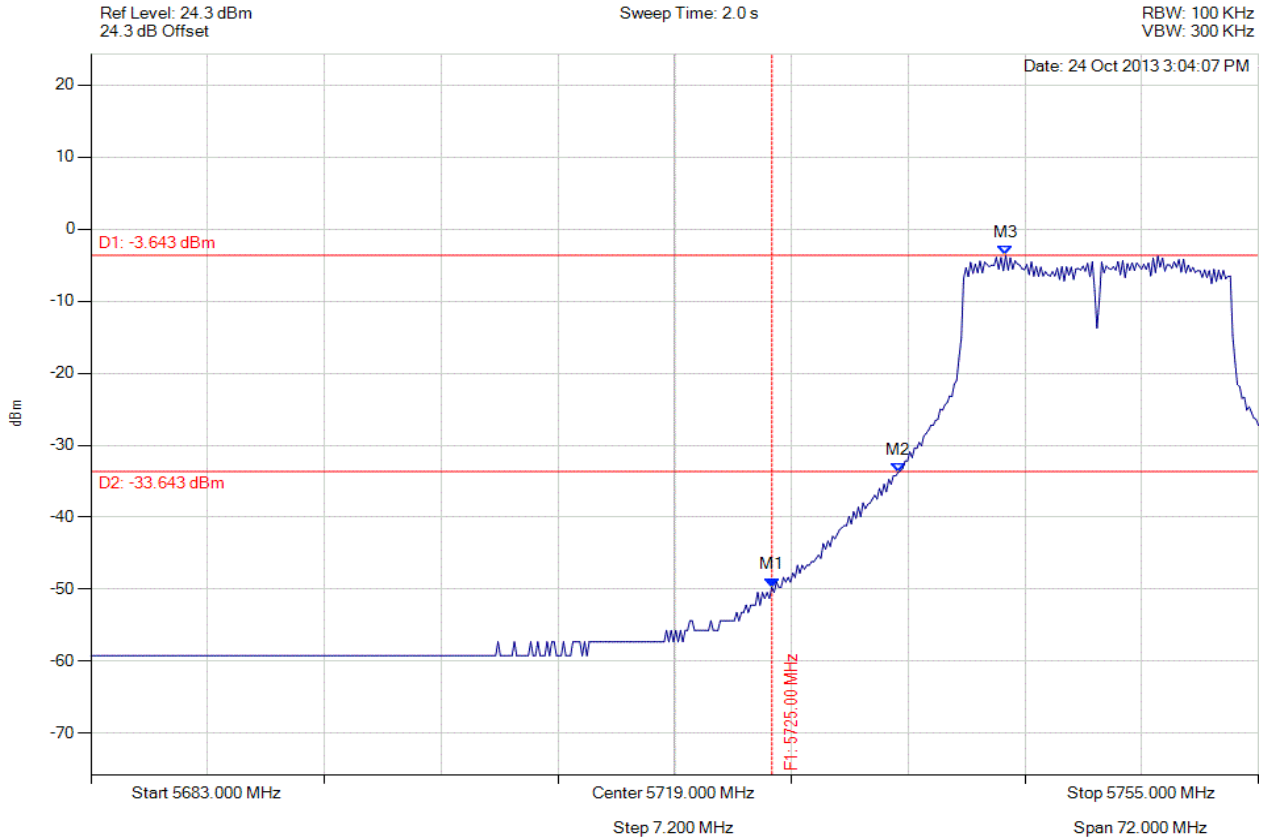
[Back to the Matrix](#)

This test report may be reproduced in full only. The document may only be updated by MiCOM Labs personnel. Any changes will be noted in the Document History section of the report.



**CONDUCTED LOW BAND-EDGE EMISSIONS - AVERAGE**

Variant: 802.11a, Channel: 5745.00 MHz, Chain a, Temp: Ambient, Voltage: 56 Vdc



| Analyser Setup   | Marker : Frequency : Amplitude   | Test Results                   |
|--|--|--------------------------------|
| Detector = AVERAGE<br>Sweep Count = 0<br>RF Atten (dB) = 10<br>Trace Mode = VIEW | M1 : 5725.000 MHz : -49.682 dBm<br>M2 : 5732.780 MHz : -33.764 dBm<br>M3 : 5739.417 MHz : -3.643 dBm | Channel Frequency: 5745.00 MHz |

[Back to the Matrix](#)

This test report may be reproduced in full only. The document may only be updated by MiCOM Labs personnel. Any changes will be noted in the Document History section of the report.



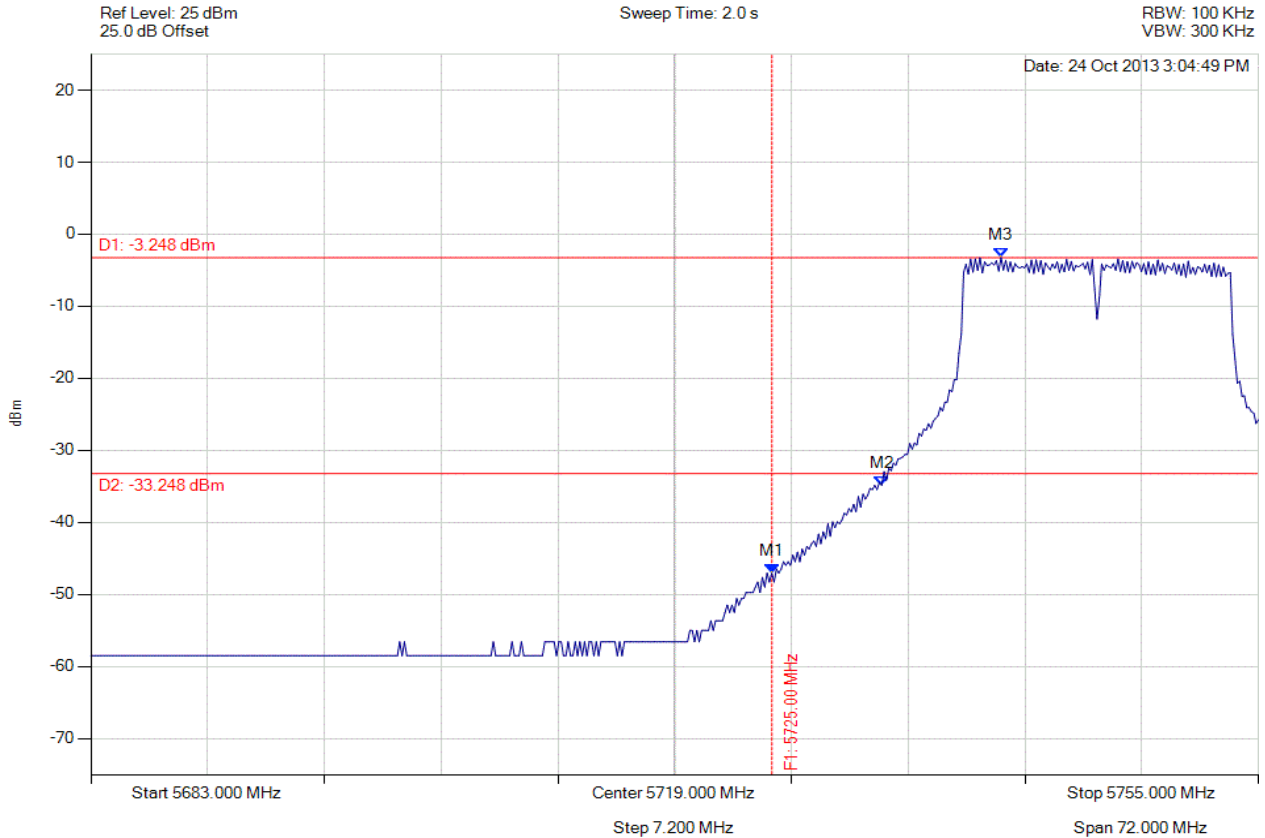


**Title:** Xirrus Inc. XI-AC1300, XI-AC867  
**To:** FCC 47 CFR Part 15.247 & IC RSS-210  
**Serial #:** XIRR04-U3 Rev A  
**Issue Date:** 29th April 2014  
**Page:** 338 of 572



### CONDUCTED LOW BAND-EDGE EMISSIONS - AVERAGE

Variant: 802.11a, Channel: 5745.00 MHz, Chain b, Temp: Ambient, Voltage: 56 Vdc



| Analyser Setup   | Marker : Frequency : Amplitude   | Test Results                   |
|--|--|--------------------------------|
| Detector = AVERAGE<br>Sweep Count = 0<br>RF Atten (dB) = 10<br>Trace Mode = VIEW | M1 : 5725.000 MHz : -47.044 dBm<br>M2 : 5731.770 MHz : -34.859 dBm<br>M3 : 5739.128 MHz : -3.248 dBm | Channel Frequency: 5745.00 MHz |

[Back to the Matrix](#)

This test report may be reproduced in full only. The document may only be updated by MiCOM Labs personnel. Any changes will be noted in the Document History section of the report.

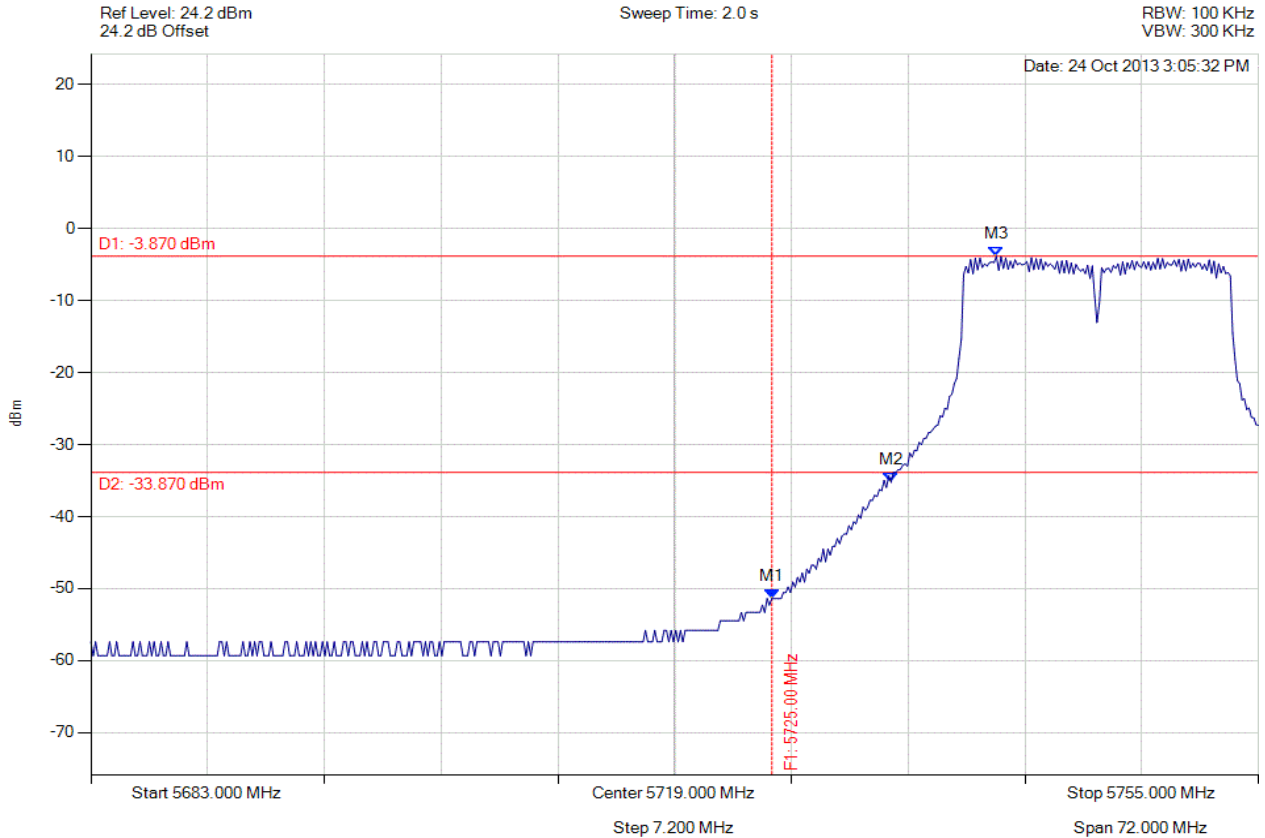


**Title:** Xirrus Inc. XI-AC1300, XI-AC867  
**To:** FCC 47 CFR Part 15.247 & IC RSS-210  
**Serial #:** XIRR04-U3 Rev A  
**Issue Date:** 29th April 2014  
**Page:** 339 of 572



### CONDUCTED LOW BAND-EDGE EMISSIONS - AVERAGE

Variant: 802.11a, Channel: 5745.00 MHz, Chain c, Temp: Ambient, Voltage: 56 Vdc



| Analyser Setup   | Marker : Frequency : Amplitude   | Test Results                   |
|--|--|--------------------------------|
| Detector = AVERAGE<br>Sweep Count = 0<br>RF Atten (dB) = 10<br>Trace Mode = VIEW | M1 : 5725.000 MHz : -51.365 dBm<br>M2 : 5732.347 MHz : -35.242 dBm<br>M3 : 5738.840 MHz : -3.870 dBm | Channel Frequency: 5745.00 MHz |

[Back to the Matrix](#)

This test report may be reproduced in full only. The document may only be updated by MiCOM Labs personnel. Any changes will be noted in the Document History section of the report.

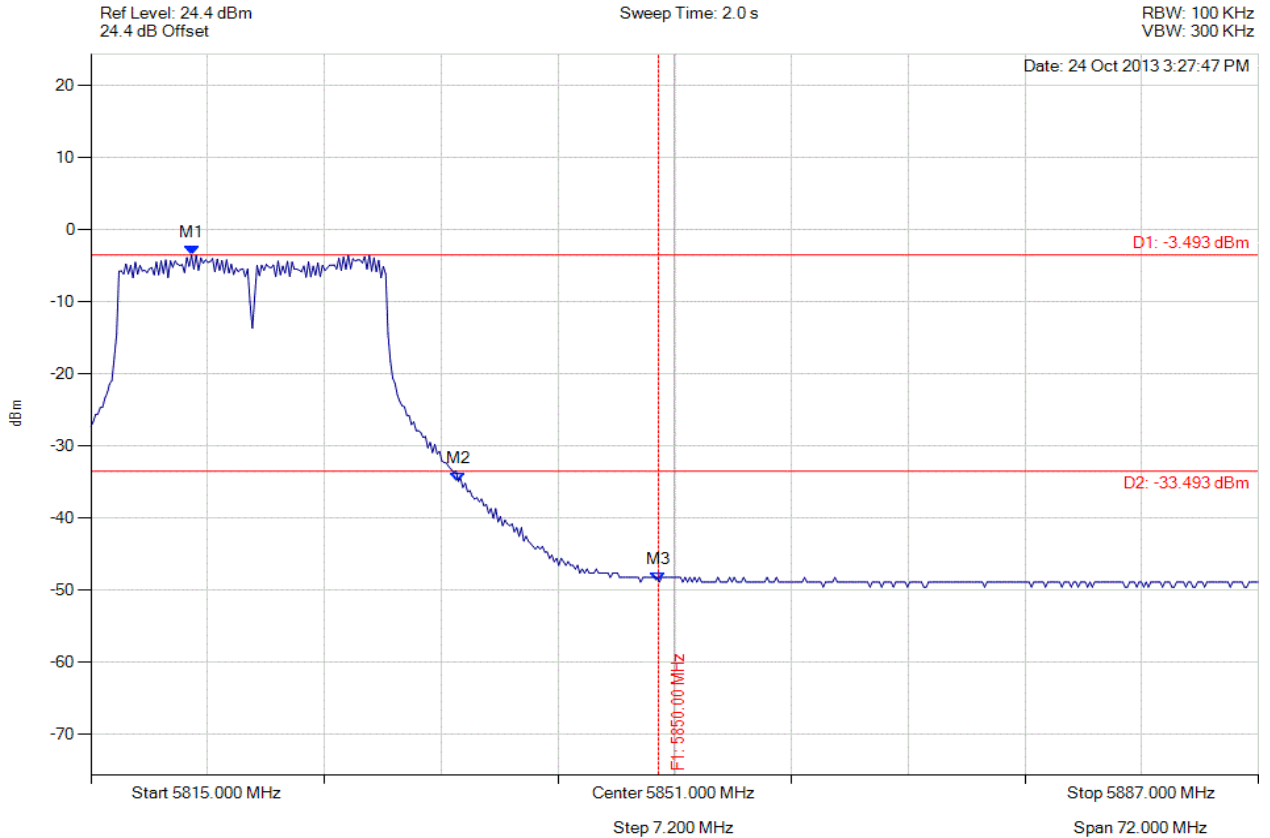


**Title:** Xirrus Inc. XI-AC1300, XI-AC867  
**To:** FCC 47 CFR Part 15.247 & IC RSS-210  
**Serial #:** XIRR04-U3 Rev A  
**Issue Date:** 29th April 2014  
**Page:** 340 of 572



### CONDUCTED HIGH BAND-EDGE EMISSIONS - AVERAGE

Variant: 802.11a, Channel: 5825.00 MHz, Chain a, Temp: Ambient, Voltage: 56 Vdc



| Analyser Setup   | Marker : Frequency : Amplitude   | Test Results                   |
|--|--|--------------------------------|
| Detector = AVERAGE<br>Sweep Count = 0<br>RF Atten (dB) = 20<br>Trace Mode = VIEW | M1 : 5821.204 MHz : -3.493 dBm<br>M2 : 5837.653 MHz : -34.907 dBm<br>M3 : 5850.000 MHz : -48.886 dBm | Channel Frequency: 5825.00 MHz |

[Back to the Matrix](#)

This test report may be reproduced in full only. The document may only be updated by MiCOM Labs personnel. Any changes will be noted in the Document History section of the report.

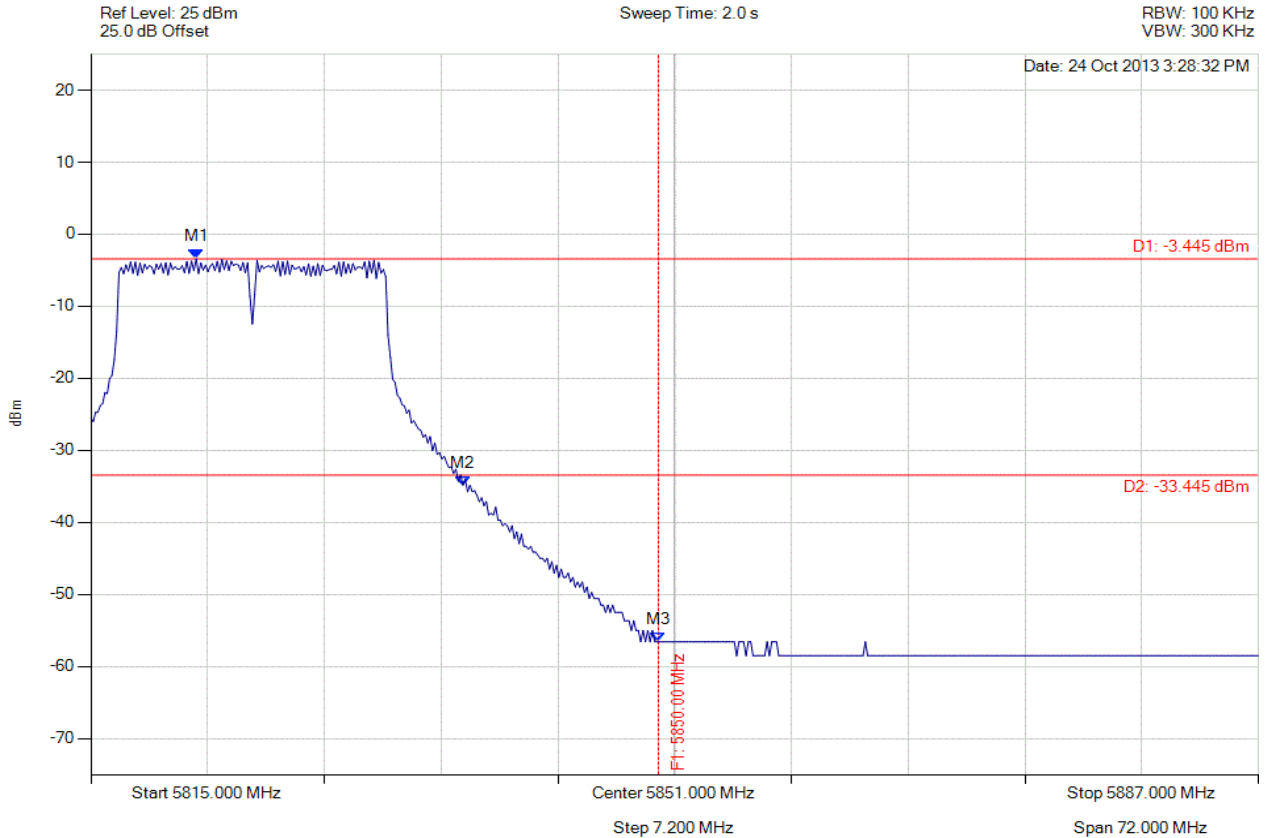


**Title:** Xirrus Inc. XI-AC1300, XI-AC867  
**To:** FCC 47 CFR Part 15.247 & IC RSS-210  
**Serial #:** XIRR04-U3 Rev A  
**Issue Date:** 29th April 2014  
**Page:** 341 of 572



### CONDUCTED HIGH BAND-EDGE EMISSIONS - AVERAGE

Variant: 802.11a, Channel: 5825.00 MHz, Chain b, Temp: Ambient, Voltage: 56 Vdc



| Analyser Setup   | Marker : Frequency : Amplitude   | Test Results                   |
|--|--|--------------------------------|
| Detector = AVERAGE<br>Sweep Count = 0<br>RF Atten (dB) = 10<br>Trace Mode = VIEW | M1 : 5821.493 MHz : -3.445 dBm<br>M2 : 5837.942 MHz : -34.859 dBm<br>M3 : 5850.000 MHz : -56.586 dBm | Channel Frequency: 5825.00 MHz |

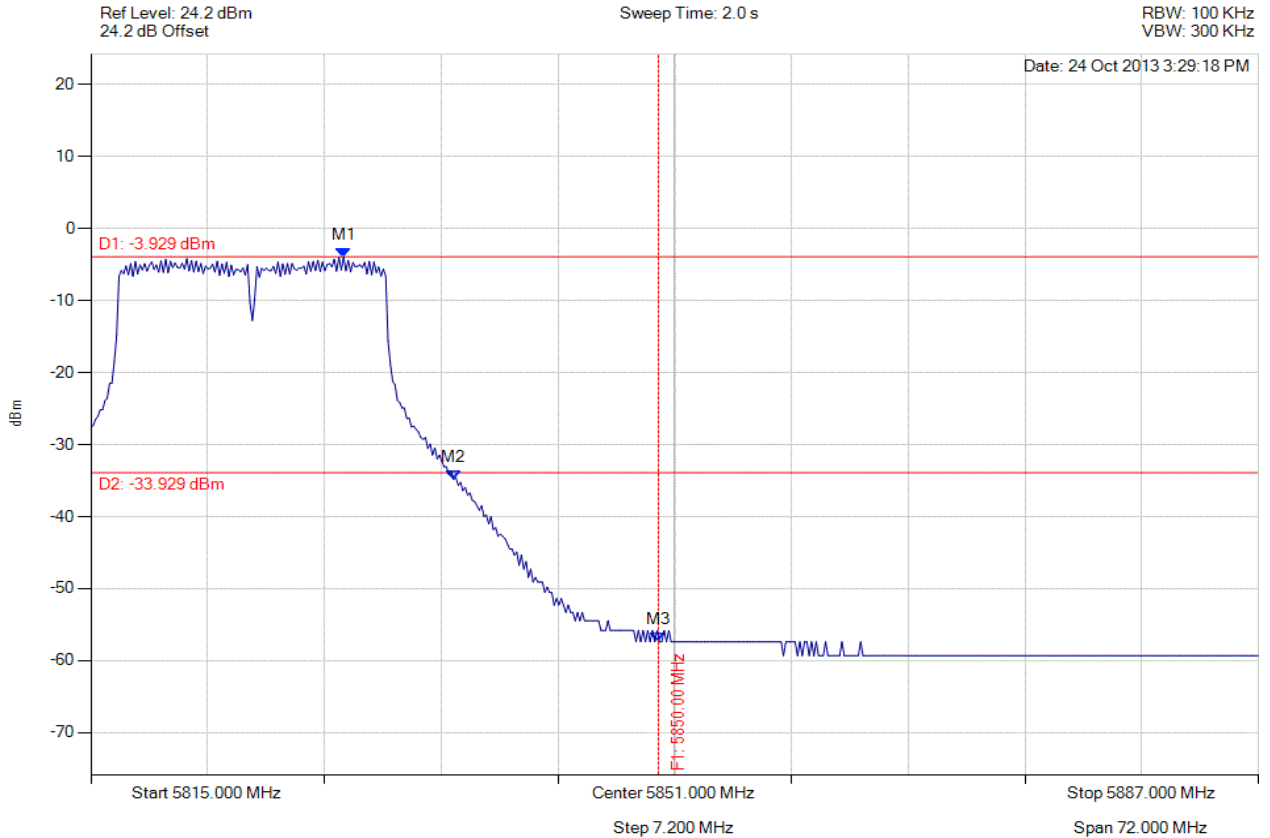
[Back to the Matrix](#)

This test report may be reproduced in full only. The document may only be updated by MiCOM Labs personnel. Any changes will be noted in the Document History section of the report.



**CONDUCTED HIGH BAND-EDGE EMISSIONS - AVERAGE**

Variant: 802.11a, Channel: 5825.00 MHz, Chain c, Temp: Ambient, Voltage: 56 Vdc



| Analyser Setup   | Marker : Frequency : Amplitude   | Test Results                   |
|--|--|--------------------------------|
| Detector = AVERAGE<br>Sweep Count = 0<br>RF Atten (dB) = 10<br>Trace Mode = VIEW | M1 : 5830.583 MHz : -3.929 dBm<br>M2 : 5837.365 MHz : -34.844 dBm<br>M3 : 5850.000 MHz : -57.386 dBm | Channel Frequency: 5825.00 MHz |

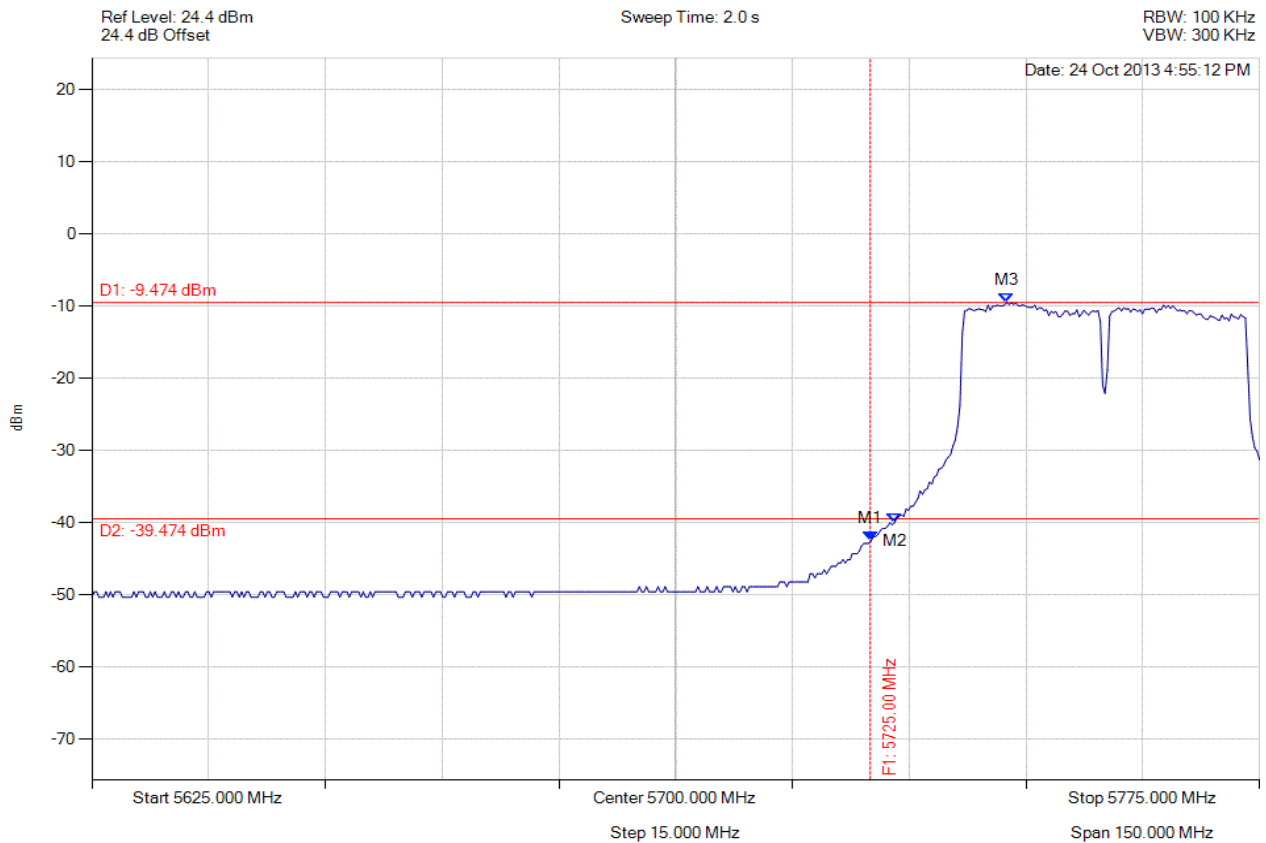
[Back to the Matrix](#)

This test report may be reproduced in full only. The document may only be updated by MiCOM Labs personnel. Any changes will be noted in the Document History section of the report.



**CONDUCTED LOW BAND-EDGE EMISSIONS - AVERAGE**

Variant: 802.11ac-40, Channel: 5755.00 MHz, Chain a, Temp: Ambient, Voltage: 56 Vdc



| Analyser Setup   | Marker : Frequency : Amplitude   | Test Results                   |
|--|--|--------------------------------|
| Detector = AVERAGE<br>Sweep Count = 0<br>RF Atten (dB) = 20<br>Trace Mode = VIEW | M1 : 5725.000 MHz : -42.538 dBm<br>M2 : 5728.106 MHz : -40.039 dBm<br>M3 : 5742.535 MHz : -9.474 dBm | Channel Frequency: 5755.00 MHz |

[Back to the Matrix](#)

This test report may be reproduced in full only. The document may only be updated by MiCOM Labs personnel. Any changes will be noted in the Document History section of the report.

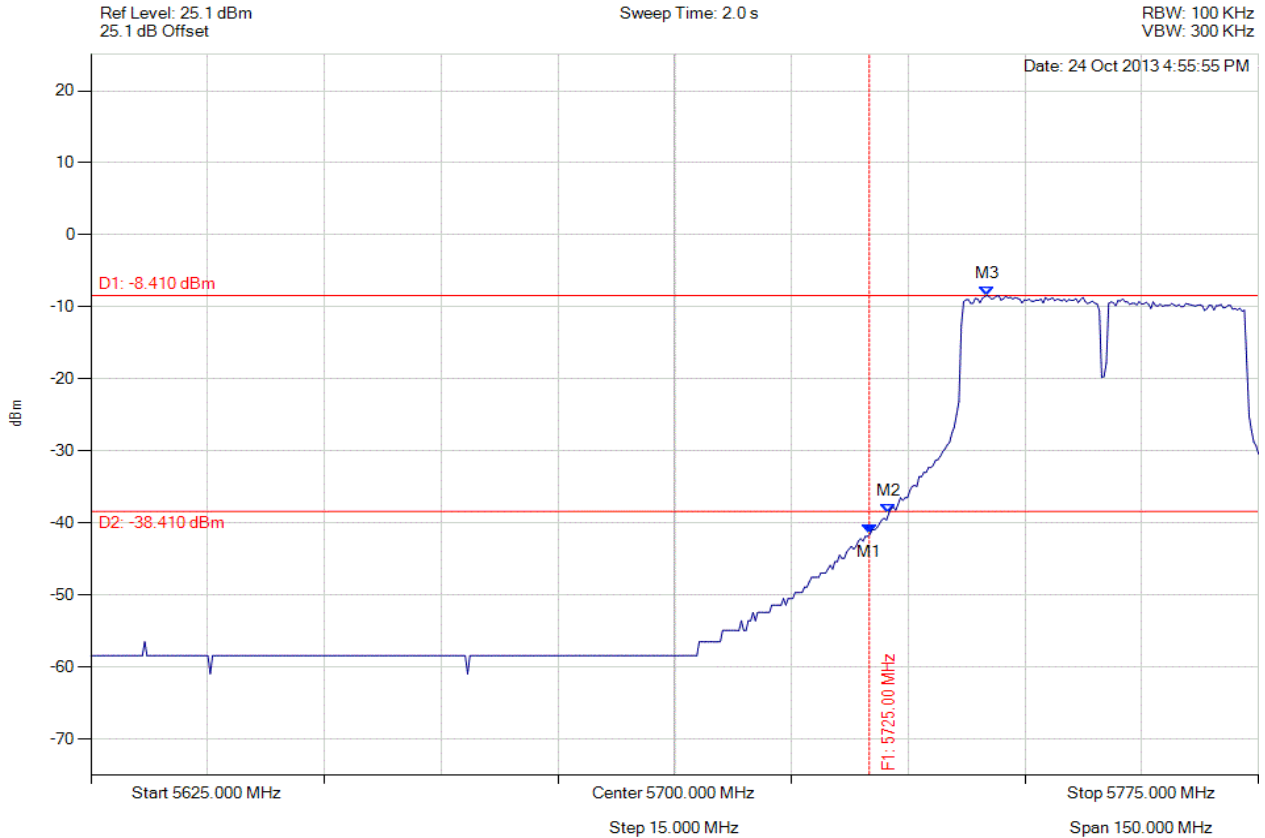


**Title:** Xirrus Inc. XI-AC1300, XI-AC867  
**To:** FCC 47 CFR Part 15.247 & IC RSS-210  
**Serial #:** XIRR04-U3 Rev A  
**Issue Date:** 29th April 2014  
**Page:** 344 of 572



### CONDUCTED LOW BAND-EDGE EMISSIONS - AVERAGE

Variant: 802.11ac-40, Channel: 5755.00 MHz, Chain b, Temp: Ambient, Voltage: 56 Vdc



| Analyser Setup   | Marker : Frequency : Amplitude   | Test Results                   |
|--|--|--------------------------------|
| Detector = AVERAGE<br>Sweep Count = 0<br>RF Atten (dB) = 10<br>Trace Mode = VIEW | M1 : 5725.000 MHz : -41.522 dBm<br>M2 : 5727.505 MHz : -38.644 dBm<br>M3 : 5740.130 MHz : -8.410 dBm | Channel Frequency: 5755.00 MHz |

[Back to the Matrix](#)

This test report may be reproduced in full only. The document may only be updated by MiCOM Labs personnel. Any changes will be noted in the Document History section of the report.

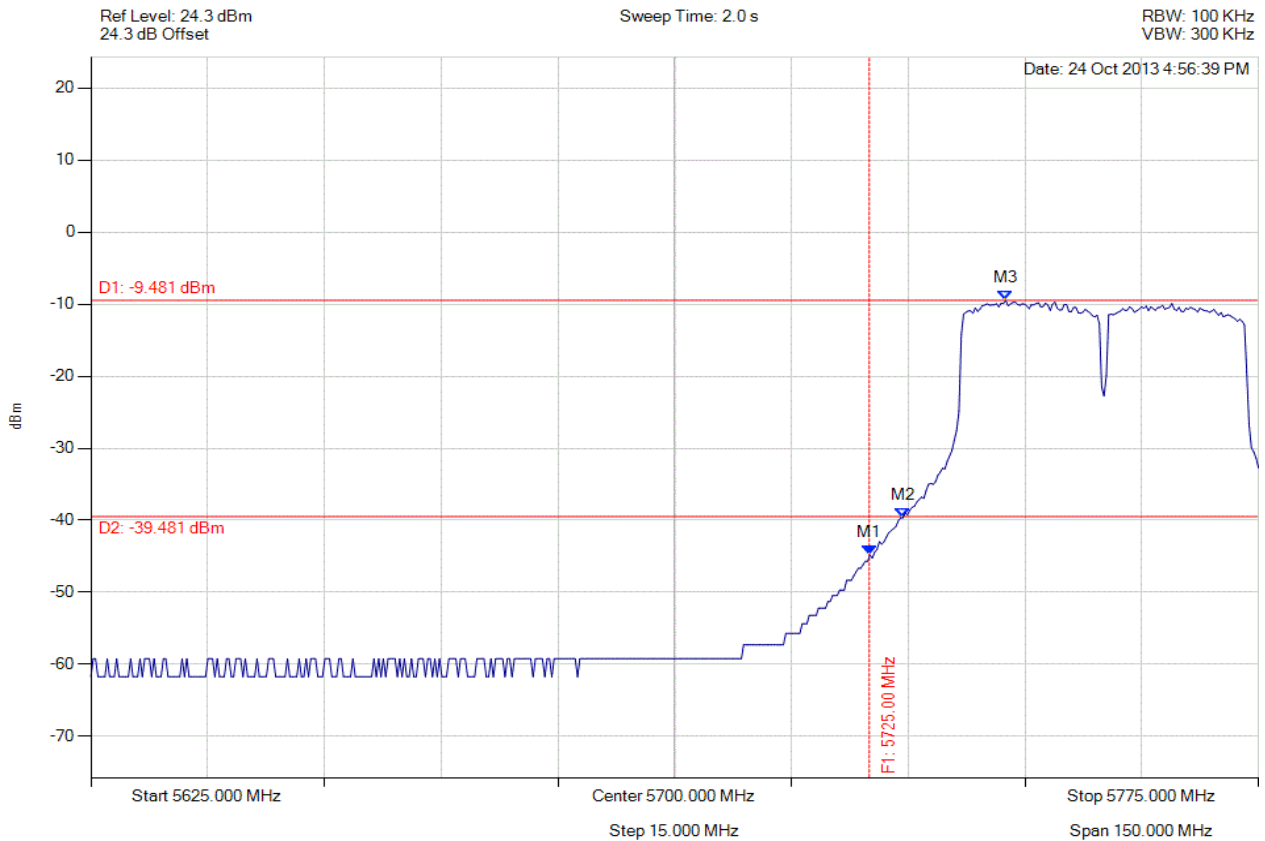


**Title:** Xirrus Inc. XI-AC1300, XI-AC867  
**To:** FCC 47 CFR Part 15.247 & IC RSS-210  
**Serial #:** XIRR04-U3 Rev A  
**Issue Date:** 29th April 2014  
**Page:** 345 of 572



### CONDUCTED LOW BAND-EDGE EMISSIONS - AVERAGE

Variant: 802.11ac-40, Channel: 5755.00 MHz, Chain c, Temp: Ambient, Voltage: 56 Vdc



| Analyser Setup   | Marker : Frequency : Amplitude   | Test Results                   |
|--|--|--------------------------------|
| Detector = AVERAGE<br>Sweep Count = 0<br>RF Atten (dB) = 10<br>Trace Mode = VIEW | M1 : 5725.000 MHz : -44.821 dBm<br>M2 : 5729.309 MHz : -39.670 dBm<br>M3 : 5742.535 MHz : -9.481 dBm | Channel Frequency: 5755.00 MHz |

[Back to the Matrix](#)

This test report may be reproduced in full only. The document may only be updated by MiCOM Labs personnel. Any changes will be noted in the Document History section of the report.



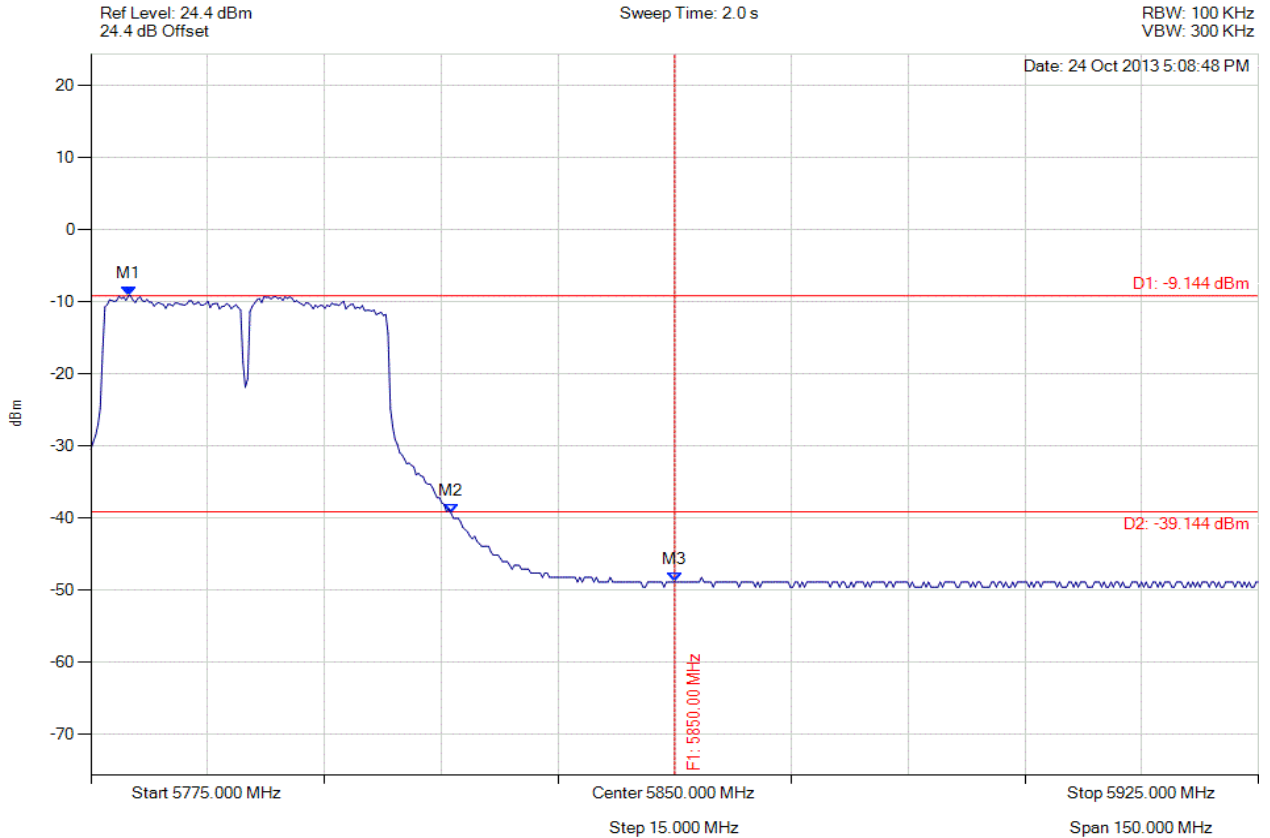


**Title:** Xirrus Inc. XI-AC1300, XI-AC867  
**To:** FCC 47 CFR Part 15.247 & IC RSS-210  
**Serial #:** XIRR04-U3 Rev A  
**Issue Date:** 29th April 2014  
**Page:** 346 of 572



### CONDUCTED HIGH BAND-EDGE EMISSIONS - AVERAGE

Variant: 802.11ac-40, Channel: 5795.00 MHz, Chain a, Temp: Ambient, Voltage: 56 Vdc



| Analyser Setup   | Marker : Frequency : Amplitude   | Test Results                   |
|--|--|--------------------------------|
| Detector = AVERAGE<br>Sweep Count = 0<br>RF Atten (dB) = 20<br>Trace Mode = VIEW | M1 : 5779.810 MHz : -9.144 dBm<br>M2 : 5821.293 MHz : -39.344 dBm<br>M3 : 5850.000 MHz : -48.886 dBm | Channel Frequency: 5795.00 MHz |

[Back to the Matrix](#)

This test report may be reproduced in full only. The document may only be updated by MiCOM Labs personnel. Any changes will be noted in the Document History section of the report.

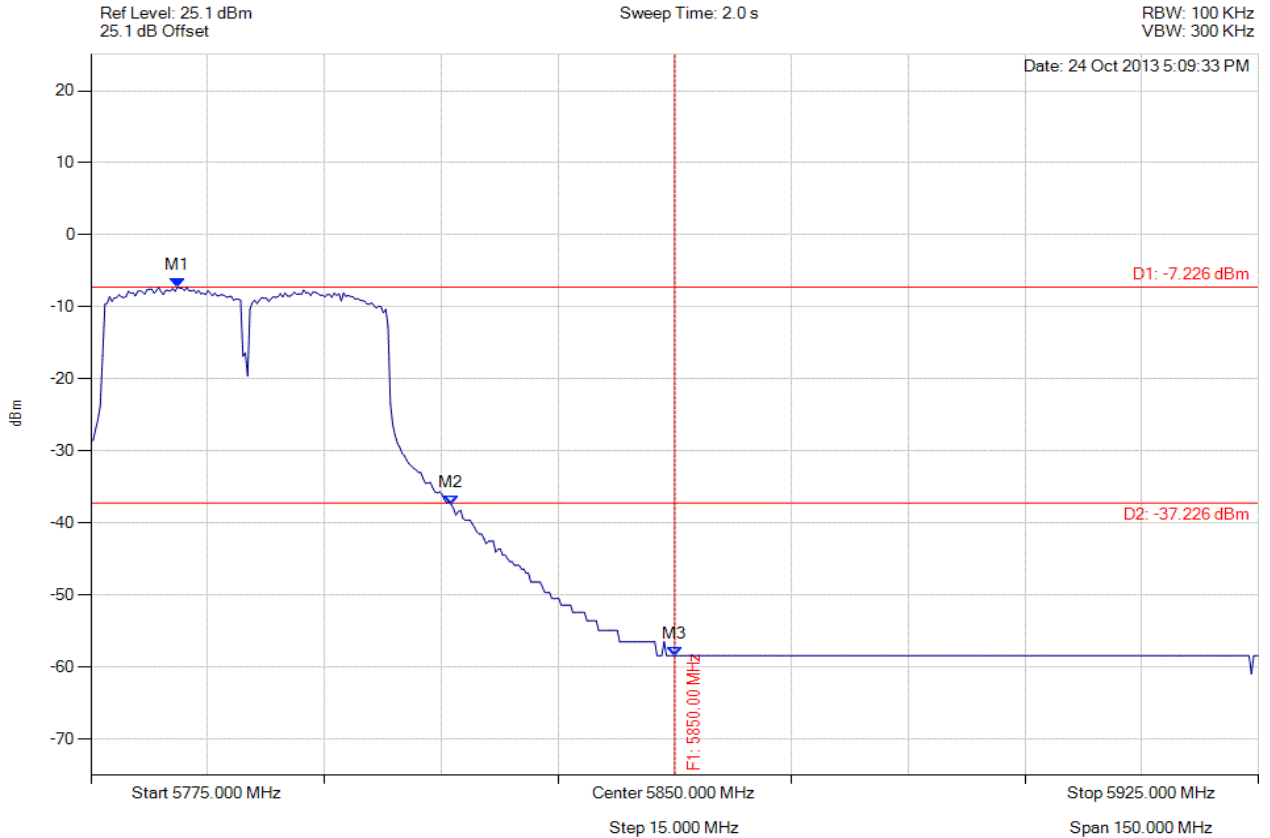


**Title:** Xirrus Inc. XI-AC1300, XI-AC867  
**To:** FCC 47 CFR Part 15.247 & IC RSS-210  
**Serial #:** XIRR04-U3 Rev A  
**Issue Date:** 29th April 2014  
**Page:** 347 of 572



### CONDUCTED HIGH BAND-EDGE EMISSIONS - AVERAGE

Variant: 802.11ac-40, Channel: 5795.00 MHz, Chain b, Temp: Ambient, Voltage: 56 Vdc



| Analyser Setup   | Marker : Frequency : Amplitude   | Test Results                   |
|--|--|--------------------------------|
| Detector = AVERAGE<br>Sweep Count = 0<br>RF Atten (dB) = 10<br>Trace Mode = VIEW | M1 : 5786.122 MHz : -7.226 dBm<br>M2 : 5821.293 MHz : -37.401 dBm<br>M3 : 5850.000 MHz : -58.424 dBm | Channel Frequency: 5795.00 MHz |

[Back to the Matrix](#)

This test report may be reproduced in full only. The document may only be updated by MiCOM Labs personnel. Any changes will be noted in the Document History section of the report.

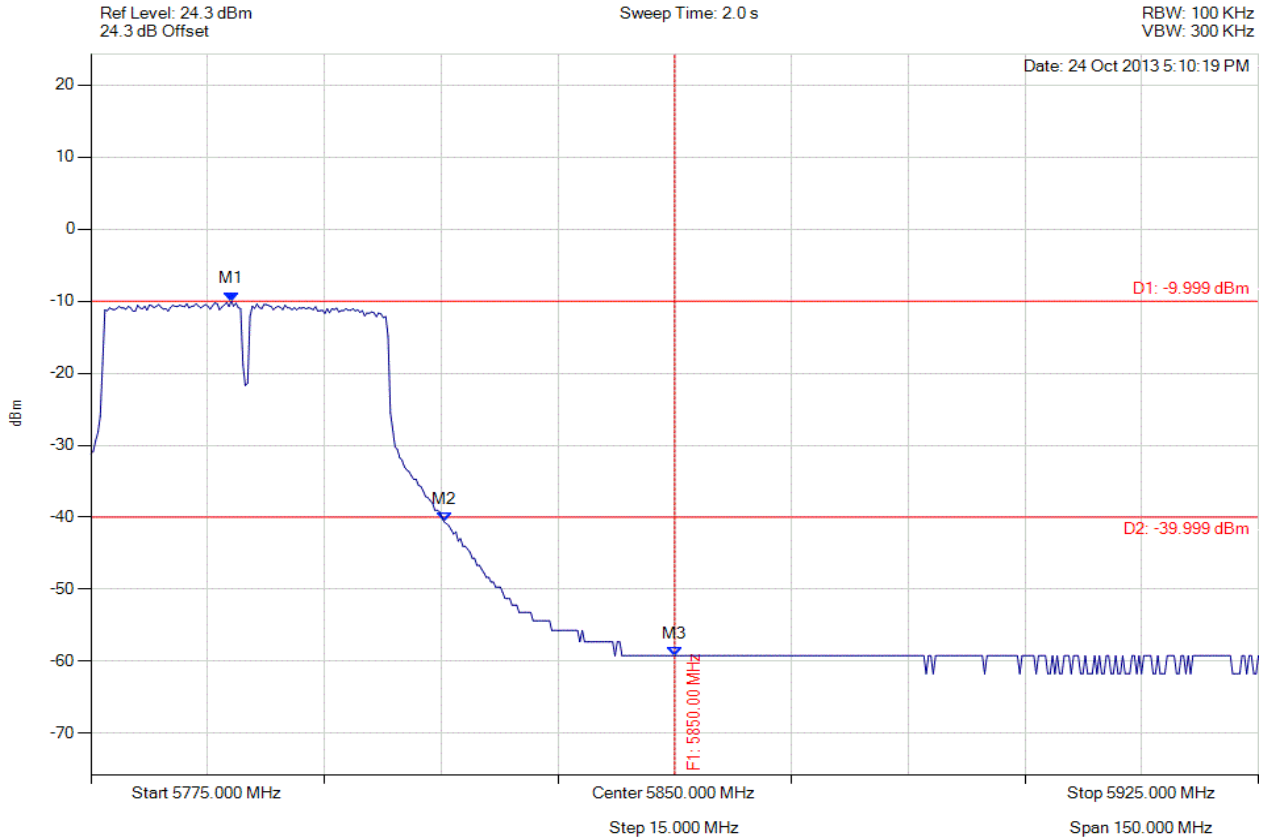


**Title:** Xirrus Inc. XI-AC1300, XI-AC867  
**To:** FCC 47 CFR Part 15.247 & IC RSS-210  
**Serial #:** XIRR04-U3 Rev A  
**Issue Date:** 29th April 2014  
**Page:** 348 of 572



### CONDUCTED HIGH BAND-EDGE EMISSIONS - AVERAGE

Variant: 802.11ac-40, Channel: 5795.00 MHz, Chain c, Temp: Ambient, Voltage: 56 Vdc



| Analyser Setup   | Marker : Frequency : Amplitude   | Test Results                   |
|--|--|--------------------------------|
| Detector = AVERAGE<br>Sweep Count = 0<br>RF Atten (dB) = 10<br>Trace Mode = VIEW | M1 : 5793.036 MHz : -9.999 dBm<br>M2 : 5820.391 MHz : -40.636 dBm<br>M3 : 5850.000 MHz : -59.224 dBm | Channel Frequency: 5795.00 MHz |

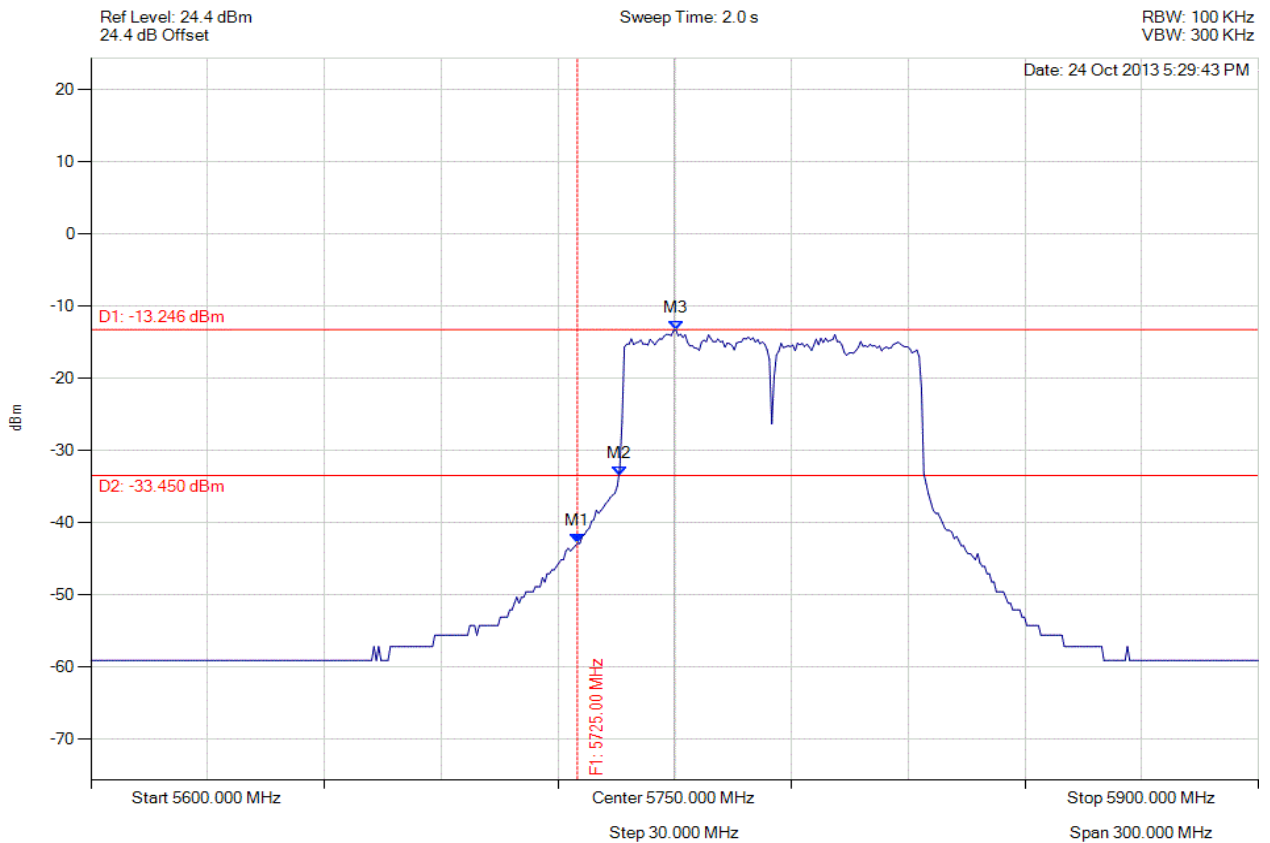
[Back to the Matrix](#)

This test report may be reproduced in full only. The document may only be updated by MiCOM Labs personnel. Any changes will be noted in the Document History section of the report.



**CONDUCTED LOW BAND-EDGE EMISSIONS - AVERAGE**

Variant: 802.11ac-80, Channel: 5775.00 MHz, Chain a, Temp: Ambient, Voltage: 56 Vdc



| Analyser Setup   | Marker : Frequency : Amplitude  | Test Results                   |
|--|---|--------------------------------|
| Detector = AVERAGE<br>Sweep Count = 0<br>RF Atten (dB) = 10<br>Trace Mode = VIEW | M1 : 5725.000 MHz : -42.866 dBm<br>M2 : 5735.872 MHz : -33.450 dBm<br>M3 : 5750.301 MHz : -13.246 dBm | Channel Frequency: 5775.00 MHz |

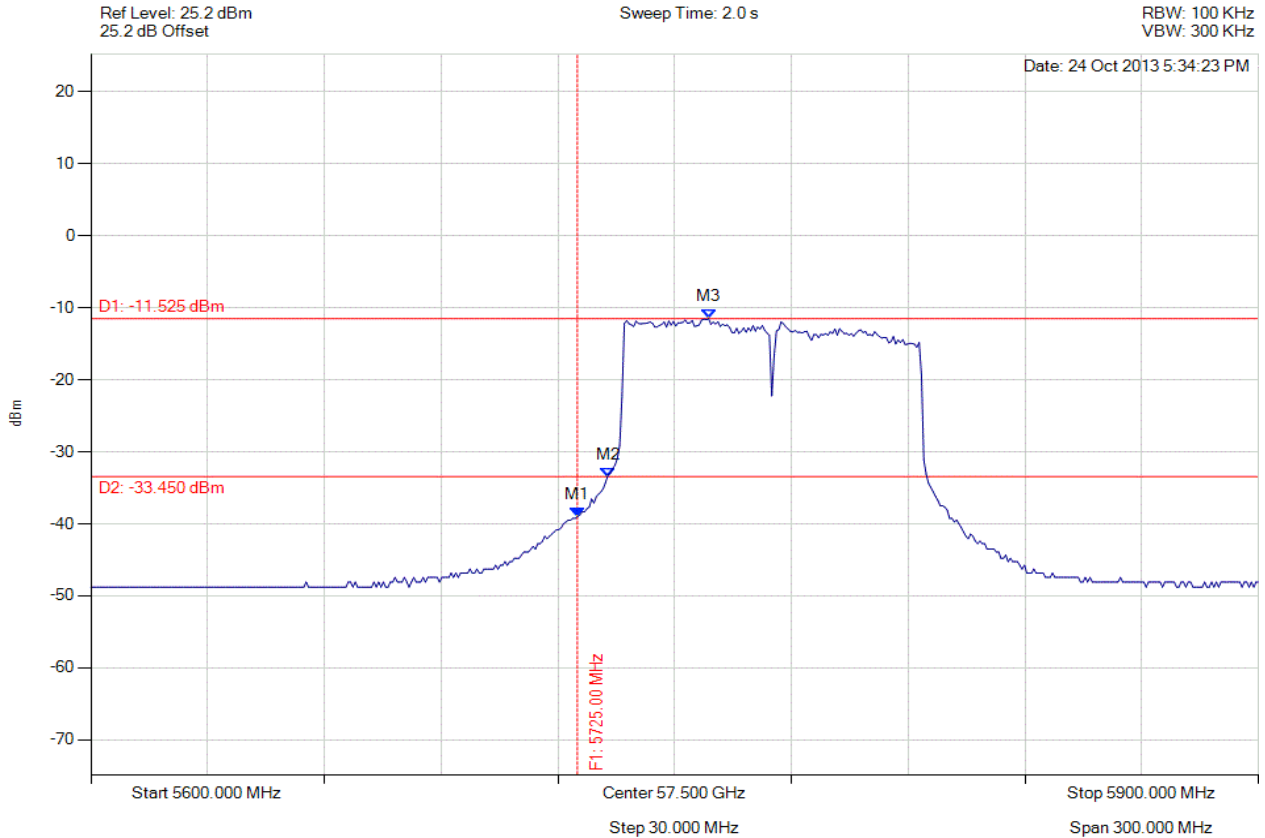
[Back to the Matrix](#)

This test report may be reproduced in full only. The document may only be updated by MiCOM Labs personnel. Any changes will be noted in the Document History section of the report.



**CONDUCTED LOW BAND-EDGE EMISSIONS - AVERAGE**

Variant: 802.11ac-80, Channel: 5775.00 MHz, Chain b, Temp: Ambient, Voltage: 56 Vdc



| Analyser Setup   | Marker : Frequency : Amplitude  | Test Results                   |
|--|---|--------------------------------|
| Detector = AVERAGE<br>Sweep Count = 0<br>RF Atten (dB) = 20<br>Trace Mode = VIEW | M1 : 5725.000 MHz : -39.001 dBm<br>M2 : 5732.866 MHz : -33.450 dBm<br>M3 : 5758.717 MHz : -11.525 dBm | Channel Frequency: 5775.00 MHz |

[Back to the Matrix](#)

This test report may be reproduced in full only. The document may only be updated by MiCOM Labs personnel. Any changes will be noted in the Document History section of the report.

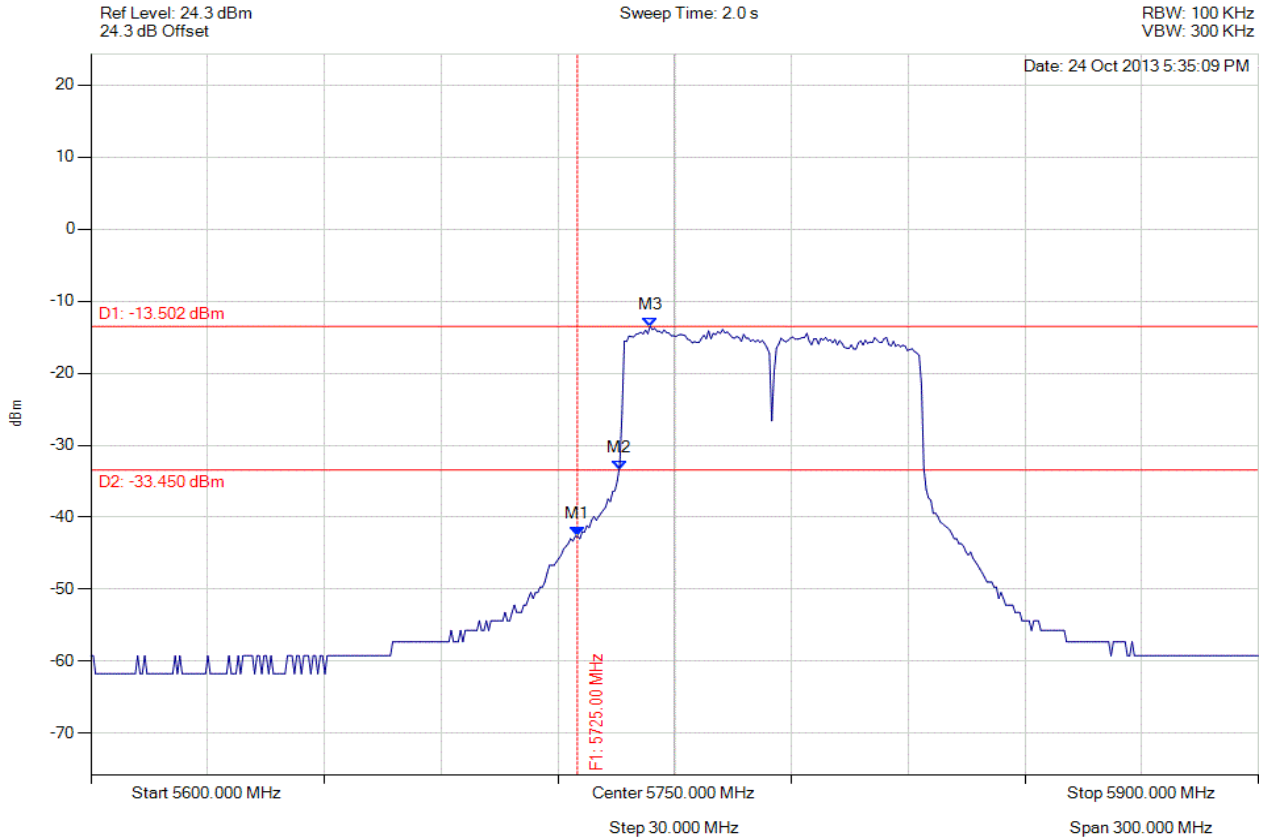


**Title:** Xirrus Inc. XI-AC1300, XI-AC867  
**To:** FCC 47 CFR Part 15.247 & IC RSS-210  
**Serial #:** XIRR04-U3 Rev A  
**Issue Date:** 29th April 2014  
**Page:** 351 of 572



### CONDUCTED LOW BAND-EDGE EMISSIONS - AVERAGE

Variant: 802.11ac-80, Channel: 5775.00 MHz, Chain c, Temp: Ambient, Voltage: 56 Vdc



| Analyser Setup   | Marker : Frequency : Amplitude  | Test Results                   |
|--|---|--------------------------------|
| Detector = AVERAGE<br>Sweep Count = 0<br>RF Atten (dB) = 10<br>Trace Mode = VIEW | M1 : 5725.000 MHz : -42.638 dBm<br>M2 : 5735.872 MHz : -33.450 dBm<br>M3 : 5743.687 MHz : -13.502 dBm | Channel Frequency: 5775.00 MHz |

[Back to the Matrix](#)

This test report may be reproduced in full only. The document may only be updated by MiCOM Labs personnel. Any changes will be noted in the Document History section of the report.

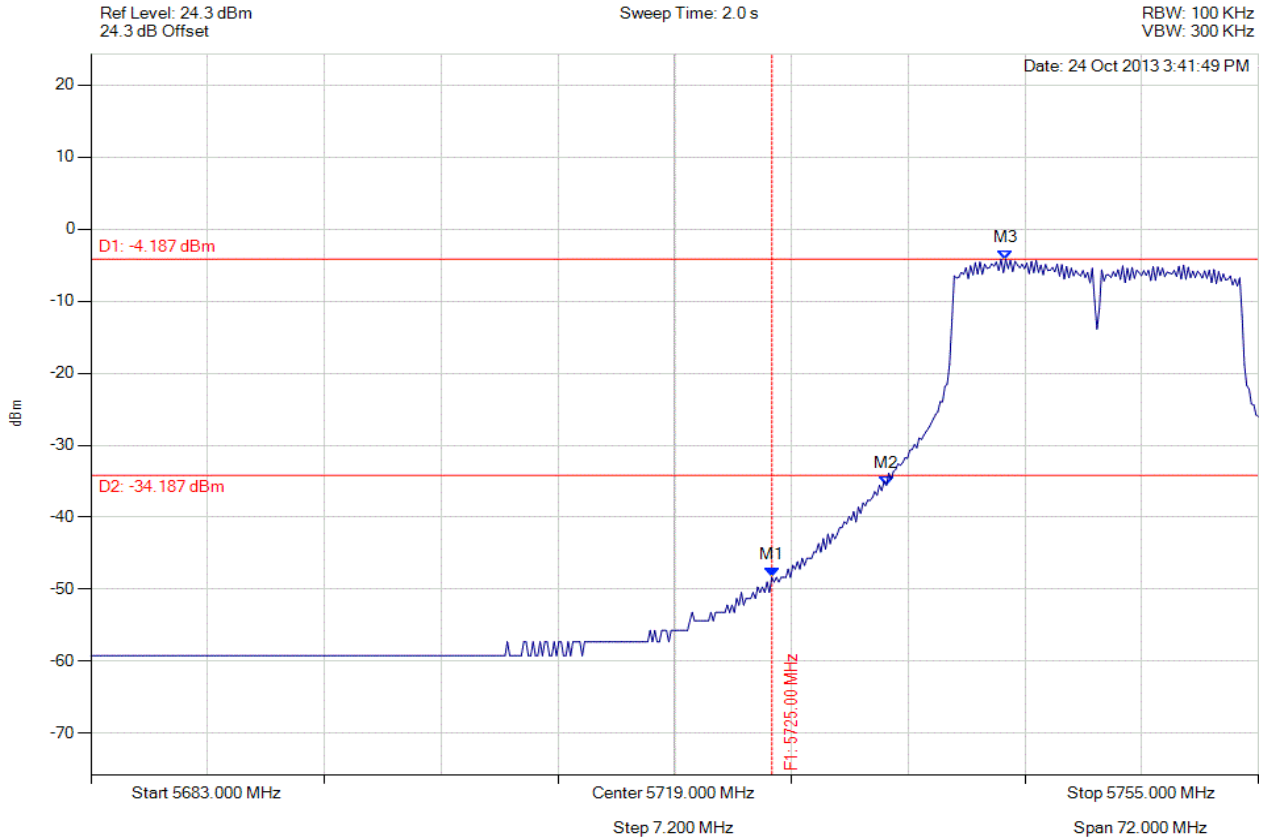


**Title:** Xirrus Inc. XI-AC1300, XI-AC867  
**To:** FCC 47 CFR Part 15.247 & IC RSS-210  
**Serial #:** XIRR04-U3 Rev A  
**Issue Date:** 29th April 2014  
**Page:** 352 of 572



### CONDUCTED LOW BAND-EDGE EMISSIONS - AVERAGE

Variant: 802.11n HT-20, Channel: 5745.00 MHz, Chain a, Temp: Ambient, Voltage: 56 Vdc



| Analyser Setup   | Marker : Frequency : Amplitude   | Test Results                   |
|--|--|--------------------------------|
| Detector = AVERAGE<br>Sweep Count = 0<br>RF Atten (dB) = 10<br>Trace Mode = VIEW | M1 : 5725.000 MHz : -48.343 dBm<br>M2 : 5732.058 MHz : -35.559 dBm<br>M3 : 5739.417 MHz : -4.187 dBm | Channel Frequency: 5745.00 MHz |

[Back to the Matrix](#)

This test report may be reproduced in full only. The document may only be updated by MiCOM Labs personnel. Any changes will be noted in the Document History section of the report.

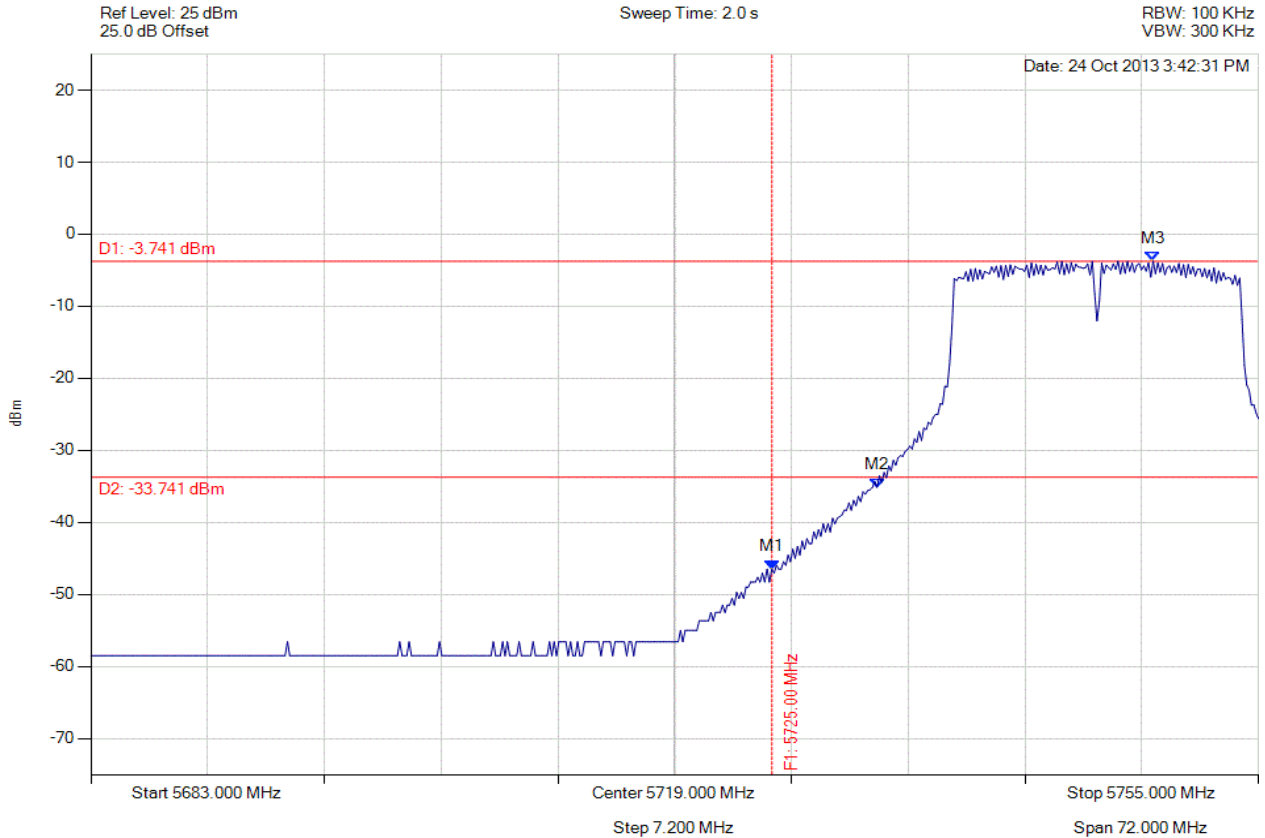


**Title:** Xirrus Inc. XI-AC1300, XI-AC867  
**To:** FCC 47 CFR Part 15.247 & IC RSS-210  
**Serial #:** XIRR04-U3 Rev A  
**Issue Date:** 29th April 2014  
**Page:** 353 of 572



### CONDUCTED LOW BAND-EDGE EMISSIONS - AVERAGE

Variant: 802.11n HT-20, Channel: 5745.00 MHz, Chain b, Temp: Ambient, Voltage: 56 Vdc



| Analyser Setup   | Marker : Frequency : Amplitude   | Test Results                   |
|--|--|--------------------------------|
| Detector = AVERAGE<br>Sweep Count = 0<br>RF Atten (dB) = 10<br>Trace Mode = VIEW | M1 : 5725.000 MHz : -46.483 dBm<br>M2 : 5731.481 MHz : -35.148 dBm<br>M3 : 5748.507 MHz : -3.741 dBm | Channel Frequency: 5745.00 MHz |

[Back to the Matrix](#)

This test report may be reproduced in full only. The document may only be updated by MiCOM Labs personnel. Any changes will be noted in the Document History section of the report.



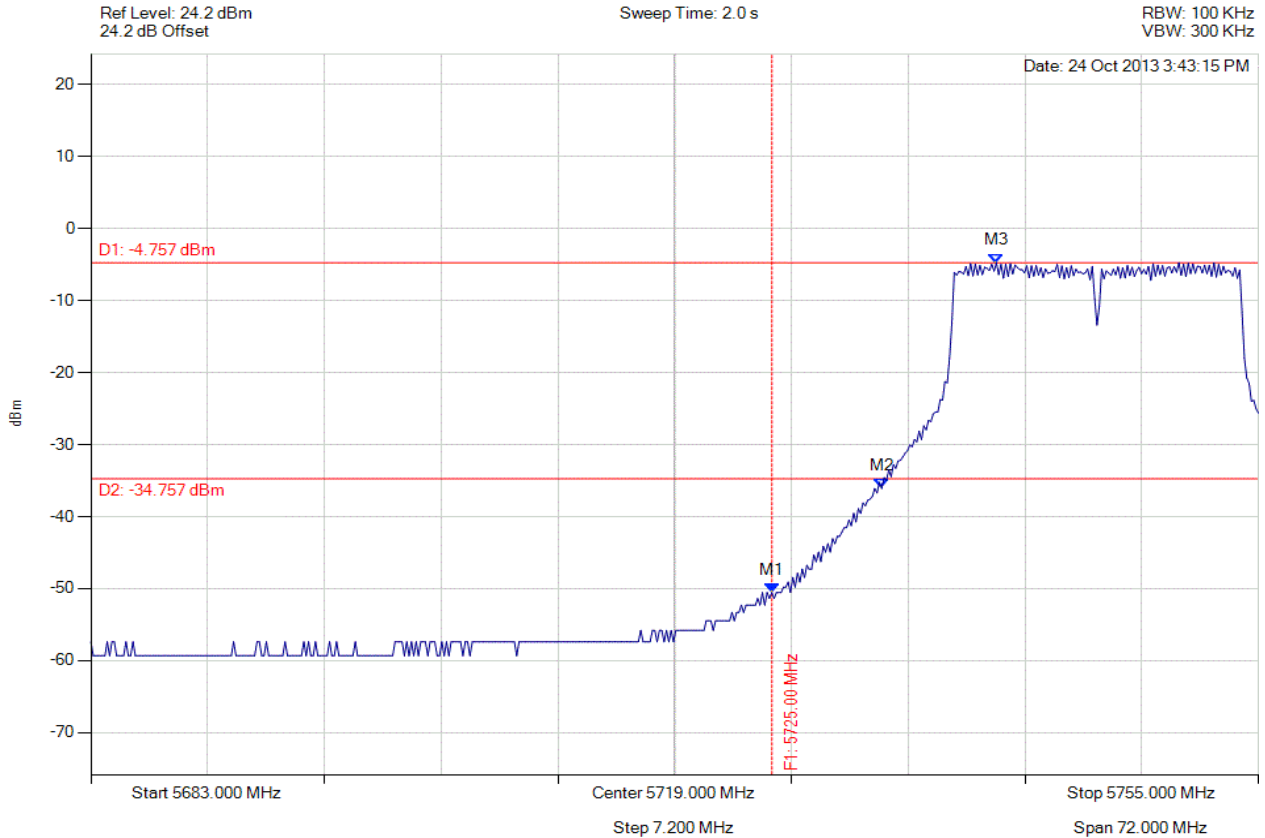


**Title:** Xirrus Inc. XI-AC1300, XI-AC867  
**To:** FCC 47 CFR Part 15.247 & IC RSS-210  
**Serial #:** XIRR04-U3 Rev A  
**Issue Date:** 29th April 2014  
**Page:** 354 of 572



### CONDUCTED LOW BAND-EDGE EMISSIONS - AVERAGE

Variant: 802.11n HT-20, Channel: 5745.00 MHz, Chain c, Temp: Ambient, Voltage: 56 Vdc



| Analyser Setup   | Marker : Frequency : Amplitude   | Test Results                   |
|--|--|--------------------------------|
| Detector = AVERAGE<br>Sweep Count = 0<br>RF Atten (dB) = 10<br>Trace Mode = VIEW | M1 : 5725.000 MHz : -50.537 dBm<br>M2 : 5731.770 MHz : -36.097 dBm<br>M3 : 5738.840 MHz : -4.757 dBm | Channel Frequency: 5745.00 MHz |

[Back to the Matrix](#)

This test report may be reproduced in full only. The document may only be updated by MiCOM Labs personnel. Any changes will be noted in the Document History section of the report.

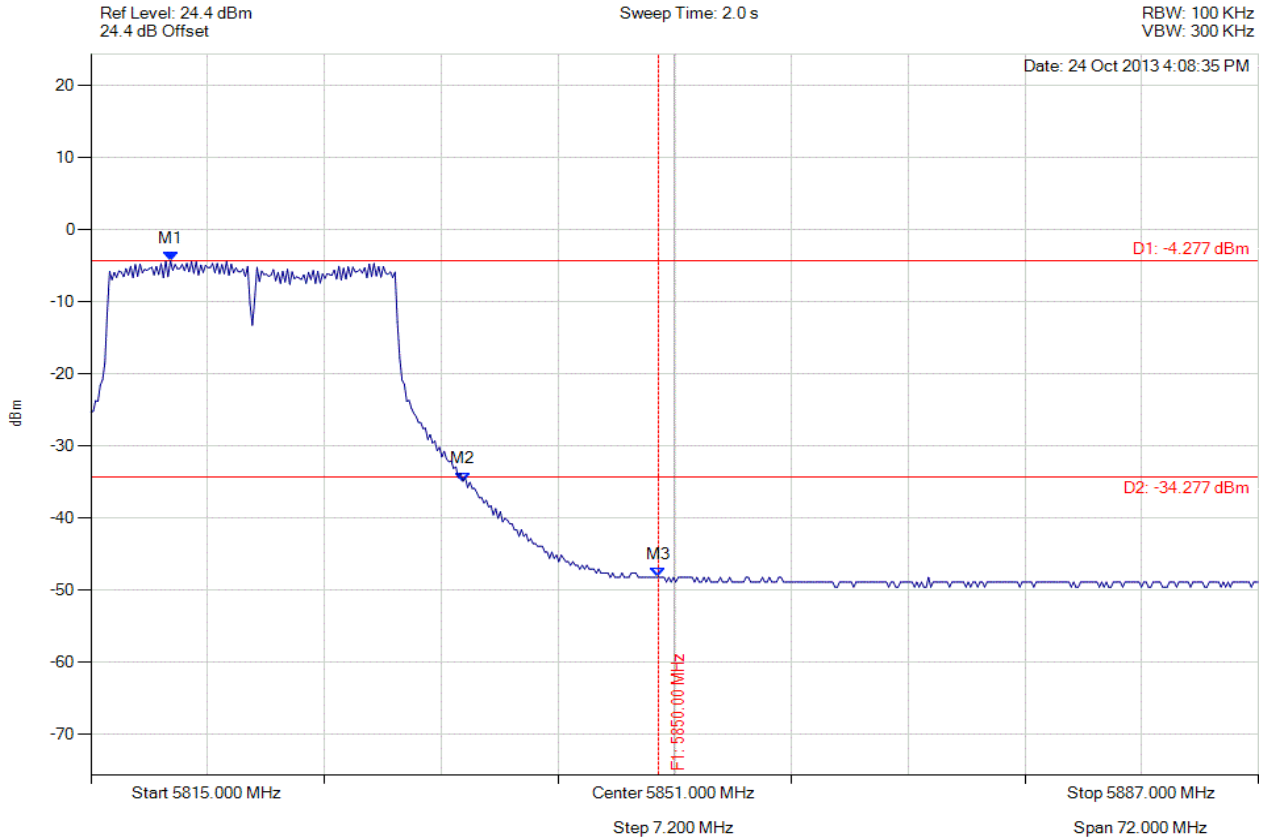


**Title:** Xirrus Inc. XI-AC1300, XI-AC867  
**To:** FCC 47 CFR Part 15.247 & IC RSS-210  
**Serial #:** XIRR04-U3 Rev A  
**Issue Date:** 29th April 2014  
**Page:** 355 of 572



### CONDUCTED HIGH BAND-EDGE EMISSIONS - AVERAGE

Variation: 802.11n HT-20, Channel: 5825.00 MHz, Chain a, Temp: Ambient, Voltage: 56 Vdc



| Analyser Setup   | Marker : Frequency : Amplitude   | Test Results                   |
|--|--|--------------------------------|
| Detector = AVERAGE<br>Sweep Count = 0<br>RF Atten (dB) = 20<br>Trace Mode = VIEW | M1 : 5819.906 MHz : -4.277 dBm<br>M2 : 5837.942 MHz : -34.907 dBm<br>M3 : 5850.000 MHz : -48.243 dBm | Channel Frequency: 5825.00 MHz |

[Back to the Matrix](#)

This test report may be reproduced in full only. The document may only be updated by MiCOM Labs personnel. Any changes will be noted in the Document History section of the report.

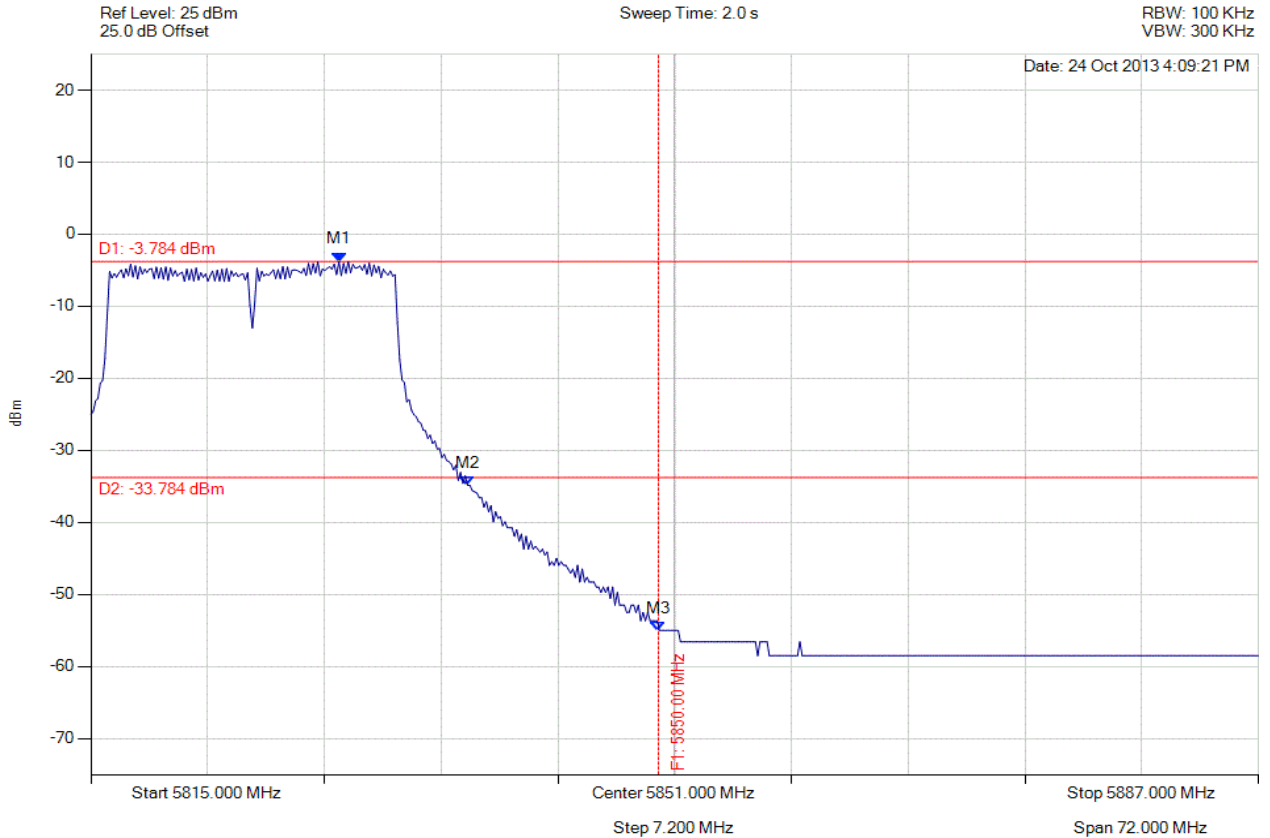


**Title:** Xirrus Inc. XI-AC1300, XI-AC867  
**To:** FCC 47 CFR Part 15.247 & IC RSS-210  
**Serial #:** XIRR04-U3 Rev A  
**Issue Date:** 29th April 2014  
**Page:** 356 of 572



### CONDUCTED HIGH BAND-EDGE EMISSIONS - AVERAGE

Variant: 802.11n HT-20, Channel: 5825.00 MHz, Chain b, Temp: Ambient, Voltage: 56 Vdc



| Analyser Setup   | Marker : Frequency : Amplitude   | Test Results                   |
|--|--|--------------------------------|
| Detector = AVERAGE<br>Sweep Count = 0<br>RF Atten (dB) = 10<br>Trace Mode = VIEW | M1 : 5830.295 MHz : -3.784 dBm<br>M2 : 5838.230 MHz : -34.859 dBm<br>M3 : 5850.000 MHz : -55.002 dBm | Channel Frequency: 5825.00 MHz |

[Back to the Matrix](#)

This test report may be reproduced in full only. The document may only be updated by MiCOM Labs personnel. Any changes will be noted in the Document History section of the report.

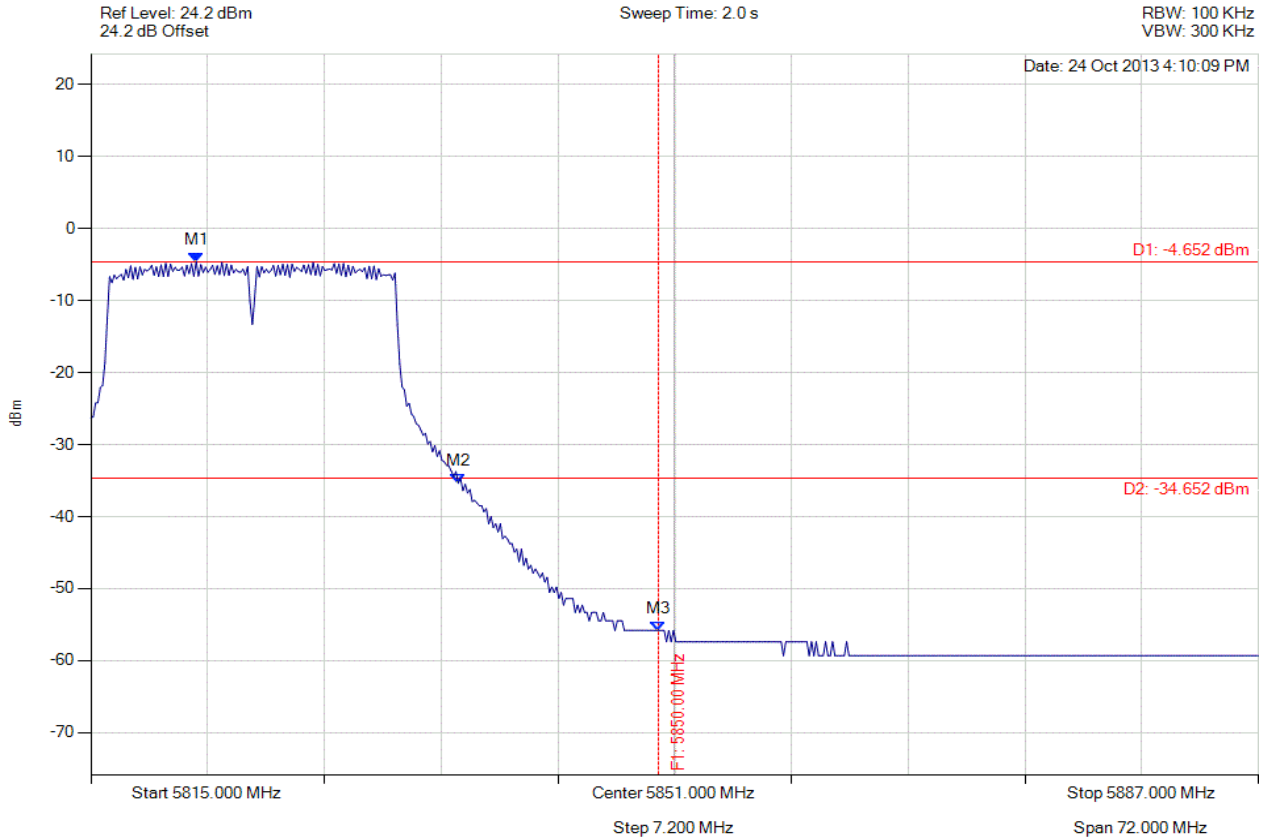


**Title:** Xirrus Inc. XI-AC1300, XI-AC867  
**To:** FCC 47 CFR Part 15.247 & IC RSS-210  
**Serial #:** XIRR04-U3 Rev A  
**Issue Date:** 29th April 2014  
**Page:** 357 of 572



### CONDUCTED HIGH BAND-EDGE EMISSIONS - AVERAGE

Variation: 802.11n HT-20, Channel: 5825.00 MHz, Chain c, Temp: Ambient, Voltage: 56 Vdc



| Analyser Setup   | Marker : Frequency : Amplitude   | Test Results                   |
|--|--|--------------------------------|
| Detector = AVERAGE<br>Sweep Count = 0<br>RF Atten (dB) = 10<br>Trace Mode = VIEW | M1 : 5821.493 MHz : -4.652 dBm<br>M2 : 5837.653 MHz : -35.379 dBm<br>M3 : 5850.000 MHz : -55.802 dBm | Channel Frequency: 5825.00 MHz |

[Back to the Matrix](#)

This test report may be reproduced in full only. The document may only be updated by MiCOM Labs personnel. Any changes will be noted in the Document History section of the report.

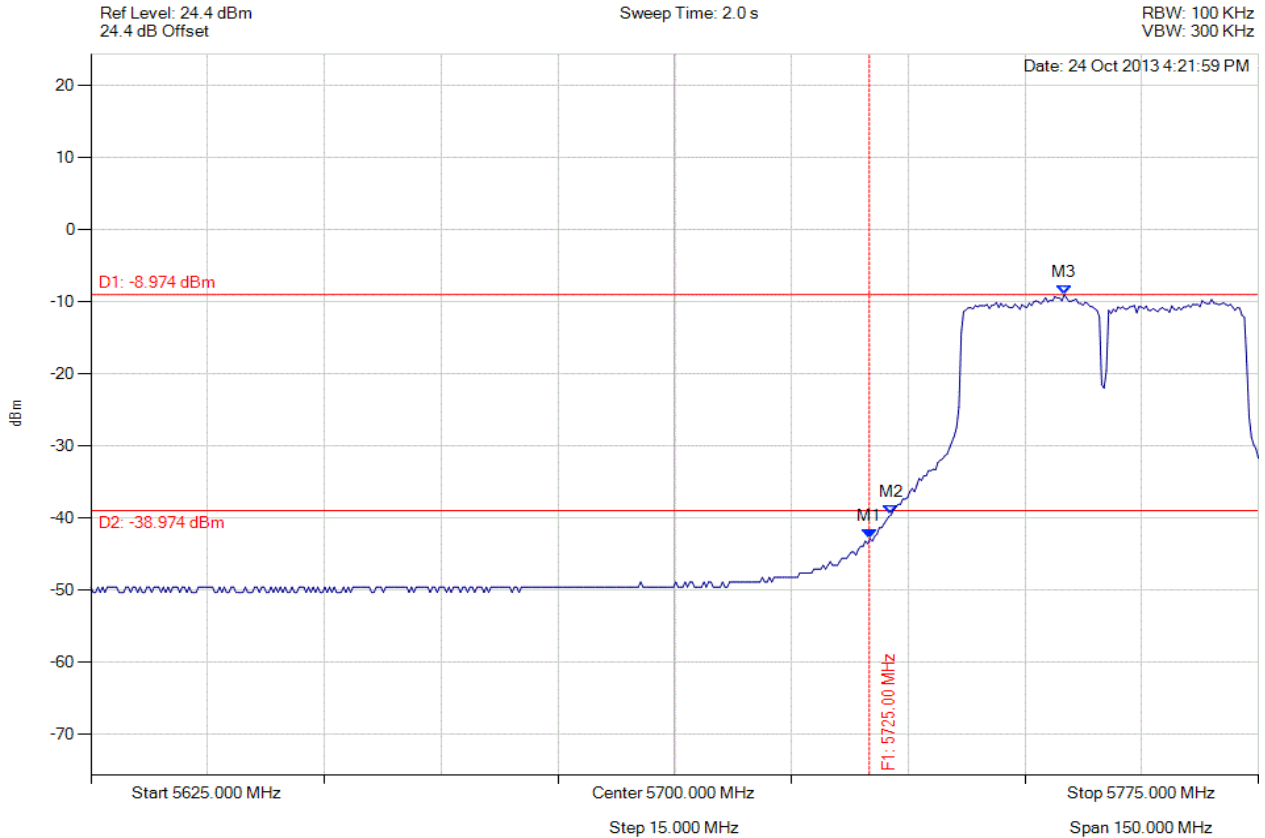


**Title:** Xirrus Inc. XI-AC1300, XI-AC867  
**To:** FCC 47 CFR Part 15.247 & IC RSS-210  
**Serial #:** XIRR04-U3 Rev A  
**Issue Date:** 29th April 2014  
**Page:** 358 of 572



**CONDUCTED LOW BAND-EDGE EMISSIONS - AVERAGE**

Variant: 802.11n HT-40, Channel: 5755.00 MHz, Chain a, Temp: Ambient, Voltage: 56 Vdc



| Analyser Setup   | Marker : Frequency : Amplitude   | Test Results                   |
|--|--|--------------------------------|
| Detector = AVERAGE<br>Sweep Count = 0<br>RF Atten (dB) = 20<br>Trace Mode = VIEW | M1 : 5725.000 MHz : -42.866 dBm<br>M2 : 5727.806 MHz : -39.570 dBm<br>M3 : 5750.050 MHz : -8.974 dBm | Channel Frequency: 5755.00 MHz |

[Back to the Matrix](#)

This test report may be reproduced in full only. The document may only be updated by MiCOM Labs personnel. Any changes will be noted in the Document History section of the report.

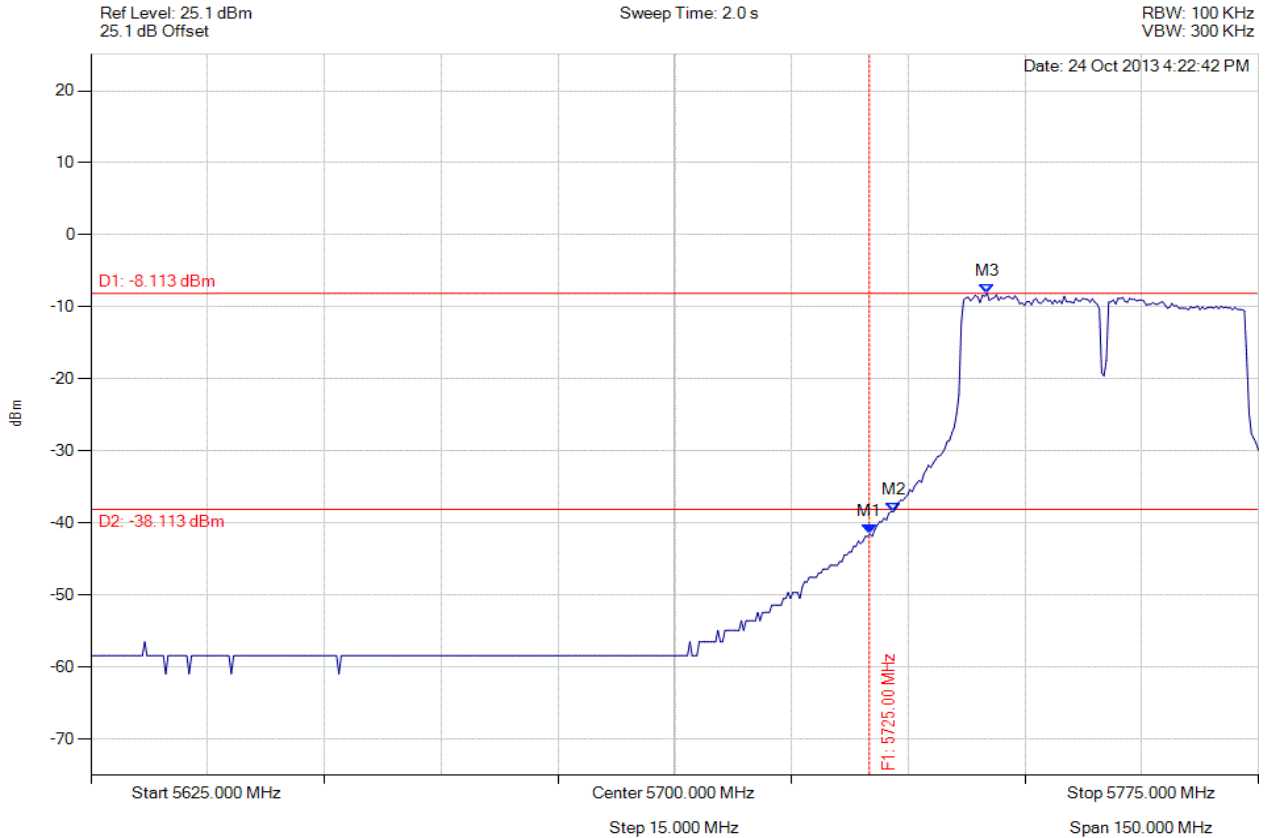


**Title:** Xirrus Inc. XI-AC1300, XI-AC867  
**To:** FCC 47 CFR Part 15.247 & IC RSS-210  
**Serial #:** XIRR04-U3 Rev A  
**Issue Date:** 29th April 2014  
**Page:** 359 of 572



### CONDUCTED LOW BAND-EDGE EMISSIONS - AVERAGE

Variant: 802.11n HT-40, Channel: 5755.00 MHz, Chain b, Temp: Ambient, Voltage: 56 Vdc



| Analyser Setup   | Marker : Frequency : Amplitude   | Test Results                   |
|--|--|--------------------------------|
| Detector = AVERAGE<br>Sweep Count = 0<br>RF Atten (dB) = 10<br>Trace Mode = VIEW | M1 : 5725.000 MHz : -41.522 dBm<br>M2 : 5728.106 MHz : -38.424 dBm<br>M3 : 5740.130 MHz : -8.113 dBm | Channel Frequency: 5755.00 MHz |

[Back to the Matrix](#)

This test report may be reproduced in full only. The document may only be updated by MiCOM Labs personnel. Any changes will be noted in the Document History section of the report.

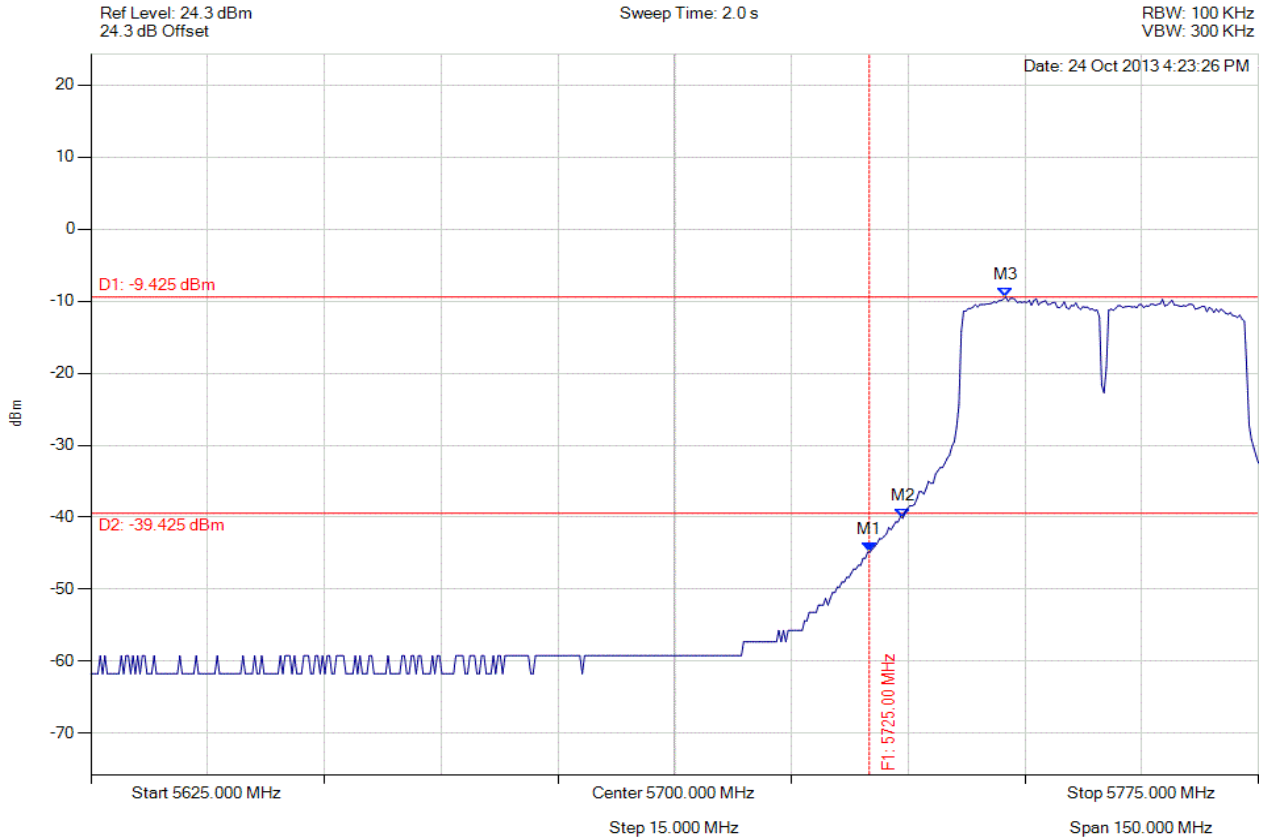


**Title:** Xirrus Inc. XI-AC1300, XI-AC867  
**To:** FCC 47 CFR Part 15.247 & IC RSS-210  
**Serial #:** XIRR04-U3 Rev A  
**Issue Date:** 29th April 2014  
**Page:** 360 of 572



### CONDUCTED LOW BAND-EDGE EMISSIONS - AVERAGE

Variant: 802.11n HT-40, Channel: 5755.00 MHz, Chain c, Temp: Ambient, Voltage: 56 Vdc



| Analyser Setup   | Marker : Frequency : Amplitude   | Test Results                   |
|--|--|--------------------------------|
| Detector = AVERAGE<br>Sweep Count = 0<br>RF Atten (dB) = 10<br>Trace Mode = VIEW | M1 : 5725.000 MHz : -44.821 dBm<br>M2 : 5729.309 MHz : -40.139 dBm<br>M3 : 5742.535 MHz : -9.425 dBm | Channel Frequency: 5755.00 MHz |

[Back to the Matrix](#)

This test report may be reproduced in full only. The document may only be updated by MiCOM Labs personnel. Any changes will be noted in the Document History section of the report.

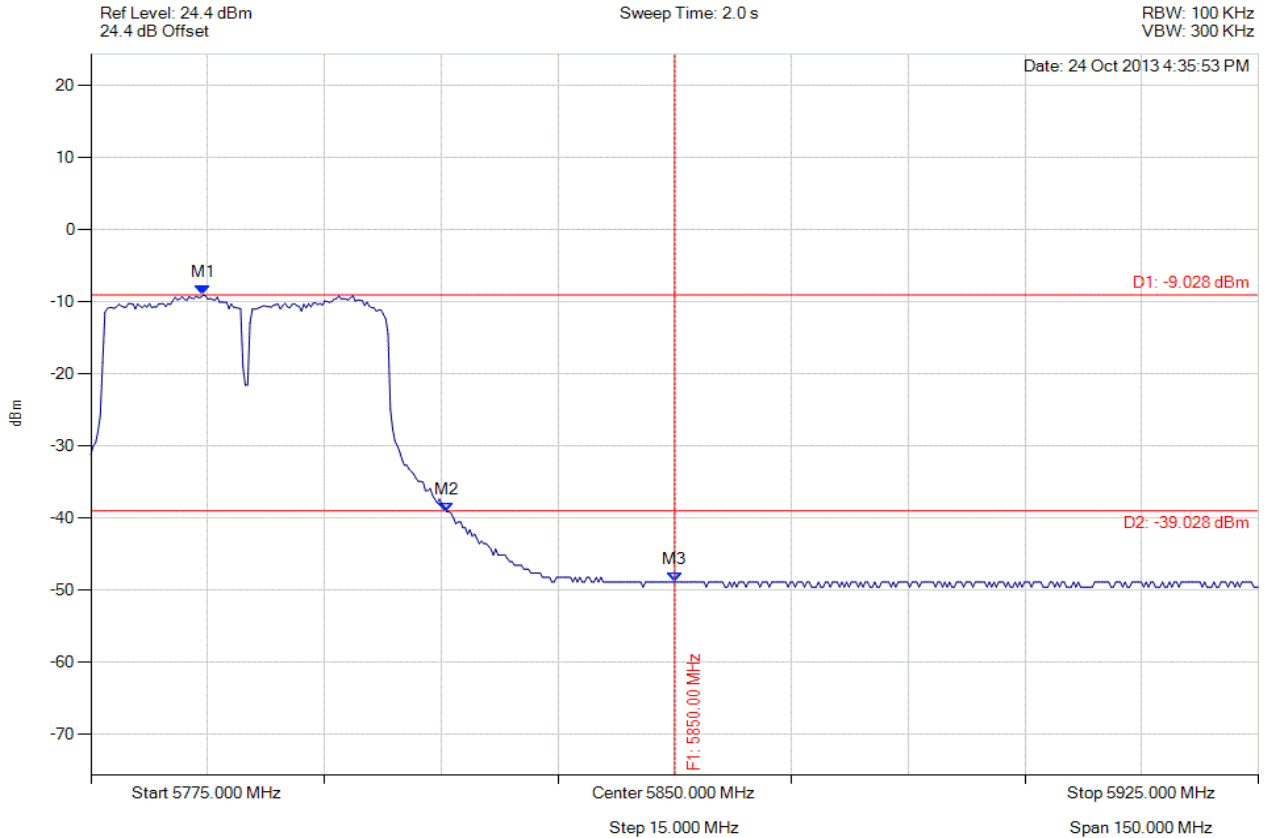


**Title:** Xirrus Inc. XI-AC1300, XI-AC867  
**To:** FCC 47 CFR Part 15.247 & IC RSS-210  
**Serial #:** XIRR04-U3 Rev A  
**Issue Date:** 29th April 2014  
**Page:** 361 of 572



### CONDUCTED HIGH BAND-EDGE EMISSIONS - AVERAGE

Variant: 802.11n HT-40, Channel: 5795.00 MHz, Chain a, Temp: Ambient, Voltage: 56 Vdc



| Analyser Setup   | Marker : Frequency : Amplitude   | Test Results                   |
|--|--|--------------------------------|
| Detector = AVERAGE<br>Sweep Count = 0<br>RF Atten (dB) = 20<br>Trace Mode = VIEW | M1 : 5789.429 MHz : -9.028 dBm<br>M2 : 5820.691 MHz : -39.124 dBm<br>M3 : 5850.000 MHz : -48.886 dBm | Channel Frequency: 5795.00 MHz |

[Back to the Matrix](#)

This test report may be reproduced in full only. The document may only be updated by MiCOM Labs personnel. Any changes will be noted in the Document History section of the report.



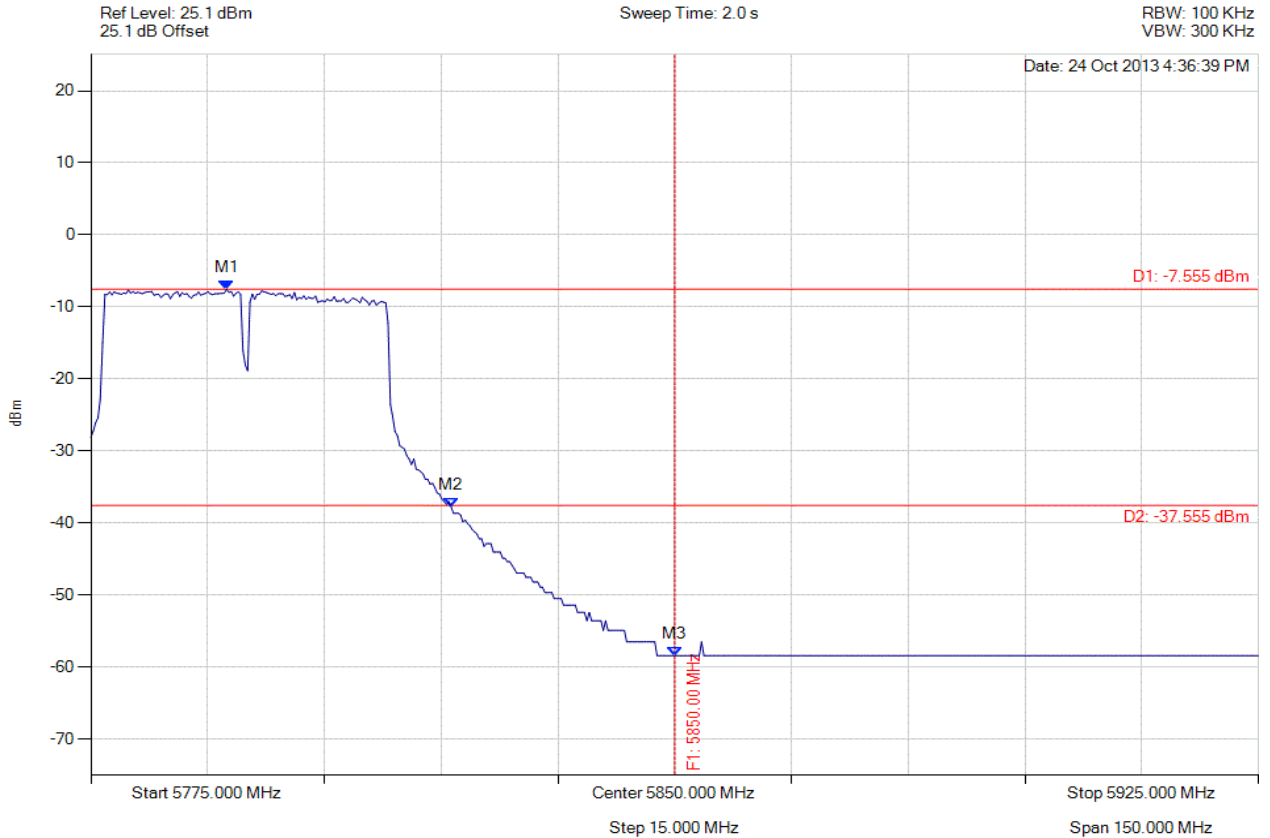


**Title:** Xirrus Inc. XI-AC1300, XI-AC867  
**To:** FCC 47 CFR Part 15.247 & IC RSS-210  
**Serial #:** XIRR04-U3 Rev A  
**Issue Date:** 29th April 2014  
**Page:** 362 of 572



### CONDUCTED HIGH BAND-EDGE EMISSIONS - AVERAGE

Variant: 802.11n HT-40, Channel: 5795.00 MHz, Chain b, Temp: Ambient, Voltage: 56 Vdc



| Analyser Setup   | Marker : Frequency : Amplitude   | Test Results                   |
|--|--|--------------------------------|
| Detector = AVERAGE<br>Sweep Count = 0<br>RF Atten (dB) = 10<br>Trace Mode = VIEW | M1 : 5792.435 MHz : -7.555 dBm<br>M2 : 5821.293 MHz : -37.796 dBm<br>M3 : 5850.000 MHz : -58.424 dBm | Channel Frequency: 5795.00 MHz |

[Back to the Matrix](#)

This test report may be reproduced in full only. The document may only be updated by MiCOM Labs personnel. Any changes will be noted in the Document History section of the report.

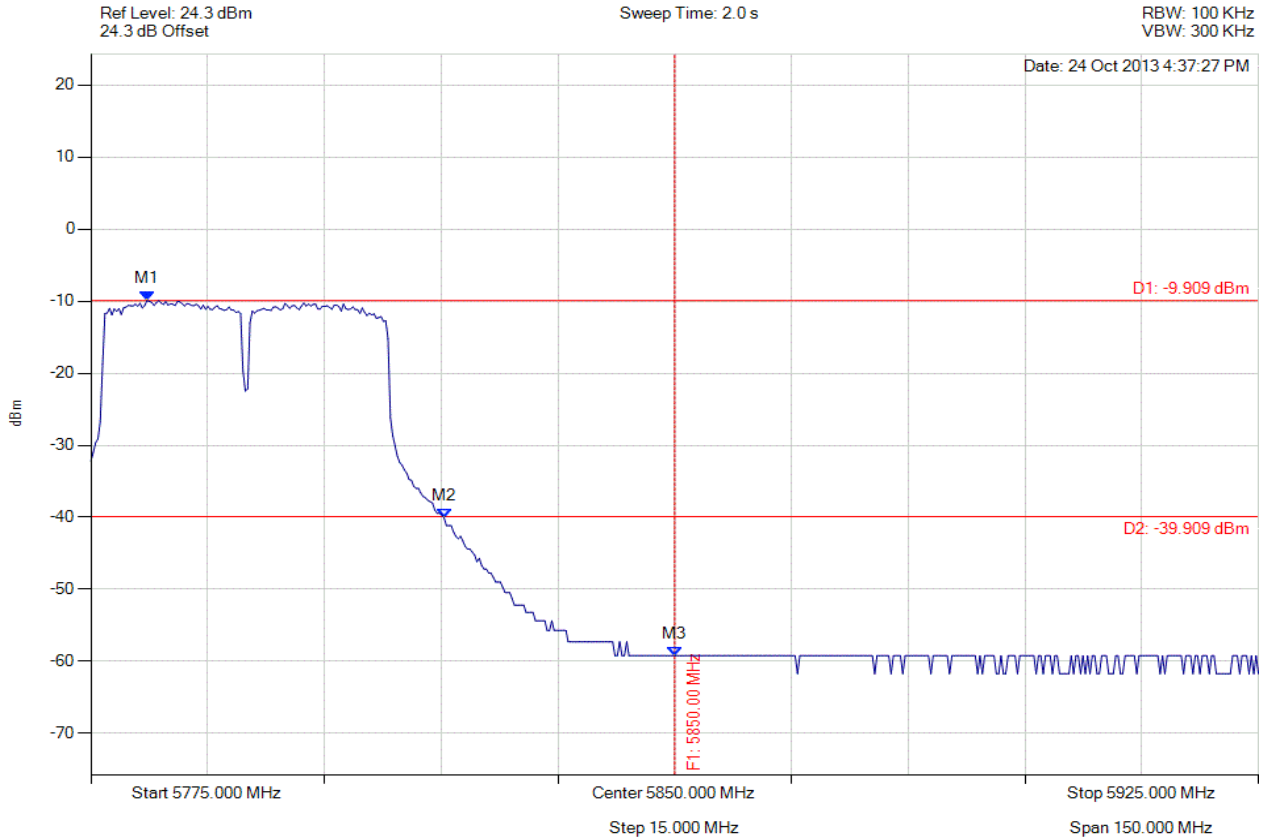


**Title:** Xirrus Inc. XI-AC1300, XI-AC867  
**To:** FCC 47 CFR Part 15.247 & IC RSS-210  
**Serial #:** XIRR04-U3 Rev A  
**Issue Date:** 29th April 2014  
**Page:** 363 of 572



### CONDUCTED HIGH BAND-EDGE EMISSIONS - AVERAGE

Variant: 802.11n HT-40, Channel: 5795.00 MHz, Chain c, Temp: Ambient, Voltage: 56 Vdc



| Analyser Setup   | Marker : Frequency : Amplitude   | Test Results                   |
|--|--|--------------------------------|
| Detector = AVERAGE<br>Sweep Count = 0<br>RF Atten (dB) = 10<br>Trace Mode = VIEW | M1 : 5782.214 MHz : -9.909 dBm<br>M2 : 5820.391 MHz : -40.139 dBm<br>M3 : 5850.000 MHz : -59.224 dBm | Channel Frequency: 5795.00 MHz |

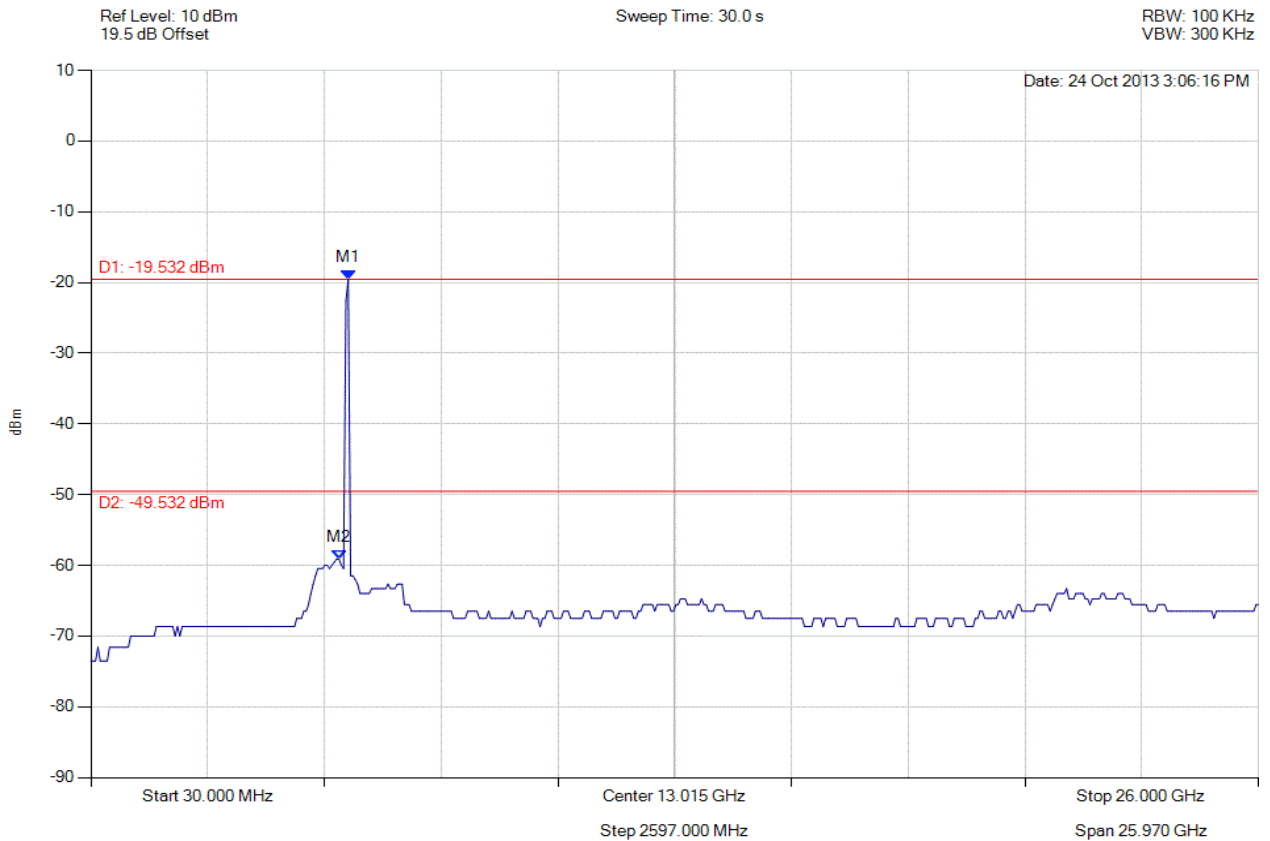
[Back to the Matrix](#)

This test report may be reproduced in full only. The document may only be updated by MiCOM Labs personnel. Any changes will be noted in the Document History section of the report.



**CONDUCTED SPURIOUS EMISSIONS - AVERAGE**

Variant: 802.11a, Channel: 5745.00 MHz, Chain a, Temp: Ambient, Voltage: 56 Vdc



| Analyser Setup   | Marker : Frequency : Amplitude                                     | Test Results                          |
|--|--|---------------------------------------|
| Detector = AVERAGE<br>Sweep Count = 0<br>RF Atten (dB) = 10<br>Trace Mode = VIEW | M1 : 5754.850 MHz : -19.532 dBm<br>M2 : 5546.673 MHz : -59.121 dBm | Limit: -49.53 dBm<br>Margin: -9.59 dB |

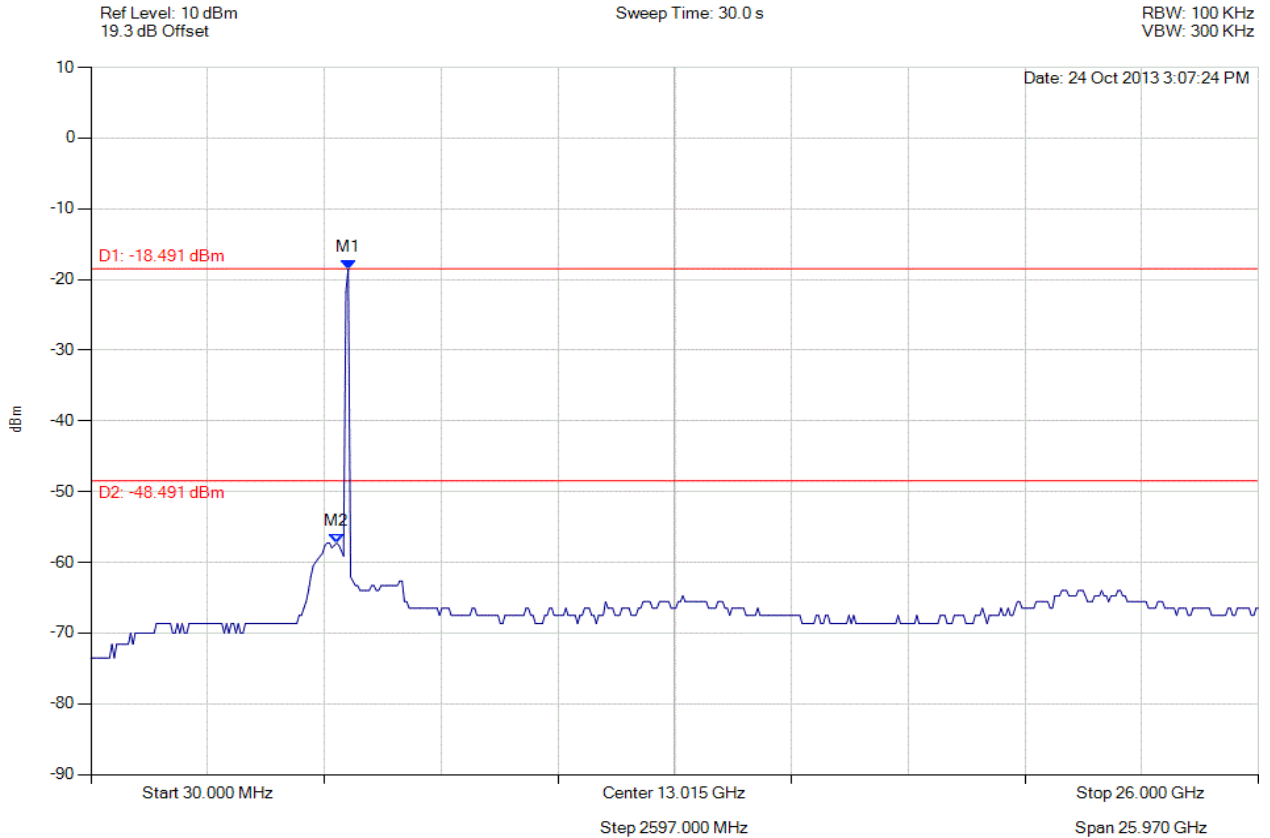
[Back to the Matrix](#)

This test report may be reproduced in full only. The document may only be updated by MiCOM Labs personnel. Any changes will be noted in the Document History section of the report.



**CONDUCTED SPURIOUS EMISSIONS - AVERAGE**

Variant: 802.11a, Channel: 5745.00 MHz, Chain b, Temp: Ambient, Voltage: 56 Vdc



| Analyser Setup   | Marker : Frequency : Amplitude                                     | Test Results                          |
|--|--|---------------------------------------|
| Detector = AVERAGE<br>Sweep Count = 0<br>RF Atten (dB) = 10<br>Trace Mode = VIEW | M1 : 5754.850 MHz : -18.491 dBm<br>M2 : 5494.629 MHz : -57.266 dBm | Limit: -48.49 dBm<br>Margin: -8.78 dB |

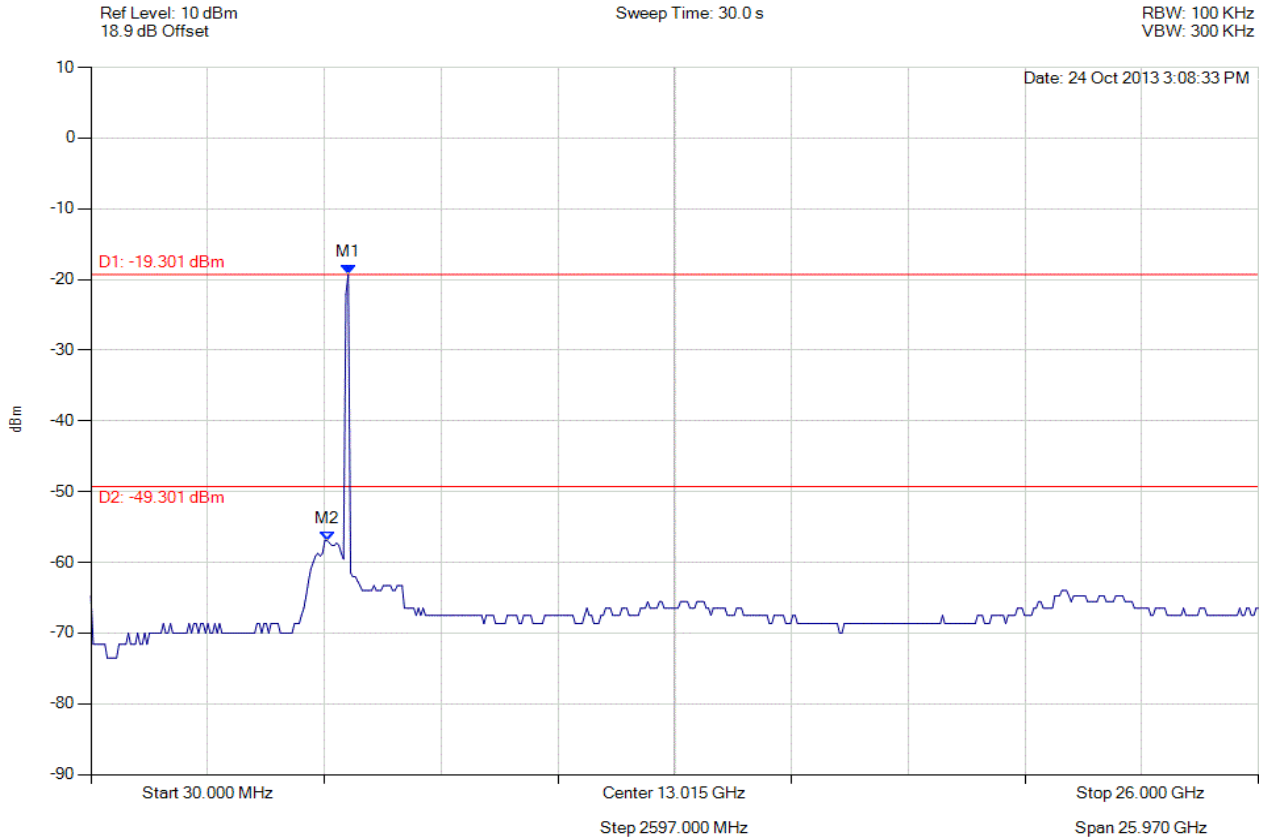
[Back to the Matrix](#)

This test report may be reproduced in full only. The document may only be updated by MiCOM Labs personnel. Any changes will be noted in the Document History section of the report.



**CONDUCTED SPURIOUS EMISSIONS - AVERAGE**

Variant: 802.11a, Channel: 5745.00 MHz, Chain c, Temp: Ambient, Voltage: 56 Vdc



| Analyser Setup   | Marker : Frequency : Amplitude                                     | Test Results                          |
|--|--|---------------------------------------|
| Detector = AVERAGE<br>Sweep Count = 0<br>RF Atten (dB) = 10<br>Trace Mode = VIEW | M1 : 5754.850 MHz : -19.301 dBm<br>M2 : 5286.453 MHz : -56.938 dBm | Limit: -49.30 dBm<br>Margin: -7.64 dB |

[Back to the Matrix](#)

This test report may be reproduced in full only. The document may only be updated by MiCOM Labs personnel. Any changes will be noted in the Document History section of the report.

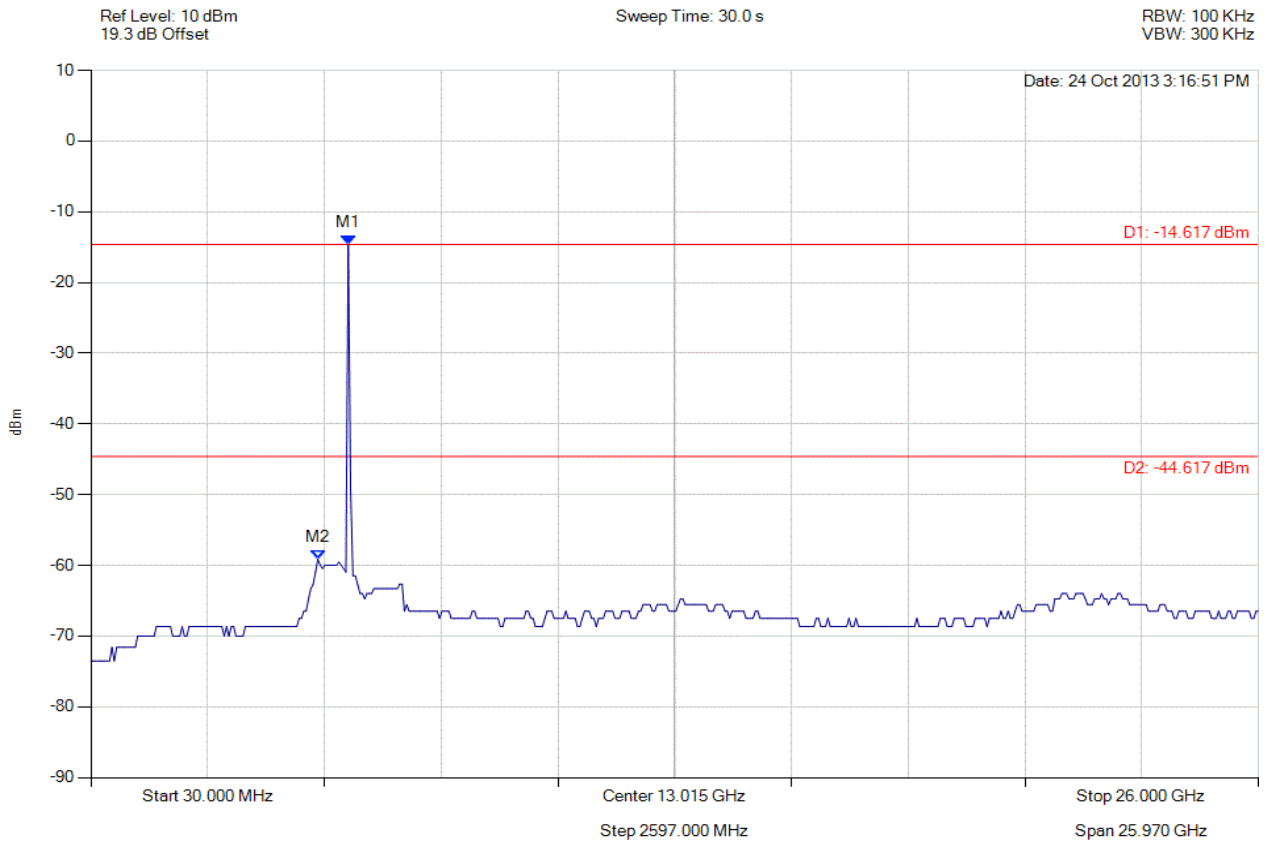


**Title:** Xirrus Inc. XI-AC1300, XI-AC867  
**To:** FCC 47 CFR Part 15.247 & IC RSS-210  
**Serial #:** XIRR04-U3 Rev A  
**Issue Date:** 29th April 2014  
**Page:** 367 of 572



### CONDUCTED SPURIOUS EMISSIONS - AVERAGE

Variant: 802.11a, Channel: 5785.00 MHz, Chain a, Temp: Ambient, Voltage: 56 Vdc



| Analyser Setup   | Marker : Frequency : Amplitude                                     | Test Results                           |
|--|--|--|
| Detector = AVERAGE<br>Sweep Count = 0<br>RF Atten (dB) = 10<br>Trace Mode = VIEW | M1 : 5754.850 MHz : -14.617 dBm<br>M2 : 5078.277 MHz : -59.121 dBm | Limit: -44.62 dBm<br>Margin: -14.50 dB |

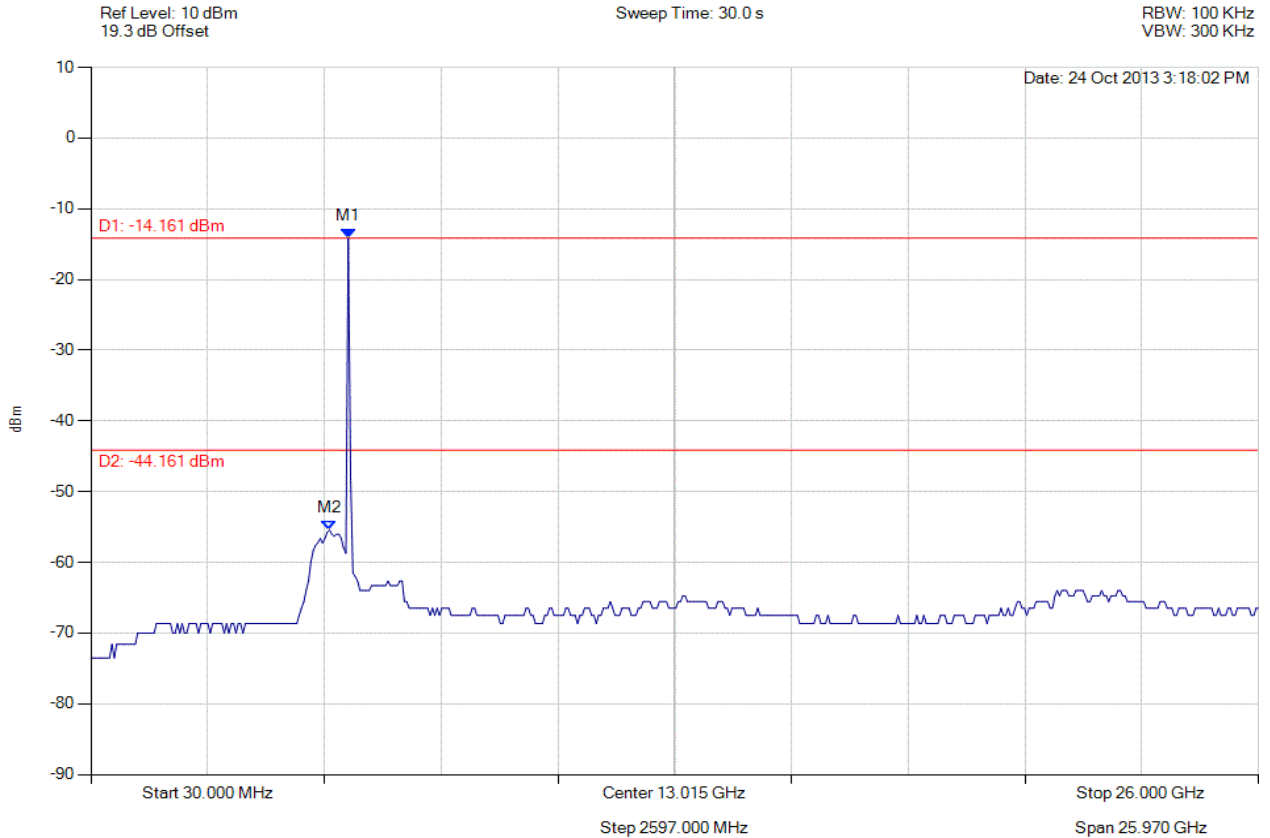
[Back to the Matrix](#)

This test report may be reproduced in full only. The document may only be updated by MiCOM Labs personnel. Any changes will be noted in the Document History section of the report.



**CONDUCTED SPURIOUS EMISSIONS - AVERAGE**

Variant: 802.11a, Channel: 5785.00 MHz, Chain b, Temp: Ambient, Voltage: 56 Vdc



| Analyser Setup   | Marker : Frequency : Amplitude                                     | Test Results                           |
|--|--|--|
| Detector = AVERAGE<br>Sweep Count = 0<br>RF Atten (dB) = 10<br>Trace Mode = VIEW | M1 : 5754.850 MHz : -14.161 dBm<br>M2 : 5338.497 MHz : -55.462 dBm | Limit: -44.16 dBm<br>Margin: -11.30 dB |

[Back to the Matrix](#)

This test report may be reproduced in full only. The document may only be updated by MiCOM Labs personnel. Any changes will be noted in the Document History section of the report.

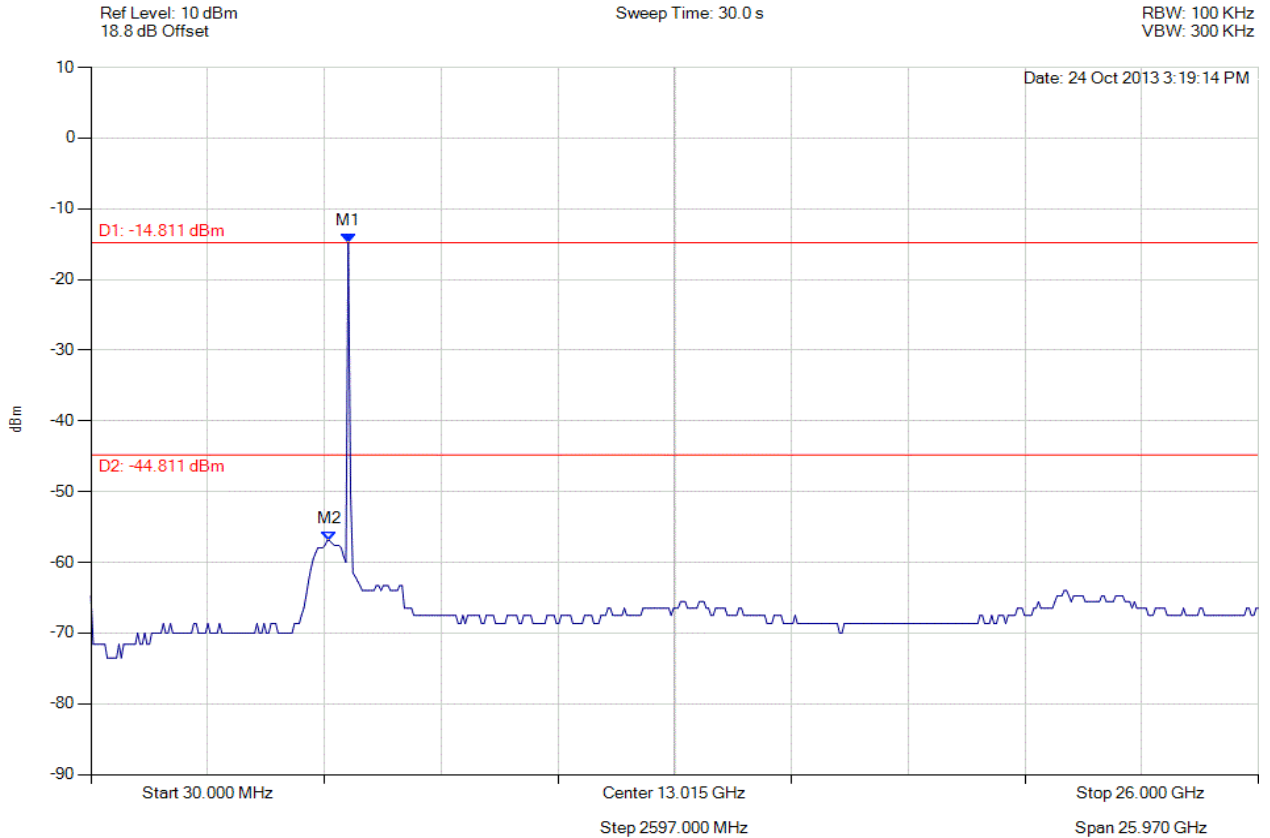


**Title:** Xirrus Inc. XI-AC1300, XI-AC867  
**To:** FCC 47 CFR Part 15.247 & IC RSS-210  
**Serial #:** XIRR04-U3 Rev A  
**Issue Date:** 29th April 2014  
**Page:** 369 of 572



### CONDUCTED SPURIOUS EMISSIONS - AVERAGE

Variant: 802.11a, Channel: 5785.00 MHz, Chain c, Temp: Ambient, Voltage: 56 Vdc



| Analyser Setup   | Marker : Frequency : Amplitude                                     | Test Results                           |
|--|--|--|
| Detector = AVERAGE<br>Sweep Count = 0<br>RF Atten (dB) = 10<br>Trace Mode = VIEW | M1 : 5754.850 MHz : -14.811 dBm<br>M2 : 5338.497 MHz : -56.938 dBm | Limit: -44.81 dBm<br>Margin: -12.13 dB |

[Back to the Matrix](#)

This test report may be reproduced in full only. The document may only be updated by MiCOM Labs personnel. Any changes will be noted in the Document History section of the report.



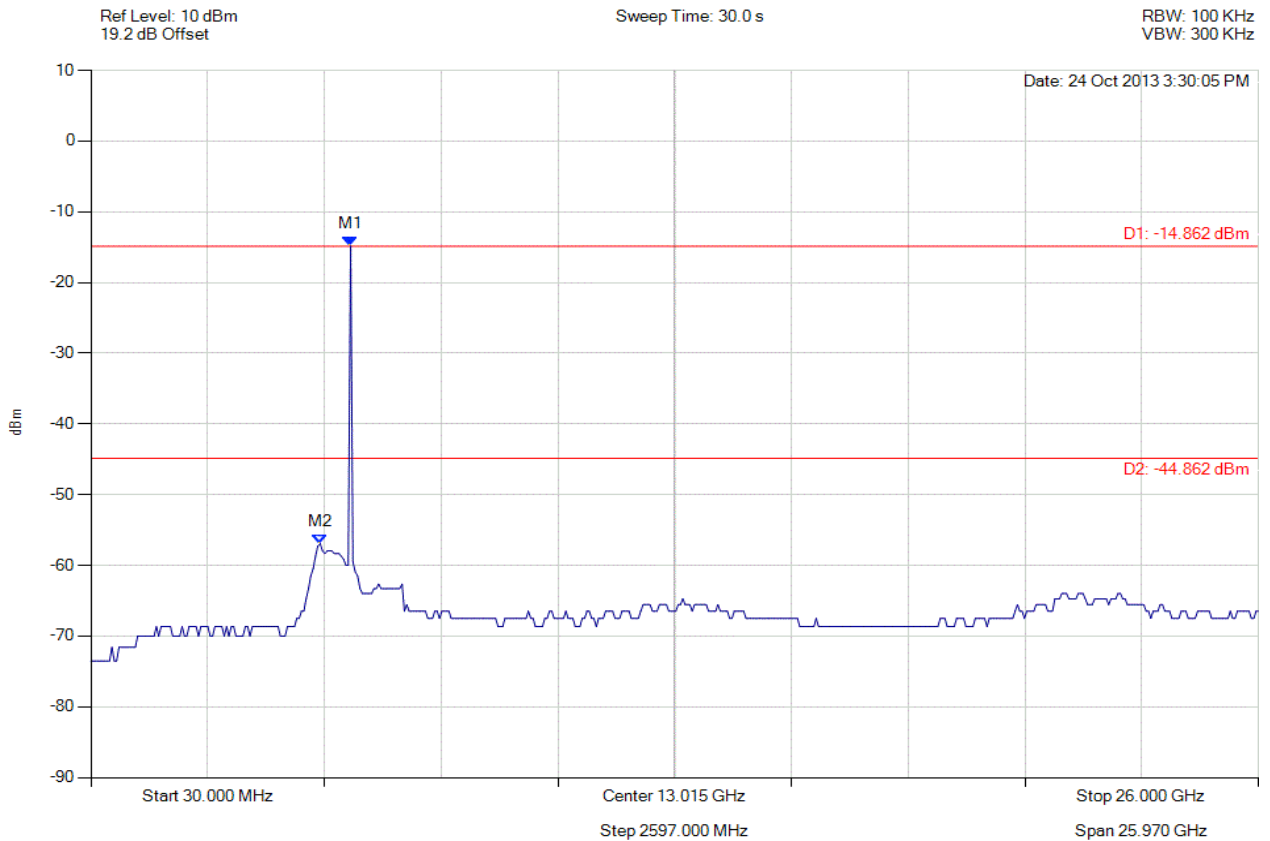


**Title:** Xirrus Inc. XI-AC1300, XI-AC867  
**To:** FCC 47 CFR Part 15.247 & IC RSS-210  
**Serial #:** XIRR04-U3 Rev A  
**Issue Date:** 29th April 2014  
**Page:** 370 of 572



### CONDUCTED SPURIOUS EMISSIONS - AVERAGE

Variant: 802.11a, Channel: 5825.00 MHz, Chain a, Temp: Ambient, Voltage: 56 Vdc



| Analyser Setup   | Marker : Frequency : Amplitude                                     | Test Results                           |
|--|--|--|
| Detector = AVERAGE<br>Sweep Count = 0<br>RF Atten (dB) = 10<br>Trace Mode = VIEW | M1 : 5806.894 MHz : -14.862 dBm<br>M2 : 5130.321 MHz : -56.938 dBm | Limit: -44.86 dBm<br>Margin: -12.08 dB |

[Back to the Matrix](#)

This test report may be reproduced in full only. The document may only be updated by MiCOM Labs personnel. Any changes will be noted in the Document History section of the report.

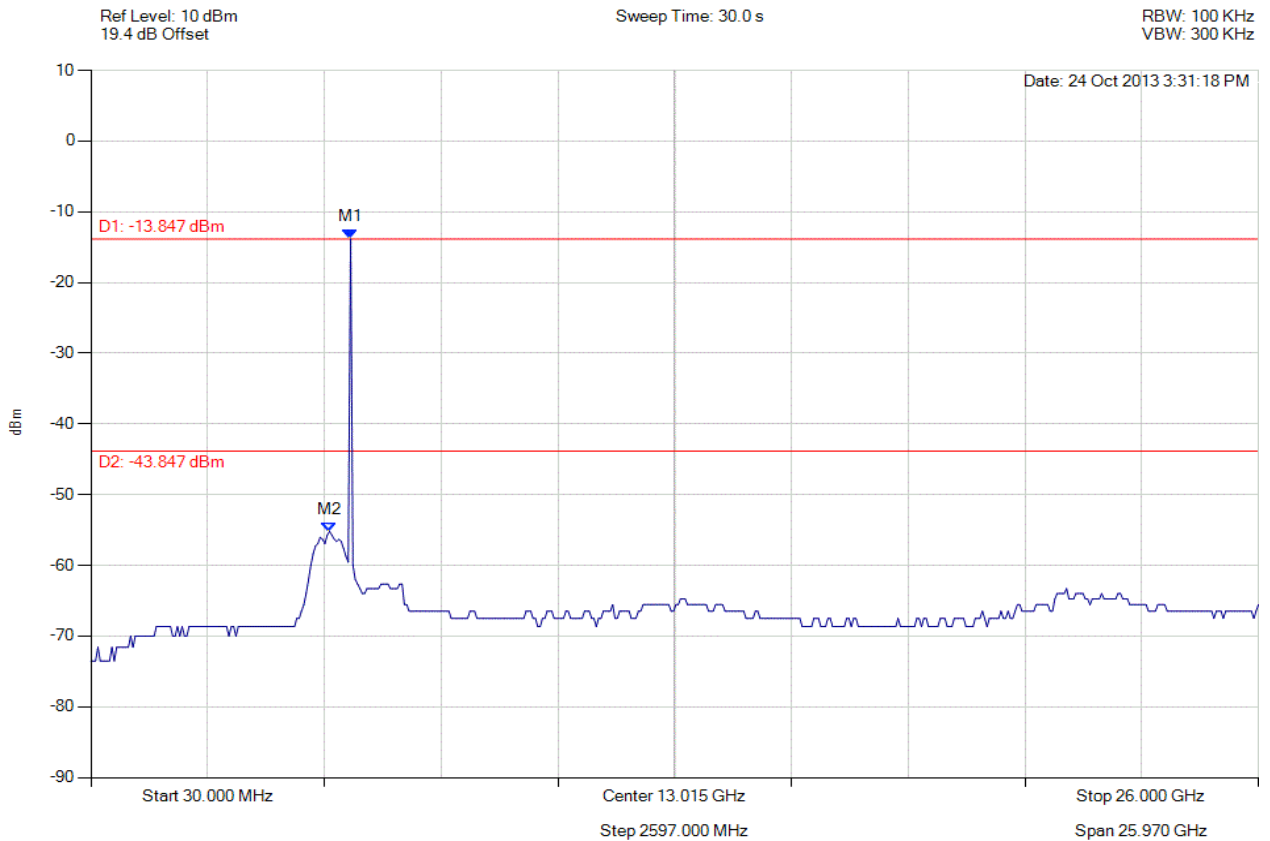


**Title:** Xirrus Inc. XI-AC1300, XI-AC867  
**To:** FCC 47 CFR Part 15.247 & IC RSS-210  
**Serial #:** XIRR04-U3 Rev A  
**Issue Date:** 29th April 2014  
**Page:** 371 of 572



### CONDUCTED SPURIOUS EMISSIONS - AVERAGE

Variant: 802.11a, Channel: 5825.00 MHz, Chain b, Temp: Ambient, Voltage: 56 Vdc



| Analyser Setup   | Marker : Frequency : Amplitude                                     | Test Results                           |
|--|--|--|
| Detector = AVERAGE<br>Sweep Count = 0<br>RF Atten (dB) = 10<br>Trace Mode = VIEW | M1 : 5806.894 MHz : -13.847 dBm<br>M2 : 5338.497 MHz : -55.195 dBm | Limit: -43.85 dBm<br>Margin: -11.34 dB |

[Back to the Matrix](#)

This test report may be reproduced in full only. The document may only be updated by MiCOM Labs personnel. Any changes will be noted in the Document History section of the report.

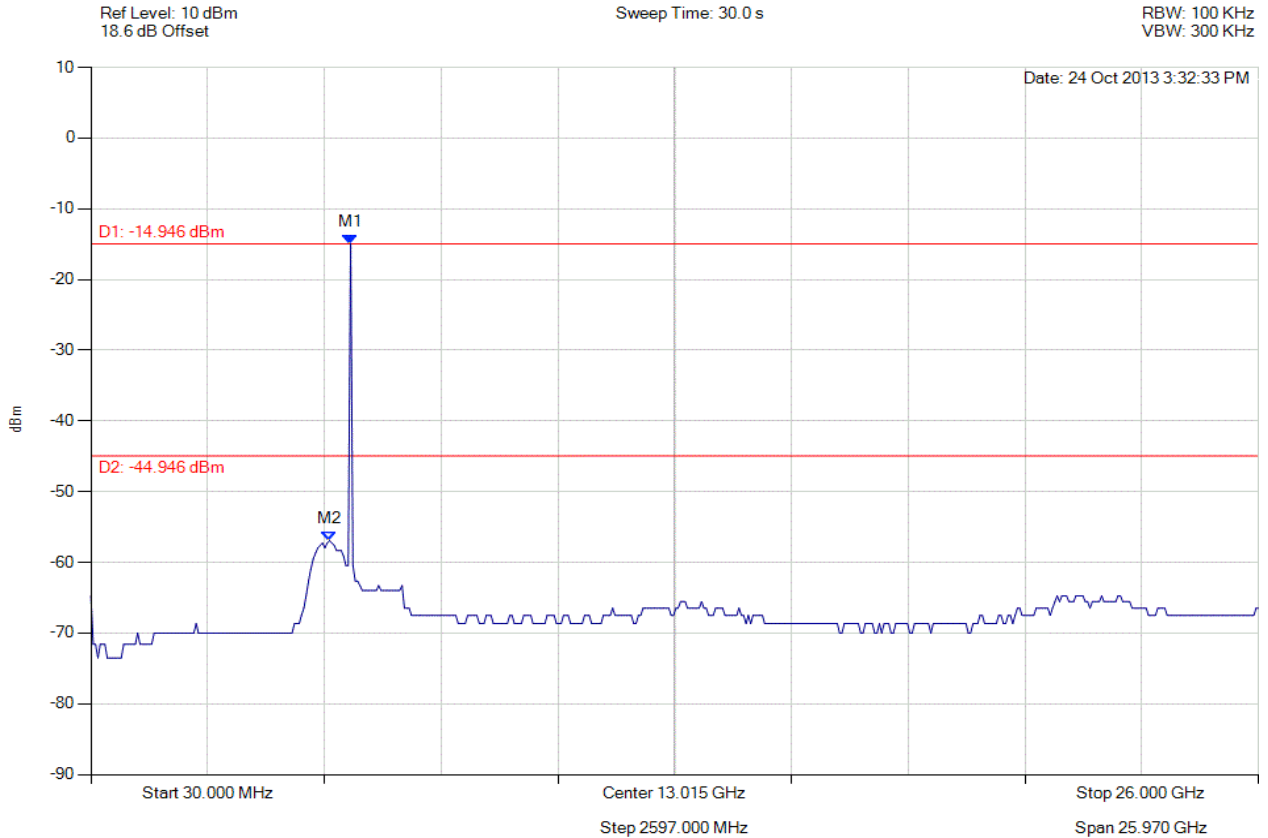


**Title:** Xirrus Inc. XI-AC1300, XI-AC867  
**To:** FCC 47 CFR Part 15.247 & IC RSS-210  
**Serial #:** XIRR04-U3 Rev A  
**Issue Date:** 29th April 2014  
**Page:** 372 of 572



### CONDUCTED SPURIOUS EMISSIONS - AVERAGE

Variant: 802.11a, Channel: 5825.00 MHz, Chain c, Temp: Ambient, Voltage: 56 Vdc



| Analyser Setup   | Marker : Frequency : Amplitude                                     | Test Results                           |
|--|--|--|
| Detector = AVERAGE<br>Sweep Count = 0<br>RF Atten (dB) = 10<br>Trace Mode = VIEW | M1 : 5806.894 MHz : -14.946 dBm<br>M2 : 5338.497 MHz : -56.938 dBm | Limit: -44.95 dBm<br>Margin: -11.99 dB |

[Back to the Matrix](#)

This test report may be reproduced in full only. The document may only be updated by MiCOM Labs personnel. Any changes will be noted in the Document History section of the report.

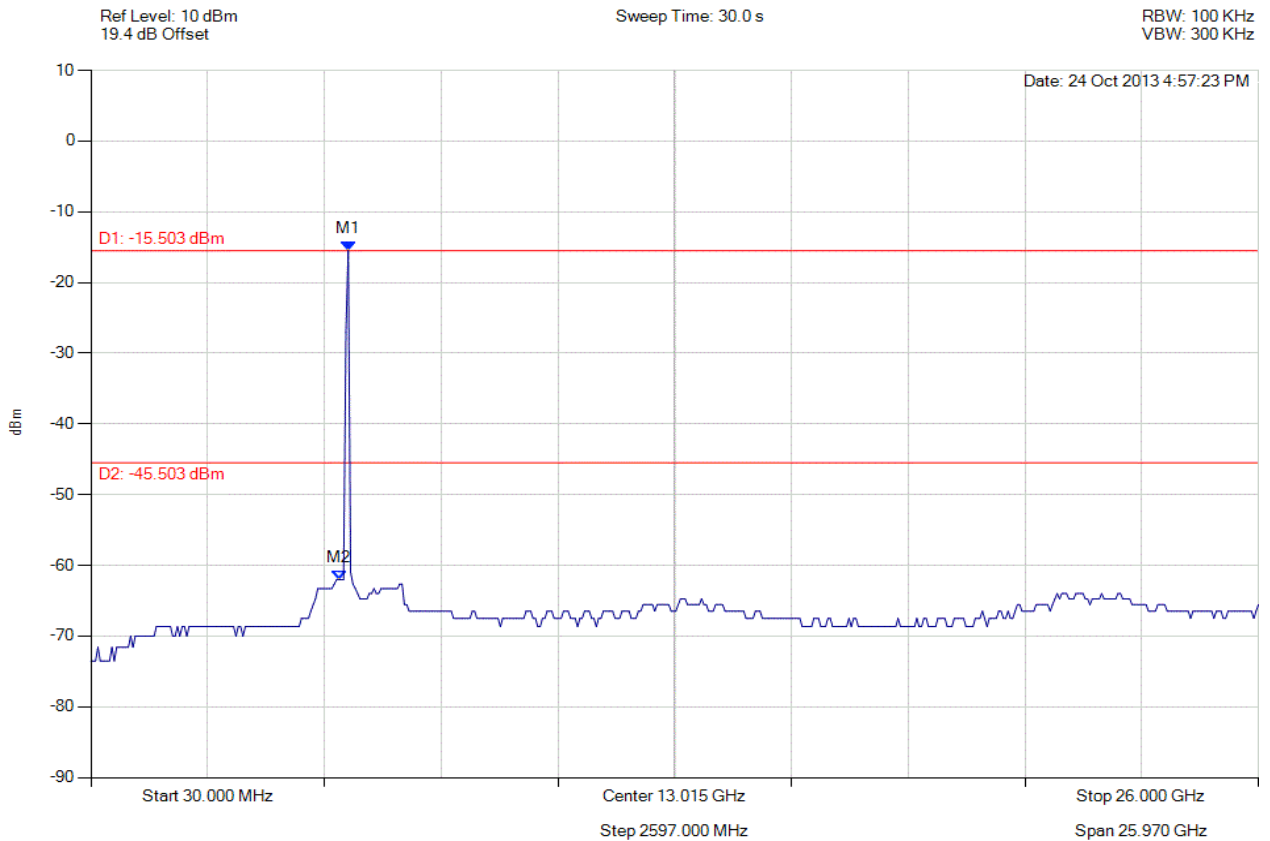


**Title:** Xirrus Inc. XI-AC1300, XI-AC867  
**To:** FCC 47 CFR Part 15.247 & IC RSS-210  
**Serial #:** XIRR04-U3 Rev A  
**Issue Date:** 29th April 2014  
**Page:** 373 of 572



### CONDUCTED SPURIOUS EMISSIONS - AVERAGE

Variant: 802.11ac-40, Channel: 5755.00 MHz, Chain a, Temp: Ambient, Voltage: 56 Vdc



| Analyser Setup   | Marker : Frequency : Amplitude                                     | Test Results                           |
|--|--|--|
| Detector = AVERAGE<br>Sweep Count = 0<br>RF Atten (dB) = 10<br>Trace Mode = VIEW | M1 : 5754.850 MHz : -15.503 dBm<br>M2 : 5546.673 MHz : -62.044 dBm | Limit: -45.50 dBm<br>Margin: -16.54 dB |

[Back to the Matrix](#)

This test report may be reproduced in full only. The document may only be updated by MiCOM Labs personnel. Any changes will be noted in the Document History section of the report.

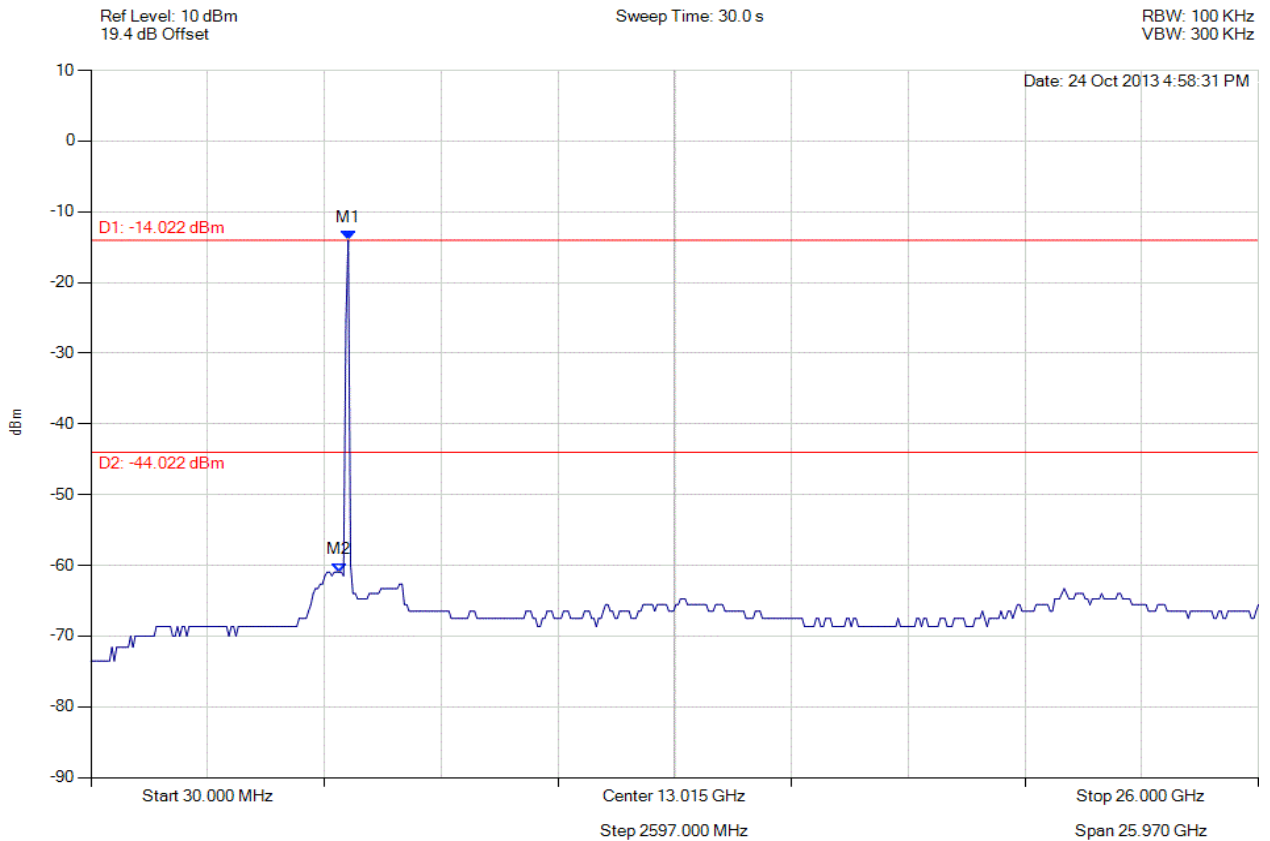


**Title:** Xirrus Inc. XI-AC1300, XI-AC867  
**To:** FCC 47 CFR Part 15.247 & IC RSS-210  
**Serial #:** XIRR04-U3 Rev A  
**Issue Date:** 29th April 2014  
**Page:** 374 of 572



### CONDUCTED SPURIOUS EMISSIONS - AVERAGE

Variant: 802.11ac-40, Channel: 5755.00 MHz, Chain b, Temp: Ambient, Voltage: 56 Vdc



| Analyser Setup   | Marker : Frequency : Amplitude                                     | Test Results                           |
|--|--|--|
| Detector = AVERAGE<br>Sweep Count = 0<br>RF Atten (dB) = 10<br>Trace Mode = VIEW | M1 : 5754.850 MHz : -14.022 dBm<br>M2 : 5546.673 MHz : -60.956 dBm | Limit: -44.02 dBm<br>Margin: -16.94 dB |

[Back to the Matrix](#)

This test report may be reproduced in full only. The document may only be updated by MiCOM Labs personnel. Any changes will be noted in the Document History section of the report.

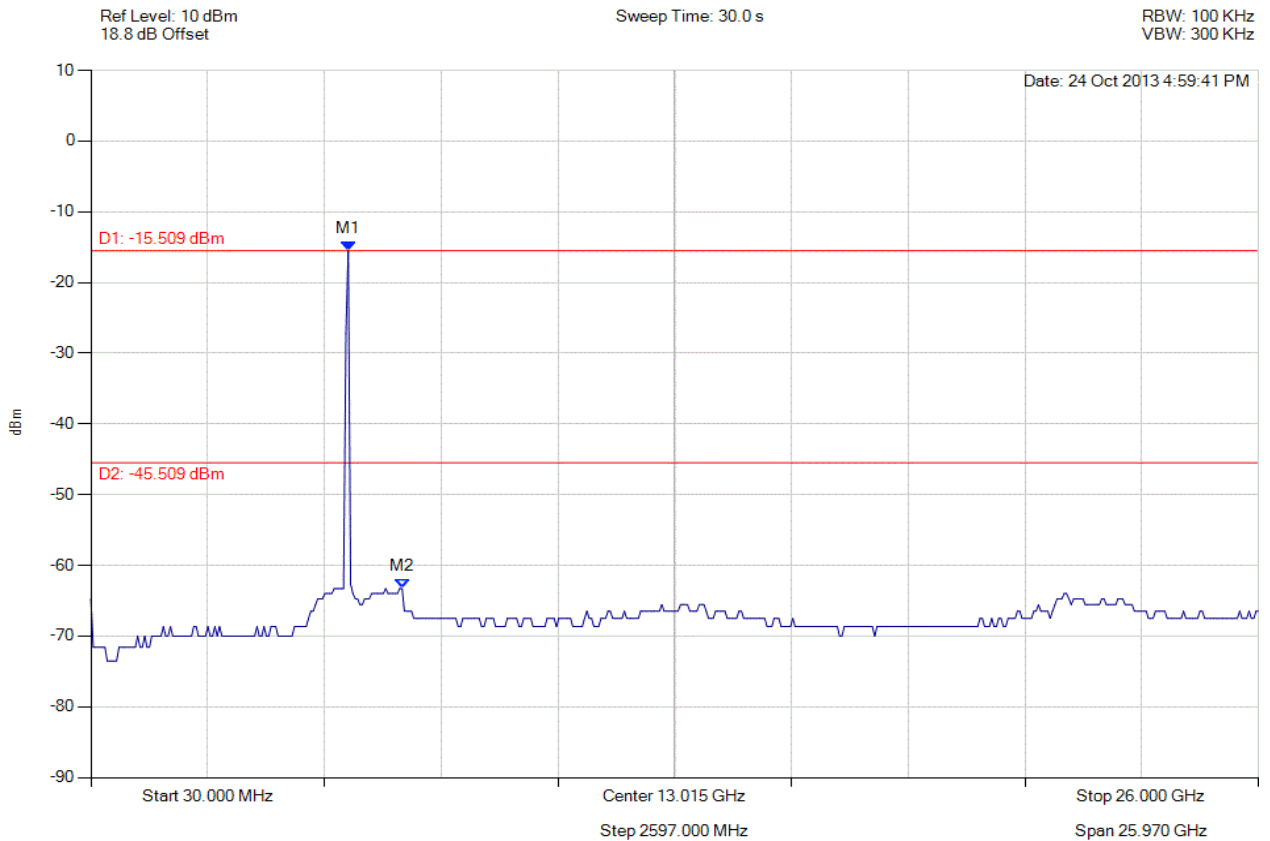


**Title:** Xirrus Inc. XI-AC1300, XI-AC867  
**To:** FCC 47 CFR Part 15.247 & IC RSS-210  
**Serial #:** XIRR04-U3 Rev A  
**Issue Date:** 29th April 2014  
**Page:** 375 of 572



### CONDUCTED SPURIOUS EMISSIONS - AVERAGE

Variant: 802.11ac-40, Channel: 5755.00 MHz, Chain c, Temp: Ambient, Voltage: 56 Vdc



| Analyser Setup   | Marker : Frequency : Amplitude                                     | Test Results                           |
|--|--|--|
| Detector = AVERAGE<br>Sweep Count = 0<br>RF Atten (dB) = 10<br>Trace Mode = VIEW | M1 : 5754.850 MHz : -15.509 dBm<br>M2 : 6951.864 MHz : -63.286 dBm | Limit: -45.51 dBm<br>Margin: -17.78 dB |

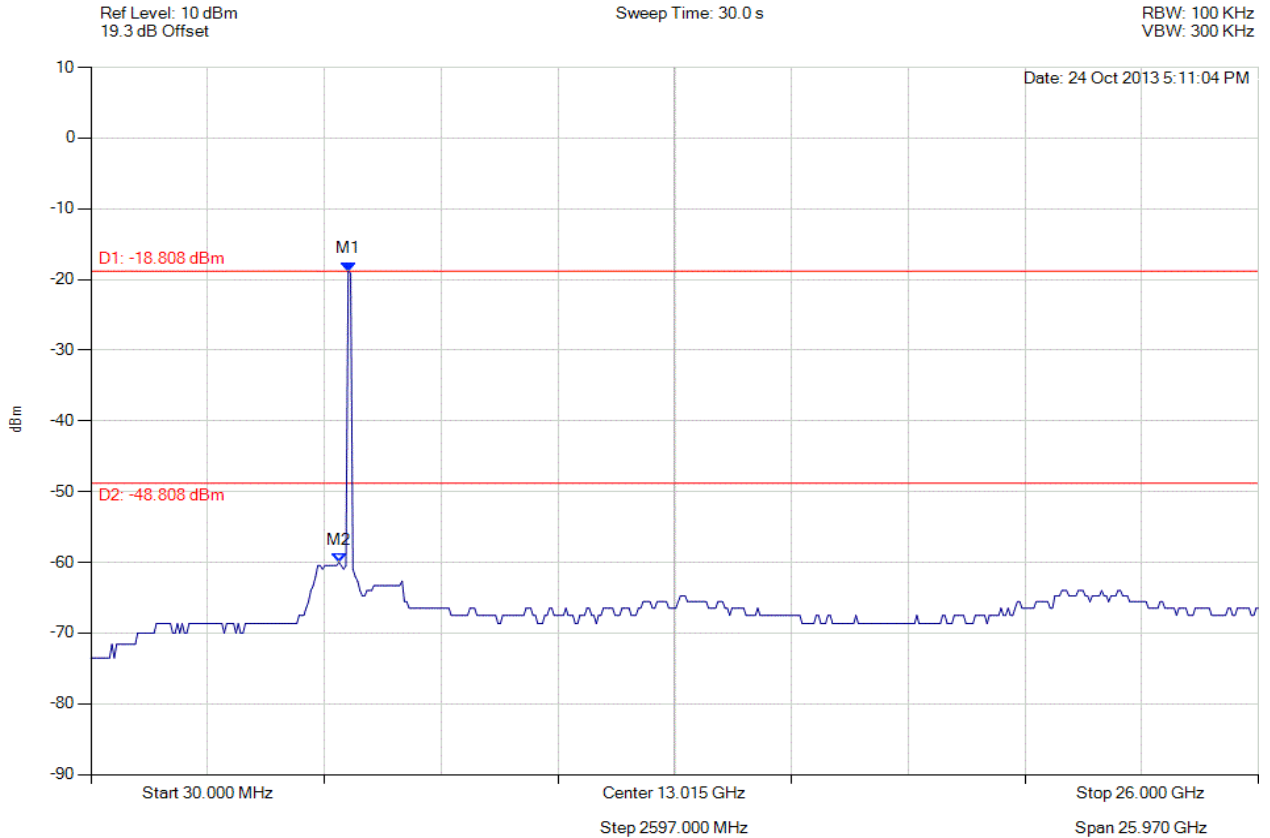
[Back to the Matrix](#)

This test report may be reproduced in full only. The document may only be updated by MiCOM Labs personnel. Any changes will be noted in the Document History section of the report.



**CONDUCTED SPURIOUS EMISSIONS - AVERAGE**

Variant: 802.11ac-40, Channel: 5795.00 MHz, Chain a, Temp: Ambient, Voltage: 56 Vdc



| Analyser Setup   | Marker : Frequency : Amplitude                                     | Test Results                           |
|--|--|--|
| Detector = AVERAGE<br>Sweep Count = 0<br>RF Atten (dB) = 10<br>Trace Mode = VIEW | M1 : 5754.850 MHz : -18.808 dBm<br>M2 : 5546.673 MHz : -59.990 dBm | Limit: -48.81 dBm<br>Margin: -11.18 dB |

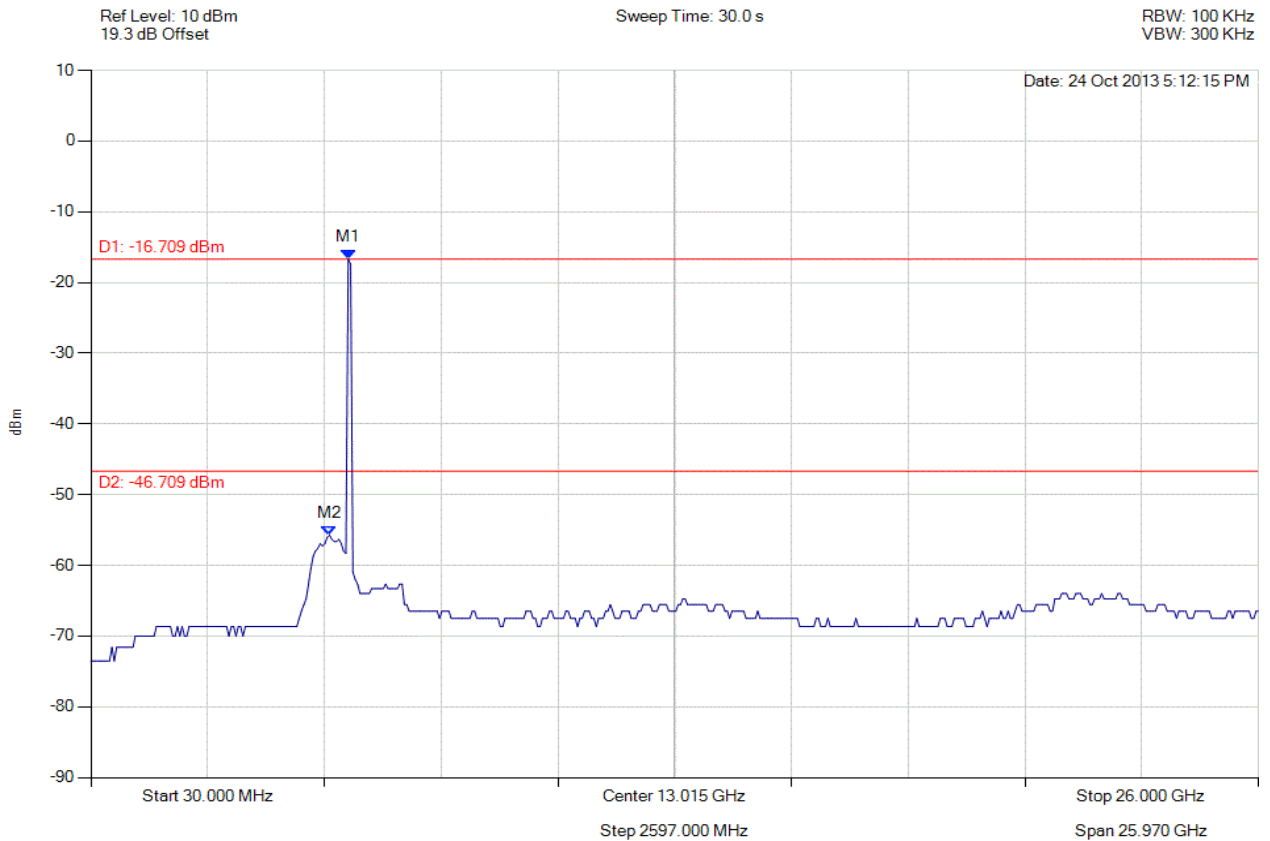
[Back to the Matrix](#)

This test report may be reproduced in full only. The document may only be updated by MiCOM Labs personnel. Any changes will be noted in the Document History section of the report.



**CONDUCTED SPURIOUS EMISSIONS - AVERAGE**

Variant: 802.11ac-40, Channel: 5795.00 MHz, Chain b, Temp: Ambient, Voltage: 56 Vdc



| Analyser Setup   | Marker : Frequency : Amplitude                                     | Test Results                          |
|--|--|---------------------------------------|
| Detector = AVERAGE<br>Sweep Count = 0<br>RF Atten (dB) = 10<br>Trace Mode = VIEW | M1 : 5754.850 MHz : -16.709 dBm<br>M2 : 5338.497 MHz : -55.738 dBm | Limit: -46.71 dBm<br>Margin: -9.03 dB |

[Back to the Matrix](#)

This test report may be reproduced in full only. The document may only be updated by MiCOM Labs personnel. Any changes will be noted in the Document History section of the report.



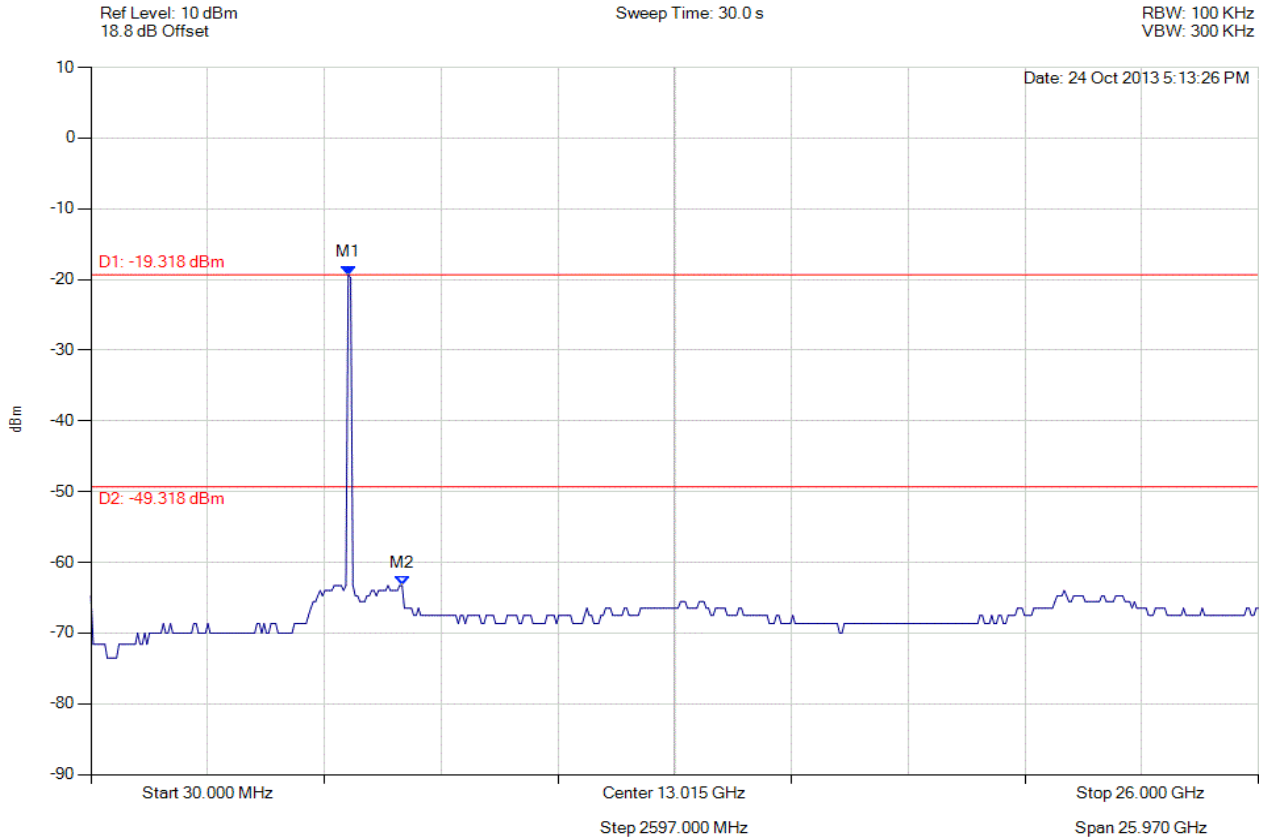


**Title:** Xirrus Inc. XI-AC1300, XI-AC867  
**To:** FCC 47 CFR Part 15.247 & IC RSS-210  
**Serial #:** XIRR04-U3 Rev A  
**Issue Date:** 29th April 2014  
**Page:** 378 of 572



### CONDUCTED SPURIOUS EMISSIONS - AVERAGE

Variant: 802.11ac-40, Channel: 5795.00 MHz, Chain c, Temp: Ambient, Voltage: 56 Vdc



| Analyser Setup   | Marker : Frequency : Amplitude                                     | Test Results                           |
|--|--|--|
| Detector = AVERAGE<br>Sweep Count = 0<br>RF Atten (dB) = 10<br>Trace Mode = VIEW | M1 : 5754.850 MHz : -19.318 dBm<br>M2 : 6951.864 MHz : -63.286 dBm | Limit: -49.32 dBm<br>Margin: -13.97 dB |

[Back to the Matrix](#)

This test report may be reproduced in full only. The document may only be updated by MiCOM Labs personnel. Any changes will be noted in the Document History section of the report.

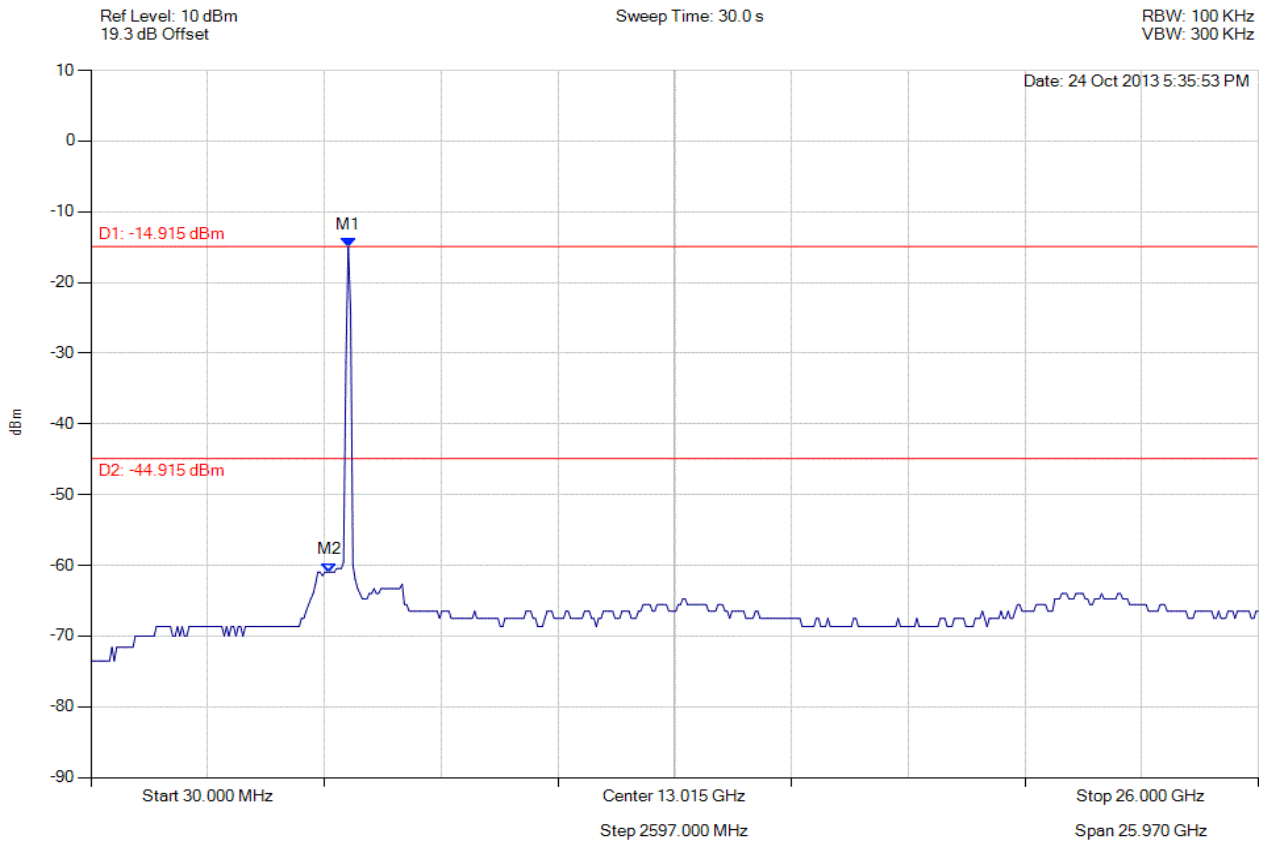


**Title:** Xirrus Inc. XI-AC1300, XI-AC867  
**To:** FCC 47 CFR Part 15.247 & IC RSS-210  
**Serial #:** XIRR04-U3 Rev A  
**Issue Date:** 29th April 2014  
**Page:** 379 of 572



### CONDUCTED SPURIOUS EMISSIONS - AVERAGE

Variant: 802.11ac-80, Channel: 5775.00 MHz, Chain a, Temp: Ambient, Voltage: 56 Vdc



| Analyser Setup   | Marker : Frequency : Amplitude                                     | Test Results                           |
|--|--|--|
| Detector = AVERAGE<br>Sweep Count = 0<br>RF Atten (dB) = 10<br>Trace Mode = VIEW | M1 : 5754.850 MHz : -14.915 dBm<br>M2 : 5338.497 MHz : -60.956 dBm | Limit: -44.92 dBm<br>Margin: -16.04 dB |

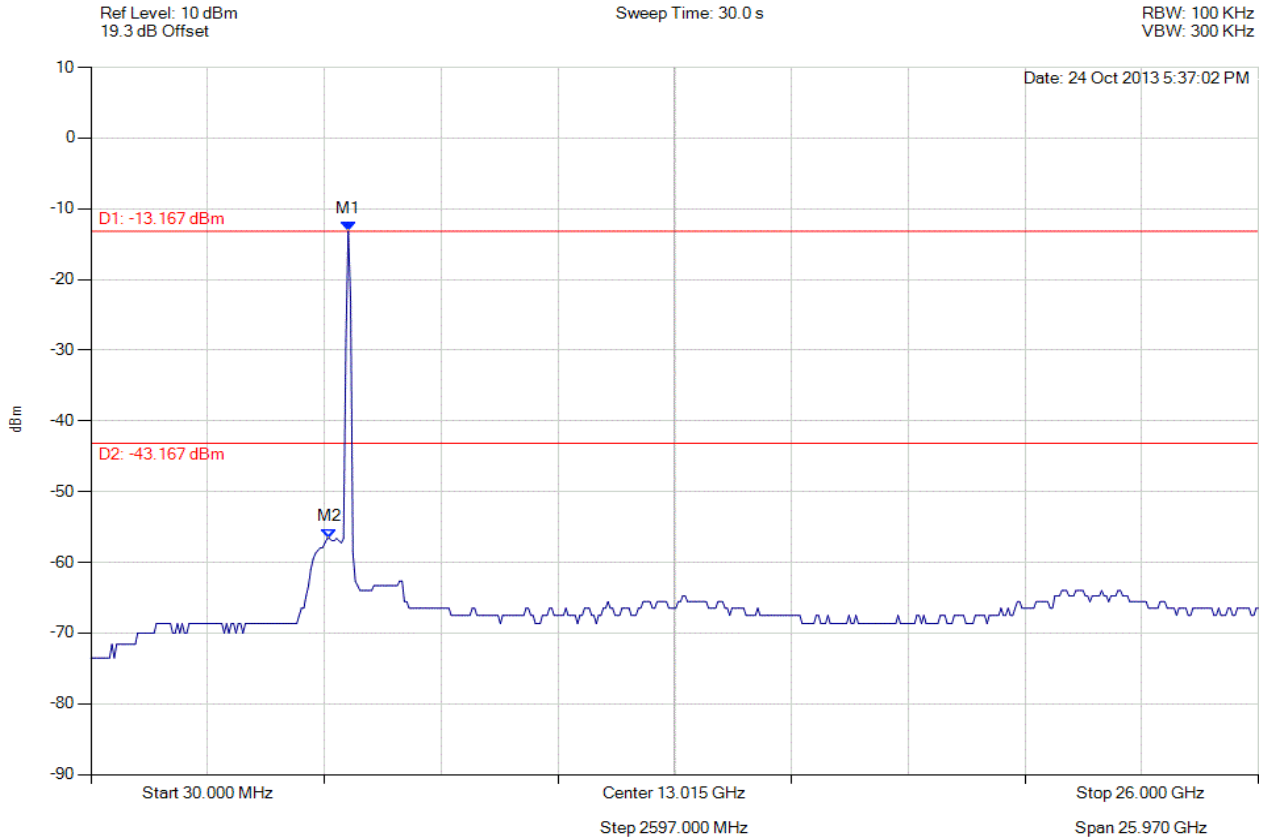
[Back to the Matrix](#)

This test report may be reproduced in full only. The document may only be updated by MiCOM Labs personnel. Any changes will be noted in the Document History section of the report.



**CONDUCTED SPURIOUS EMISSIONS - AVERAGE**

Variant: 802.11ac-80, Channel: 5775.00 MHz, Chain b, Temp: Ambient, Voltage: 56 Vdc



| Analyser Setup   | Marker : Frequency : Amplitude                                     | Test Results                           |
|--|--|--|
| Detector = AVERAGE<br>Sweep Count = 0<br>RF Atten (dB) = 10<br>Trace Mode = VIEW | M1 : 5754.850 MHz : -13.167 dBm<br>M2 : 5338.497 MHz : -56.622 dBm | Limit: -43.17 dBm<br>Margin: -13.45 dB |

[Back to the Matrix](#)

This test report may be reproduced in full only. The document may only be updated by MiCOM Labs personnel. Any changes will be noted in the Document History section of the report.

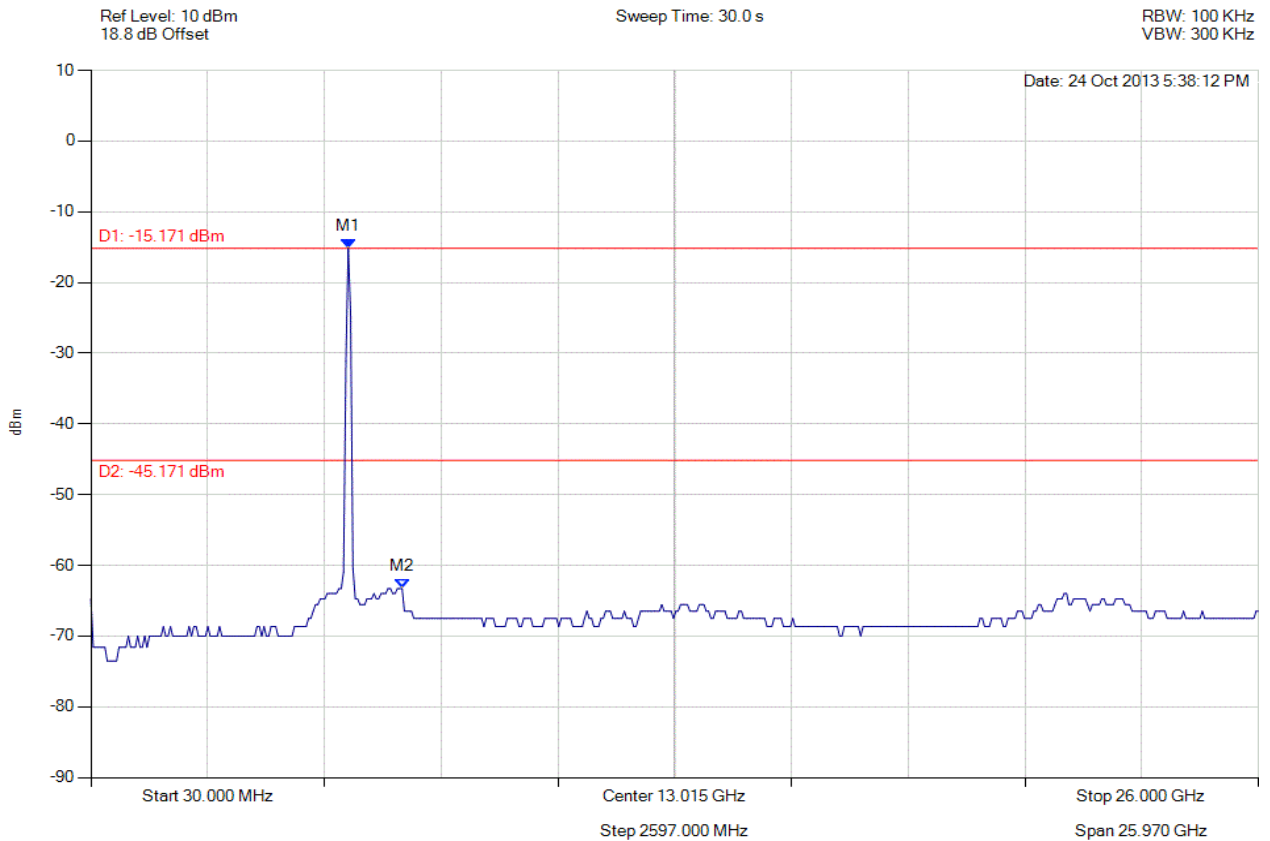


**Title:** Xirrus Inc. XI-AC1300, XI-AC867  
**To:** FCC 47 CFR Part 15.247 & IC RSS-210  
**Serial #:** XIRR04-U3 Rev A  
**Issue Date:** 29th April 2014  
**Page:** 381 of 572



### CONDUCTED SPURIOUS EMISSIONS - AVERAGE

Variant: 802.11ac-80, Channel: 5775.00 MHz, Chain c, Temp: Ambient, Voltage: 56 Vdc



| Analyser Setup   | Marker : Frequency : Amplitude                                     | Test Results                           |
|--|--|--|
| Detector = AVERAGE<br>Sweep Count = 0<br>RF Atten (dB) = 10<br>Trace Mode = VIEW | M1 : 5754.850 MHz : -15.171 dBm<br>M2 : 6951.864 MHz : -63.286 dBm | Limit: -45.17 dBm<br>Margin: -18.12 dB |

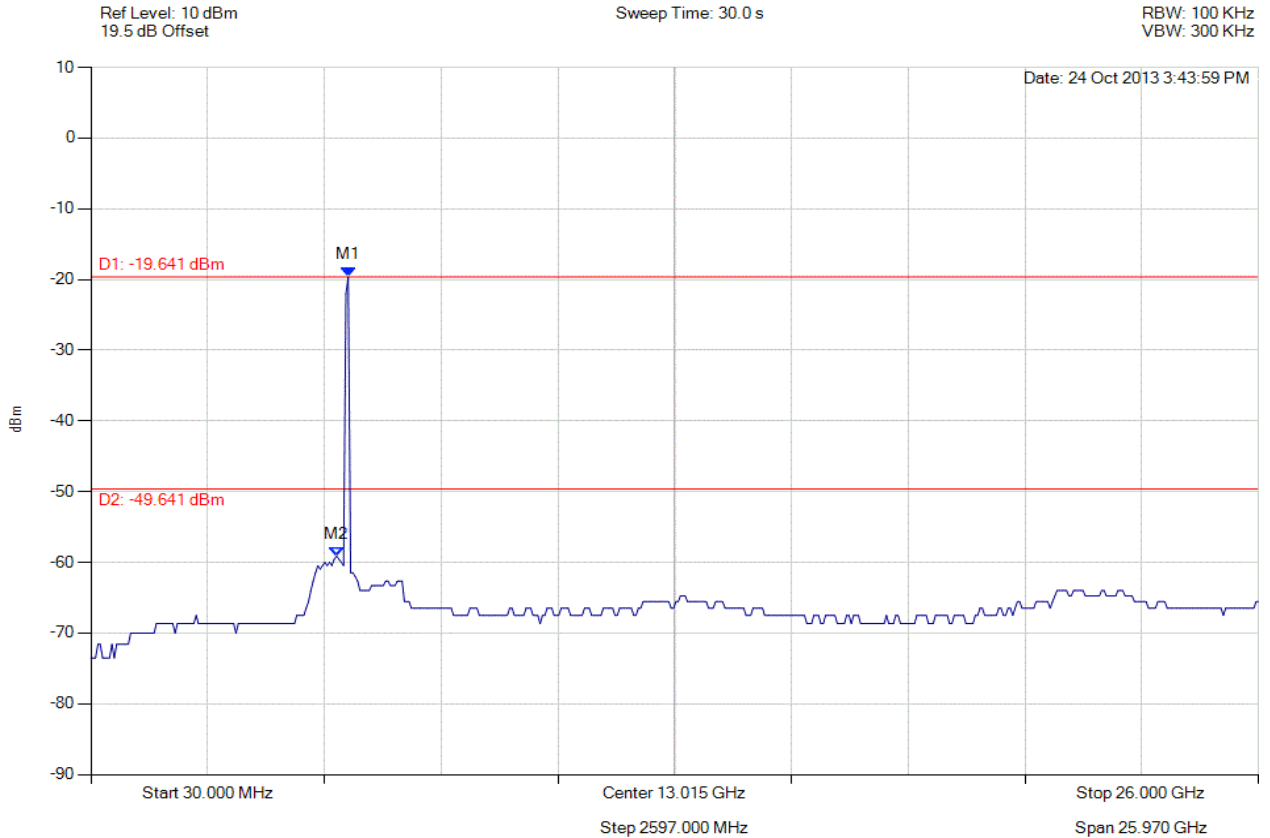
[Back to the Matrix](#)

This test report may be reproduced in full only. The document may only be updated by MiCOM Labs personnel. Any changes will be noted in the Document History section of the report.



**CONDUCTED SPURIOUS EMISSIONS - AVERAGE**

Variants: 802.11n HT-20, Channel: 5745.00 MHz, Chain a, Temp: Ambient, Voltage: 56 Vdc



| Analyser Setup   | Marker : Frequency : Amplitude                                     | Test Results                          |
|--|--|---------------------------------------|
| Detector = AVERAGE<br>Sweep Count = 0<br>RF Atten (dB) = 10<br>Trace Mode = VIEW | M1 : 5754.850 MHz : -19.641 dBm<br>M2 : 5494.629 MHz : -59.121 dBm | Limit: -49.64 dBm<br>Margin: -9.48 dB |

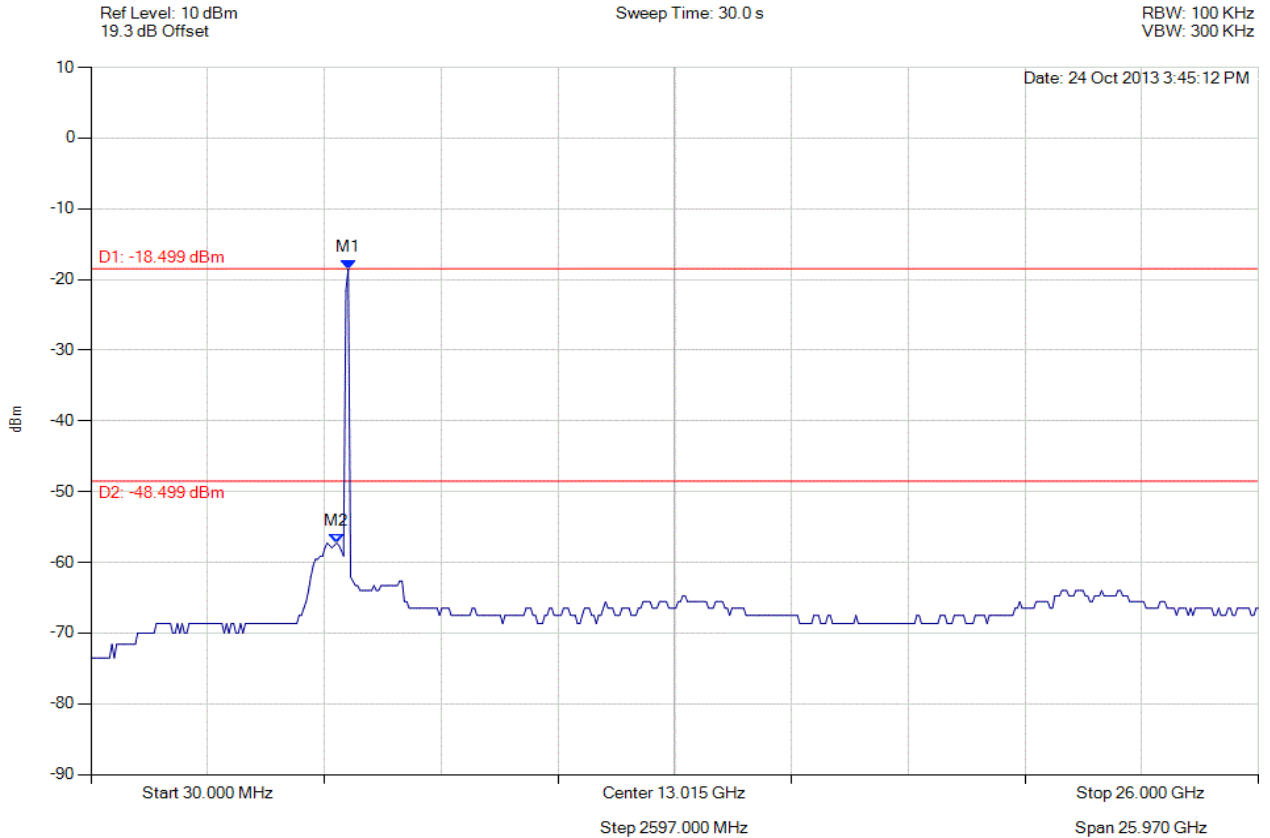
[Back to the Matrix](#)

This test report may be reproduced in full only. The document may only be updated by MiCOM Labs personnel. Any changes will be noted in the Document History section of the report.



**CONDUCTED SPURIOUS EMISSIONS - AVERAGE**

Variant: 802.11n HT-20, Channel: 5745.00 MHz, Chain b, Temp: Ambient, Voltage: 56 Vdc



| Analyser Setup   | Marker : Frequency : Amplitude                                     | Test Results                          |
|--|--|---------------------------------------|
| Detector = AVERAGE<br>Sweep Count = 0<br>RF Atten (dB) = 10<br>Trace Mode = VIEW | M1 : 5754.850 MHz : -18.499 dBm<br>M2 : 5494.629 MHz : -57.266 dBm | Limit: -48.50 dBm<br>Margin: -8.77 dB |

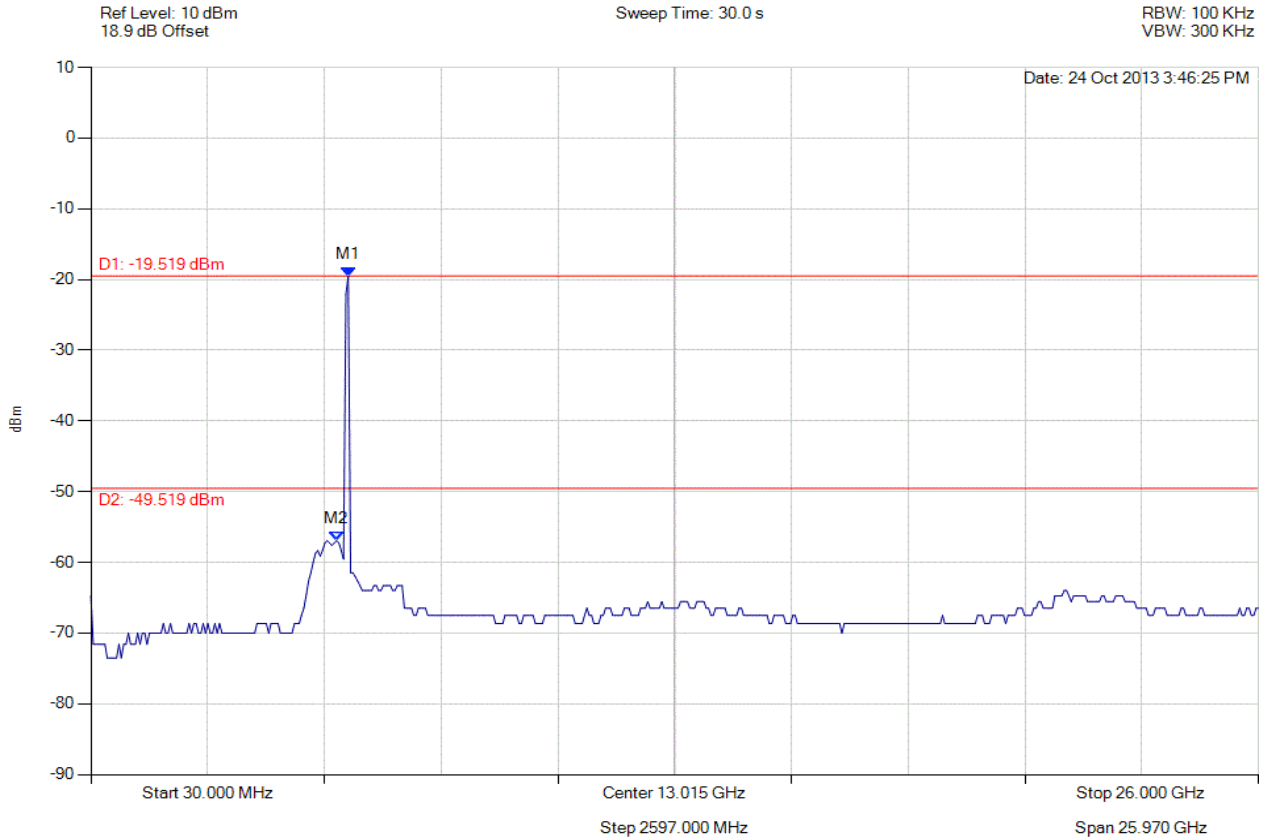
[Back to the Matrix](#)

This test report may be reproduced in full only. The document may only be updated by MiCOM Labs personnel. Any changes will be noted in the Document History section of the report.



**CONDUCTED SPURIOUS EMISSIONS - AVERAGE**

Variation: 802.11n HT-20, Channel: 5745.00 MHz, Chain c, Temp: Ambient, Voltage: 56 Vdc



| Analyser Setup   | Marker : Frequency : Amplitude                                     | Test Results                          |
|--|--|---------------------------------------|
| Detector = AVERAGE<br>Sweep Count = 0<br>RF Atten (dB) = 10<br>Trace Mode = VIEW | M1 : 5754.850 MHz : -19.519 dBm<br>M2 : 5494.629 MHz : -56.938 dBm | Limit: -49.52 dBm<br>Margin: -7.42 dB |

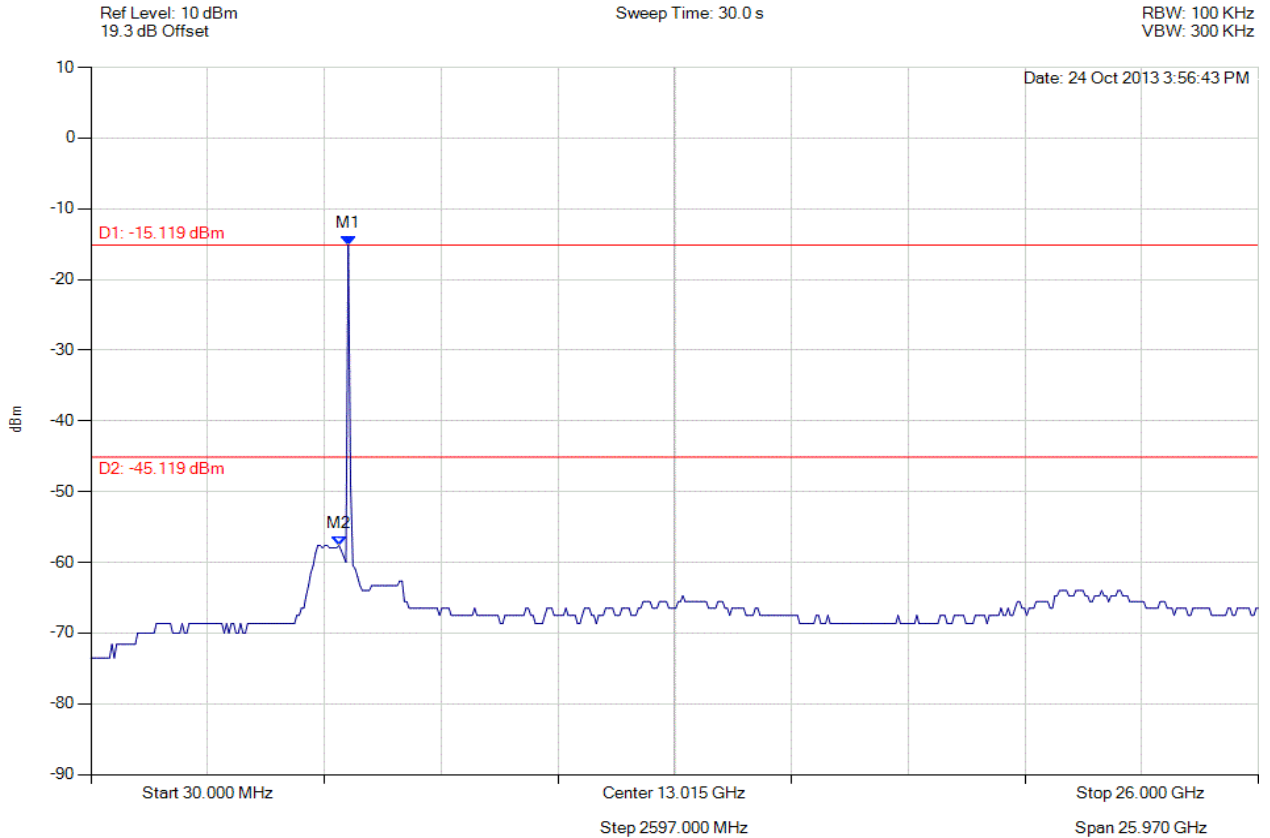
[Back to the Matrix](#)

This test report may be reproduced in full only. The document may only be updated by MiCOM Labs personnel. Any changes will be noted in the Document History section of the report.



**CONDUCTED SPURIOUS EMISSIONS - AVERAGE**

Variant: 802.11n HT-20, Channel: 5785.00 MHz, Chain a, Temp: Ambient, Voltage: 56 Vdc



| Analyser Setup   | Marker : Frequency : Amplitude                                     | Test Results                           |
|--|--|--|
| Detector = AVERAGE<br>Sweep Count = 0<br>RF Atten (dB) = 10<br>Trace Mode = VIEW | M1 : 5754.850 MHz : -15.119 dBm<br>M2 : 5546.673 MHz : -57.607 dBm | Limit: -45.12 dBm<br>Margin: -12.49 dB |

[Back to the Matrix](#)

This test report may be reproduced in full only. The document may only be updated by MiCOM Labs personnel. Any changes will be noted in the Document History section of the report.



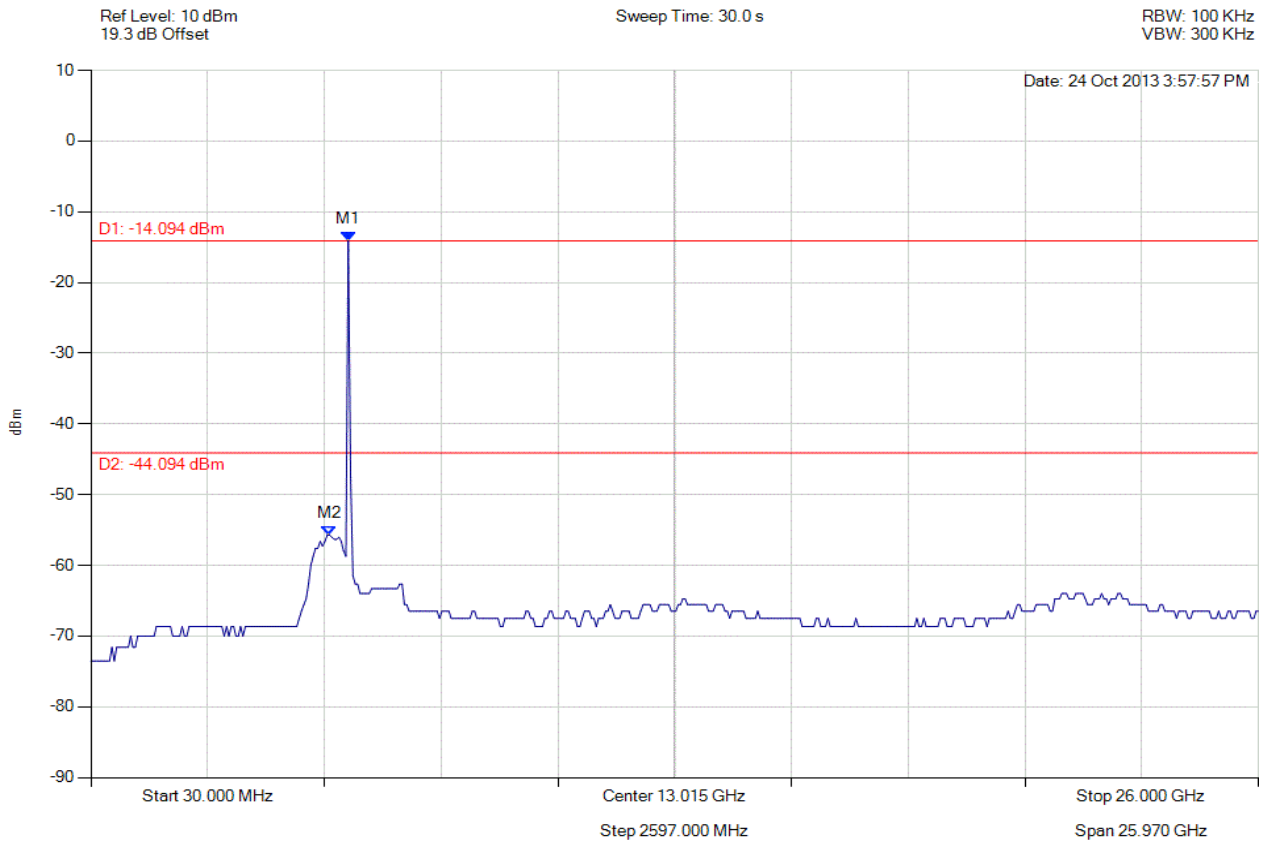


**Title:** Xirrus Inc. XI-AC1300, XI-AC867  
**To:** FCC 47 CFR Part 15.247 & IC RSS-210  
**Serial #:** XIRR04-U3 Rev A  
**Issue Date:** 29th April 2014  
**Page:** 386 of 572



### CONDUCTED SPURIOUS EMISSIONS - AVERAGE

Variant: 802.11n HT-20, Channel: 5785.00 MHz, Chain b, Temp: Ambient, Voltage: 56 Vdc



| Analyser Setup   | Marker : Frequency : Amplitude                                     | Test Results                           |
|--|--|--|
| Detector = AVERAGE<br>Sweep Count = 0<br>RF Atten (dB) = 10<br>Trace Mode = VIEW | M1 : 5754.850 MHz : -14.094 dBm<br>M2 : 5338.497 MHz : -55.738 dBm | Limit: -44.09 dBm<br>Margin: -11.65 dB |

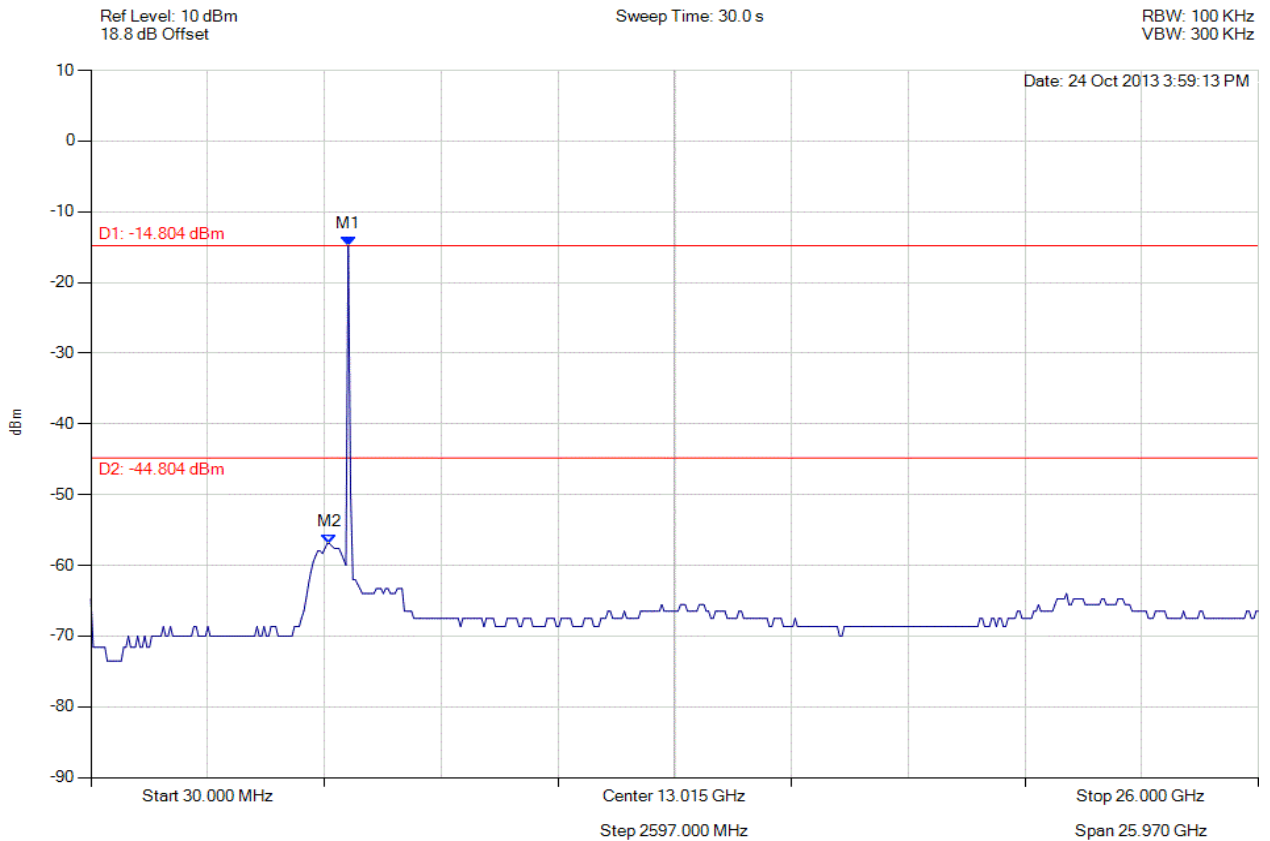
[Back to the Matrix](#)

This test report may be reproduced in full only. The document may only be updated by MiCOM Labs personnel. Any changes will be noted in the Document History section of the report.



**CONDUCTED SPURIOUS EMISSIONS - AVERAGE**

Variant: 802.11n HT-20, Channel: 5785.00 MHz, Chain c, Temp: Ambient, Voltage: 56 Vdc



| Analyser Setup   | Marker : Frequency : Amplitude                                     | Test Results                           |
|--|--|--|
| Detector = AVERAGE<br>Sweep Count = 0<br>RF Atten (dB) = 10<br>Trace Mode = VIEW | M1 : 5754.850 MHz : -14.804 dBm<br>M2 : 5338.497 MHz : -56.938 dBm | Limit: -44.80 dBm<br>Margin: -12.14 dB |

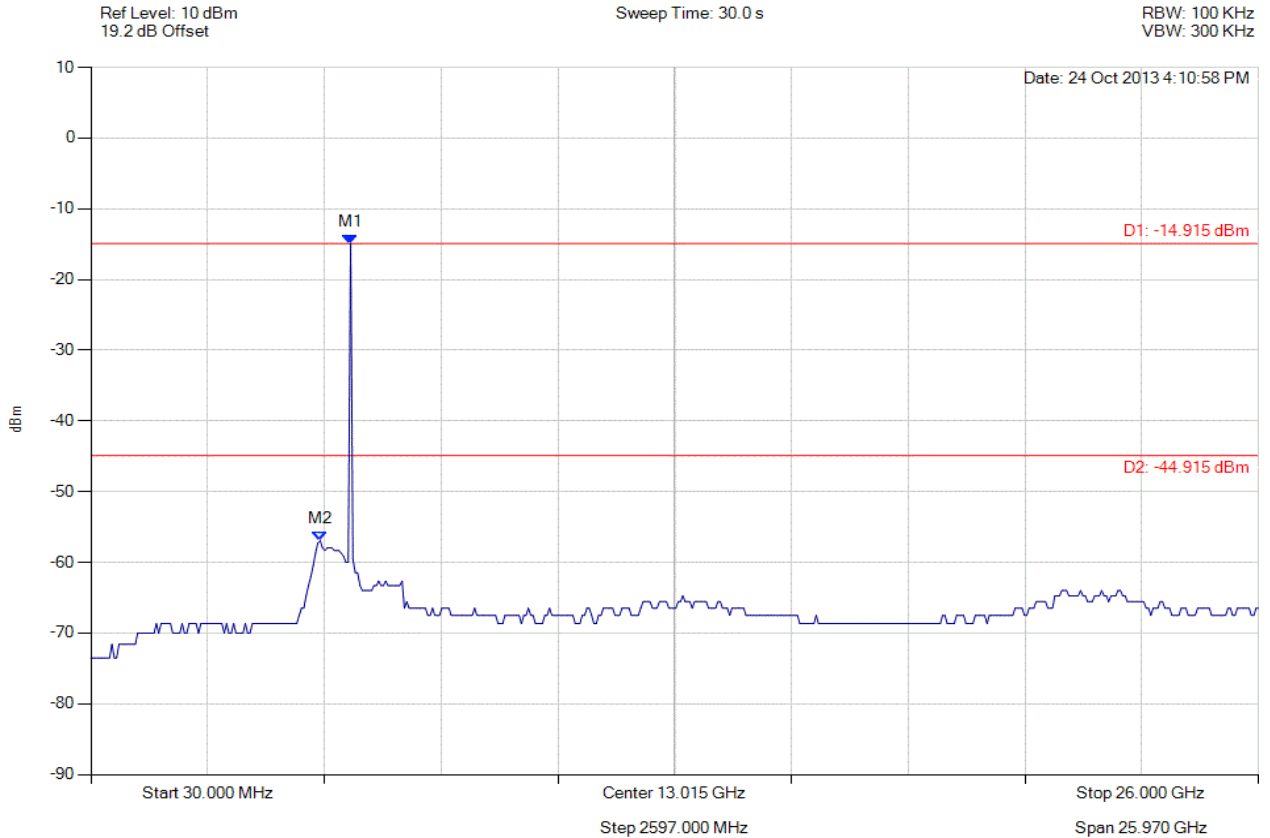
[Back to the Matrix](#)

This test report may be reproduced in full only. The document may only be updated by MiCOM Labs personnel. Any changes will be noted in the Document History section of the report.



**CONDUCTED SPURIOUS EMISSIONS - AVERAGE**

Variant: 802.11n HT-20, Channel: 5825.00 MHz, Chain a, Temp: Ambient, Voltage: 56 Vdc



| Analyser Setup   | Marker : Frequency : Amplitude                                     | Test Results                           |
|--|--|--|
| Detector = AVERAGE<br>Sweep Count = 0<br>RF Atten (dB) = 10<br>Trace Mode = VIEW | M1 : 5806.894 MHz : -14.915 dBm<br>M2 : 5130.321 MHz : -56.938 dBm | Limit: -44.92 dBm<br>Margin: -12.02 dB |

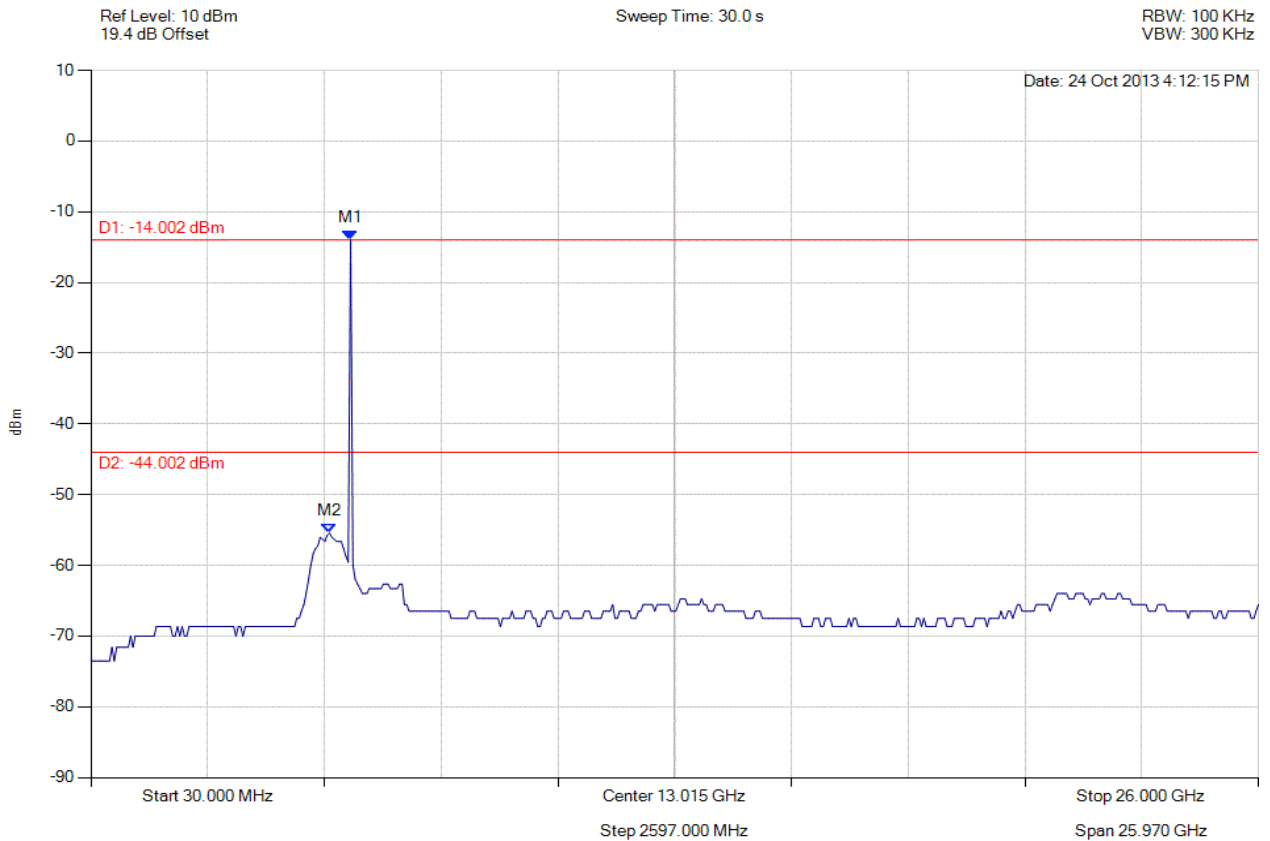
[Back to the Matrix](#)

This test report may be reproduced in full only. The document may only be updated by MiCOM Labs personnel. Any changes will be noted in the Document History section of the report.



**CONDUCTED SPURIOUS EMISSIONS - AVERAGE**

Variant: 802.11n HT-20, Channel: 5825.00 MHz, Chain b, Temp: Ambient, Voltage: 56 Vdc



| Analyser Setup   | Marker : Frequency : Amplitude                                     | Test Results                           |
|--|--|--|
| Detector = AVERAGE<br>Sweep Count = 0<br>RF Atten (dB) = 10<br>Trace Mode = VIEW | M1 : 5806.894 MHz : -14.002 dBm<br>M2 : 5338.497 MHz : -55.462 dBm | Limit: -44.00 dBm<br>Margin: -11.46 dB |

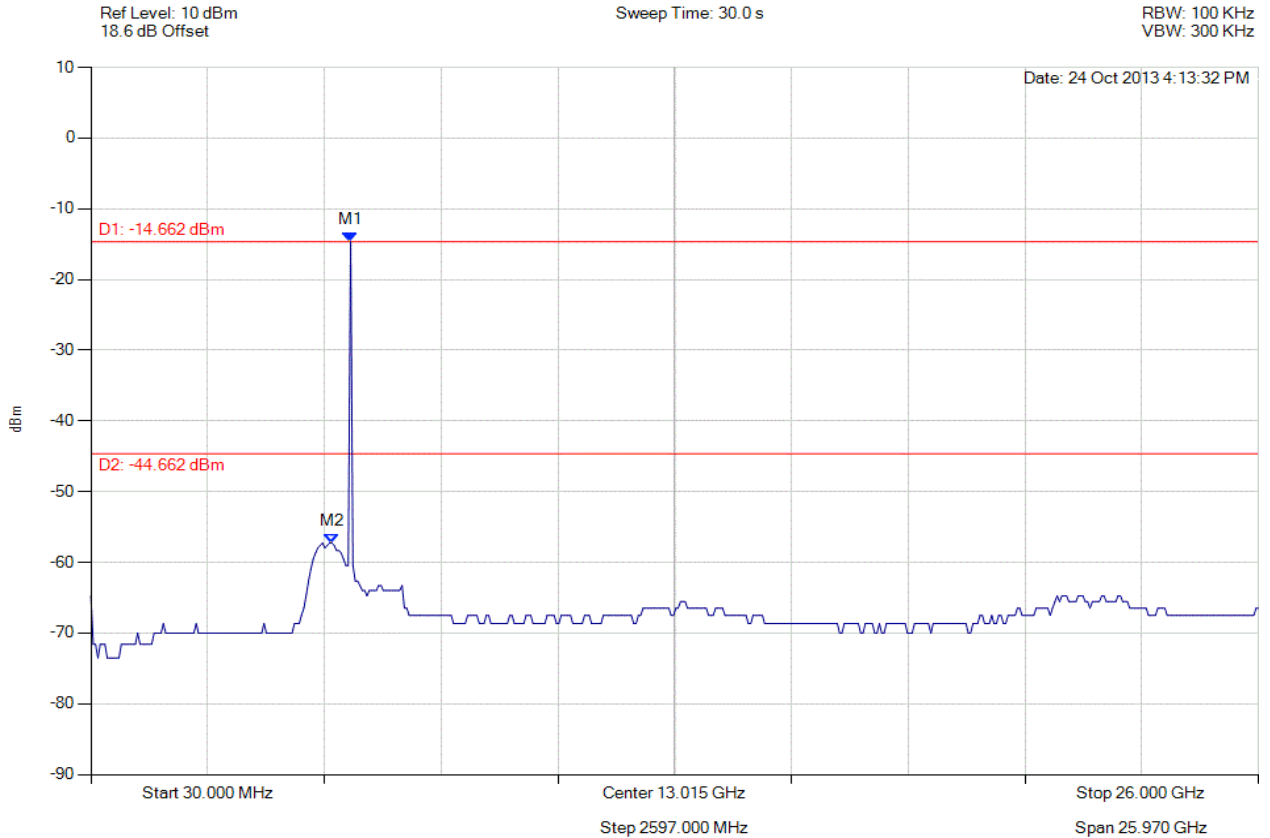
[Back to the Matrix](#)

This test report may be reproduced in full only. The document may only be updated by MiCOM Labs personnel. Any changes will be noted in the Document History section of the report.



**CONDUCTED SPURIOUS EMISSIONS - AVERAGE**

Variant: 802.11n HT-20, Channel: 5825.00 MHz, Chain c, Temp: Ambient, Voltage: 56 Vdc



| Analyser Setup   | Marker : Frequency : Amplitude                                     | Test Results                           |
|--|--|--|
| Detector = AVERAGE<br>Sweep Count = 0<br>RF Atten (dB) = 10<br>Trace Mode = VIEW | M1 : 5806.894 MHz : -14.662 dBm<br>M2 : 5390.541 MHz : -57.266 dBm | Limit: -44.66 dBm<br>Margin: -12.61 dB |

[Back to the Matrix](#)

This test report may be reproduced in full only. The document may only be updated by MiCOM Labs personnel. Any changes will be noted in the Document History section of the report.

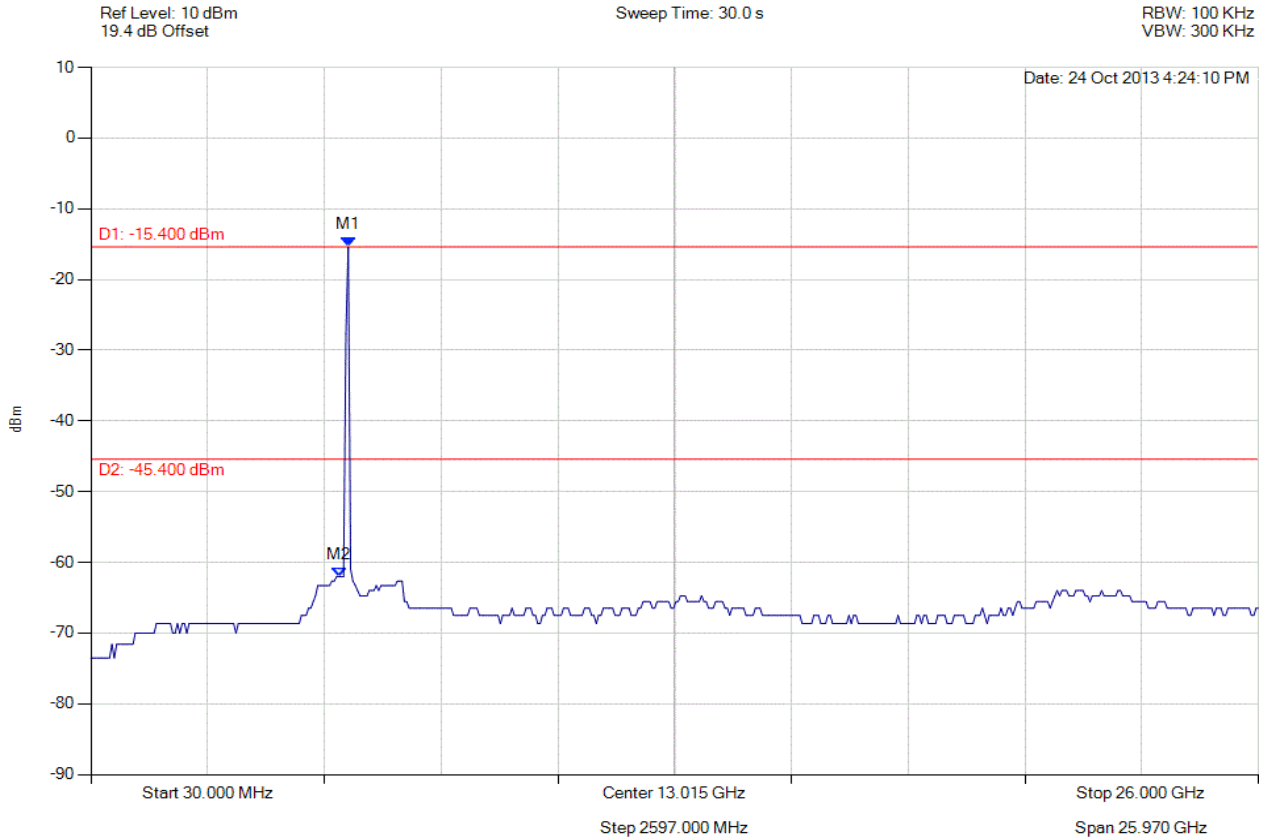


**Title:** Xirrus Inc. XI-AC1300, XI-AC867  
**To:** FCC 47 CFR Part 15.247 & IC RSS-210  
**Serial #:** XIRR04-U3 Rev A  
**Issue Date:** 29th April 2014  
**Page:** 391 of 572



### CONDUCTED SPURIOUS EMISSIONS - AVERAGE

Variant: 802.11n HT-40, Channel: 5755.00 MHz, Chain a, Temp: Ambient, Voltage: 56 Vdc



| Analyser Setup   | Marker : Frequency : Amplitude                                     | Test Results                           |
|--|--|--|
| Detector = AVERAGE<br>Sweep Count = 0<br>RF Atten (dB) = 10<br>Trace Mode = VIEW | M1 : 5754.850 MHz : -15.400 dBm<br>M2 : 5546.673 MHz : -62.044 dBm | Limit: -45.40 dBm<br>Margin: -16.64 dB |

[Back to the Matrix](#)

This test report may be reproduced in full only. The document may only be updated by MiCOM Labs personnel. Any changes will be noted in the Document History section of the report.

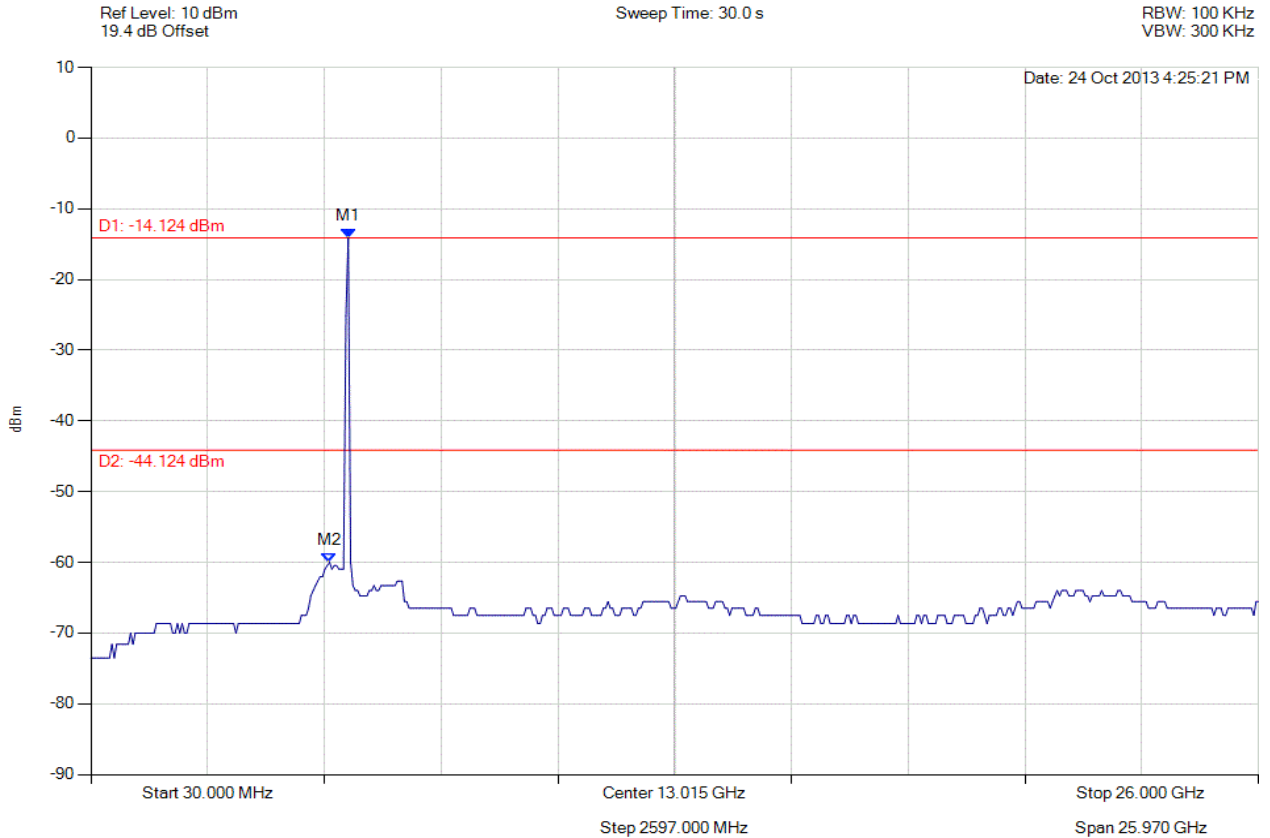


**Title:** Xirrus Inc. XI-AC1300, XI-AC867  
**To:** FCC 47 CFR Part 15.247 & IC RSS-210  
**Serial #:** XIRR04-U3 Rev A  
**Issue Date:** 29th April 2014  
**Page:** 392 of 572



### CONDUCTED SPURIOUS EMISSIONS - AVERAGE

Variant: 802.11n HT-40, Channel: 5755.00 MHz, Chain b, Temp: Ambient, Voltage: 56 Vdc



| Analyser Setup   | Marker : Frequency : Amplitude                                     | Test Results                           |
|--|--|--|
| Detector = AVERAGE<br>Sweep Count = 0<br>RF Atten (dB) = 10<br>Trace Mode = VIEW | M1 : 5754.850 MHz : -14.124 dBm<br>M2 : 5338.497 MHz : -59.990 dBm | Limit: -44.12 dBm<br>Margin: -15.87 dB |

[Back to the Matrix](#)

This test report may be reproduced in full only. The document may only be updated by MiCOM Labs personnel. Any changes will be noted in the Document History section of the report.

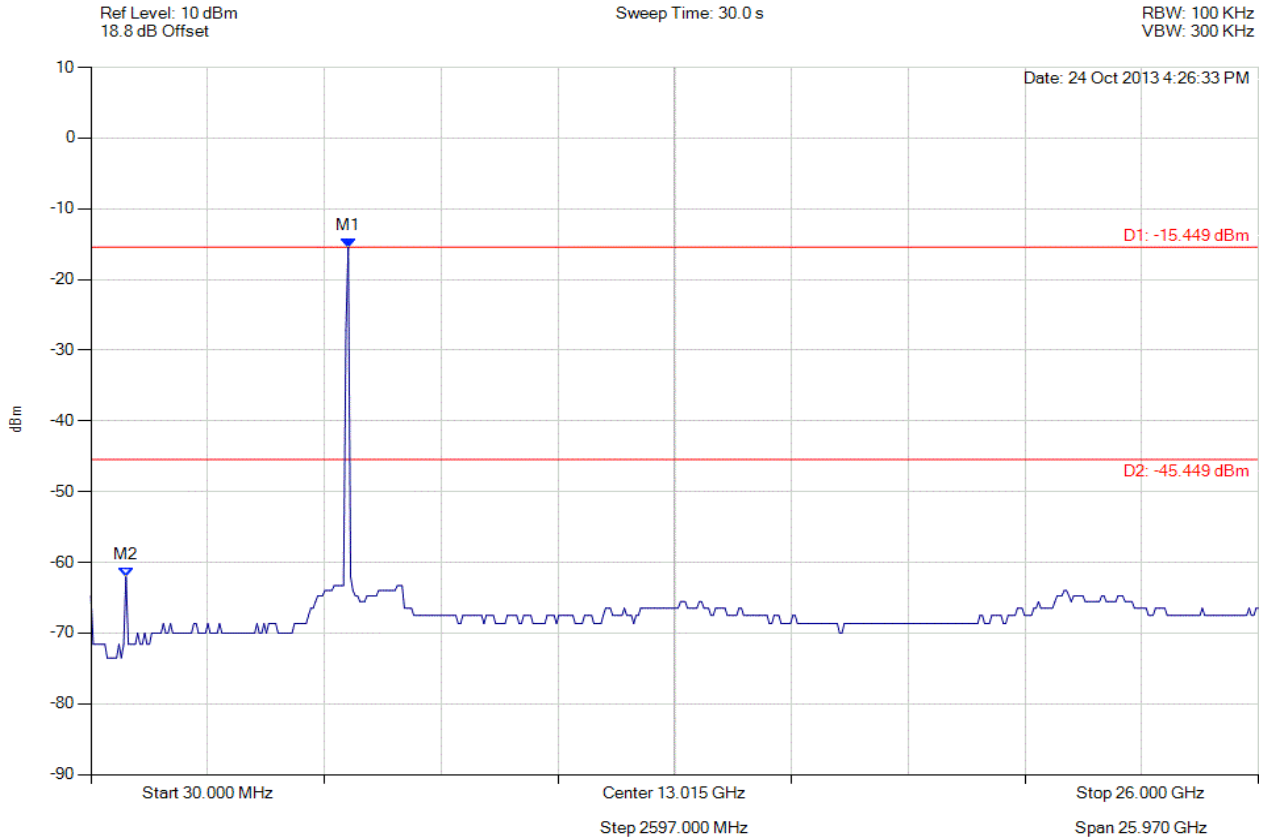


**Title:** Xirrus Inc. XI-AC1300, XI-AC867  
**To:** FCC 47 CFR Part 15.247 & IC RSS-210  
**Serial #:** XIRR04-U3 Rev A  
**Issue Date:** 29th April 2014  
**Page:** 393 of 572



### CONDUCTED SPURIOUS EMISSIONS - AVERAGE

Variant: 802.11n HT-40, Channel: 5755.00 MHz, Chain c, Temp: Ambient, Voltage: 56 Vdc



| Analyser Setup   | Marker : Frequency : Amplitude                                    | Test Results                           |
|--|---|--|
| Detector = AVERAGE<br>Sweep Count = 0<br>RF Atten (dB) = 10<br>Trace Mode = VIEW | M1 : 5754.850 MHz : -15.449 dBm<br>M2 : 810.661 MHz : -62.044 dBm | Limit: -45.45 dBm<br>Margin: -16.59 dB |

[Back to the Matrix](#)

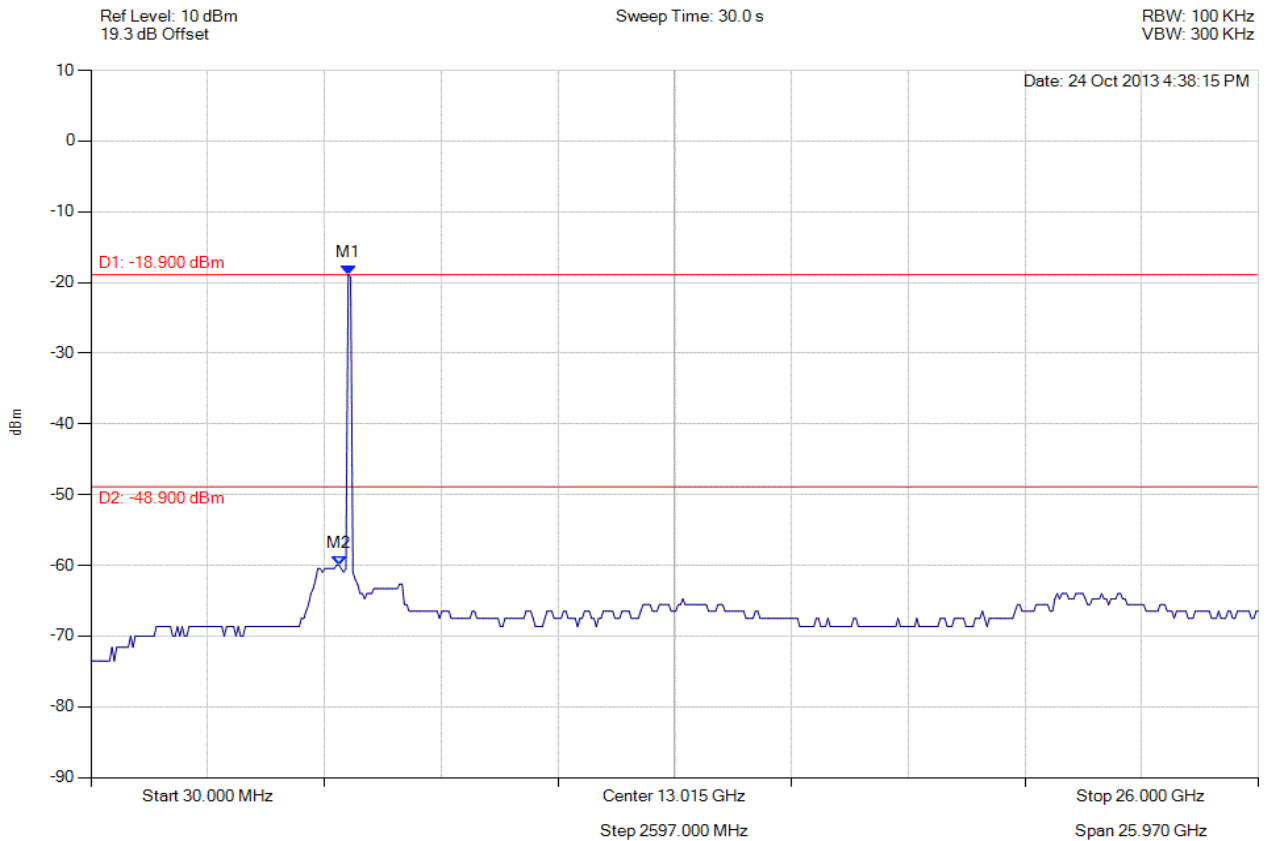
This test report may be reproduced in full only. The document may only be updated by MiCOM Labs personnel. Any changes will be noted in the Document History section of the report.





**CONDUCTED SPURIOUS EMISSIONS - AVERAGE**

Variants: 802.11n HT-40, Channel: 5795.00 MHz, Chain a, Temp: Ambient, Voltage: 56 Vdc



| Analyser Setup   | Marker : Frequency : Amplitude                                     | Test Results                           |
|--|--|--|
| Detector = AVERAGE<br>Sweep Count = 0<br>RF Atten (dB) = 10<br>Trace Mode = VIEW | M1 : 5754.850 MHz : -18.900 dBm<br>M2 : 5546.673 MHz : -59.990 dBm | Limit: -48.90 dBm<br>Margin: -11.09 dB |

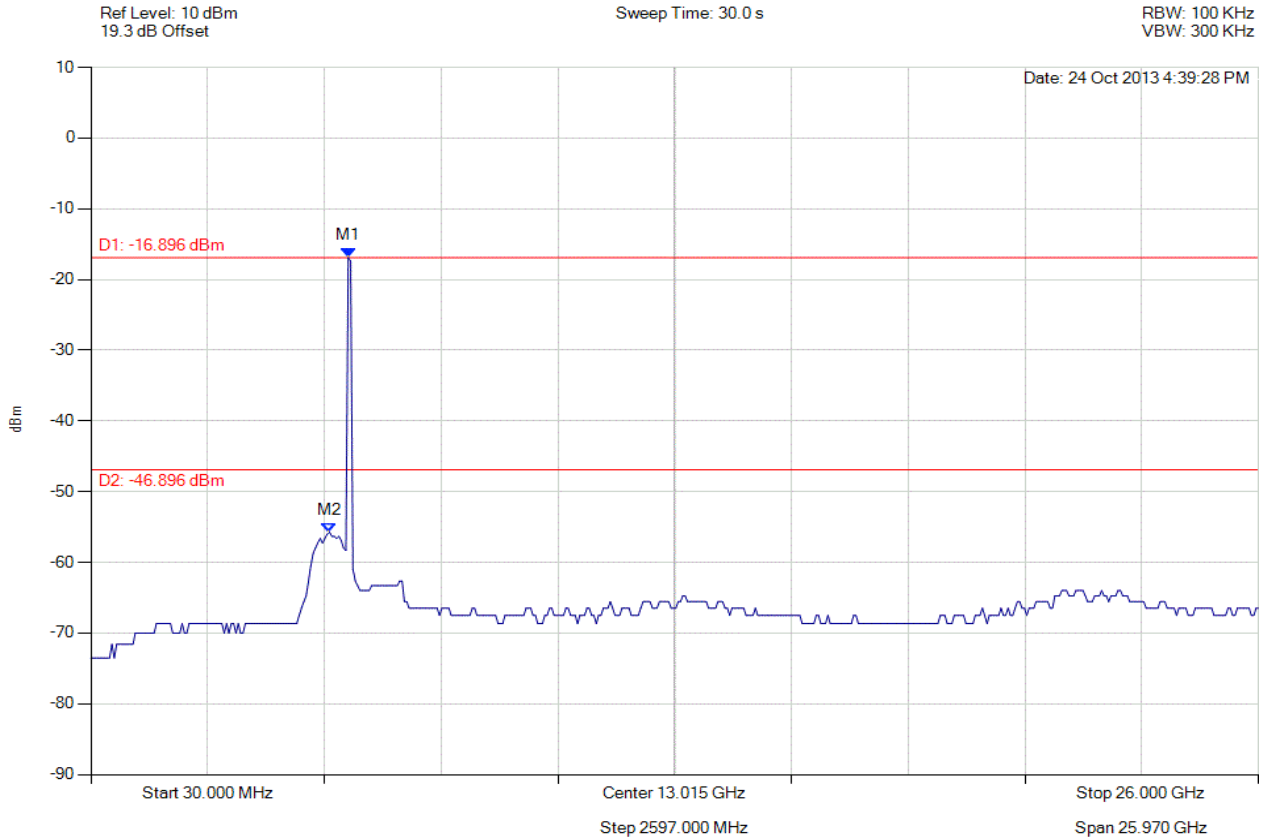
[Back to the Matrix](#)

This test report may be reproduced in full only. The document may only be updated by MiCOM Labs personnel. Any changes will be noted in the Document History section of the report.



**CONDUCTED SPURIOUS EMISSIONS - AVERAGE**

Variant: 802.11n HT-40, Channel: 5795.00 MHz, Chain b, Temp: Ambient, Voltage: 56 Vdc



| Analyser Setup   | Marker : Frequency : Amplitude                                     | Test Results                          |
|--|--|---------------------------------------|
| Detector = AVERAGE<br>Sweep Count = 0<br>RF Atten (dB) = 10<br>Trace Mode = VIEW | M1 : 5754.850 MHz : -16.896 dBm<br>M2 : 5338.497 MHz : -55.738 dBm | Limit: -46.90 dBm<br>Margin: -8.84 dB |

[Back to the Matrix](#)

This test report may be reproduced in full only. The document may only be updated by MiCOM Labs personnel. Any changes will be noted in the Document History section of the report.

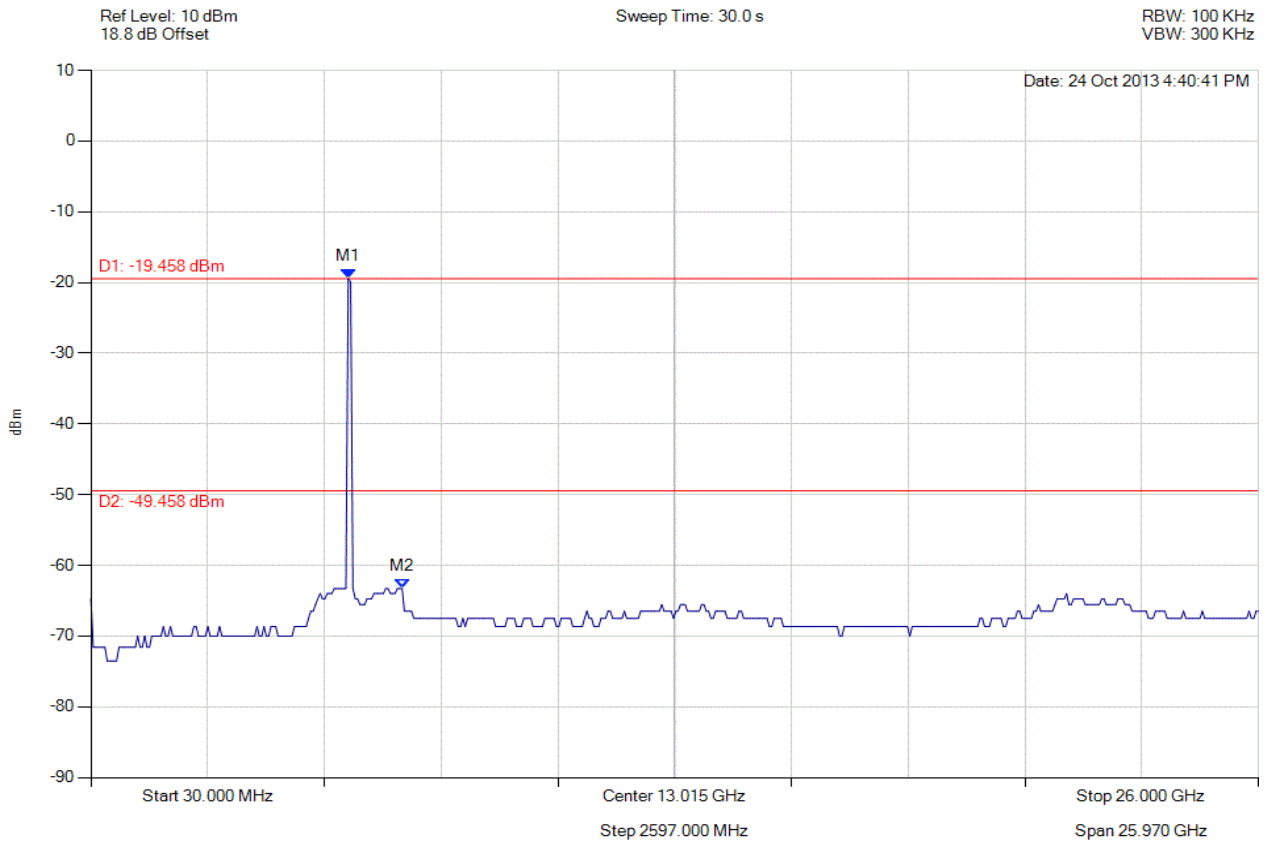


**Title:** Xirrus Inc. XI-AC1300, XI-AC867  
**To:** FCC 47 CFR Part 15.247 & IC RSS-210  
**Serial #:** XIRR04-U3 Rev A  
**Issue Date:** 29th April 2014  
**Page:** 396 of 572



### CONDUCTED SPURIOUS EMISSIONS - AVERAGE

Variant: 802.11n HT-40, Channel: 5795.00 MHz, Chain c, Temp: Ambient, Voltage: 56 Vdc



| Analyser Setup   | Marker : Frequency : Amplitude                                     | Test Results                           |
|--|--|--|
| Detector = AVERAGE<br>Sweep Count = 0<br>RF Atten (dB) = 10<br>Trace Mode = VIEW | M1 : 5754.850 MHz : -19.458 dBm<br>M2 : 6951.864 MHz : -63.286 dBm | Limit: -49.46 dBm<br>Margin: -13.83 dB |

[Back to the Matrix](#)

This test report may be reproduced in full only. The document may only be updated by MiCOM Labs personnel. Any changes will be noted in the Document History section of the report.



**Title:** Xirrus Inc. XI-AC1300, XI-AC867  
**To:** FCC 47 CFR Part 15.247 & IC RSS-210  
**Serial #:** XIRR04-U3 Rev A  
**Issue Date:** 29th April 2014  
**Page:** 397 of 572

---

## **A.2. 2x2 CONDUCTED TEST PLOTS**

---

This test report may be reproduced in full only. The document may only be updated by MiCOM Labs personnel. Any changes will be noted in the Document History section of the report.

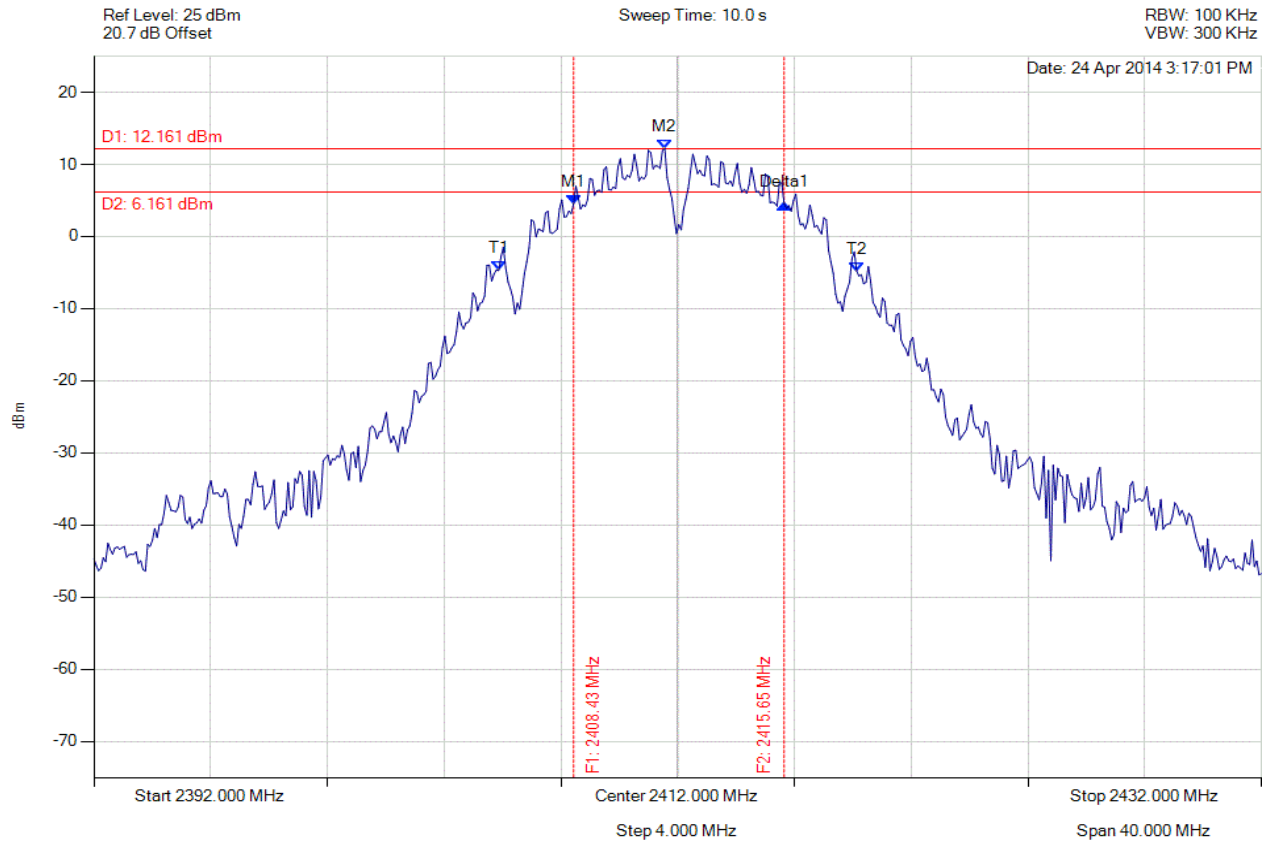


**A.2.1. 6 dB & 99% Bandwidth**



**6 dB & 99% BANDWIDTH**

Variant: 802.11b, Channel: 2412.00 MHz, Chain a, Temp: Ambient, Voltage: 55 Vdc



| Analyser Setup  | Marker : Frequency : Amplitude  | Test Results   |
|---|---|--|
| Detector = MAX PEAK<br>Sweep Count = 0<br>RF Atten (dB) = 20<br>Trace Mode = VIEW | M1 : 2408.433 MHz : 4.538 dBm<br>M2 : 2411.559 MHz : 12.161 dBm<br>Delta1 : 7.214 MHz : -0.026 dB<br>T1 : 2405.868 MHz : -4.719 dBm<br>T2 : 2418.132 MHz : -4.803 dBm<br>OBW : 12.265 MHz | Measured 6 dB Bandwidth: 7.214 MHz<br>Limit: $\geq 500.0$ kHz<br>Margin: -6.71 MHz |

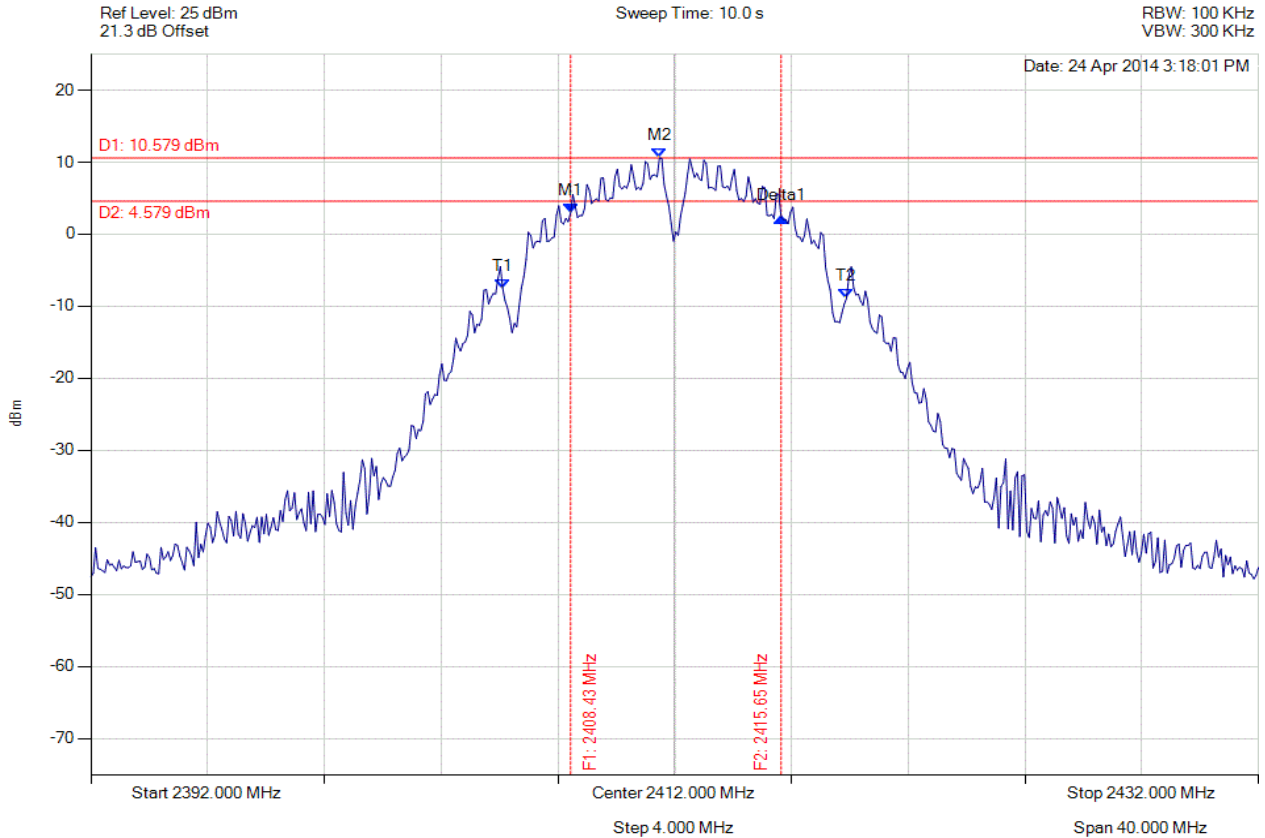
[Back to the Matrix](#)

This test report may be reproduced in full only. The document may only be updated by MiCOM Labs personnel. Any changes will be noted in the Document History section of the report.



**6 dB & 99% BANDWIDTH**

Variant: 802.11b, Channel: 2412.00 MHz, Chain b, Temp: Ambient, Voltage: 55 Vdc



| Analyser Setup  | Marker : Frequency : Amplitude  | Test Results   |
|---|---|--|
| Detector = MAX PEAK<br>Sweep Count = 0<br>RF Atten (dB) = 20<br>Trace Mode = VIEW | M1 : 2408.433 MHz : 2.954 dBm<br>M2 : 2411.479 MHz : 10.579 dBm<br>Delta1 : 7.214 MHz : -0.618 dB<br>T1 : 2406.108 MHz : -7.526 dBm<br>T2 : 2417.892 MHz : -8.874 dBm<br>OBW : 11.784 MHz | Measured 6 dB Bandwidth: 7.214 MHz<br>Limit: ≥500.0 kHz<br>Margin: -6.71 MHz |

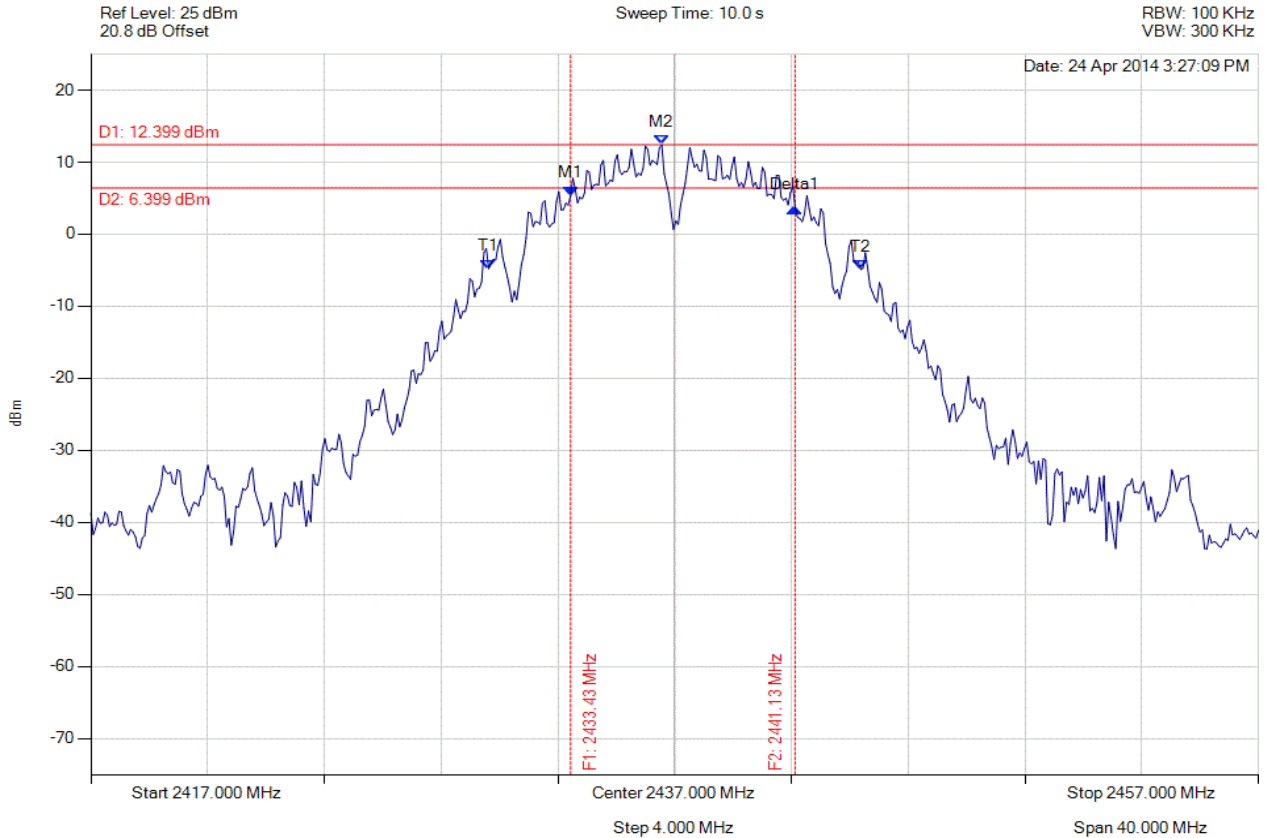
[Back to the Matrix](#)

This test report may be reproduced in full only. The document may only be updated by MiCOM Labs personnel. Any changes will be noted in the Document History section of the report.



**6 dB & 99% BANDWIDTH**

Variant: 802.11b, Channel: 2437.00 MHz, Chain a, Temp: Ambient, Voltage: 55 Vdc



| Analyser Setup  | Marker : Frequency : Amplitude  | Test Results   |
|---|---|--|
| Detector = MAX PEAK<br>Sweep Count = 0<br>RF Atten (dB) = 20<br>Trace Mode = VIEW | M1 : 2433.433 MHz : 5.389 dBm<br>M2 : 2436.559 MHz : 12.399 dBm<br>Delta1 : 7.695 MHz : -1.674 dB<br>T1 : 2430.627 MHz : -4.790 dBm<br>T2 : 2443.373 MHz : -4.906 dBm<br>OBW : 12.745 MHz | Measured 6 dB Bandwidth: 7.695 MHz<br>Limit: $\geq 500.0$ kHz<br>Margin: -7.20 MHz |

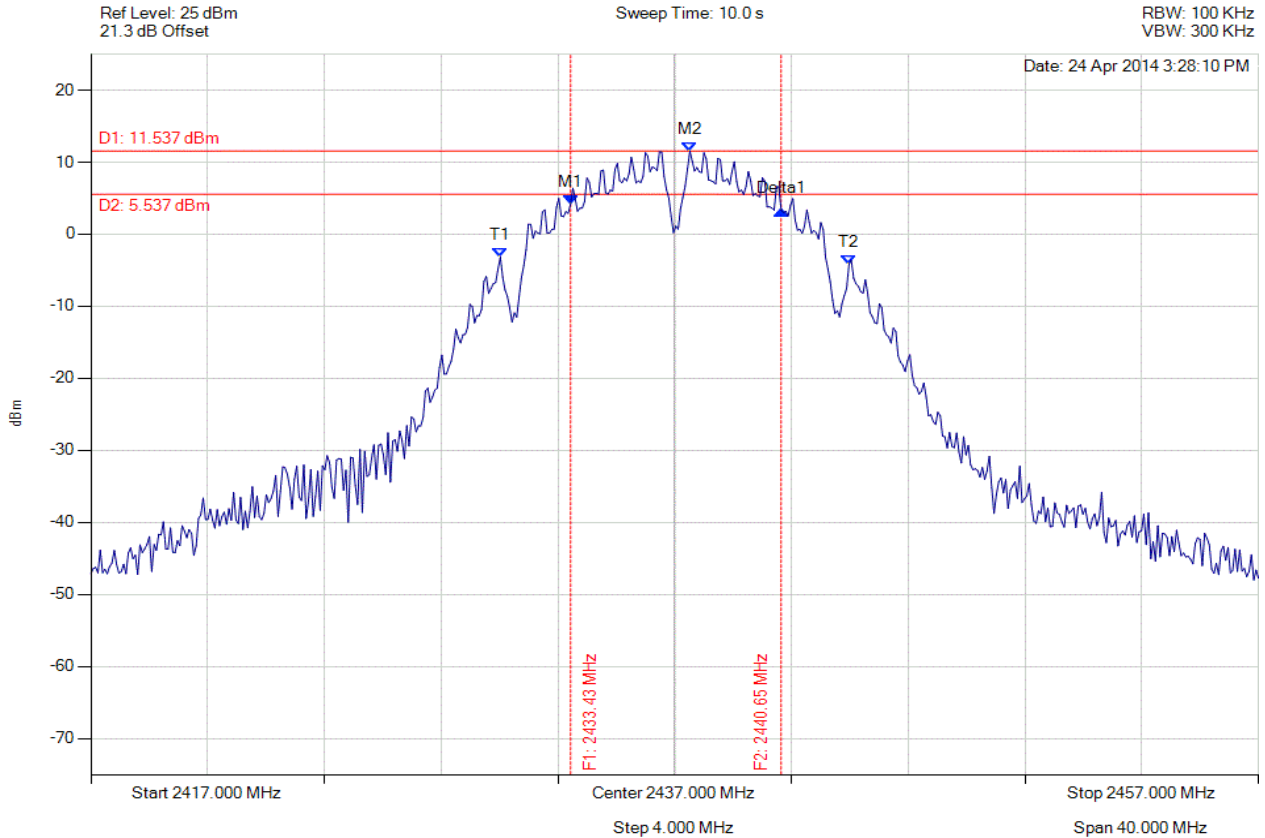
[Back to the Matrix](#)

This test report may be reproduced in full only. The document may only be updated by MiCOM Labs personnel. Any changes will be noted in the Document History section of the report.



**6 dB & 99% BANDWIDTH**

Variant: 802.11b, Channel: 2437.00 MHz, Chain b, Temp: Ambient, Voltage: 55 Vdc



| Analyser Setup  | Marker : Frequency : Amplitude  | Test Results   |
|---|---|--|
| Detector = MAX PEAK<br>Sweep Count = 0<br>RF Atten (dB) = 20<br>Trace Mode = VIEW | M1 : 2433.433 MHz : 4.195 dBm<br>M2 : 2437.521 MHz : 11.537 dBm<br>Delta1 : 7.214 MHz : -0.852 dB<br>T1 : 2431.028 MHz : -3.178 dBm<br>T2 : 2442.972 MHz : -4.211 dBm<br>OBW : 11.944 MHz | Measured 6 dB Bandwidth: 7.214 MHz<br>Limit: $\geq 500.0$ kHz<br>Margin: -6.71 MHz |

[Back to the Matrix](#)

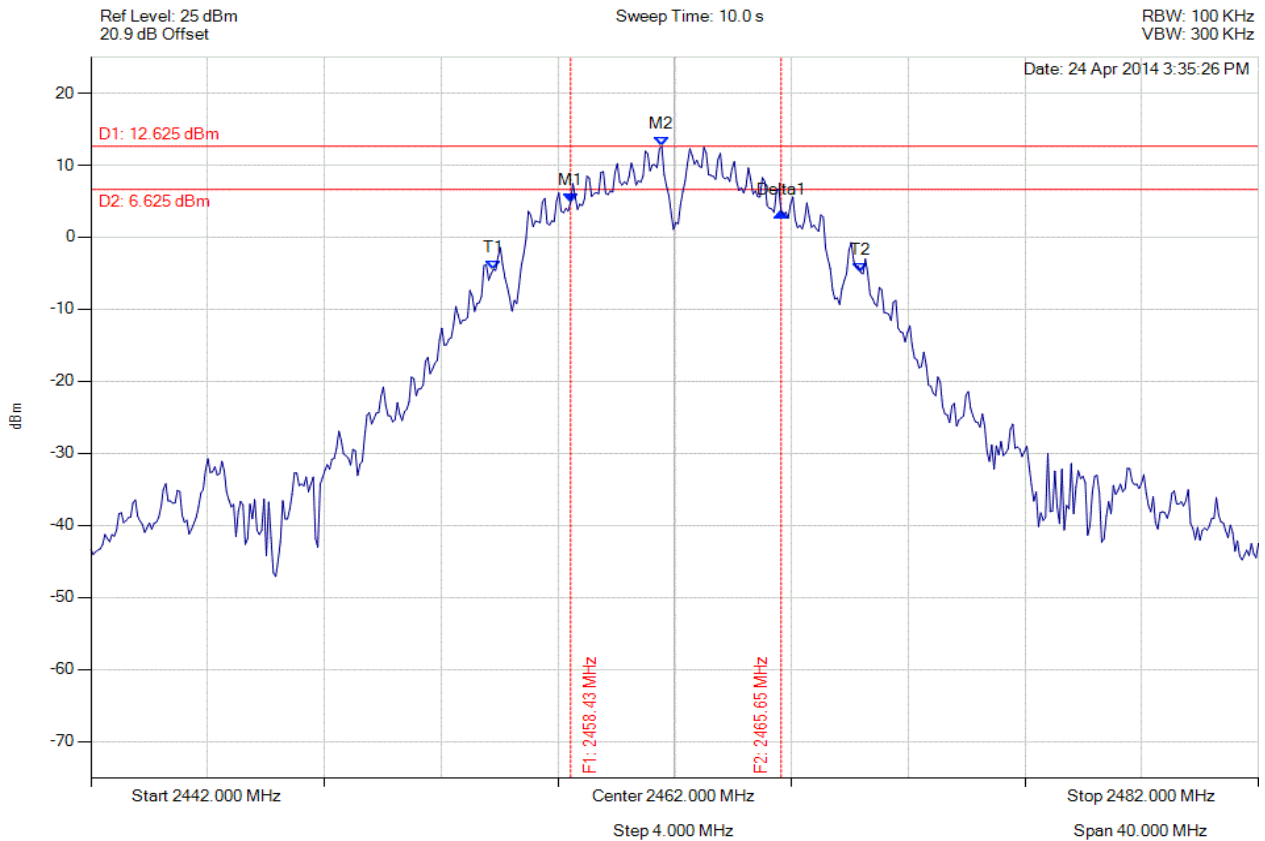
This test report may be reproduced in full only. The document may only be updated by MiCOM Labs personnel. Any changes will be noted in the Document History section of the report.





**6 dB & 99% BANDWIDTH**

Variant: 802.11b, Channel: 2462.00 MHz, Chain a, Temp: Ambient, Voltage: 55 Vdc



| Analyser Setup  | Marker : Frequency : Amplitude  | Test Results   |
|---|---|--|
| Detector = MAX PEAK<br>Sweep Count = 0<br>RF Atten (dB) = 20<br>Trace Mode = VIEW | M1 : 2458.433 MHz : 4.862 dBm<br>M2 : 2461.559 MHz : 12.625 dBm<br>Delta1 : 7.214 MHz : -1.379 dB<br>T1 : 2455.788 MHz : -4.473 dBm<br>T2 : 2468.373 MHz : -4.904 dBm<br>OBW : 12.585 MHz | Measured 6 dB Bandwidth: 7.214 MHz<br>Limit: $\geq 500.0$ kHz<br>Margin: -6.71 MHz |

[Back to the Matrix](#)

This test report may be reproduced in full only. The document may only be updated by MiCOM Labs personnel. Any changes will be noted in the Document History section of the report.

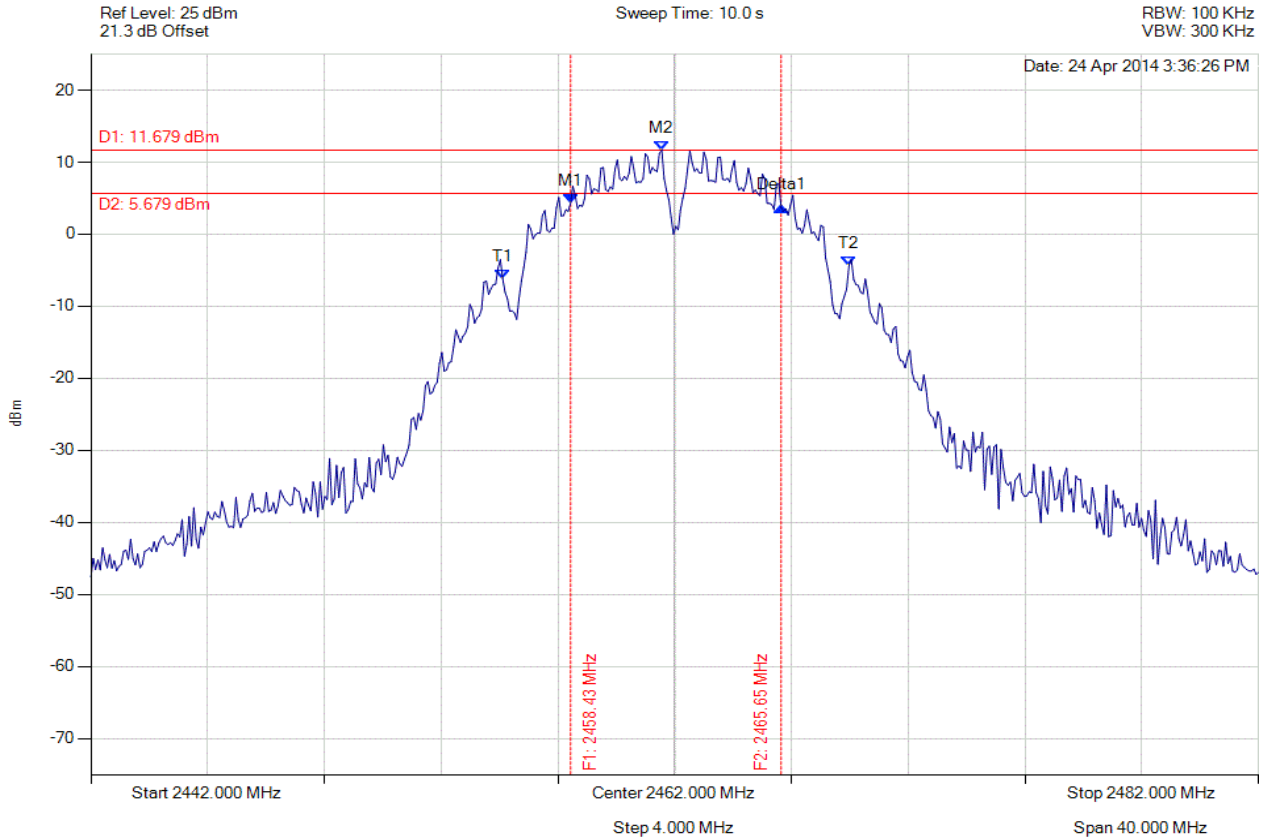


**Title:** Xirrus Inc. XI-AC1300, XI-AC867  
**To:** FCC 47 CFR Part 15.247 & IC RSS-210  
**Serial #:** XIRR04-U3 Rev A  
**Issue Date:** 29th April 2014  
**Page:** 403 of 572



**6 dB & 99% BANDWIDTH**

Variant: 802.11b, Channel: 2462.00 MHz, Chain b, Temp: Ambient, Voltage: 55 Vdc



| Analyser Setup  | Marker : Frequency : Amplitude  | Test Results   |
|---|---|--|
| Detector = MAX PEAK<br>Sweep Count = 0<br>RF Atten (dB) = 20<br>Trace Mode = VIEW | M1 : 2458.433 MHz : 4.337 dBm<br>M2 : 2461.559 MHz : 11.679 dBm<br>Delta1 : 7.214 MHz : -0.612 dB<br>T1 : 2456.108 MHz : -6.159 dBm<br>T2 : 2467.972 MHz : -4.382 dBm<br>OBW : 11.864 MHz | Measured 6 dB Bandwidth: 7.214 MHz<br>Limit: ≥500.0 kHz<br>Margin: -6.71 MHz |

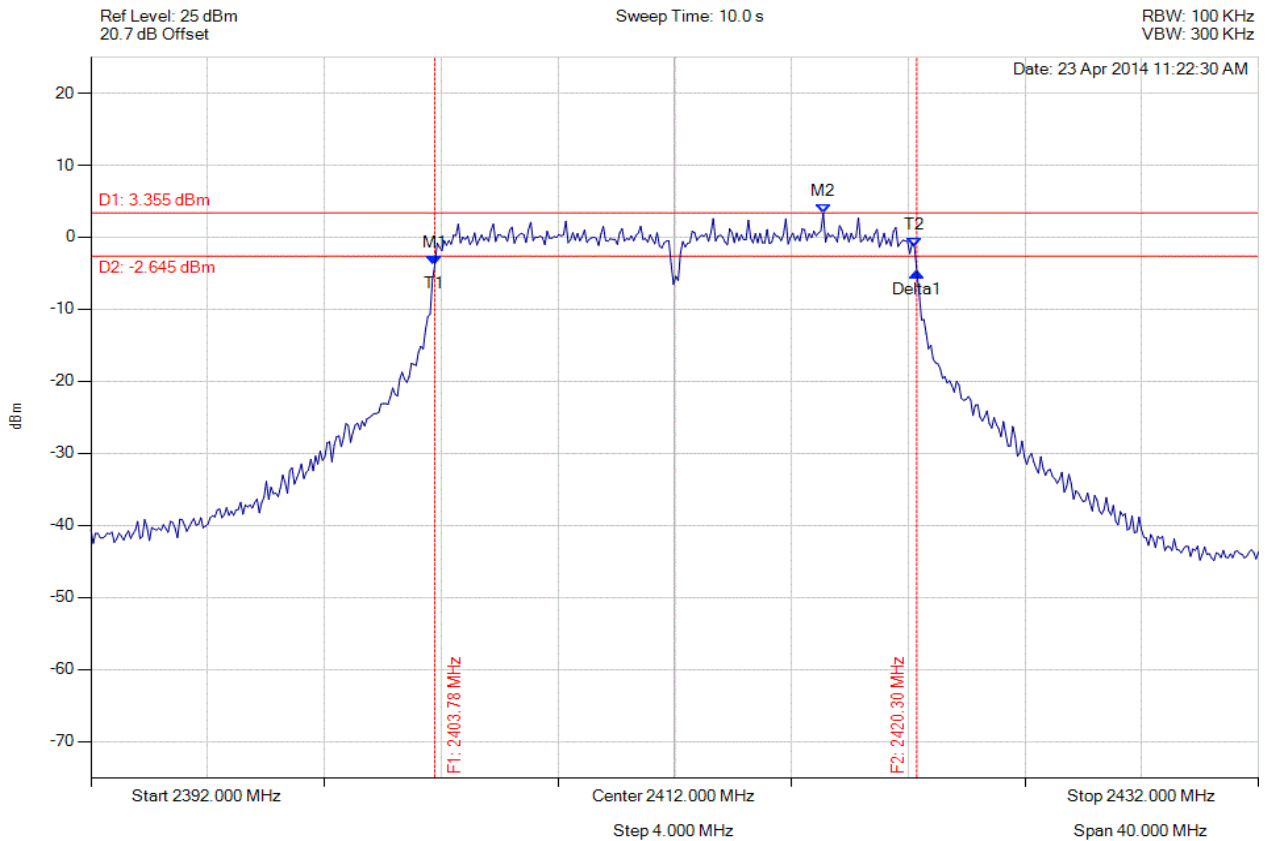
[Back to the Matrix](#)

This test report may be reproduced in full only. The document may only be updated by MiCOM Labs personnel. Any changes will be noted in the Document History section of the report.



**6 dB & 99% BANDWIDTH**

Variant: 802.11g, Channel: 2412.00 MHz, Chain a, Temp: Ambient, Voltage: 55 Vdc



| Analyser Setup  | Marker : Frequency : Amplitude   | Test Results   |
|---|--|--|
| Detector = MAX PEAK<br>Sweep Count = 0<br>RF Atten (dB) = 20<br>Trace Mode = VIEW | M1 : 2403.784 MHz : -3.914 dBm<br>M2 : 2417.090 MHz : 3.355 dBm<br>Delta1 : 16.513 MHz : -0.925 dB<br>T1 : 2403.784 MHz : -3.914 dBm<br>T2 : 2420.216 MHz : -1.359 dBm<br>OBW : 16.433 MHz | Measured 6 dB Bandwidth: 16.513 MHz<br>Limit: $\geq 500.0$ kHz<br>Margin: -16.01 MHz |

[Back to the Matrix](#)

This test report may be reproduced in full only. The document may only be updated by MiCOM Labs personnel. Any changes will be noted in the Document History section of the report.

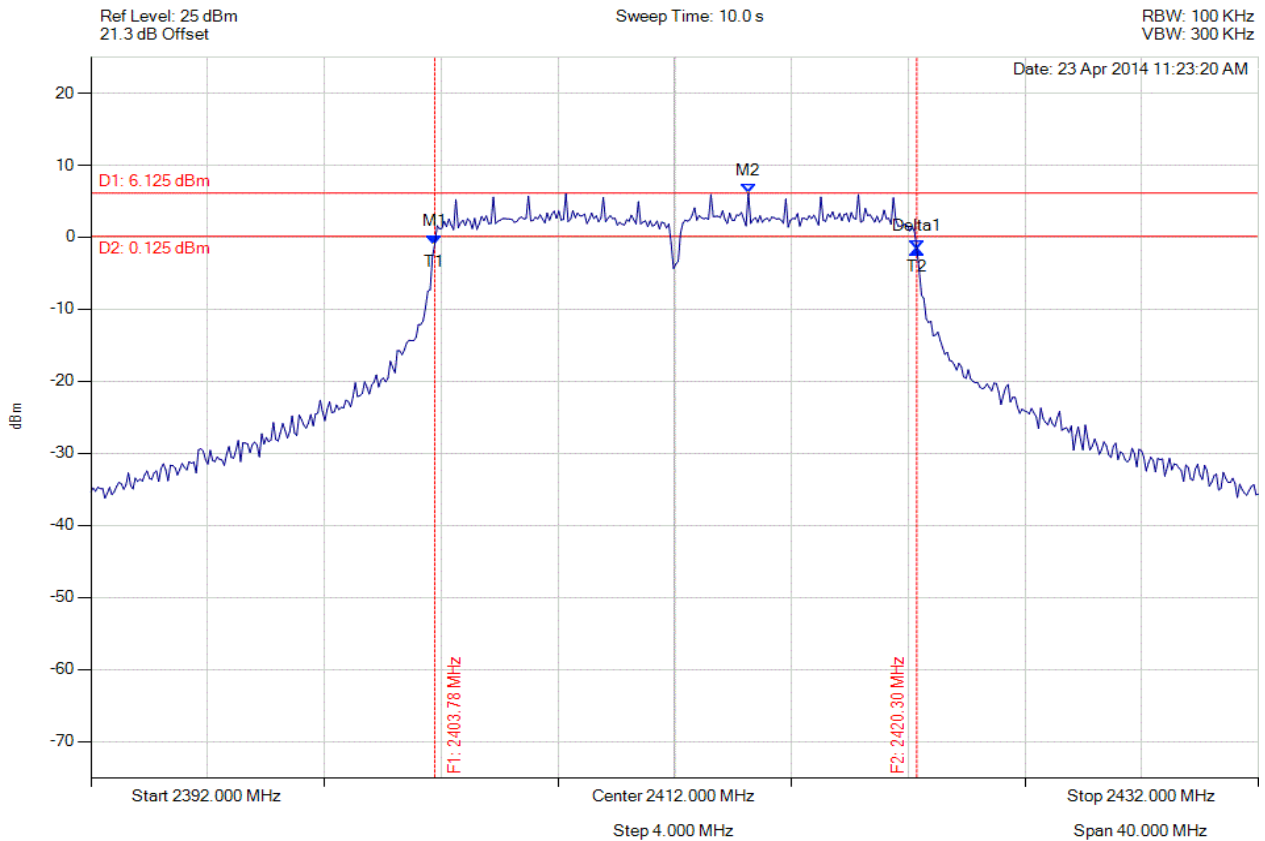


**Title:** Xirrus Inc. XI-AC1300, XI-AC867  
**To:** FCC 47 CFR Part 15.247 & IC RSS-210  
**Serial #:** XIRR04-U3 Rev A  
**Issue Date:** 29th April 2014  
**Page:** 405 of 572



### 6 dB & 99% BANDWIDTH

Variant: 802.11g, Channel: 2412.00 MHz, Chain b, Temp: Ambient, Voltage: 55 Vdc



| Analyser Setup  | Marker : Frequency : Amplitude   | Test Results  |
|---|--|---|
| Detector = MAX PEAK<br>Sweep Count = 0<br>RF Atten (dB) = 20<br>Trace Mode = VIEW | M1 : 2403.784 MHz : -0.955 dBm<br>M2 : 2414.525 MHz : 6.125 dBm<br>Delta1 : 16.513 MHz : -0.669 dB<br>T1 : 2403.784 MHz : -0.955 dBm<br>T2 : 2420.297 MHz : -1.624 dBm<br>OBW : 16.513 MHz | Measured 6 dB Bandwidth: 16.513 MHz<br>Limit: >=500.0 kHz<br>Margin: -16.01 MHz |

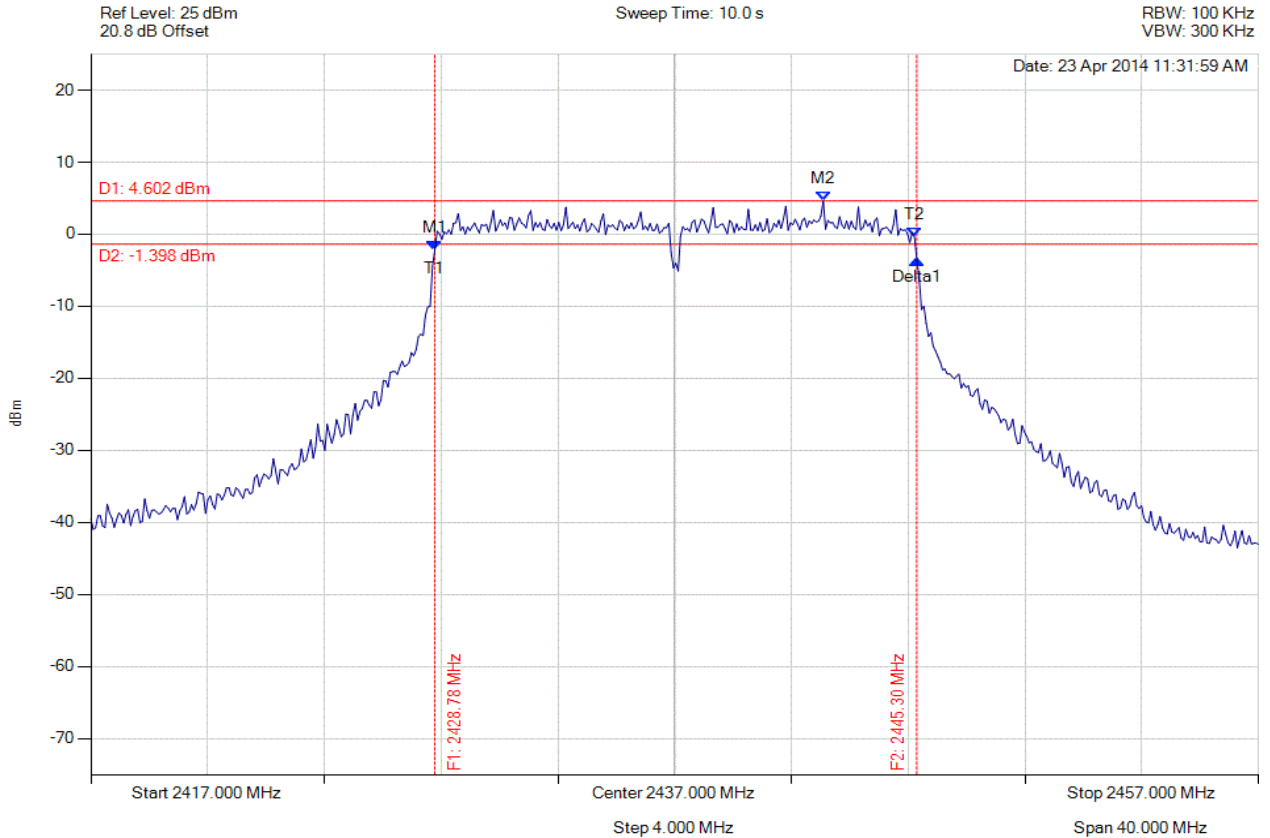
[Back to the Matrix](#)

This test report may be reproduced in full only. The document may only be updated by MiCOM Labs personnel. Any changes will be noted in the Document History section of the report.



**6 dB & 99% BANDWIDTH**

Variant: 802.11g, Channel: 2437.00 MHz, Chain a, Temp: Ambient, Voltage: 55 Vdc



| Analyser Setup  | Marker : Frequency : Amplitude   | Test Results   |
|---|--|--|
| Detector = MAX PEAK<br>Sweep Count = 0<br>RF Atten (dB) = 20<br>Trace Mode = VIEW | M1 : 2428.784 MHz : -2.189 dBm<br>M2 : 2442.090 MHz : 4.602 dBm<br>Delta1 : 16.513 MHz : -1.267 dB<br>T1 : 2428.784 MHz : -2.189 dBm<br>T2 : 2445.216 MHz : -0.410 dBm<br>OBW : 16.433 MHz | Measured 6 dB Bandwidth: 16.513 MHz<br>Limit: $\geq 500.0$ kHz<br>Margin: -16.01 MHz |

[Back to the Matrix](#)

This test report may be reproduced in full only. The document may only be updated by MiCOM Labs personnel. Any changes will be noted in the Document History section of the report.

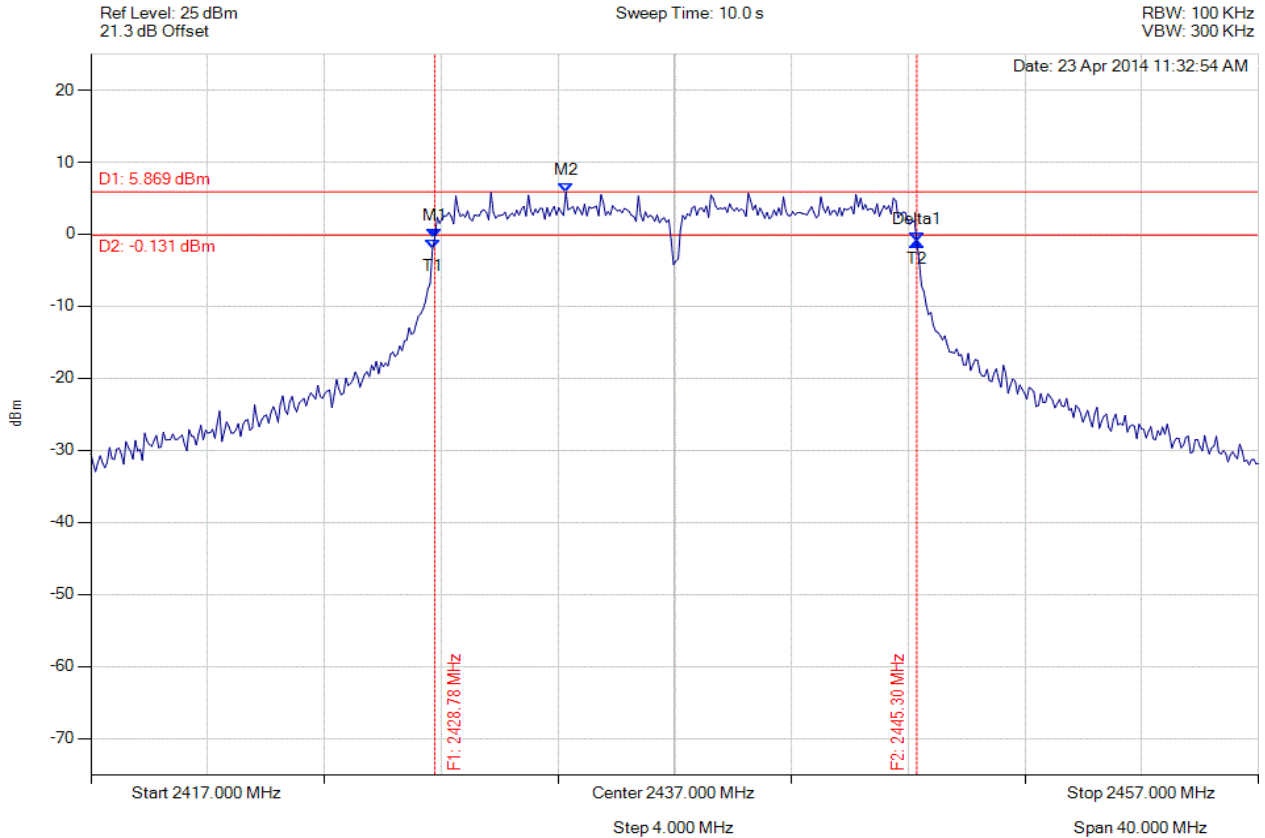


**Title:** Xirrus Inc. XI-AC1300, XI-AC867  
**To:** FCC 47 CFR Part 15.247 & IC RSS-210  
**Serial #:** XIRR04-U3 Rev A  
**Issue Date:** 29th April 2014  
**Page:** 407 of 572



**6 dB & 99% BANDWIDTH**

Variant: 802.11g, Channel: 2437.00 MHz, Chain b, Temp: Ambient, Voltage: 55 Vdc



| Analyser Setup  | Marker : Frequency : Amplitude   | Test Results   |
|---|--|--|
| Detector = MAX PEAK<br>Sweep Count = 0<br>RF Atten (dB) = 20<br>Trace Mode = VIEW | M1 : 2428.784 MHz : -0.501 dBm<br>M2 : 2433.273 MHz : 5.869 dBm<br>Delta1 : 16.513 MHz : -0.484 dB<br>T1 : 2428.703 MHz : -2.002 dBm<br>T2 : 2445.297 MHz : -0.985 dBm<br>OBW : 16.593 MHz | Measured 6 dB Bandwidth: 16.513 MHz<br>Limit: $\geq 500.0$ kHz<br>Margin: -16.01 MHz |

[Back to the Matrix](#)

This test report may be reproduced in full only. The document may only be updated by MiCOM Labs personnel. Any changes will be noted in the Document History section of the report.

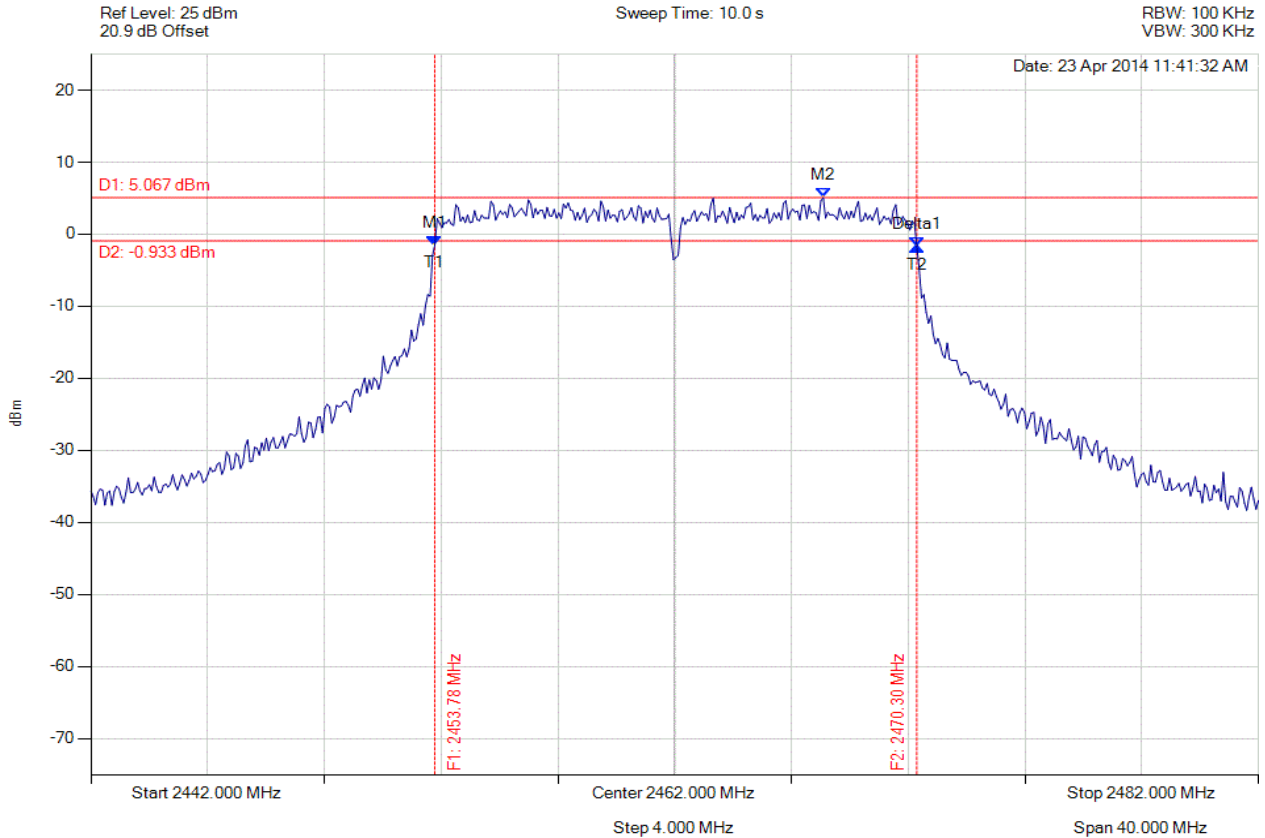


**Title:** Xirrus Inc. XI-AC1300, XI-AC867  
**To:** FCC 47 CFR Part 15.247 & IC RSS-210  
**Serial #:** XIRR04-U3 Rev A  
**Issue Date:** 29th April 2014  
**Page:** 408 of 572



**6 dB & 99% BANDWIDTH**

Variant: 802.11g, Channel: 2462.00 MHz, Chain a, Temp: Ambient, Voltage: 55 Vdc



| Analyser Setup  | Marker : Frequency : Amplitude   | Test Results   |
|---|--|--|
| Detector = MAX PEAK<br>Sweep Count = 0<br>RF Atten (dB) = 20<br>Trace Mode = VIEW | M1 : 2453.784 MHz : -1.492 dBm<br>M2 : 2467.090 MHz : 5.067 dBm<br>Delta1 : 16.513 MHz : -0.242 dB<br>T1 : 2453.784 MHz : -1.492 dBm<br>T2 : 2470.297 MHz : -1.734 dBm<br>OBW : 16.513 MHz | Measured 6 dB Bandwidth: 16.513 MHz<br>Limit: ≥500.0 kHz<br>Margin: -16.01 MHz |

[Back to the Matrix](#)

This test report may be reproduced in full only. The document may only be updated by MiCOM Labs personnel. Any changes will be noted in the Document History section of the report.

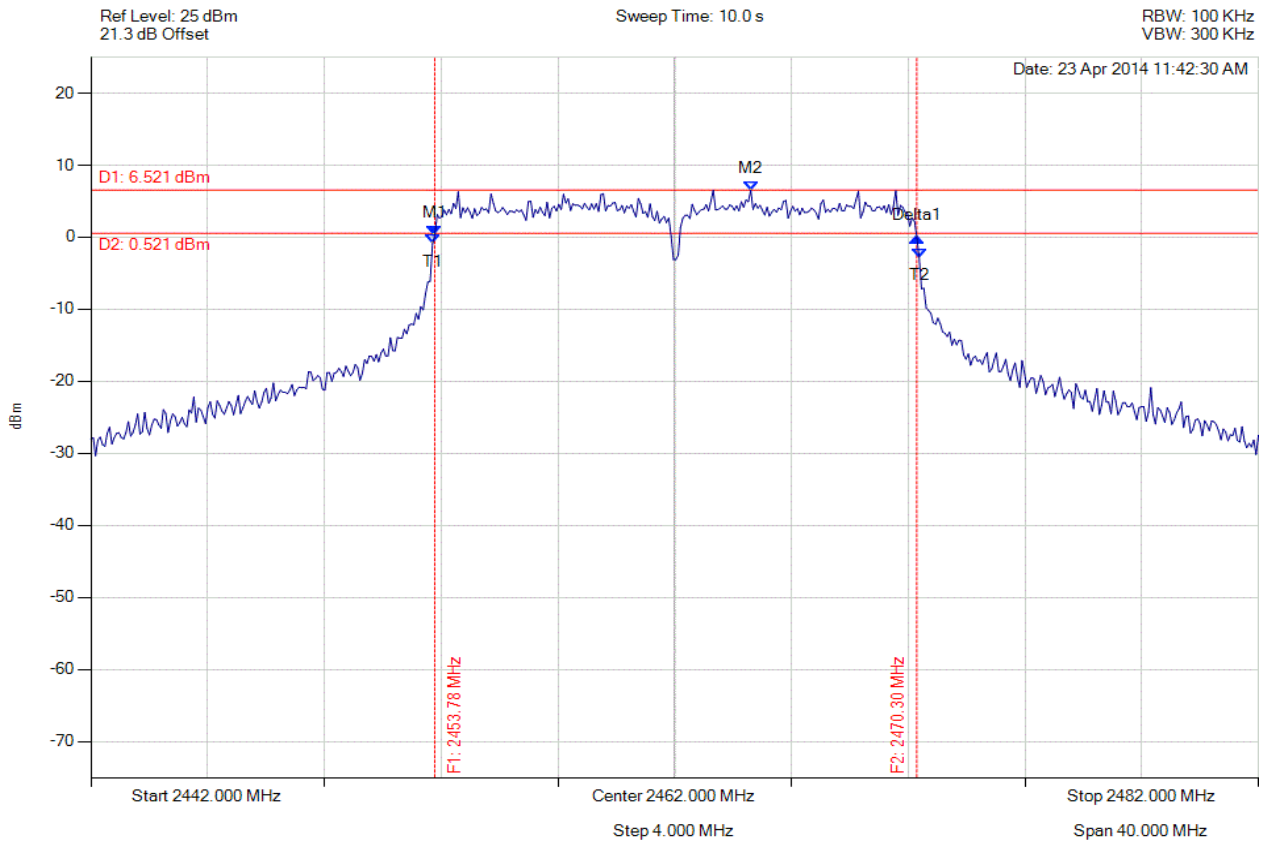


**Title:** Xirrus Inc. XI-AC1300, XI-AC867  
**To:** FCC 47 CFR Part 15.247 & IC RSS-210  
**Serial #:** XIRR04-U3 Rev A  
**Issue Date:** 29th April 2014  
**Page:** 409 of 572



**6 dB & 99% BANDWIDTH**

Variant: 802.11g, Channel: 2462.00 MHz, Chain b, Temp: Ambient, Voltage: 55 Vdc



| Analyser Setup  | Marker : Frequency : Amplitude  | Test Results   |
|---|---|--|
| Detector = MAX PEAK<br>Sweep Count = 0<br>RF Atten (dB) = 20<br>Trace Mode = VIEW | M1 : 2453.784 MHz : 0.329 dBm<br>M2 : 2464.605 MHz : 6.521 dBm<br>Delta1 : 16.513 MHz : -0.372 dB<br>T1 : 2453.703 MHz : -0.926 dBm<br>T2 : 2470.377 MHz : -2.807 dBm<br>OBW : 16.673 MHz | Measured 6 dB Bandwidth: 16.513 MHz<br>Limit: $\geq$ 500.0 kHz<br>Margin: -16.01 MHz |

[Back to the Matrix](#)

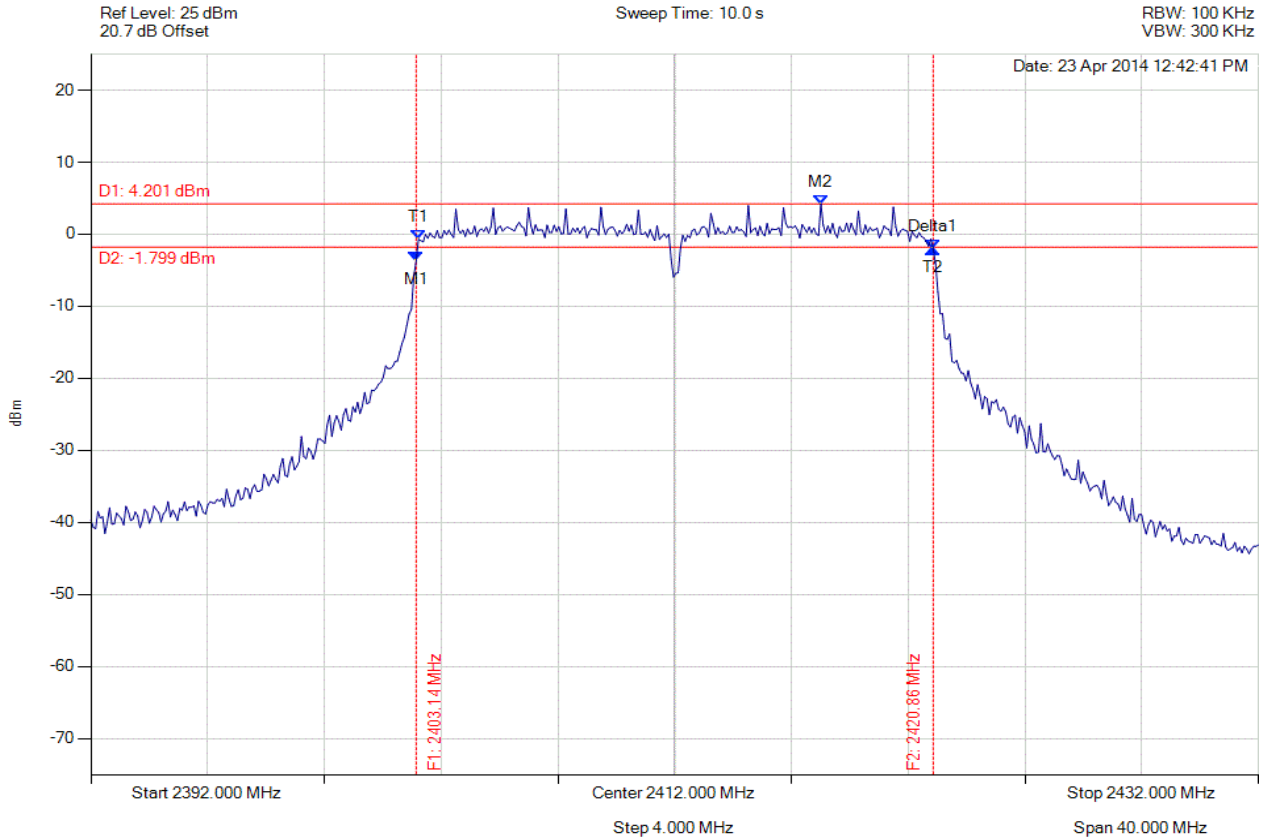
This test report may be reproduced in full only. The document may only be updated by MiCOM Labs personnel. Any changes will be noted in the Document History section of the report.





**6 dB & 99% BANDWIDTH**

Variant: 802.11n HT-20, Channel: 2412.00 MHz, Chain a, Temp: Ambient, Voltage: 55 Vdc



| Analyser Setup  | Marker : Frequency : Amplitude  | Test Results   |
|---|---|--|
| Detector = MAX PEAK<br>Sweep Count = 0<br>RF Atten (dB) = 20<br>Trace Mode = VIEW | M1 : 2403.142 MHz : -3.692 dBm<br>M2 : 2417.010 MHz : 4.201 dBm<br>Delta1 : 17.715 MHz : 1.658 dB<br>T1 : 2403.222 MHz : -0.717 dBm<br>T2 : 2420.858 MHz : -2.035 dBm<br>OBW : 17.635 MHz | Measured 6 dB Bandwidth: 17.715 MHz<br>Limit: ≥500.0 kHz<br>Margin: -17.22 MHz |

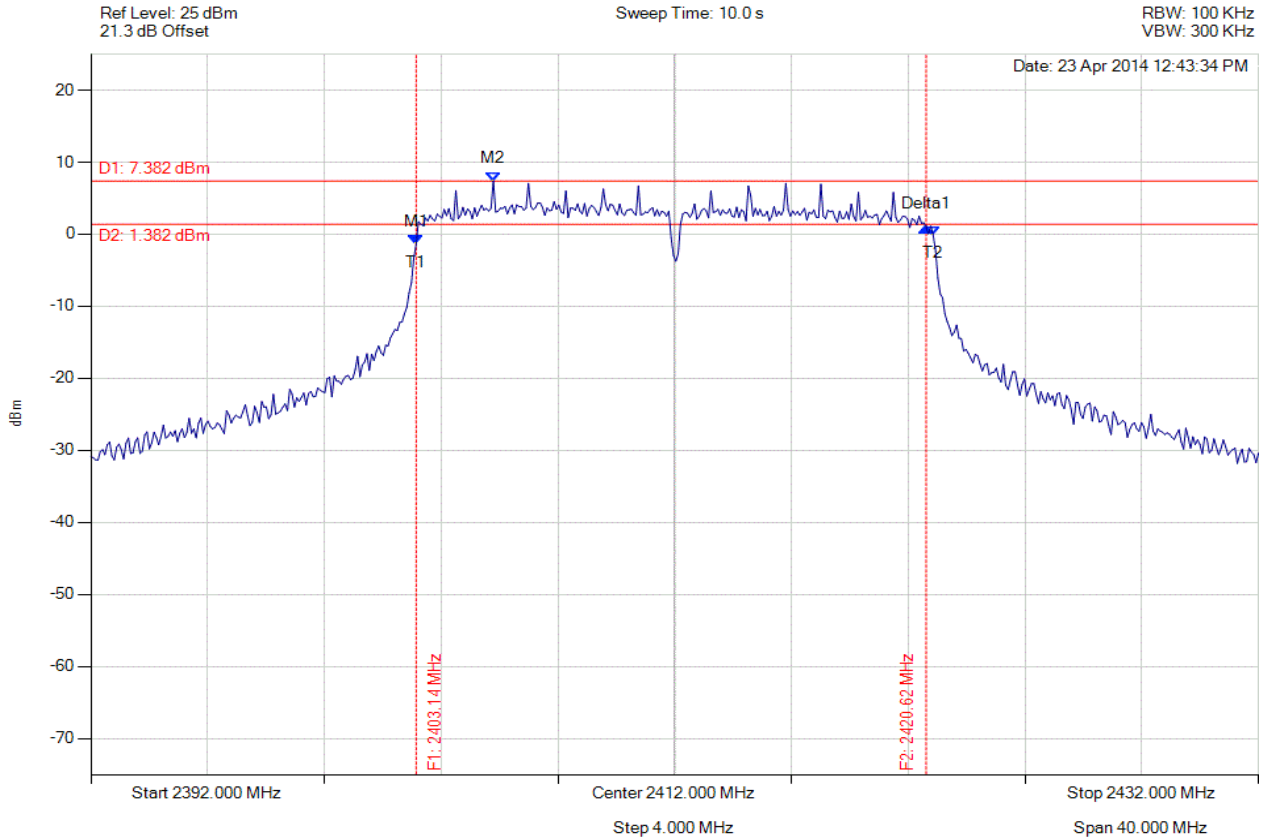
[Back to the Matrix](#)

This test report may be reproduced in full only. The document may only be updated by MiCOM Labs personnel. Any changes will be noted in the Document History section of the report.



**6 dB & 99% BANDWIDTH**

Variant: 802.11n HT-20, Channel: 2412.00 MHz, Chain b, Temp: Ambient, Voltage: 55 Vdc



| Analyser Setup  | Marker : Frequency : Amplitude  | Test Results   |
|---|---|--|
| Detector = MAX PEAK<br>Sweep Count = 0<br>RF Atten (dB) = 20<br>Trace Mode = VIEW | M1 : 2403.142 MHz : -1.412 dBm<br>M2 : 2405.788 MHz : 7.382 dBm<br>Delta1 : 17.475 MHz : 2.459 dB<br>T1 : 2403.142 MHz : -1.412 dBm<br>T2 : 2420.858 MHz : -0.166 dBm<br>OBW : 17.715 MHz | Measured 6 dB Bandwidth: 17.475 MHz<br>Limit: $\geq 500.0$ kHz<br>Margin: -16.98 MHz |

[Back to the Matrix](#)

This test report may be reproduced in full only. The document may only be updated by MiCOM Labs personnel. Any changes will be noted in the Document History section of the report.

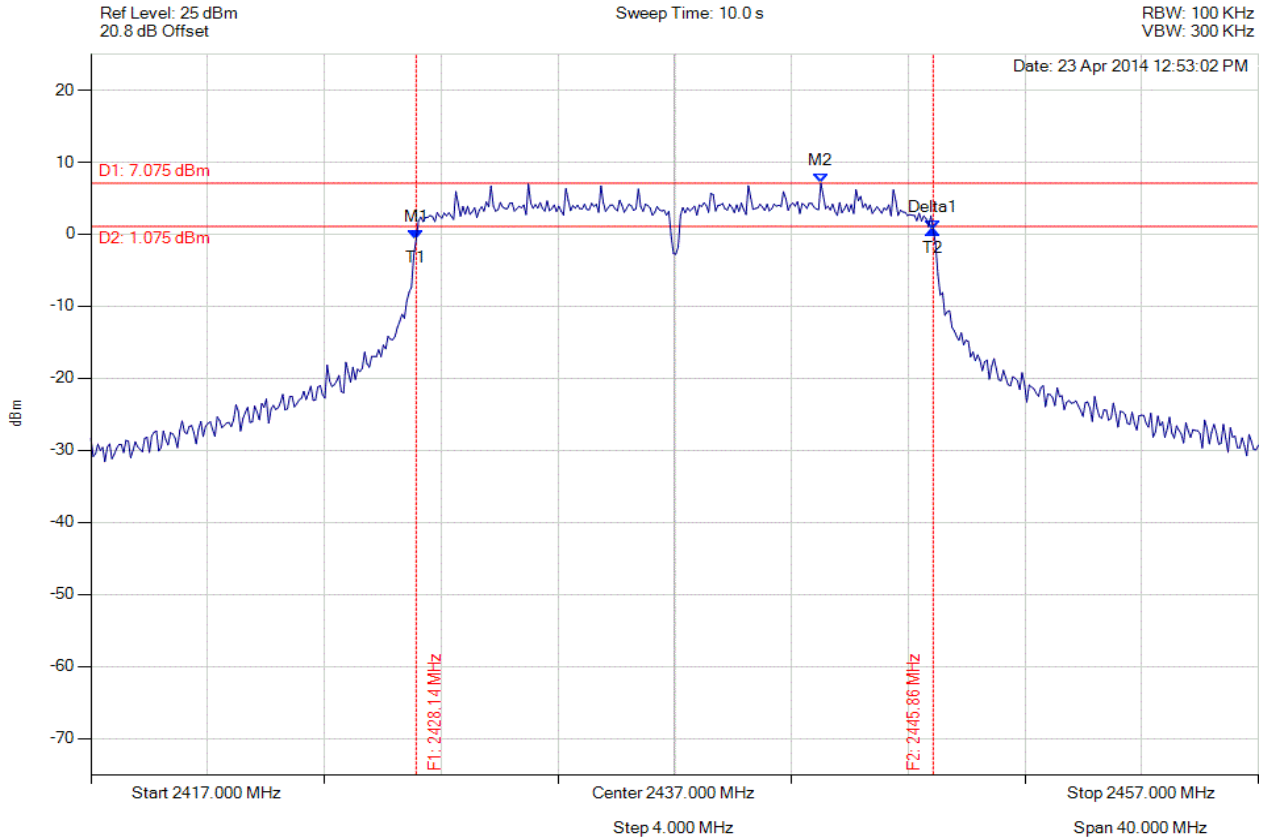


**Title:** Xirrus Inc. XI-AC1300, XI-AC867  
**To:** FCC 47 CFR Part 15.247 & IC RSS-210  
**Serial #:** XIRR04-U3 Rev A  
**Issue Date:** 29th April 2014  
**Page:** 412 of 572



**6 dB & 99% BANDWIDTH**

Variant: 802.11n HT-20, Channel: 2437.00 MHz, Chain a, Temp: Ambient, Voltage: 55 Vdc



| Analyser Setup  | Marker : Frequency : Amplitude   | Test Results   |
|---|--|--|
| Detector = MAX PEAK<br>Sweep Count = 0<br>RF Atten (dB) = 20<br>Trace Mode = VIEW | M1 : 2428.142 MHz : -0.719 dBm<br>M2 : 2442.010 MHz : 7.075 dBm<br>Delta1 : 17.715 MHz : 1.377 dB<br>T1 : 2428.142 MHz : -0.719 dBm<br>T2 : 2445.858 MHz : 0.658 dBm<br>OBW : 17.715 MHz | Measured 6 dB Bandwidth: 17.715 MHz<br>Limit: ≥500.0 kHz<br>Margin: -17.22 MHz |

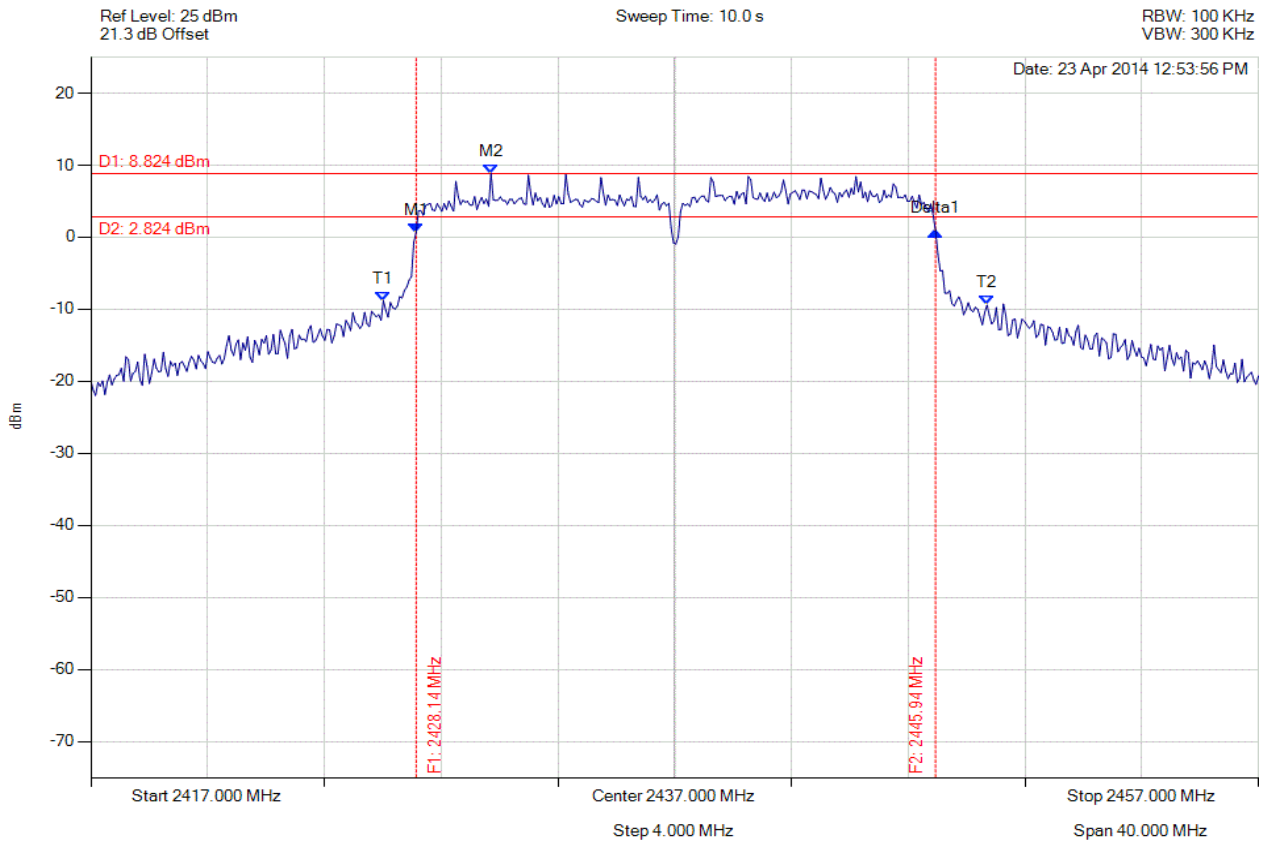
[Back to the Matrix](#)

This test report may be reproduced in full only. The document may only be updated by MiCOM Labs personnel. Any changes will be noted in the Document History section of the report.



**6 dB & 99% BANDWIDTH**

Variant: 802.11n HT-20, Channel: 2437.00 MHz, Chain b, Temp: Ambient, Voltage: 55 Vdc



| Analyser Setup  | Marker : Frequency : Amplitude   | Test Results   |
|---|--|--|
| Detector = MAX PEAK<br>Sweep Count = 0<br>RF Atten (dB) = 20<br>Trace Mode = VIEW | M1 : 2428.142 MHz : 0.705 dBm<br>M2 : 2430.707 MHz : 8.824 dBm<br>Delta1 : 17.796 MHz : 0.175 dB<br>T1 : 2427.020 MHz : -8.831 dBm<br>T2 : 2447.701 MHz : -9.427 dBm<br>OBW : 20.681 MHz | Measured 6 dB Bandwidth: 17.796 MHz<br>Limit: $\geq 500.0$ kHz<br>Margin: -17.30 MHz |

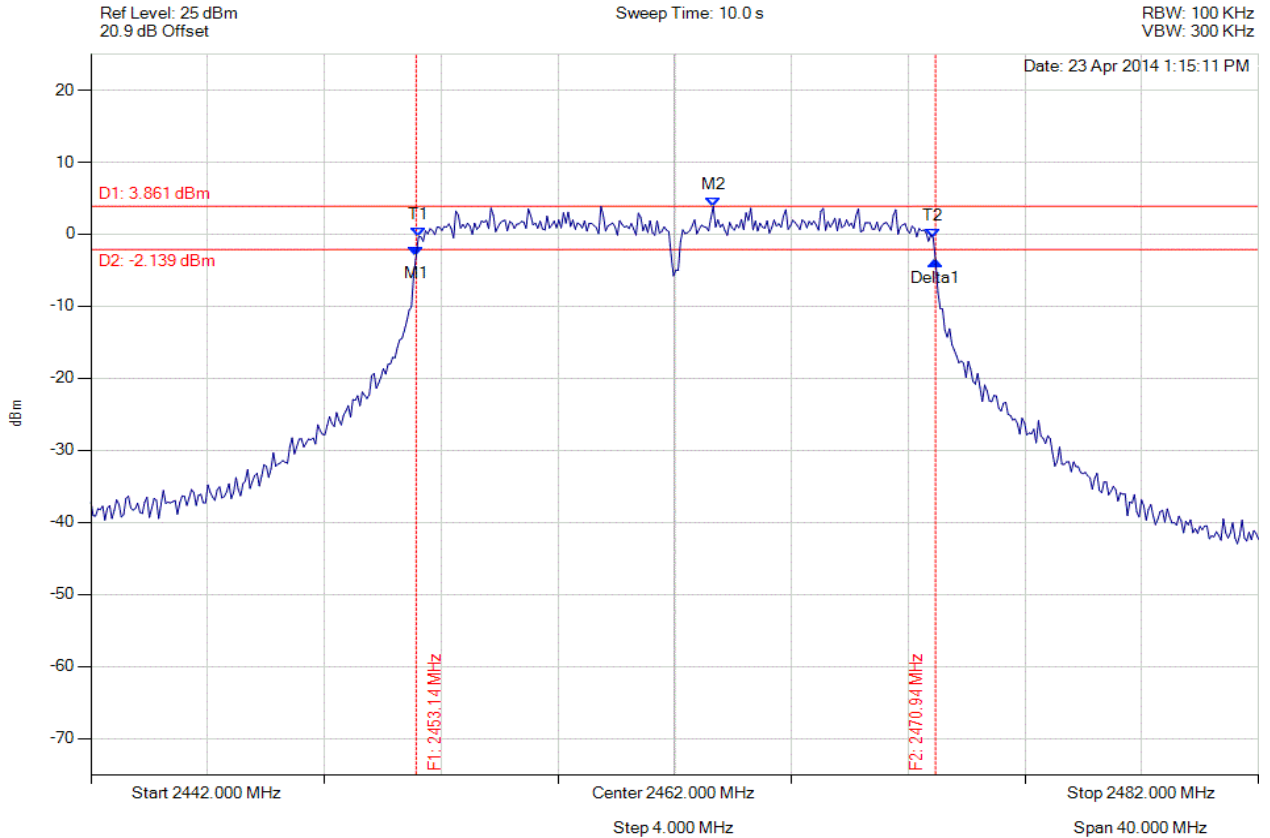
[Back to the Matrix](#)

This test report may be reproduced in full only. The document may only be updated by MiCOM Labs personnel. Any changes will be noted in the Document History section of the report.



**6 dB & 99% BANDWIDTH**

Variant: 802.11n HT-20, Channel: 2462.00 MHz, Chain a, Temp: Ambient, Voltage: 55 Vdc



| Analyser Setup  | Marker : Frequency : Amplitude   | Test Results   |
|---|--|--|
| Detector = MAX PEAK<br>Sweep Count = 0<br>RF Atten (dB) = 20<br>Trace Mode = VIEW | M1 : 2453.142 MHz : -2.982 dBm<br>M2 : 2463.323 MHz : 3.861 dBm<br>Delta1 : 17.796 MHz : -0.632 dB<br>T1 : 2453.222 MHz : -0.397 dBm<br>T2 : 2470.858 MHz : -0.562 dBm<br>OBW : 17.635 MHz | Measured 6 dB Bandwidth: 17.796 MHz<br>Limit: $\geq 500.0$ kHz<br>Margin: -17.30 MHz |

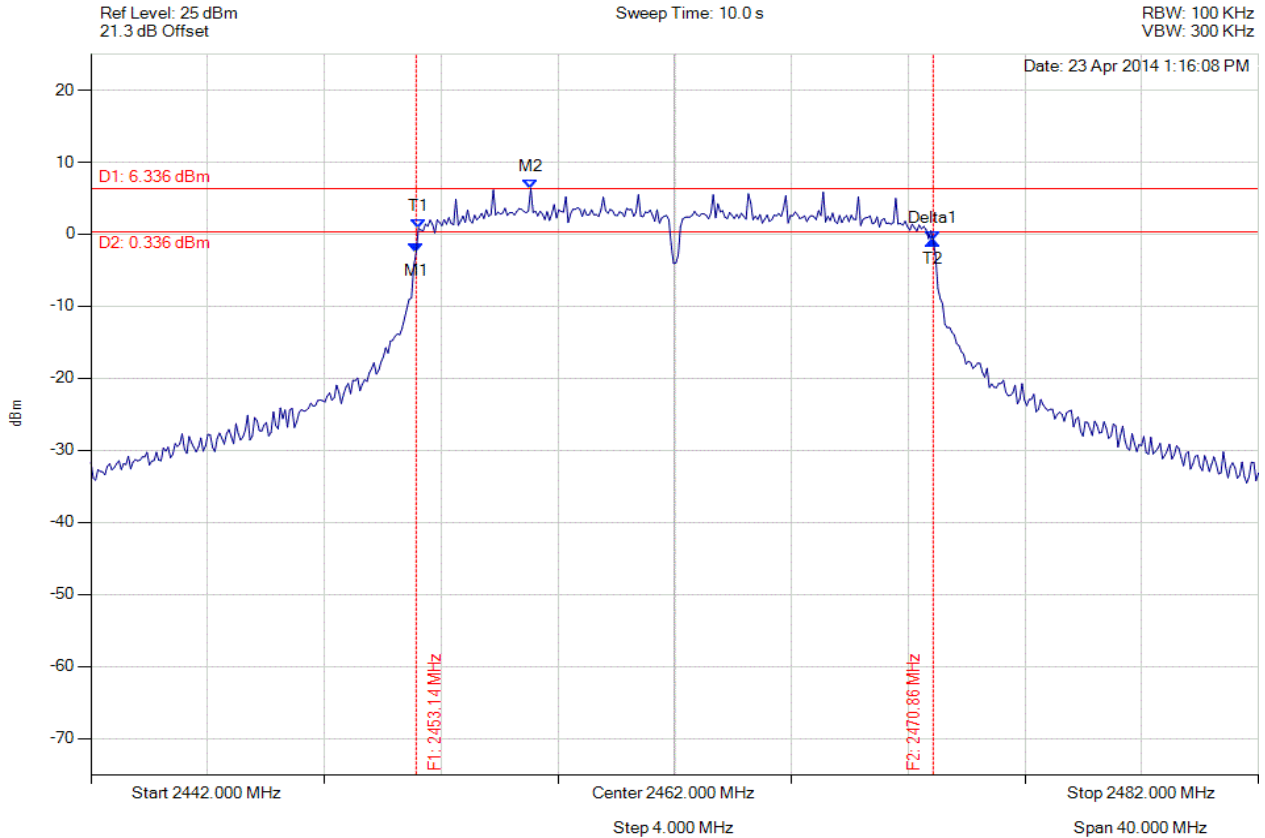
[Back to the Matrix](#)

This test report may be reproduced in full only. The document may only be updated by MiCOM Labs personnel. Any changes will be noted in the Document History section of the report.



**6 dB & 99% BANDWIDTH**

Variant: 802.11n HT-20, Channel: 2462.00 MHz, Chain b, Temp: Ambient, Voltage: 55 Vdc



| Analyser Setup  | Marker : Frequency : Amplitude   | Test Results   |
|---|--|--|
| Detector = MAX PEAK<br>Sweep Count = 0<br>RF Atten (dB) = 20<br>Trace Mode = VIEW | M1 : 2453.142 MHz : -2.533 dBm<br>M2 : 2457.070 MHz : 6.336 dBm<br>Delta1 : 17.715 MHz : 1.682 dB<br>T1 : 2453.222 MHz : 0.833 dBm<br>T2 : 2470.858 MHz : -0.851 dBm<br>OBW : 17.635 MHz | Measured 6 dB Bandwidth: 17.715 MHz<br>Limit: $\geq 500.0$ kHz<br>Margin: -17.22 MHz |

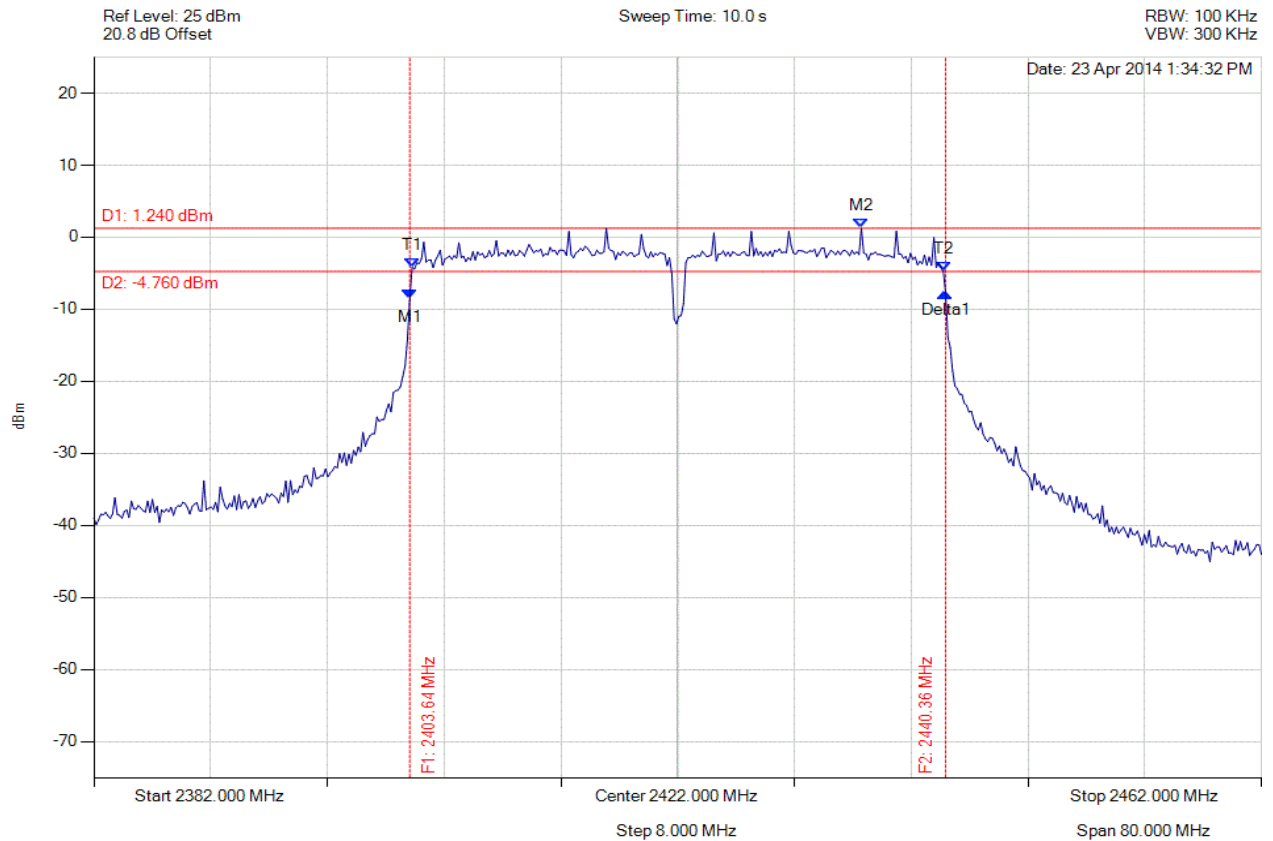
[Back to the Matrix](#)

This test report may be reproduced in full only. The document may only be updated by MiCOM Labs personnel. Any changes will be noted in the Document History section of the report.



**6 dB & 99% BANDWIDTH**

Variant: 802.11n HT-40, Channel: 2422.00 MHz, Chain a, Temp: Ambient, Voltage: 55 Vdc



| Analyser Setup  | Marker : Frequency : Amplitude  | Test Results   |
|---|---|--|
| Detector = MAX PEAK<br>Sweep Count = 0<br>RF Atten (dB) = 20<br>Trace Mode = VIEW | M1 : 2403.643 MHz : -8.549 dBm<br>M2 : 2434.585 MHz : 1.240 dBm<br>Delta1 : 36.713 MHz : 0.872 dB<br>T1 : 2403.804 MHz : -4.178 dBm<br>T2 : 2440.196 MHz : -4.693 dBm<br>OBW : 36.393 MHz | Measured 6 dB Bandwidth: 36.713 MHz<br>Limit: $\geq 500.0$ kHz<br>Margin: -36.21 MHz |

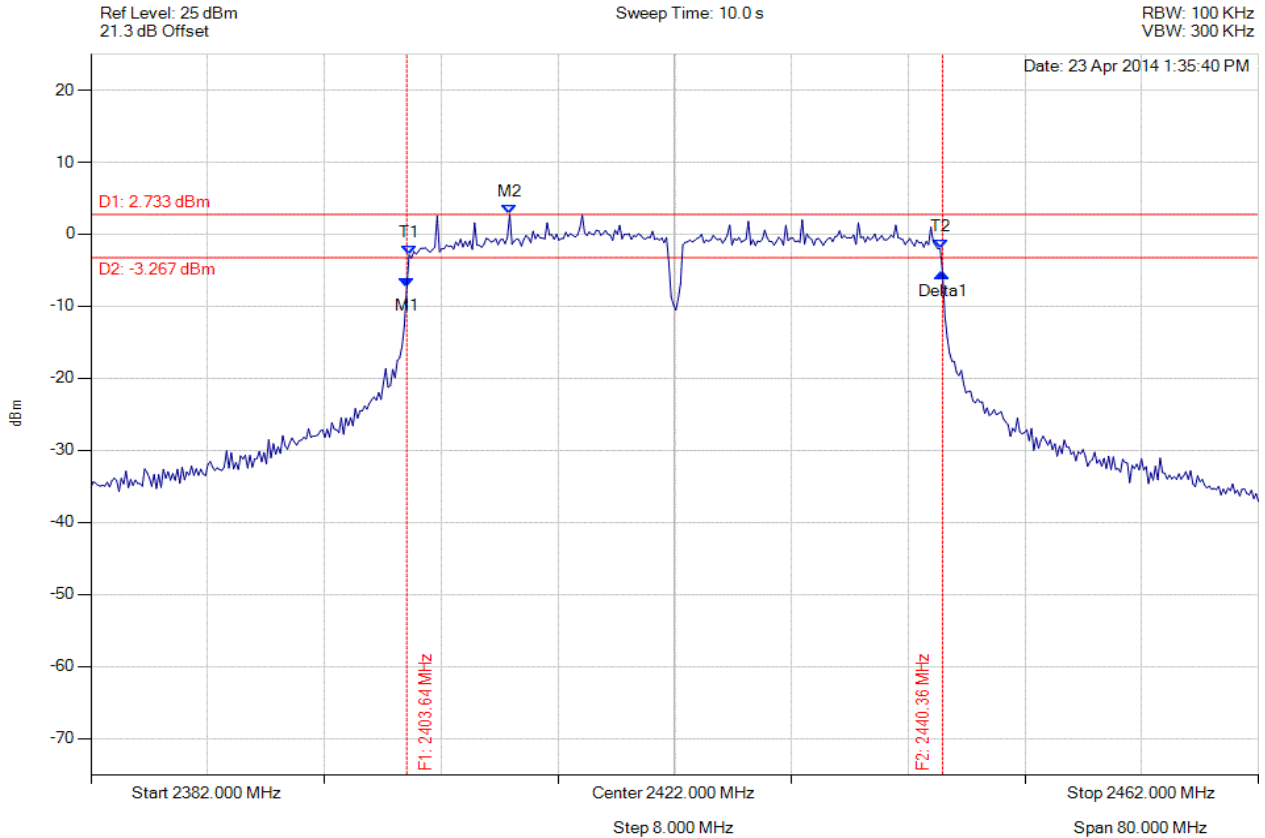
[Back to the Matrix](#)

This test report may be reproduced in full only. The document may only be updated by MiCOM Labs personnel. Any changes will be noted in the Document History section of the report.



**6 dB & 99% BANDWIDTH**

Variant: 802.11n HT-40, Channel: 2422.00 MHz, Chain b, Temp: Ambient, Voltage: 55 Vdc



| Analyser Setup  | Marker : Frequency : Amplitude  | Test Results   |
|---|---|--|
| Detector = MAX PEAK<br>Sweep Count = 0<br>RF Atten (dB) = 20<br>Trace Mode = VIEW | M1 : 2403.643 MHz : -7.383 dBm<br>M2 : 2410.697 MHz : 2.733 dBm<br>Delta1 : 36.713 MHz : 1.999 dB<br>T1 : 2403.804 MHz : -2.866 dBm<br>T2 : 2440.196 MHz : -1.988 dBm<br>OBW : 36.393 MHz | Measured 6 dB Bandwidth: 36.713 MHz<br>Limit: $\geq 500.0$ kHz<br>Margin: -36.21 MHz |

[Back to the Matrix](#)

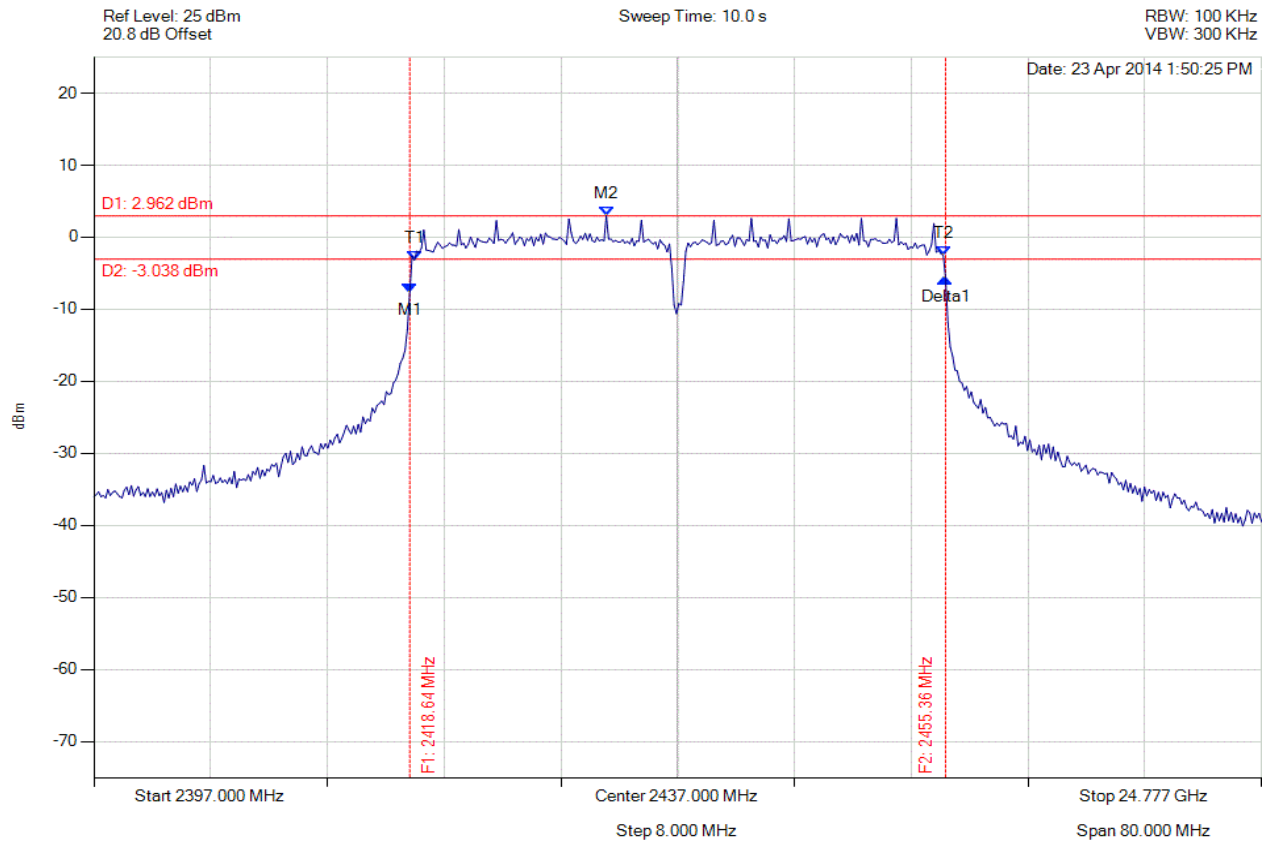
This test report may be reproduced in full only. The document may only be updated by MiCOM Labs personnel. Any changes will be noted in the Document History section of the report.





**6 dB & 99% BANDWIDTH**

Variant: 802.11n HT-40, Channel: 2437.00 MHz, Chain a, Temp: Ambient, Voltage: 55 Vdc



| Analyser Setup  | Marker : Frequency : Amplitude  | Test Results   |
|---|---|--|
| Detector = MAX PEAK<br>Sweep Count = 0<br>RF Atten (dB) = 20<br>Trace Mode = VIEW | M1 : 2418.643 MHz : -7.654 dBm<br>M2 : 2432.110 MHz : 2.962 dBm<br>Delta1 : 36.713 MHz : 1.963 dB<br>T1 : 2418.964 MHz : -3.169 dBm<br>T2 : 2455.196 MHz : -2.541 dBm<br>OBW : 36.232 MHz | Measured 6 dB Bandwidth: 36.713 MHz<br>Limit: $\geq 500.0$ kHz<br>Margin: -36.21 MHz |

[Back to the Matrix](#)

This test report may be reproduced in full only. The document may only be updated by MiCOM Labs personnel. Any changes will be noted in the Document History section of the report.

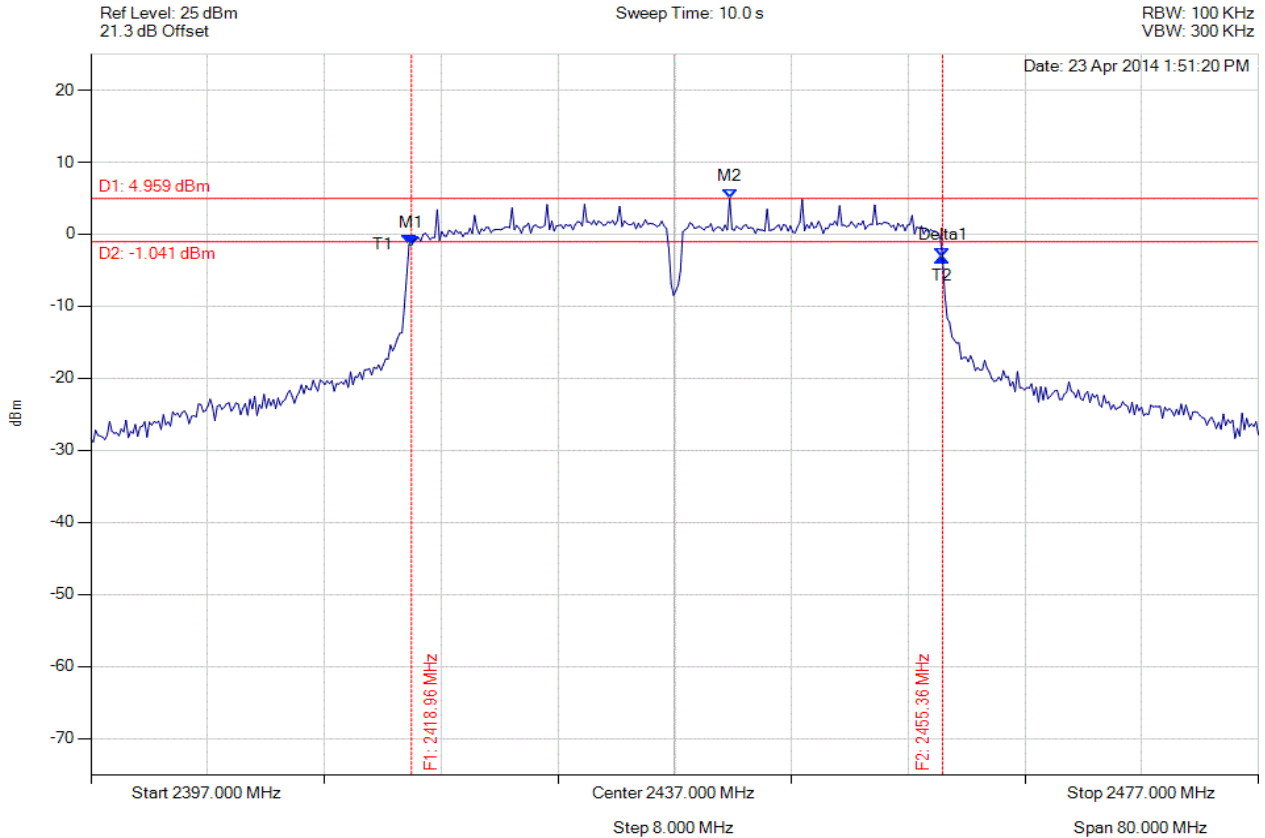


**Title:** Xirrus Inc. XI-AC1300, XI-AC867  
**To:** FCC 47 CFR Part 15.247 & IC RSS-210  
**Serial #:** XIRR04-U3 Rev A  
**Issue Date:** 29th April 2014  
**Page:** 419 of 572



**6 dB & 99% BANDWIDTH**

Variant: 802.11n HT-40, Channel: 2437.00 MHz, Chain b, Temp: Ambient, Voltage: 55 Vdc



| Analyser Setup  | Marker : Frequency : Amplitude   | Test Results   |
|---|--|--|
| Detector = MAX PEAK<br>Sweep Count = 0<br>RF Atten (dB) = 20<br>Trace Mode = VIEW | M1 : 2418.964 MHz : -1.561 dBm<br>M2 : 2440.768 MHz : 4.959 dBm<br>Delta1 : 36.393 MHz : -1.704 dB<br>T1 : 2418.804 MHz : -1.390 dBm<br>T2 : 2455.357 MHz : -3.265 dBm<br>OBW : 36.553 MHz | Measured 6 dB Bandwidth: 36.393 MHz<br>Limit: $\geq 500.0$ kHz<br>Margin: -35.89 MHz |

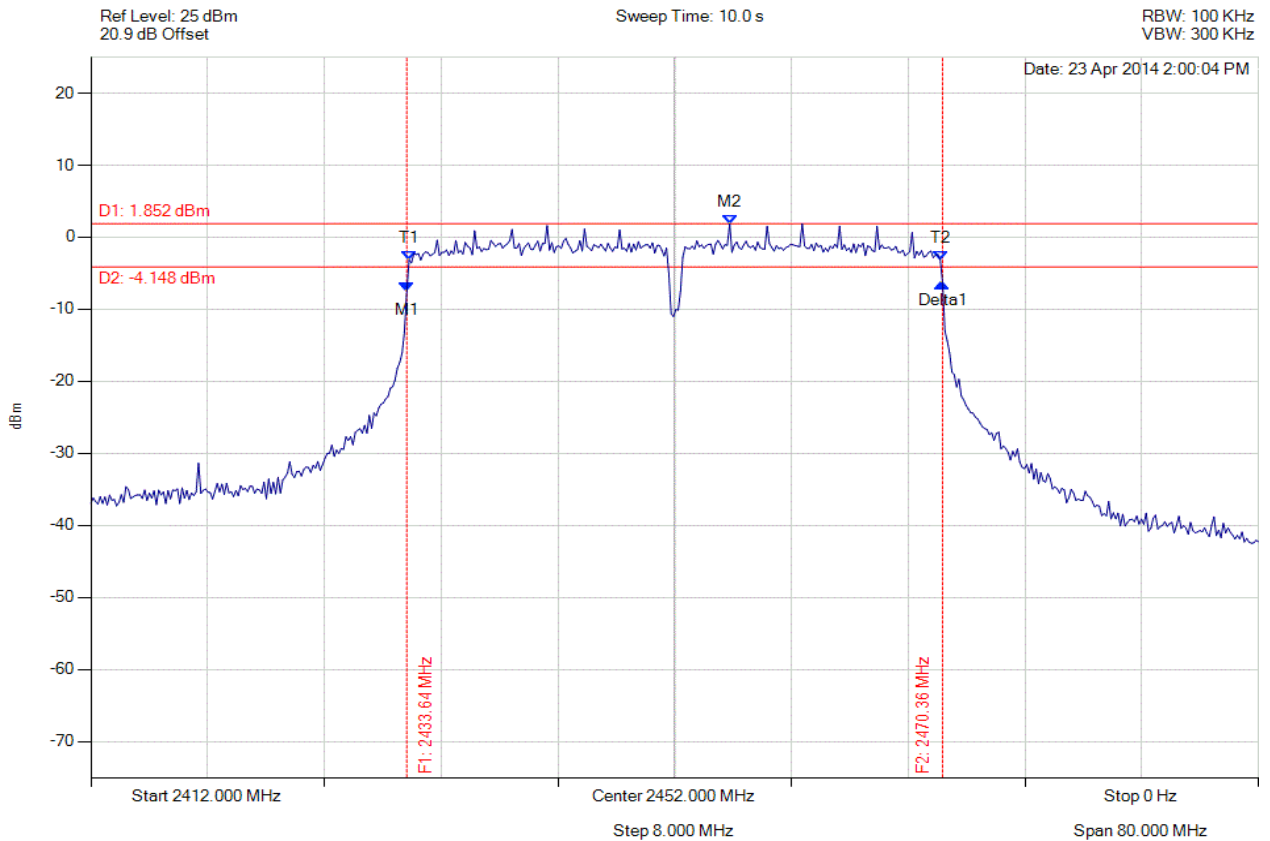
[Back to the Matrix](#)

This test report may be reproduced in full only. The document may only be updated by MiCOM Labs personnel. Any changes will be noted in the Document History section of the report.



**6 dB & 99% BANDWIDTH**

Variant: 802.11n HT-40, Channel: 2452.00 MHz, Chain a, Temp: Ambient, Voltage: 55 Vdc



| Analyser Setup  | Marker : Frequency : Amplitude  | Test Results   |
|---|---|--|
| Detector = MAX PEAK<br>Sweep Count = 0<br>RF Atten (dB) = 20<br>Trace Mode = VIEW | M1 : 2433.643 MHz : -7.546 dBm<br>M2 : 2455.768 MHz : 1.852 dBm<br>Delta1 : 36.713 MHz : 1.228 dB<br>T1 : 2433.804 MHz : -3.139 dBm<br>T2 : 2470.196 MHz : -3.161 dBm<br>OBW : 36.393 MHz | Measured 6 dB Bandwidth: 36.713 MHz<br>Limit: $\geq 500.0$ kHz<br>Margin: -36.21 MHz |

[Back to the Matrix](#)

This test report may be reproduced in full only. The document may only be updated by MiCOM Labs personnel. Any changes will be noted in the Document History section of the report.

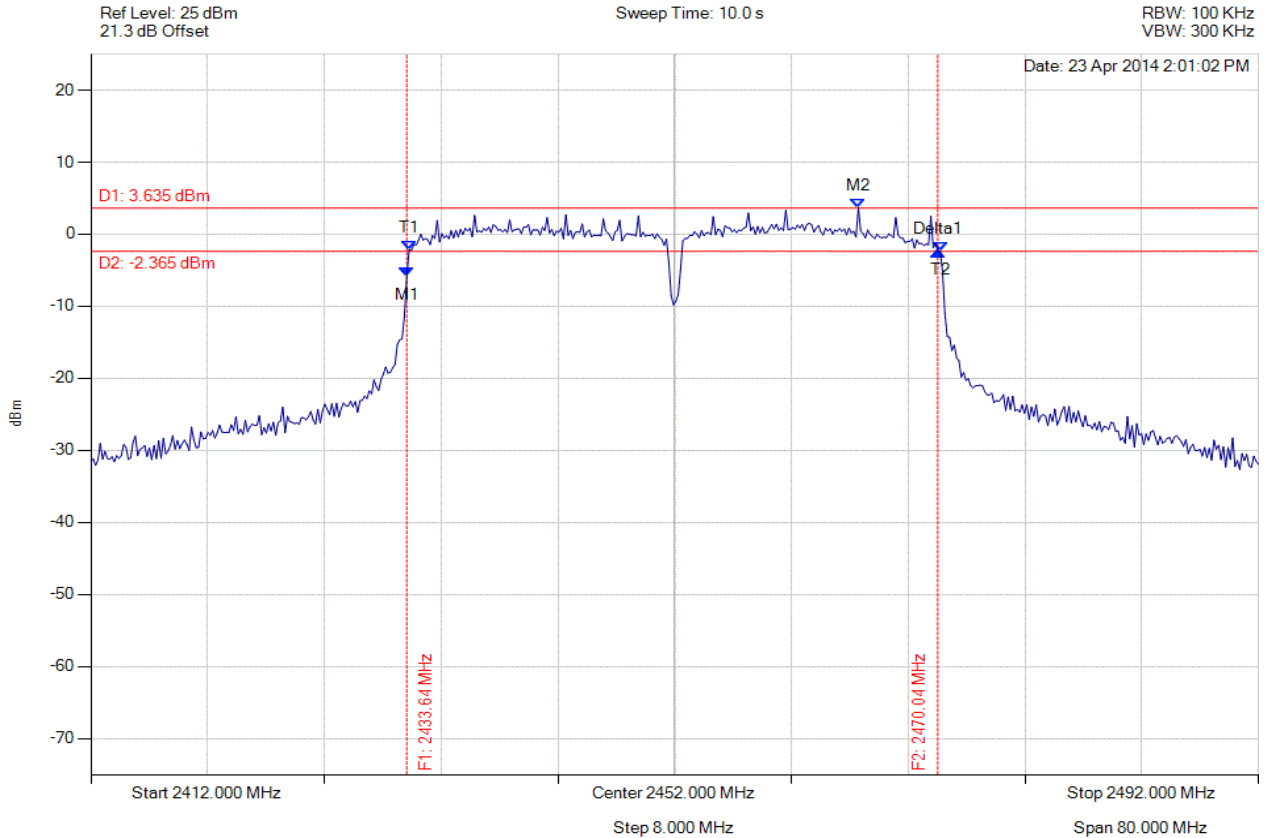


**Title:** Xirrus Inc. XI-AC1300, XI-AC867  
**To:** FCC 47 CFR Part 15.247 & IC RSS-210  
**Serial #:** XIRR04-U3 Rev A  
**Issue Date:** 29th April 2014  
**Page:** 421 of 572



**6 dB & 99% BANDWIDTH**

Variant: 802.11n HT-40, Channel: 2452.00 MHz, Chain b, Temp: Ambient, Voltage: 55 Vdc



| Analyser Setup  | Marker : Frequency : Amplitude  | Test Results   |
|---|---|--|
| Detector = MAX PEAK<br>Sweep Count = 0<br>RF Atten (dB) = 20<br>Trace Mode = VIEW | M1 : 2433.643 MHz : -5.889 dBm<br>M2 : 2464.585 MHz : 3.635 dBm<br>Delta1 : 36.393 MHz : 3.453 dB<br>T1 : 2433.804 MHz : -2.134 dBm<br>T2 : 2470.196 MHz : -2.399 dBm<br>OBW : 36.393 MHz | Measured 6 dB Bandwidth: 36.393 MHz<br>Limit: $\geq 500.0$ kHz<br>Margin: -35.89 MHz |

[Back to the Matrix](#)

This test report may be reproduced in full only. The document may only be updated by MiCOM Labs personnel. Any changes will be noted in the Document History section of the report.

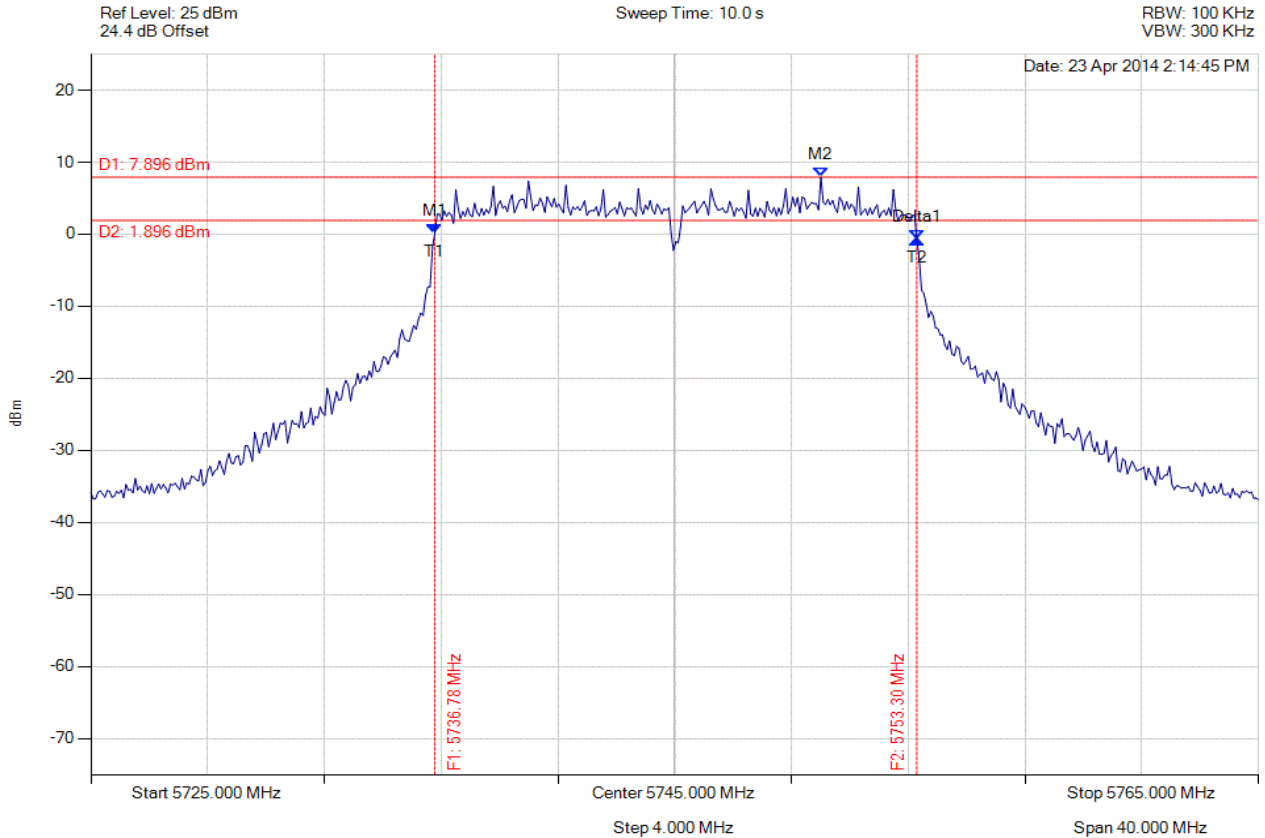


**Title:** Xirrus Inc. XI-AC1300, XI-AC867  
**To:** FCC 47 CFR Part 15.247 & IC RSS-210  
**Serial #:** XIRR04-U3 Rev A  
**Issue Date:** 29th April 2014  
**Page:** 422 of 572



**6 dB & 99% BANDWIDTH**

Variant: 802.11a, Channel: 5745.00 MHz, Chain a, Temp: Ambient, Voltage: 55 Vdc



| Analyser Setup  | Marker : Frequency : Amplitude   | Test Results   |
|---|--|--|
| Detector = MAX PEAK<br>Sweep Count = 0<br>RF Atten (dB) = 20<br>Trace Mode = VIEW | M1 : 5736.784 MHz : 0.074 dBm<br>M2 : 5750.010 MHz : 7.896 dBm<br>Delta1 : 16.513 MHz : -0.771 dB<br>T1 : 5736.784 MHz : 0.074 dBm<br>T2 : 5753.297 MHz : -0.696 dBm<br>OBW : 16.513 MHz | Measured 6 dB Bandwidth: 16.513 MHz<br>Limit: ≥500.0 kHz<br>Margin: -16.01 MHz |

[Back to the Matrix](#)

This test report may be reproduced in full only. The document may only be updated by MiCOM Labs personnel. Any changes will be noted in the Document History section of the report.

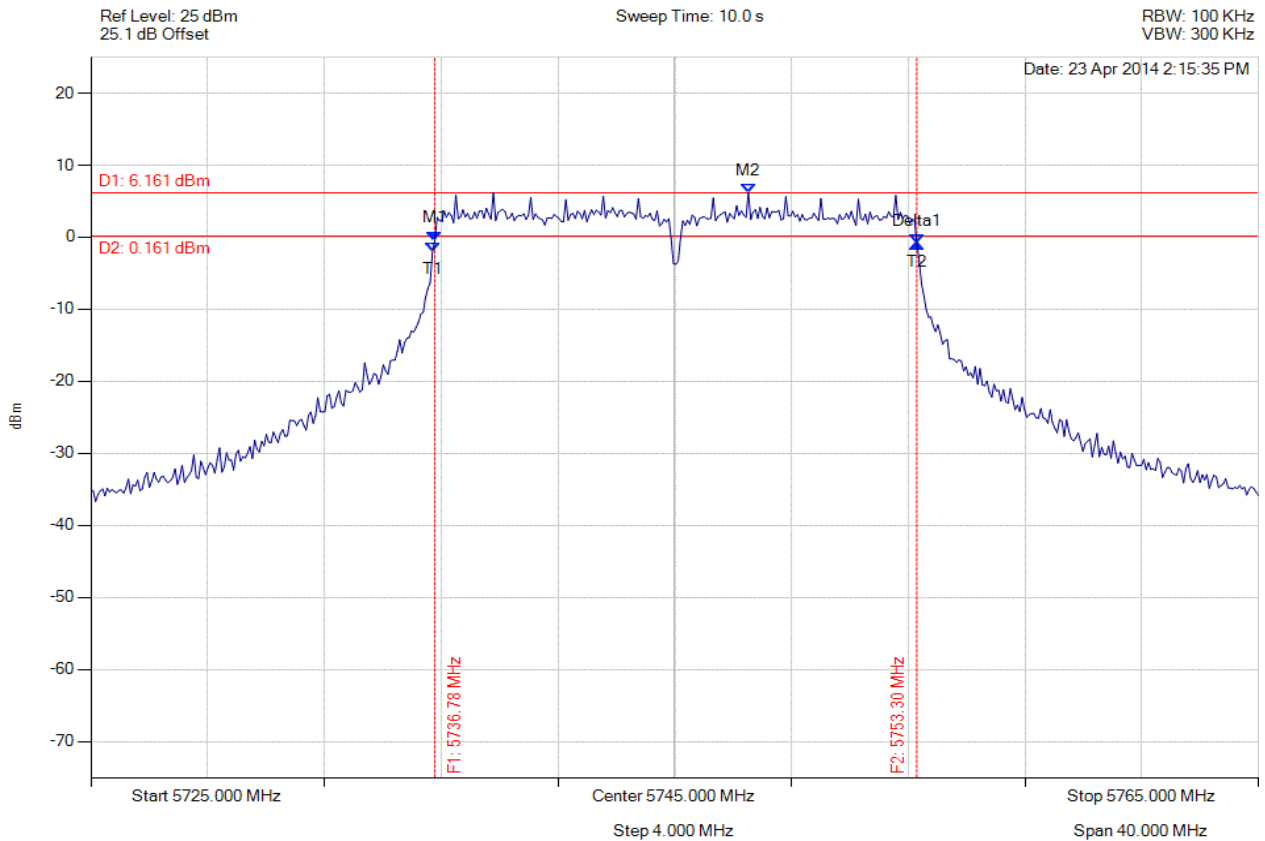


**Title:** Xirrus Inc. XI-AC1300, XI-AC867  
**To:** FCC 47 CFR Part 15.247 & IC RSS-210  
**Serial #:** XIRR04-U3 Rev A  
**Issue Date:** 29th April 2014  
**Page:** 423 of 572



### 6 dB & 99% BANDWIDTH

Variant: 802.11a, Channel: 5745.00 MHz, Chain b, Temp: Ambient, Voltage: 55 Vdc



| Analyser Setup  | Marker : Frequency : Amplitude   | Test Results   |
|---|--|--|
| Detector = MAX PEAK<br>Sweep Count = 0<br>RF Atten (dB) = 20<br>Trace Mode = VIEW | M1 : 5736.784 MHz : -0.452 dBm<br>M2 : 5747.525 MHz : 6.161 dBm<br>Delta1 : 16.513 MHz : -0.409 dB<br>T1 : 5736.703 MHz : -1.994 dBm<br>T2 : 5753.297 MHz : -0.861 dBm<br>OBW : 16.593 MHz | Measured 6 dB Bandwidth: 16.513 MHz<br>Limit: $\geq$ 500.0 kHz<br>Margin: -16.01 MHz |

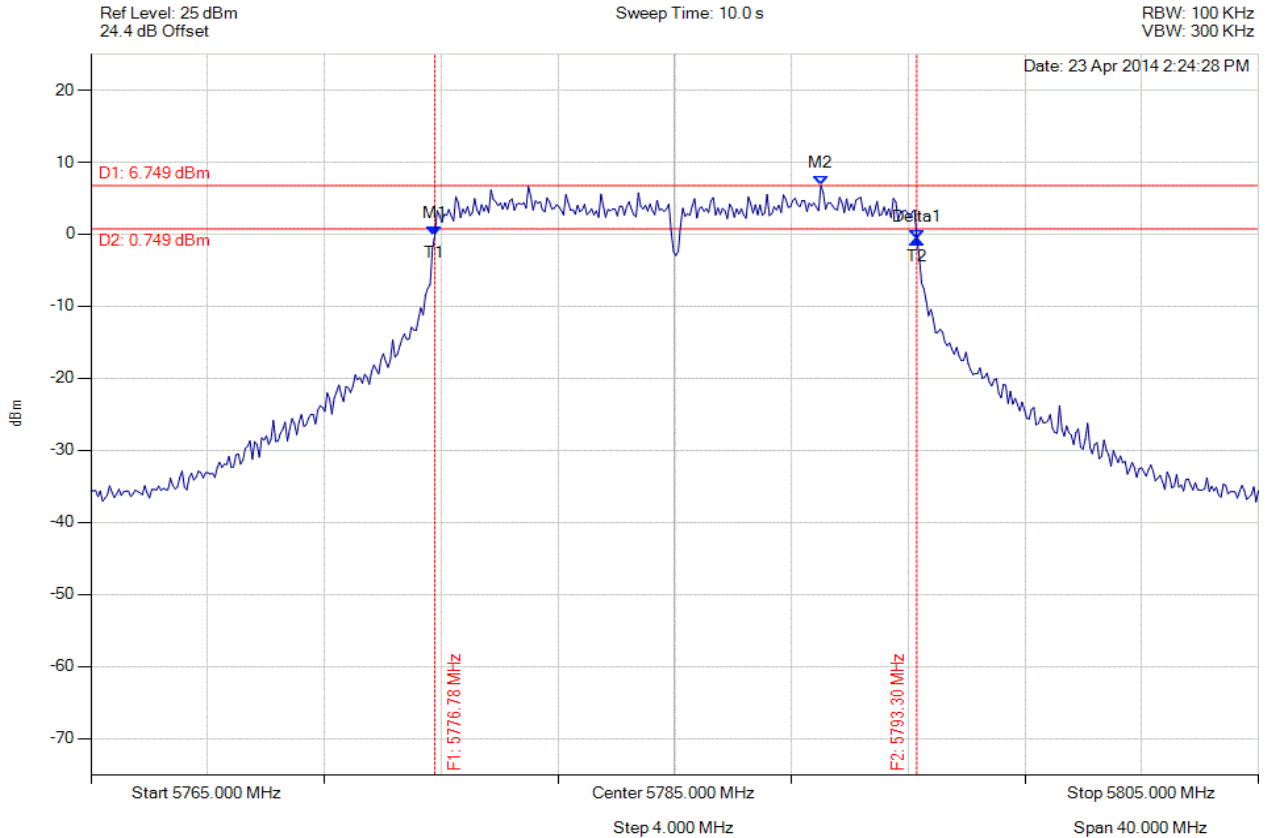
[Back to the Matrix](#)

This test report may be reproduced in full only. The document may only be updated by MiCOM Labs personnel. Any changes will be noted in the Document History section of the report.



**6 dB & 99% BANDWIDTH**

Variant: 802.11a, Channel: 5785.00 MHz, Chain a, Temp: Ambient, Voltage: 55 Vdc



| Analyser Setup  | Marker : Frequency : Amplitude   | Test Results   |
|---|--|--|
| Detector = MAX PEAK<br>Sweep Count = 0<br>RF Atten (dB) = 20<br>Trace Mode = VIEW | M1 : 5776.784 MHz : -0.147 dBm<br>M2 : 5790.010 MHz : 6.749 dBm<br>Delta1 : 16.513 MHz : -0.513 dB<br>T1 : 5776.784 MHz : -0.147 dBm<br>T2 : 5793.297 MHz : -0.660 dBm<br>OBW : 16.513 MHz | Measured 6 dB Bandwidth: 16.513 MHz<br>Limit: $\geq$ 500.0 kHz<br>Margin: -16.01 MHz |

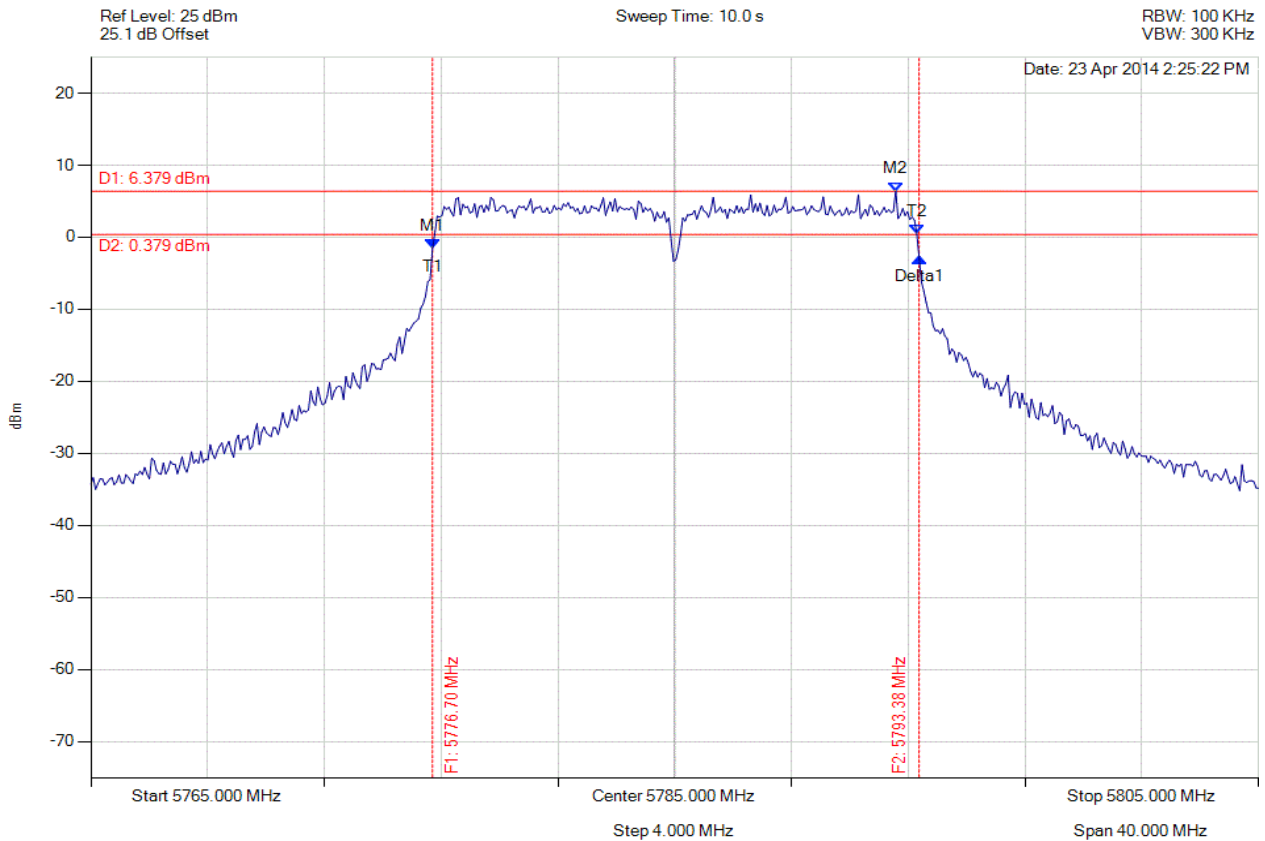
[Back to the Matrix](#)

This test report may be reproduced in full only. The document may only be updated by MiCOM Labs personnel. Any changes will be noted in the Document History section of the report.



**6 dB & 99% BANDWIDTH**

Variant: 802.11a, Channel: 5785.00 MHz, Chain b, Temp: Ambient, Voltage: 55 Vdc



| Analyser Setup  | Marker : Frequency : Amplitude  | Test Results   |
|---|---|--|
| Detector = MAX PEAK<br>Sweep Count = 0<br>RF Atten (dB) = 20<br>Trace Mode = VIEW | M1 : 5776.703 MHz : -1.514 dBm<br>M2 : 5792.575 MHz : 6.379 dBm<br>Delta1 : 16.673 MHz : -1.352 dB<br>T1 : 5776.703 MHz : -1.514 dBm<br>T2 : 5793.297 MHz : 0.408 dBm<br>OBW : 16.593 MHz | Measured 6 dB Bandwidth: 16.673 MHz<br>Limit: $\geq 500.0$ kHz<br>Margin: -16.17 MHz |

[Back to the Matrix](#)

This test report may be reproduced in full only. The document may only be updated by MiCOM Labs personnel. Any changes will be noted in the Document History section of the report.



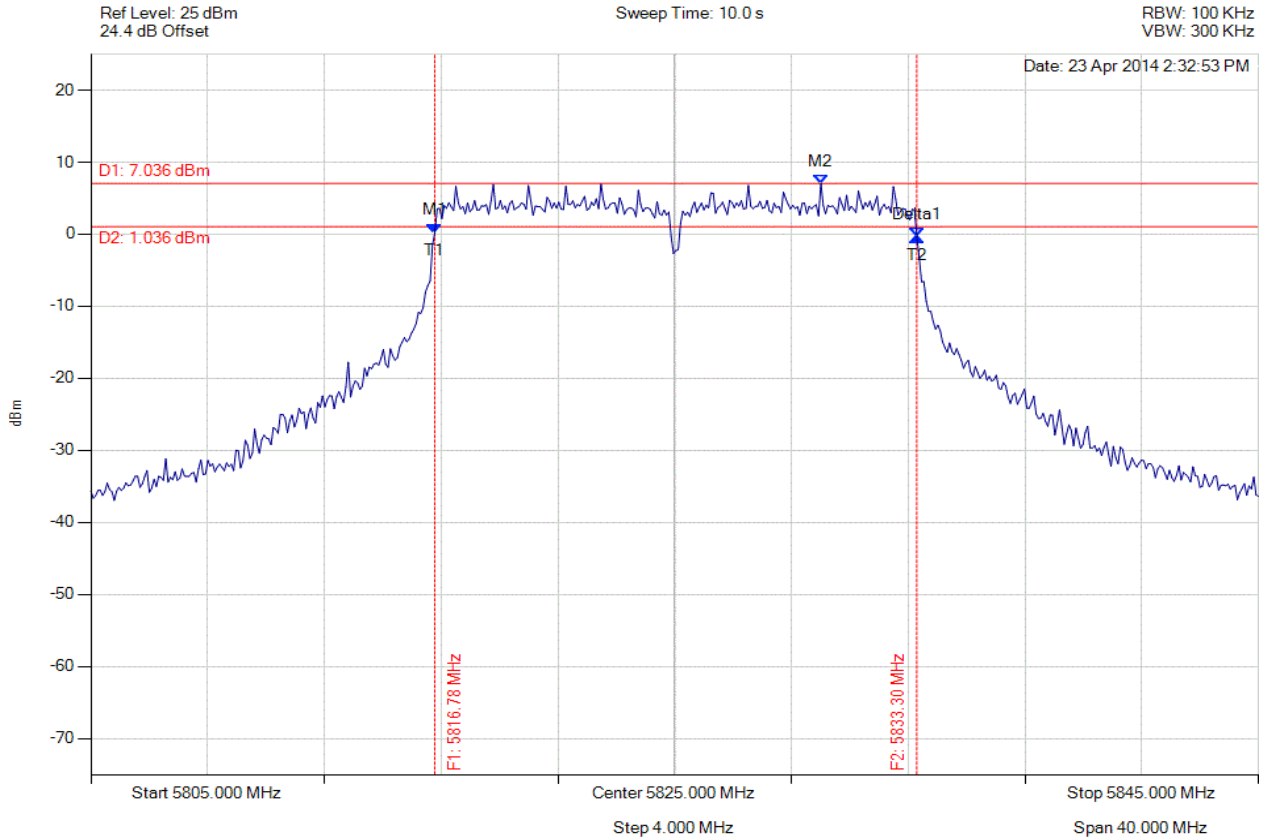


**Title:** Xirrus Inc. XI-AC1300, XI-AC867  
**To:** FCC 47 CFR Part 15.247 & IC RSS-210  
**Serial #:** XIRR04-U3 Rev A  
**Issue Date:** 29th April 2014  
**Page:** 426 of 572



**6 dB & 99% BANDWIDTH**

Variant: 802.11a, Channel: 5825.00 MHz, Chain a, Temp: Ambient, Voltage: 55 Vdc



| Analyser Setup  | Marker : Frequency : Amplitude   | Test Results   |
|---|--|--|
| Detector = MAX PEAK<br>Sweep Count = 0<br>RF Atten (dB) = 20<br>Trace Mode = VIEW | M1 : 5816.784 MHz : 0.221 dBm<br>M2 : 5830.010 MHz : 7.036 dBm<br>Delta1 : 16.513 MHz : -0.632 dB<br>T1 : 5816.784 MHz : 0.221 dBm<br>T2 : 5833.297 MHz : -0.412 dBm<br>OBW : 16.513 MHz | Measured 6 dB Bandwidth: 16.513 MHz<br>Limit: $\geq 500.0$ kHz<br>Margin: -16.01 MHz |

[Back to the Matrix](#)

This test report may be reproduced in full only. The document may only be updated by MiCOM Labs personnel. Any changes will be noted in the Document History section of the report.

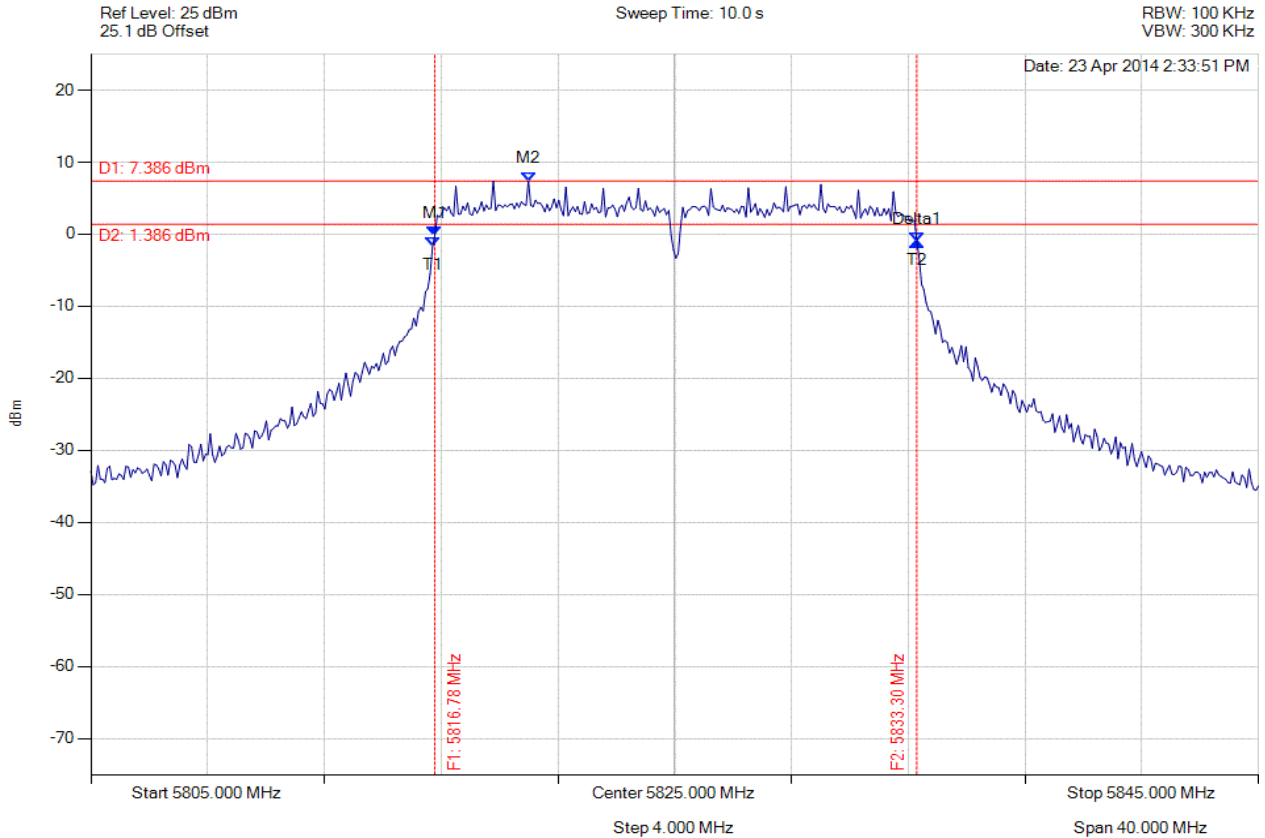


**Title:** Xirrus Inc. XI-AC1300, XI-AC867  
**To:** FCC 47 CFR Part 15.247 & IC RSS-210  
**Serial #:** XIRR04-U3 Rev A  
**Issue Date:** 29th April 2014  
**Page:** 427 of 572



**6 dB & 99% BANDWIDTH**

Variant: 802.11a, Channel: 5825.00 MHz, Chain b, Temp: Ambient, Voltage: 55 Vdc



| Analyser Setup  | Marker : Frequency : Amplitude   | Test Results   |
|---|--|--|
| Detector = MAX PEAK<br>Sweep Count = 0<br>RF Atten (dB) = 20<br>Trace Mode = VIEW | M1 : 5816.784 MHz : -0.133 dBm<br>M2 : 5819.990 MHz : 7.386 dBm<br>Delta1 : 16.513 MHz : -0.938 dB<br>T1 : 5816.703 MHz : -1.752 dBm<br>T2 : 5833.297 MHz : -1.071 dBm<br>OBW : 16.593 MHz | Measured 6 dB Bandwidth: 16.513 MHz<br>Limit: ≥500.0 kHz<br>Margin: -16.01 MHz |

[Back to the Matrix](#)

This test report may be reproduced in full only. The document may only be updated by MiCOM Labs personnel. Any changes will be noted in the Document History section of the report.

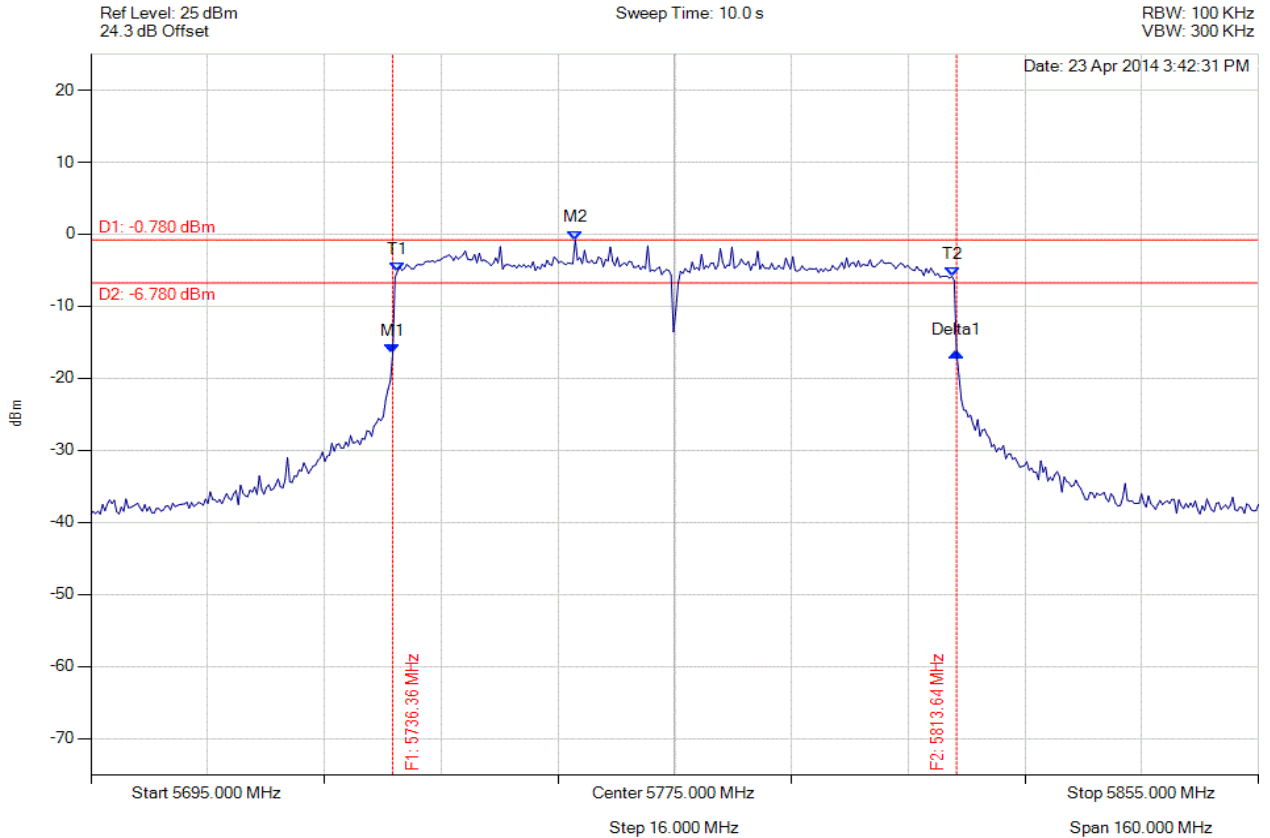


**Title:** Xirrus Inc. XI-AC1300, XI-AC867  
**To:** FCC 47 CFR Part 15.247 & IC RSS-210  
**Serial #:** XIRR04-U3 Rev A  
**Issue Date:** 29th April 2014  
**Page:** 428 of 572



**6 dB & 99% BANDWIDTH**

Variant: 802.11ac-80, Channel: 5775.00 MHz, Chain a, Temp: Ambient, Voltage: 55 Vdc



| Analyser Setup  | Marker : Frequency : Amplitude  | Test Results   |
|---|---|--|
| Detector = MAX PEAK<br>Sweep Count = 0<br>RF Atten (dB) = 20<br>Trace Mode = VIEW | M1 : 5736.363 MHz : -16.592 dBm<br>M2 : 5761.373 MHz : -0.780 dBm<br>Delta1 : 77.275 MHz : 0.177 dB<br>T1 : 5737.004 MHz : -5.165 dBm<br>T2 : 5812.996 MHz : -5.825 dBm<br>OBW : 75.992 MHz | Measured 6 dB Bandwidth: 77.275 MHz<br>Limit: $\geq$ 500.0 kHz<br>Margin: -76.78 MHz |

[Back to the Matrix](#)

This test report may be reproduced in full only. The document may only be updated by MiCOM Labs personnel. Any changes will be noted in the Document History section of the report.

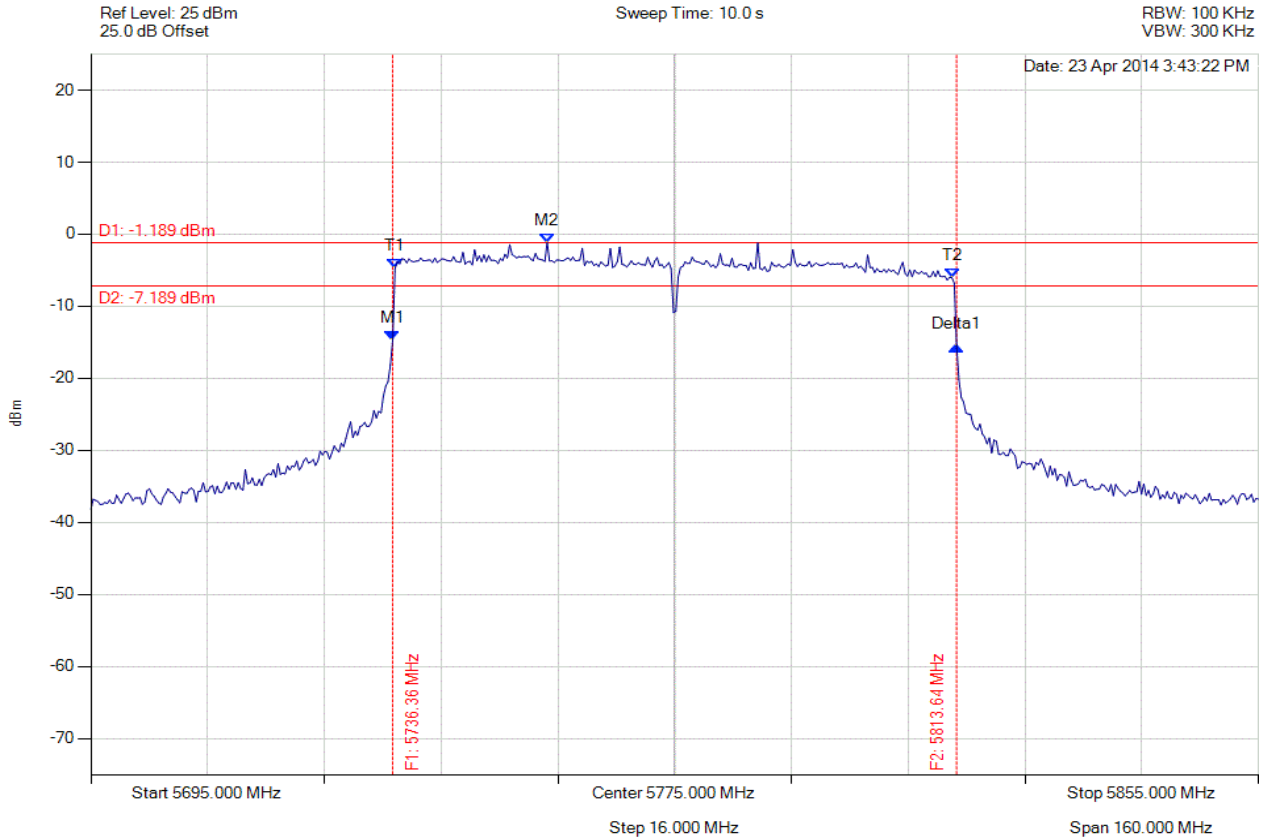


**Title:** Xirrus Inc. XI-AC1300, XI-AC867  
**To:** FCC 47 CFR Part 15.247 & IC RSS-210  
**Serial #:** XIRR04-U3 Rev A  
**Issue Date:** 29th April 2014  
**Page:** 429 of 572



**6 dB & 99% BANDWIDTH**

Variant: 802.11ac-80, Channel: 5775.00 MHz, Chain b, Temp: Ambient, Voltage: 55 Vdc



| Analyser Setup  | Marker : Frequency : Amplitude   | Test Results   |
|---|--|--|
| Detector = MAX PEAK<br>Sweep Count = 0<br>RF Atten (dB) = 20<br>Trace Mode = VIEW | M1 : 5736.363 MHz : -14.650 dBm<br>M2 : 5757.525 MHz : -1.189 dBm<br>Delta1 : 77.275 MHz : -0.872 dB<br>T1 : 5736.683 MHz : -4.778 dBm<br>T2 : 5812.996 MHz : -6.039 dBm<br>OBW : 76.313 MHz | Measured 6 dB Bandwidth: 77.275 MHz<br>Limit: ≥500.0 kHz<br>Margin: -76.78 MHz |

[Back to the Matrix](#)

This test report may be reproduced in full only. The document may only be updated by MiCOM Labs personnel. Any changes will be noted in the Document History section of the report.

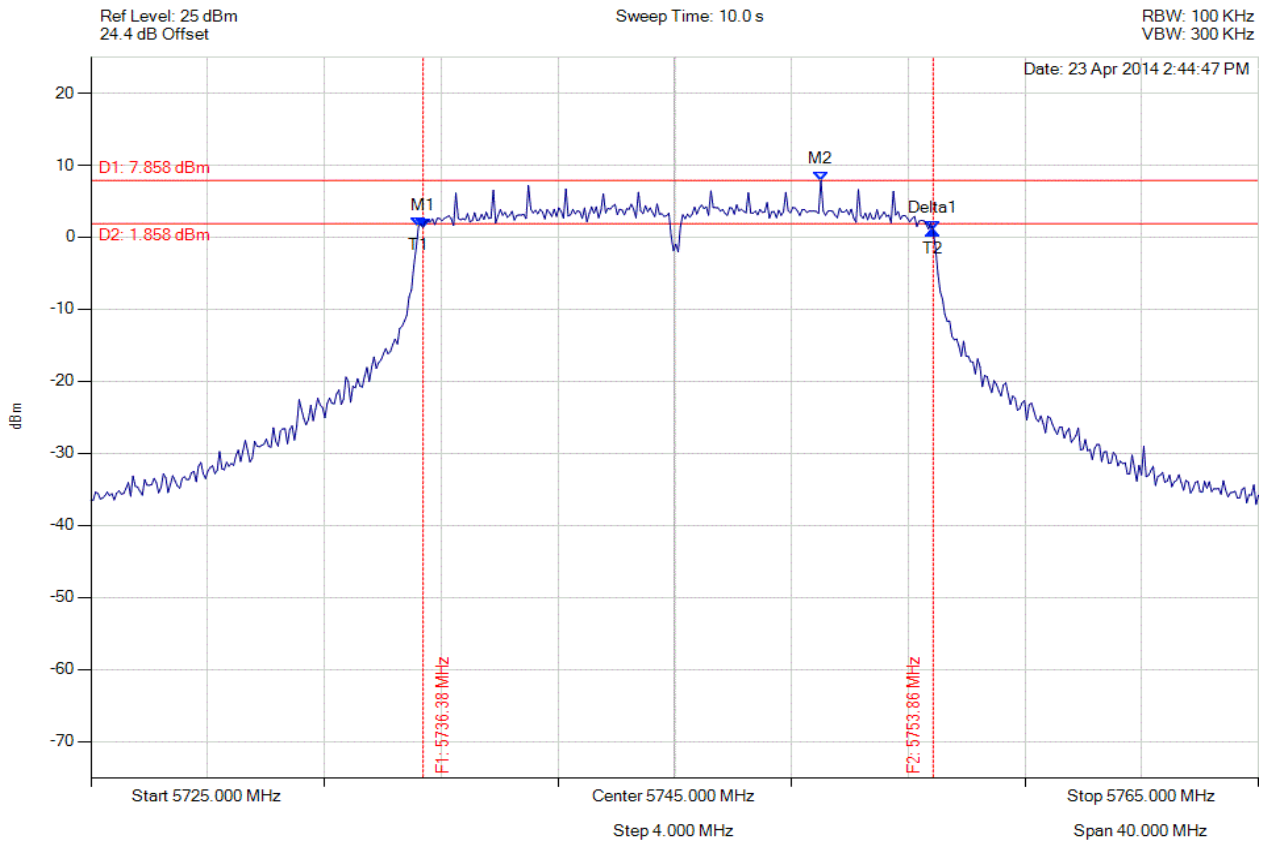


**Title:** Xirrus Inc. XI-AC1300, XI-AC867  
**To:** FCC 47 CFR Part 15.247 & IC RSS-210  
**Serial #:** XIRR04-U3 Rev A  
**Issue Date:** 29th April 2014  
**Page:** 430 of 572



### 6 dB & 99% BANDWIDTH

Variant: 802.11n HT-20, Channel: 5745.00 MHz, Chain a, Temp: Ambient, Voltage: 55 Vdc



| Analyser Setup  | Marker : Frequency : Amplitude  | Test Results   |
|---|---|--|
| Detector = MAX PEAK<br>Sweep Count = 0<br>RF Atten (dB) = 20<br>Trace Mode = VIEW | M1 : 5736.383 MHz : 1.370 dBm<br>M2 : 5750.010 MHz : 7.858 dBm<br>Delta1 : 17.475 MHz : -0.431 dB<br>T1 : 5736.222 MHz : 1.455 dBm<br>T2 : 5753.858 MHz : 0.939 dBm<br>OBW : 17.635 MHz | Measured 6 dB Bandwidth: 17.475 MHz<br>Limit: $\geq 500.0$ kHz<br>Margin: -16.98 MHz |

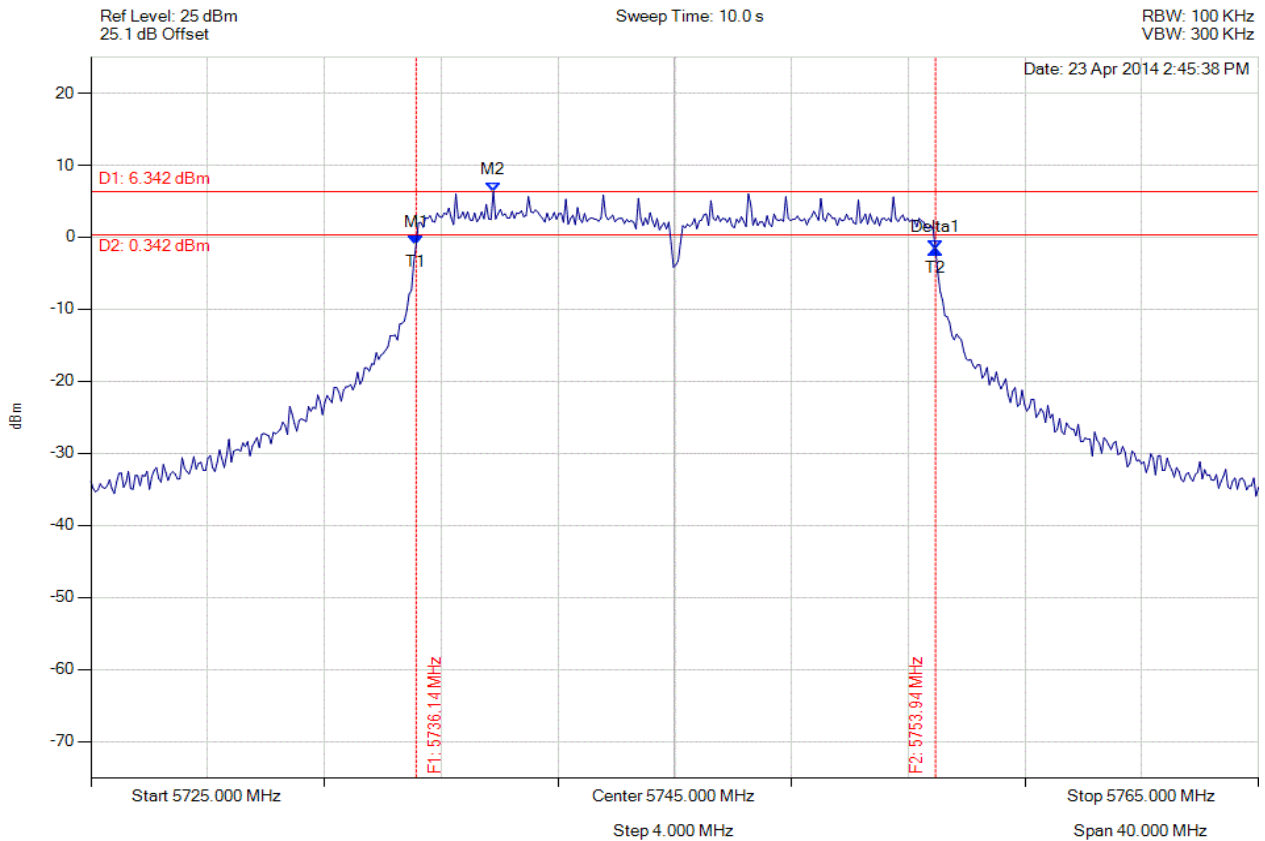
[Back to the Matrix](#)

This test report may be reproduced in full only. The document may only be updated by MiCOM Labs personnel. Any changes will be noted in the Document History section of the report.



**6 dB & 99% BANDWIDTH**

Variant: 802.11n HT-20, Channel: 5745.00 MHz, Chain b, Temp: Ambient, Voltage: 55 Vdc



| Analyser Setup  | Marker : Frequency : Amplitude   | Test Results   |
|---|--|--|
| Detector = MAX PEAK<br>Sweep Count = 0<br>RF Atten (dB) = 20<br>Trace Mode = VIEW | M1 : 5736.142 MHz : -0.995 dBm<br>M2 : 5738.788 MHz : 6.342 dBm<br>Delta1 : 17.796 MHz : -0.738 dB<br>T1 : 5736.142 MHz : -0.995 dBm<br>T2 : 5753.938 MHz : -1.734 dBm<br>OBW : 17.796 MHz | Measured 6 dB Bandwidth: 17.796 MHz<br>Limit: $\geq 500.0$ kHz<br>Margin: -17.30 MHz |

[Back to the Matrix](#)

This test report may be reproduced in full only. The document may only be updated by MiCOM Labs personnel. Any changes will be noted in the Document History section of the report.

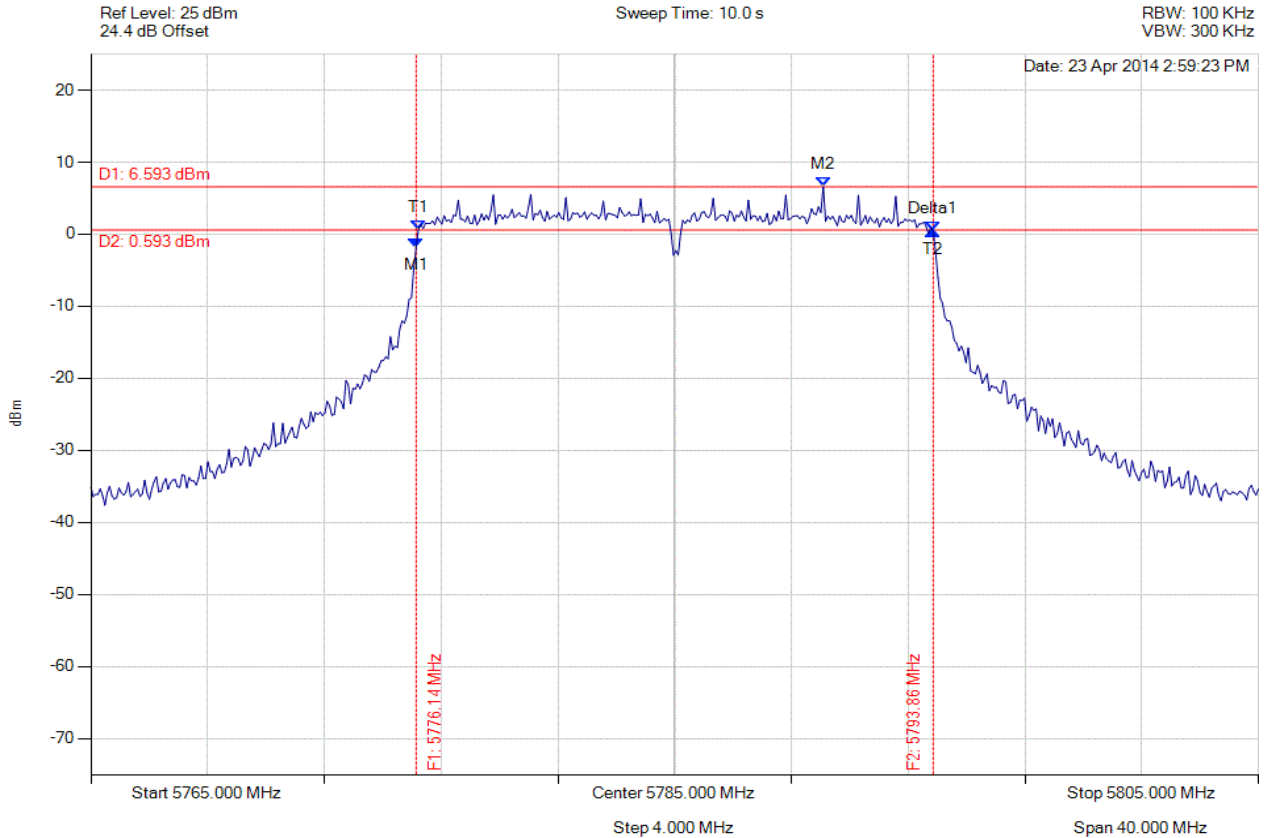


**Title:** Xirrus Inc. XI-AC1300, XI-AC867  
**To:** FCC 47 CFR Part 15.247 & IC RSS-210  
**Serial #:** XIRR04-U3 Rev A  
**Issue Date:** 29th April 2014  
**Page:** 432 of 572



**6 dB & 99% BANDWIDTH**

Variant: 802.11n HT-20, Channel: 5785.00 MHz, Chain a, Temp: Ambient, Voltage: 55 Vdc



| Analyser Setup  | Marker : Frequency : Amplitude  | Test Results   |
|---|---|--|
| Detector = MAX PEAK<br>Sweep Count = 0<br>RF Atten (dB) = 20<br>Trace Mode = VIEW | M1 : 5776.142 MHz : -1.784 dBm<br>M2 : 5790.090 MHz : 6.593 dBm<br>Delta1 : 17.715 MHz : 2.205 dB<br>T1 : 5776.222 MHz : 0.705 dBm<br>T2 : 5793.858 MHz : 0.420 dBm<br>OBW : 17.635 MHz | Measured 6 dB Bandwidth: 17.715 MHz<br>Limit: $\geq 500.0$ kHz<br>Margin: -17.22 MHz |

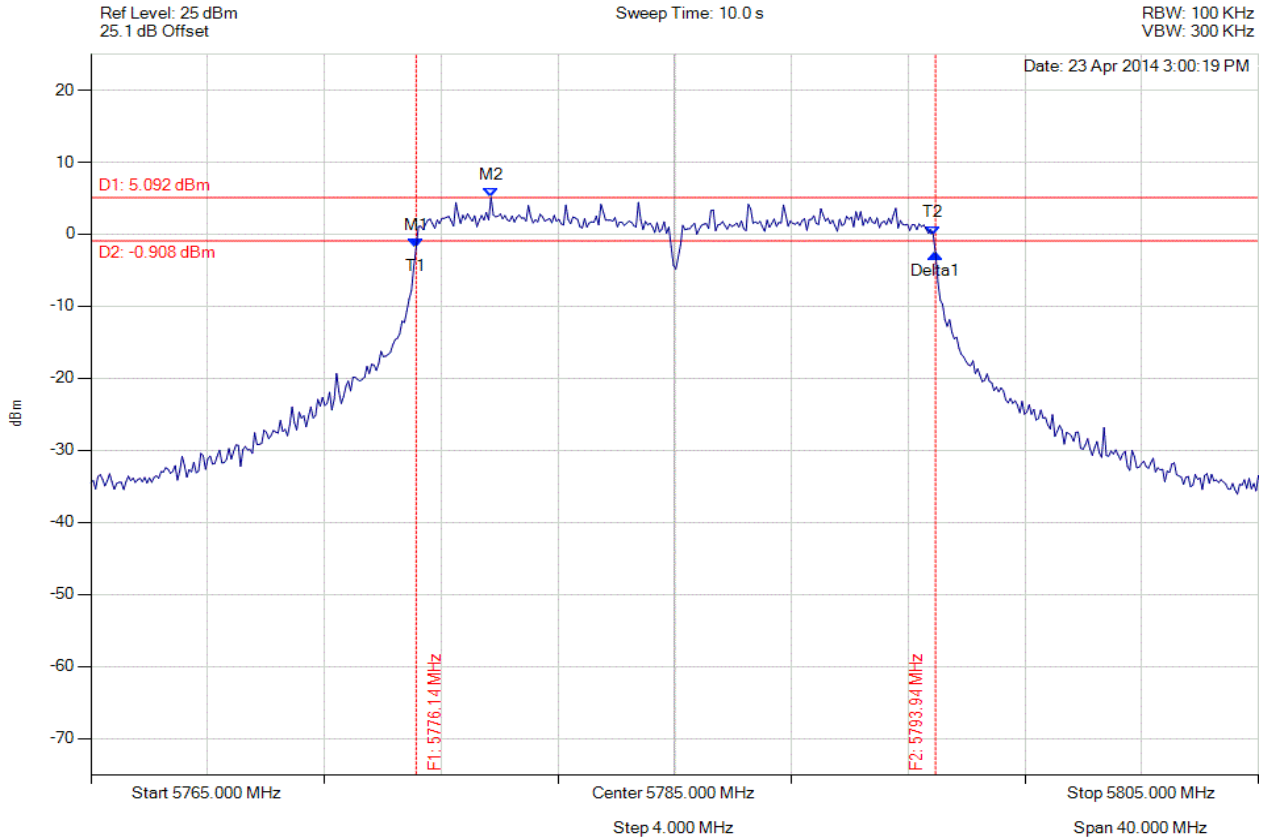
[Back to the Matrix](#)

This test report may be reproduced in full only. The document may only be updated by MiCOM Labs personnel. Any changes will be noted in the Document History section of the report.



**6 dB & 99% BANDWIDTH**

Variant: 802.11n HT-20, Channel: 5785.00 MHz, Chain b, Temp: Ambient, Voltage: 55 Vdc



| Analyser Setup  | Marker : Frequency : Amplitude   | Test Results   |
|---|--|--|
| Detector = MAX PEAK<br>Sweep Count = 0<br>RF Atten (dB) = 20<br>Trace Mode = VIEW | M1 : 5776.142 MHz : -1.845 dBm<br>M2 : 5778.707 MHz : 5.092 dBm<br>Delta1 : 17.796 MHz : -0.795 dB<br>T1 : 5776.142 MHz : -1.845 dBm<br>T2 : 5793.858 MHz : -0.115 dBm<br>OBW : 17.715 MHz | Measured 6 dB Bandwidth: 17.796 MHz<br>Limit: ≥500.0 kHz<br>Margin: -17.30 MHz |

[Back to the Matrix](#)

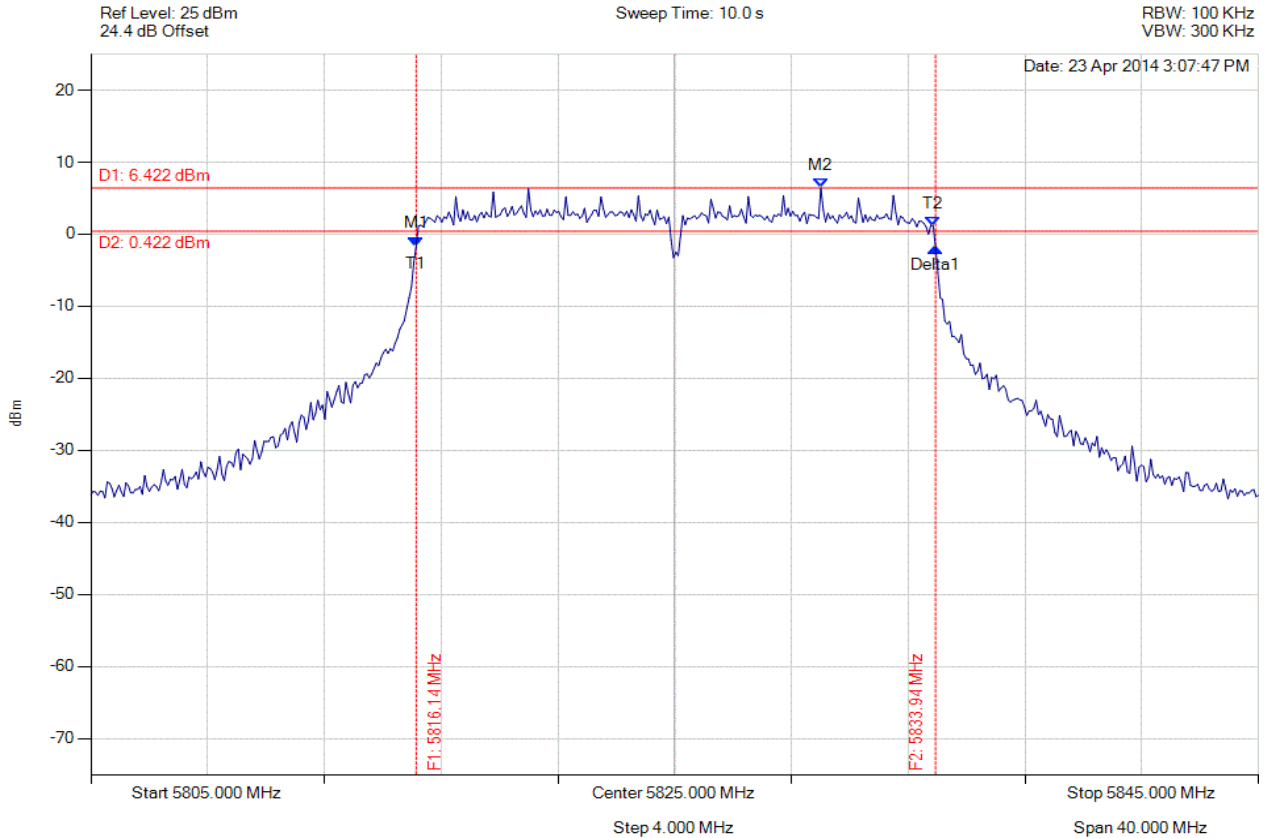
This test report may be reproduced in full only. The document may only be updated by MiCOM Labs personnel. Any changes will be noted in the Document History section of the report.





**6 dB & 99% BANDWIDTH**

Variant: 802.11n HT-20, Channel: 5825.00 MHz, Chain a, Temp: Ambient, Voltage: 55 Vdc



| Analyser Setup  | Marker : Frequency : Amplitude  | Test Results   |
|---|---|--|
| Detector = MAX PEAK<br>Sweep Count = 0<br>RF Atten (dB) = 20<br>Trace Mode = VIEW | M1 : 5816.142 MHz : -1.624 dBm<br>M2 : 5830.010 MHz : 6.422 dBm<br>Delta1 : 17.796 MHz : -0.165 dB<br>T1 : 5816.142 MHz : -1.624 dBm<br>T2 : 5833.858 MHz : 1.128 dBm<br>OBW : 17.715 MHz | Measured 6 dB Bandwidth: 17.796 MHz<br>Limit: $\geq 500.0$ kHz<br>Margin: -17.30 MHz |

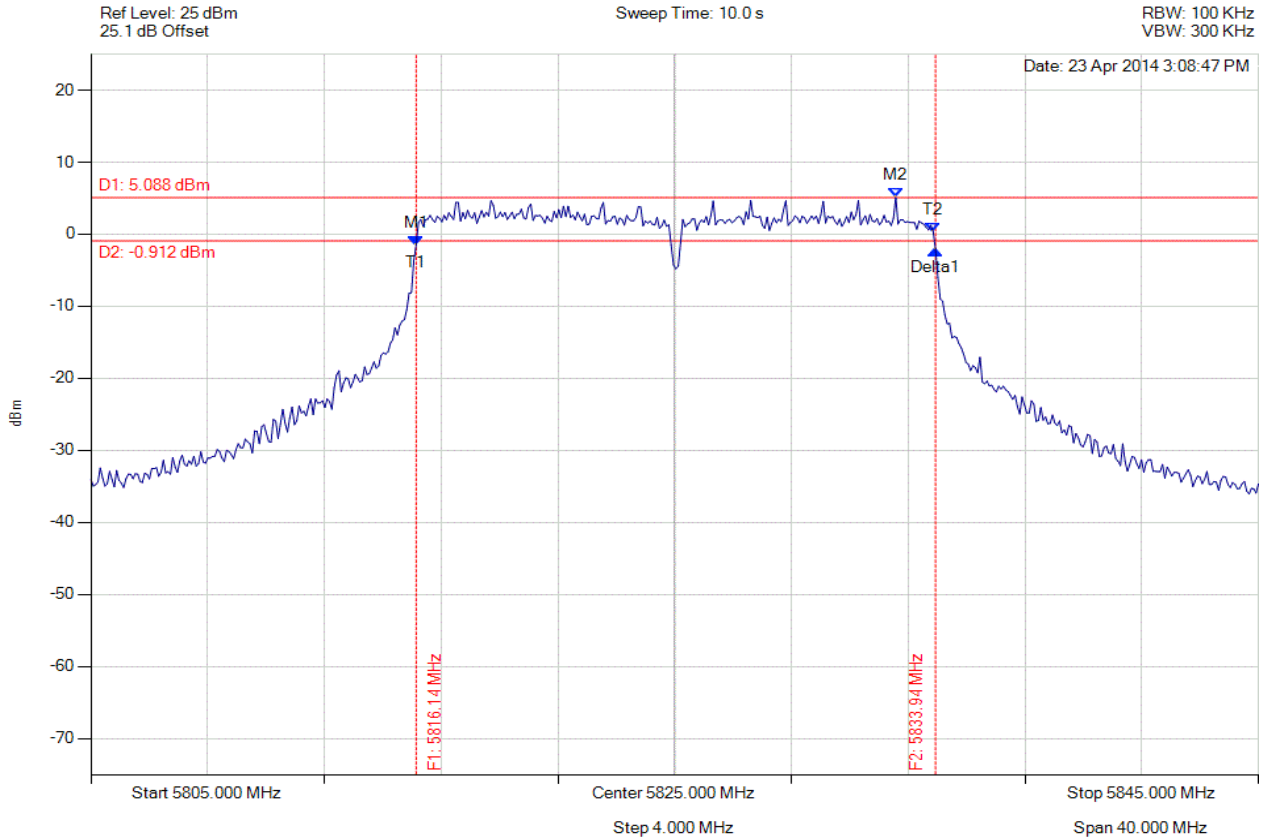
[Back to the Matrix](#)

This test report may be reproduced in full only. The document may only be updated by MiCOM Labs personnel. Any changes will be noted in the Document History section of the report.



**6 dB & 99% BANDWIDTH**

Variant: 802.11n HT-20, Channel: 5825.00 MHz, Chain b, Temp: Ambient, Voltage: 55 Vdc



| Analyser Setup  | Marker : Frequency : Amplitude  | Test Results   |
|---|---|--|
| Detector = MAX PEAK<br>Sweep Count = 0<br>RF Atten (dB) = 20<br>Trace Mode = VIEW | M1 : 5816.142 MHz : -1.496 dBm<br>M2 : 5832.575 MHz : 5.088 dBm<br>Delta1 : 17.796 MHz : -0.671 dB<br>T1 : 5816.142 MHz : -1.496 dBm<br>T2 : 5833.858 MHz : 0.339 dBm<br>OBW : 17.715 MHz | Measured 6 dB Bandwidth: 17.796 MHz<br>Limit: ≥500.0 kHz<br>Margin: -17.30 MHz |

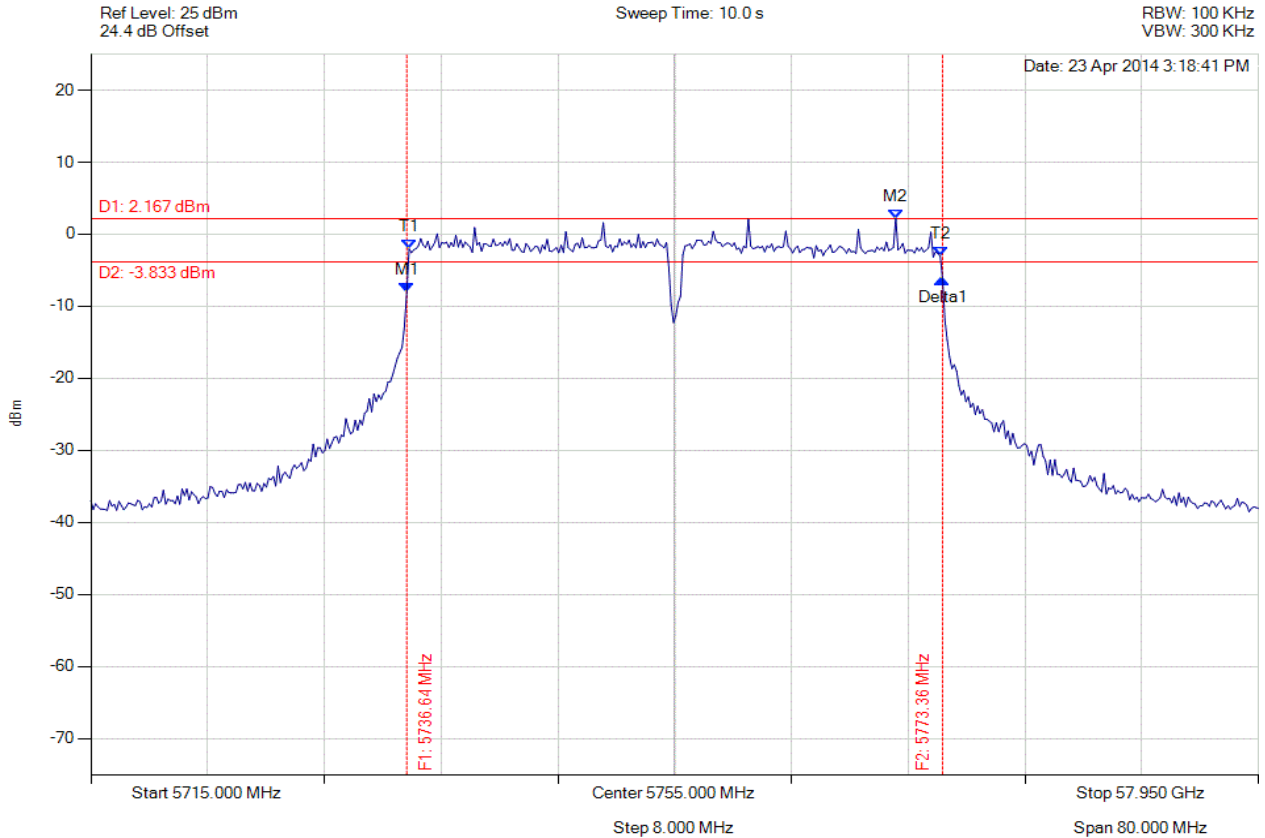
[Back to the Matrix](#)

This test report may be reproduced in full only. The document may only be updated by MiCOM Labs personnel. Any changes will be noted in the Document History section of the report.



**6 dB & 99% BANDWIDTH**

Variants: 802.11n HT-40, Channel: 5755.00 MHz, Chain a, Temp: Ambient, Voltage: 55 Vdc



| Analyser Setup  | Marker : Frequency : Amplitude  | Test Results   |
|---|---|--|
| Detector = MAX PEAK<br>Sweep Count = 0<br>RF Atten (dB) = 20<br>Trace Mode = VIEW | M1 : 5736.643 MHz : -8.048 dBm<br>M2 : 5770.150 MHz : 2.167 dBm<br>Delta1 : 36.713 MHz : 1.808 dB<br>T1 : 5736.804 MHz : -2.037 dBm<br>T2 : 5773.196 MHz : -3.031 dBm<br>OBW : 36.393 MHz | Measured 6 dB Bandwidth: 36.713 MHz<br>Limit: $\geq 500.0$ kHz<br>Margin: -36.21 MHz |

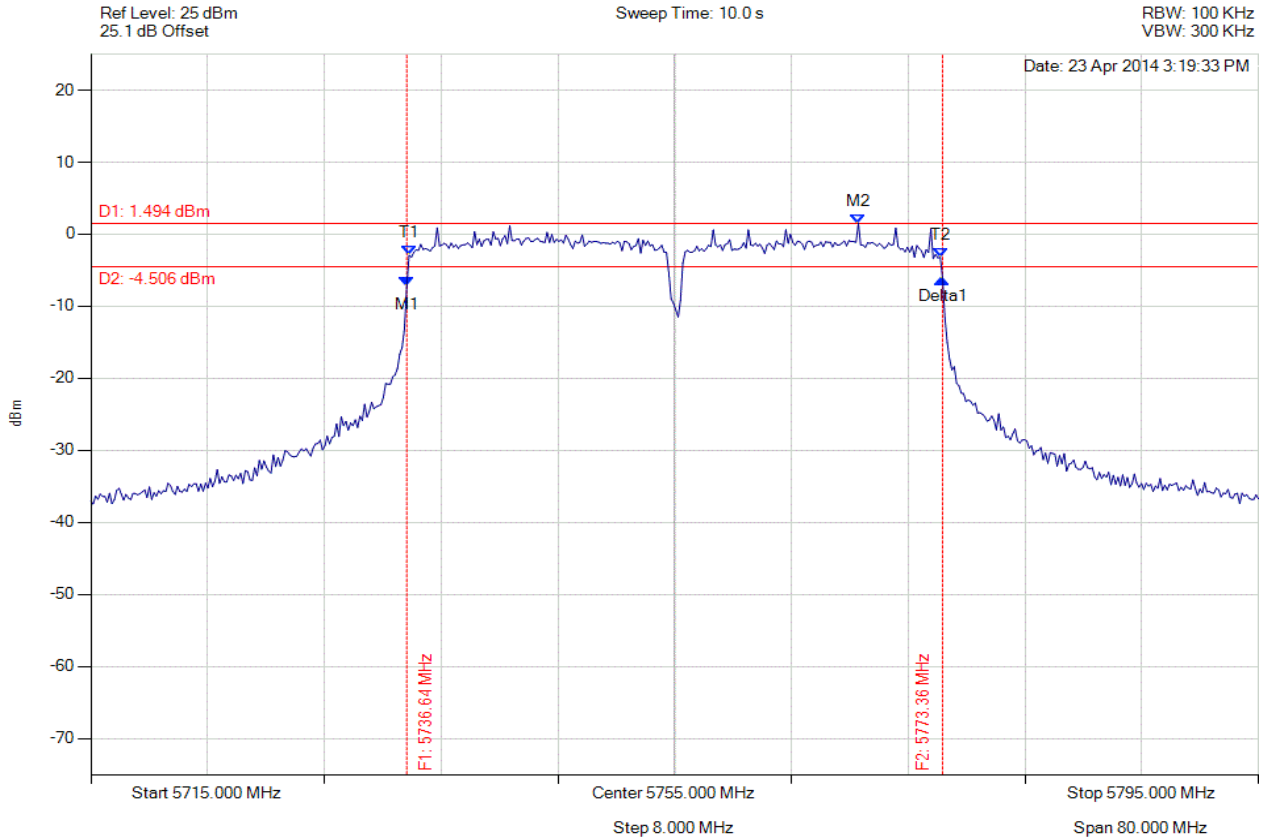
[Back to the Matrix](#)

This test report may be reproduced in full only. The document may only be updated by MiCOM Labs personnel. Any changes will be noted in the Document History section of the report.



**6 dB & 99% BANDWIDTH**

Variant: 802.11n HT-40, Channel: 5755.00 MHz, Chain b, Temp: Ambient, Voltage: 55 Vdc



| Analyser Setup  | Marker : Frequency : Amplitude  | Test Results   |
|---|---|--|
| Detector = MAX PEAK<br>Sweep Count = 0<br>RF Atten (dB) = 20<br>Trace Mode = VIEW | M1 : 5736.643 MHz : -7.194 dBm<br>M2 : 5767.585 MHz : 1.494 dBm<br>Delta1 : 36.713 MHz : 1.041 dB<br>T1 : 5736.804 MHz : -2.936 dBm<br>T2 : 5773.196 MHz : -3.212 dBm<br>OBW : 36.393 MHz | Measured 6 dB Bandwidth: 36.713 MHz<br>Limit: ≥500.0 kHz<br>Margin: -36.21 MHz |

[Back to the Matrix](#)

This test report may be reproduced in full only. The document may only be updated by MiCOM Labs personnel. Any changes will be noted in the Document History section of the report.

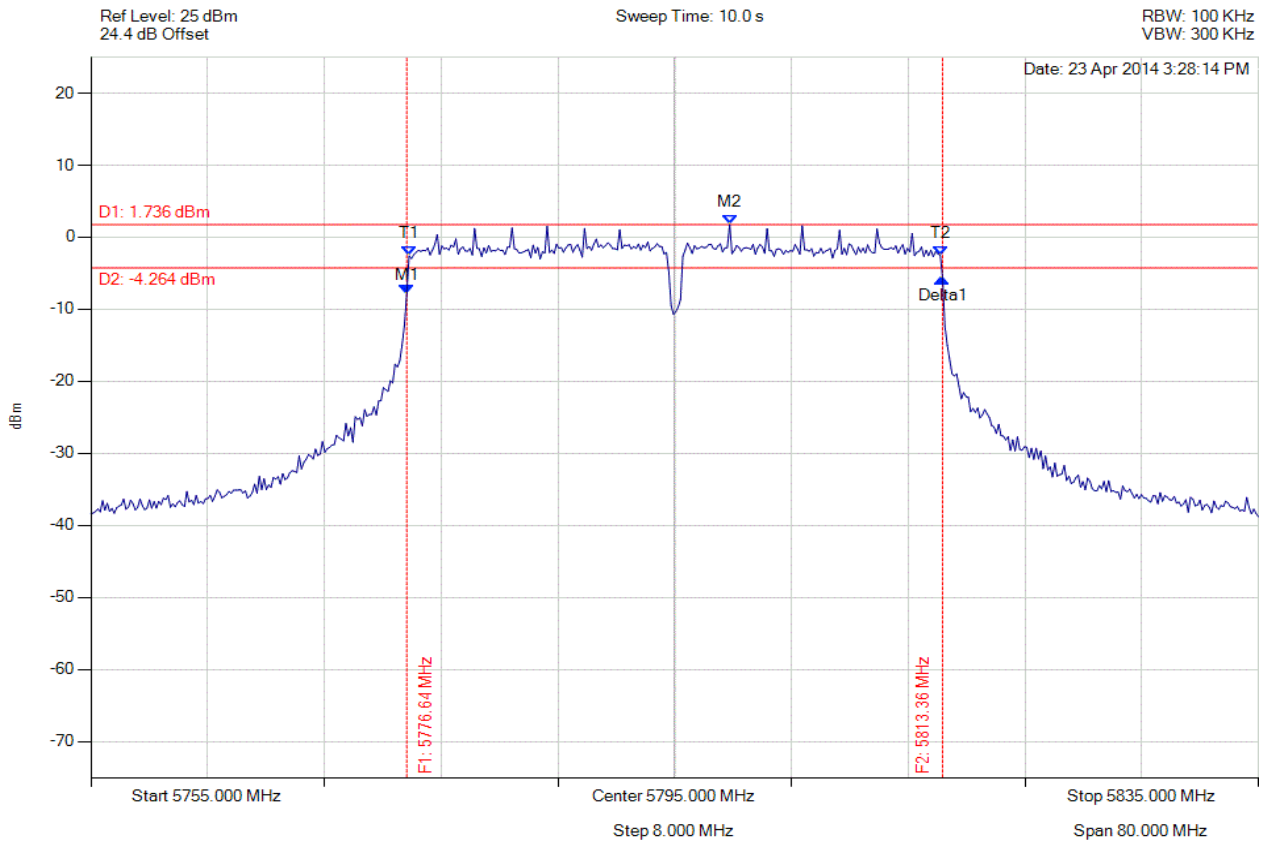


**Title:** Xirrus Inc. XI-AC1300, XI-AC867  
**To:** FCC 47 CFR Part 15.247 & IC RSS-210  
**Serial #:** XIRR04-U3 Rev A  
**Issue Date:** 29th April 2014  
**Page:** 438 of 572



**6 dB & 99% BANDWIDTH**

Variant: 802.11n HT-40, Channel: 5795.00 MHz, Chain a, Temp: Ambient, Voltage: 55 Vdc



| Analyser Setup  | Marker : Frequency : Amplitude  | Test Results   |
|---|---|--|
| Detector = MAX PEAK<br>Sweep Count = 0<br>RF Atten (dB) = 20<br>Trace Mode = VIEW | M1 : 5776.643 MHz : -7.798 dBm<br>M2 : 5798.768 MHz : 1.736 dBm<br>Delta1 : 36.713 MHz : 2.154 dB<br>T1 : 5776.804 MHz : -2.588 dBm<br>T2 : 5813.196 MHz : -2.508 dBm<br>OBW : 36.393 MHz | Measured 6 dB Bandwidth: 36.713 MHz<br>Limit: ≥500.0 kHz<br>Margin: -36.21 MHz |

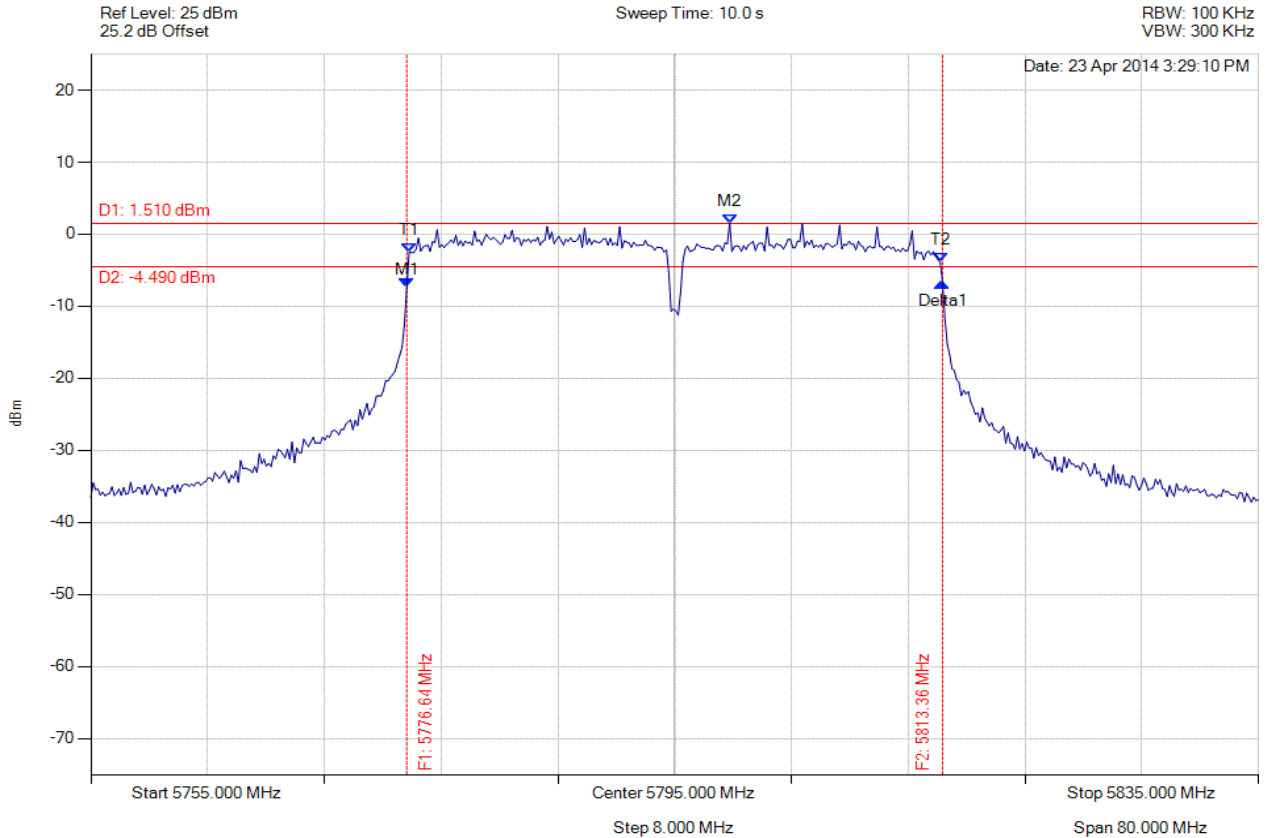
[Back to the Matrix](#)

This test report may be reproduced in full only. The document may only be updated by MiCOM Labs personnel. Any changes will be noted in the Document History section of the report.



**6 dB & 99% BANDWIDTH**

Variant: 802.11n HT-40, Channel: 5795.00 MHz, Chain b, Temp: Ambient, Voltage: 55 Vdc



| Analyser Setup  | Marker : Frequency : Amplitude  | Test Results   |
|---|---|--|
| Detector = MAX PEAK<br>Sweep Count = 0<br>RF Atten (dB) = 20<br>Trace Mode = VIEW | M1 : 5776.643 MHz : -7.444 dBm<br>M2 : 5798.768 MHz : 1.510 dBm<br>Delta1 : 36.713 MHz : 0.673 dB<br>T1 : 5776.804 MHz : -2.480 dBm<br>T2 : 5813.196 MHz : -3.926 dBm<br>OBW : 36.393 MHz | Measured 6 dB Bandwidth: 36.713 MHz<br>Limit: ≥500.0 kHz<br>Margin: -36.21 MHz |

[Back to the Matrix](#)

This test report may be reproduced in full only. The document may only be updated by MiCOM Labs personnel. Any changes will be noted in the Document History section of the report.

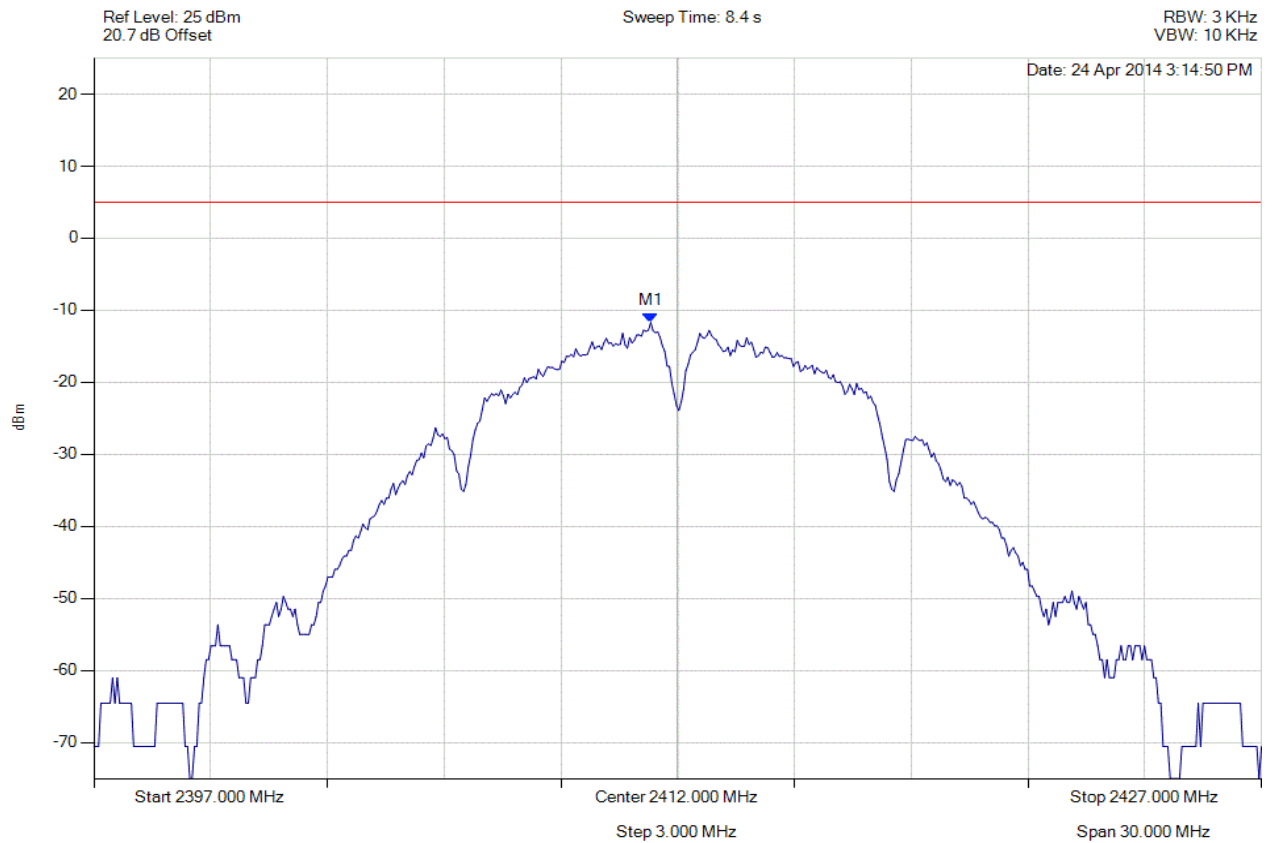


### A.2.2. Power Spectral Density



#### POWER SPECTRAL DENSITY - AVERAGE

Variant: 802.11b, Channel: 2412.00 MHz, Chain a, Temp: Ambient, Voltage: 55 Vdc



| Analyser Setup   | Marker : Frequency : Amplitude  | Test Results            |
|--|---------------------------------|-------------------------|
| Detector = AVERAGE<br>Sweep Count = 0<br>RF Atten (dB) = 20<br>Trace Mode = VIEW | M1 : 2411.309 MHz : -11.705 dBm | Limit: $\leq 4.990$ dBm |

[Back to the Matrix](#)

This test report may be reproduced in full only. The document may only be updated by MiCOM Labs personnel. Any changes will be noted in the Document History section of the report.