



# FCC Test Report

**Equipment** : Wireless Access Point Radio module  
**Brand Name** : XIRRUS  
**Model No.** : XDR241  
**FCC ID** : SK6-XDR241  
**Standard** : 47 CFR FCC Part 15.407  
**Operating Band** : 5250 MHz – 5350 MHz  
5470 MHz – 5725 MHz  
**Applicant** : Xirrus, Inc.  
2101 Corporate Center Drive, Thousand Oaks, CA 91320  
USA  
**Manufacturer** : Lite-On Network Communication (Dongguan) Limited  
30#Keji Rd., Yin Hu Industrial Area, Qingxi Town,  
DongGuan City, Guangdong, China  
**Function** :  Outdoor;  Indoor;  Fixed P2P  
 Client  
**TPC Function** : TPC

The product sample received on Jul. 22, 2016 and completely tested on Oct. 13, 2016. We, SPORTON, would like to declare that the tested sample has been evaluated in accordance with the procedures given in ANSI C63.10-2013 and shown compliance with the applicable technical standards.

The test results in this report apply exclusively to the tested model / sample. Without written approval of SPORTON INTERNATIONAL INC., the test report shall not be reproduced except in full.

  
Sam Chen  
SPORTON INTERNATIONAL INC.





## Table of Contents

|   |  |           |
|---|--|-----------|
| <b>1</b>  | <b>GENERAL DESCRIPTION .....</b>                 | <b>5</b>  |
| 1.1   | Information.....                                 | 5         |
| 1.2   | Testing Applied Standards .....                  | 8         |
| 1.3   | Testing Location Information .....               | 8         |
| 1.4   | Measurement Uncertainty .....                    | 8         |
| <b>2</b>  | <b>TEST CONFIGURATION OF EUT .....</b>           | <b>9</b>  |
| 2.1   | Test Channel Mode .....                          | 9         |
| 2.2   | The Worst Case Measurement Configuration.....    | 13        |
| 2.3   | EUT Operation during Test .....                  | 14        |
| 2.4   | Accessories .....                                | 14        |
| 2.5   | Support Equipment.....                           | 15        |
| 2.6   | Test Setup Diagram .....                         | 16        |
| <b>3</b>  | <b>TRANSMITTER TEST RESULT .....</b>             | <b>18</b> |
| 3.1   | Emission Bandwidth .....                         | 18        |
| 3.2   | Maximum Conducted Output Power .....             | 19        |
| 3.3   | Peak Power Spectral Density.....                 | 22        |
| 3.4   | Unwanted Emissions.....                          | 25        |
| 3.5   | Frequency Stability.....                         | 28        |
| <b>4</b>  | <b>TEST EQUIPMENT AND CALIBRATION DATA .....</b> | <b>30</b> |
| <b>APPENDIX A. TEST RESULTS OF EMISSION BANDWIDTH</b>             |  |           |
| <b>APPENDIX B. TEST RESULTS OF MAXIMUM CONDUCTED OUTPUT POWER</b> |  |           |
| <b>APPENDIX C. TEST RESULTS OF PEAK POWER SPECTRAL DENSITY</b>    |  |           |
| <b>APPENDIX D. TEST RESULTS OF UNWANTED EMISSIONS</b>             |  |           |
| <b>APPENDIX E. TEST RESULTS OF FREQUENCY STABILITY</b>            |  |           |
| <b>APPENDIX F. TEST PHOTOS</b>                                    |  |           |



### Summary of Test Result

| Conformance Test Specifications |                  |                                |          |
|---------------------------------|------------------|--------------------------------|----------|
| Report Clause                   | Ref. Std. Clause | Description                    | Result   |
| 1.1.2                           | 15.203           | Antenna Requirement            | Complied |
| 3.1                             | 15.407(a)        | Emission Bandwidth             | Complied |
| 3.2                             | 15.407(a)        | Maximum Conducted Output Power | Complied |
| 3.3                             | 15.407(a)        | Peak Power Spectral Density    | Complied |
| 3.4                             | 15.407(b)        | Unwanted Emissions             | Complied |
| 3.5                             | 15.407(g)        | Frequency Stability            | Complied |

Note 1: The EUT is a limited module which only limited to the Wireless Access Point (brand: XIRRUS / model: XA4240).

The EUT was installed to the Wireless Access Point (brand: XIRRUS / model: XA4240) to perform all the tests.

Note 2: These four radios will be operated in different bands. If they are used in the same band, the output power of each radio will be reduced to make sure that total power is equal to max output power of single radio module.



## Revision History

| <b>Report No.</b> | <b>Version</b> | <b>Description</b>      | <b>Issued Date</b> |
|-------------------|----------------|-------------------------|--------------------|
| FR681228-01       | Rev. 01        | Initial issue of report | Nov. 22, 2016      |
|                   |                |                         |                    |
|                   |                |                         |                    |
|                   |                |                         |                    |
|                   |                |                         |                    |
|                   |                |                         |                    |
|                   |                |                         |                    |
|                   |                |                         |                    |
|                   |                |                         |                    |
|                   |                |                         |                    |
|                   |                |                         |                    |
|                   |                |                         |                    |
|                   |                |                         |                    |
|                   |                |                         |                    |
|                   |                |                         |                    |
|                   |                |                         |                    |
|                   |                |                         |                    |
|                   |                |                         |                    |
|                   |                |                         |                    |
|                   |                |                         |                    |
|                   |                |                         |                    |
|                   |                |                         |                    |
|                   |                |                         |                    |



# 1 General Description

## 1.1 Information

### 1.1.1 RF General Information

| Frequency Range (MHz) | IEEE Std. 802.11        | Ch. Frequency (MHz) | Channel Number |
|-----------------------|-------------------------|---------------------|----------------|
| 5250-5350             | a, n (HT20), ac (VHT20) | 5260-5320           | 52-64 [4]      |
| 5470-5725             |                         | 5500-5720           | 100-144 [12]   |
| 5250-5350             | n (HT40), ac (VHT40)    | 5270-5310           | 54-62 [2]      |
| 5470-5725             |                         | 5510-5710           | 102-142 [6]    |
| 5250-5350             | ac (VHT80)              | 5290                | 58 [1]         |
| 5470-5725             |                         | 5530-5690           | 106-138 [3]    |

| Band | Mode     | BWch (MHz) | Nant |
|------|----------|------------|------|
| 5.3G | 11a      | 20         | 4    |
| 5.3G | HT20     | 20         | 4    |
| 5.3G | HT20,BF  | 20         | 4    |
| 5.3G | VHT20    | 20         | 4    |
| 5.3G | VHT20,BF | 20         | 4    |
| 5.3G | HT40     | 40         | 4    |
| 5.3G | HT40,BF  | 40         | 4    |
| 5.3G | VHT40    | 40         | 4    |
| 5.3G | VHT40,BF | 40         | 4    |
| 5.3G | VHT80    | 80         | 4    |
| 5.3G | VHT80,BF | 80         | 4    |
| 5.6G | 11a      | 20         | 4    |
| 5.6G | HT20     | 20         | 4    |
| 5.6G | HT20,BF  | 20         | 4    |
| 5.6G | VHT20    | 20         | 4    |
| 5.6G | VHT20,BF | 20         | 4    |
| 5.6G | HT40     | 40         | 4    |
| 5.6G | HT40,BF  | 40         | 4    |
| 5.6G | VHT40    | 40         | 4    |
| 5.6G | VHT40,BF | 40         | 4    |
| 5.6G | VHT80    | 80         | 4    |
| 5.6G | VHT80,BF | 80         | 4    |
| 5.8G | 11a      | 20         | 4    |



| Band | Mode     | BWch (MHz) | Nant |
|------|----------|------------|------|
| 5.8G | HT20     | 20         | 4    |
| 5.8G | HT20,BF  | 20         | 4    |
| 5.8G | VHT20    | 20         | 4    |
| 5.8G | VHT20,BF | 20         | 4    |
| 5.8G | HT40     | 40         | 4    |
| 5.8G | HT40,BF  | 40         | 4    |
| 5.8G | VHT40    | 40         | 4    |
| 5.8G | VHT40,BF | 40         | 4    |
| 5.8G | VHT80    | 80         | 4    |
| 5.8G | VHT80,BF | 80         | 4    |

Note:

- ◆ 5.3G/5.3G-I(IC) is the 5.3GHz Band (5.25-5.35GHz).
- ◆ 5.6G is the 5.6GHz Band (5.47-5.725GHz) or w/o TDWR (5.47-5.6GHz and 5.65-5.725GHz).
- ◆ 5.6G-I(IC) is the 5.6GHz IC Band w/o TDWR (5.47-5.6GHz and 5.65-5.725GHz).
- ◆ 11a, HT20 and HT40 use a combination of OFDM-BPSK, QPSK, 16QAM, 64QAM modulation.
- ◆ VHT20, VHT40 and VHT80 use a combination of OFDM-BPSK, QPSK, 16QAM, 64QAM, 256QAM, 1024QAM modulation.
- ◆ BWch is the nominal channel bandwidth.
- ◆ Nss-Min is the minimum number of spatial streams.
- ◆ Nant is the number of outputs. e.g., 2(2,3) means have 2 outputs for port 2 and port 3. 2 means have 2 outputs for port 1 and port 2.



1.1.2 Antenna Information

| Ant. | Brand          | Model Name | Antenna Type        | Connector    | Gain (dBi) |
|------|----------------|------------|---------------------|--------------|------------|
| 1    | EMBEDDED WORKS | EW2458-02  | Dipole Antenna      | Reversed-SMA | 3          |
| Ant. | Brand          | P/N        | Antenna Type        | Connector    | Gain (dBi) |
| 2    | Laird          | PDQ24499   | Directional Antenna | Reversed-SMA | 9.4        |

Note: The EUT has two type antennas.

The system will install four modules (Radio 1(FCC ID: SK6-XDR240), Radio 2~ Radio 4(FCC ID: SK6-XDR241)).

The radio 2~4 single radio is same with each other.

Each Radio could connect to 4 chains.

After evaluated, the Radio 2 was selected to test and record in this report.

**For IEEE 802.11a/n/ac mode (4TX/4RX):**

Chain 1, Chain 2, Chain 3 and Chain 4 can be used as transmitting/receiving antenna.

Chain 1, Chain 2, Chain 3 and Chain 4 could transmit/receive simultaneously.

1.1.3 Mode Test Duty Cycle

| Mode     | DC    | T(s)           | VBW(Hz) ≥ 1/T  |
|----------|-------|----------------|----------------|
| 11a      | 0.991 | n/a (DC>=0.98) | n/a (DC>=0.98) |
| VHT20    | 0.991 | n/a (DC>=0.98) | n/a (DC>=0.98) |
| VHT20,BF | 0.991 | n/a (DC>=0.98) | n/a (DC>=0.98) |
| VHT40    | 0.981 | n/a (DC>=0.98) | n/a (DC>=0.98) |
| VHT40,BF | 0.982 | n/a (DC>=0.98) | n/a (DC>=0.98) |
| VHT80    | 0.963 | 461.25u        | 3k             |
| VHT80,BF | 0.962 | 461.25u        | 3k             |

1.1.4 EUT Operational Condition

|                             |   |                          |                      |
|-----------------------------|---|--------------------------|----------------------|
| <b>EUT Power Type</b>       | From host system  |                          |                      |
| <b>Beamforming Function</b> | <input checked="" type="checkbox"/> With beamforming for 802.11 n/ac in 5GHz. | <input type="checkbox"/> | Without beamforming  |
| <b>Weather Band</b>         | <input checked="" type="checkbox"/> With 5600~5650MHz                         | <input type="checkbox"/> | Without 5600~5650MHz |

1.1.5 Table for Class II Change

This product is an extension of original one reported under Sporton project number: FR681228

Below is the table for the change of the product with respect to the original one.

| Modifications   | Performance Checking   |
|---|--|
| Adding 5GHz Band 2 and Band 3 (5250~5350 MHz, 5470~5725 MHz) for this device. | Emission Bandwidth<br>Maximum Conducted Output Power<br>Peak Power Spectral Density<br>Frequency Stability<br>Unwanted Emissions |



### 1.2 Testing Applied Standards

According to the specifications of the manufacturer, the EUT must comply with the requirements of the following standards:

- ◆ 47 CFR FCC Part 15
- ◆ ANSI C63.10-2013
- ◆ FCC KDB 789033 D02 v01r03
- ◆ FCC KDB 644545 D03 v01
- ◆ FCC KDB 662911 D01 v02r01

### 1.3 Testing Location Information

| Testing Location                    |        |   |
|-------------------------------------|--------|---|
| <input type="checkbox"/>            | HWA YA | ADD : No. 52, Hwa Ya 1st Rd., Kwei-Shan Hsiang, Tao Yuan Hsien, Taiwan, R.O.C.<br>TEL : 886-3-327-3456 FAX : 886-3-318-0055   |
| <input checked="" type="checkbox"/> | JHUBEI | ADD : No.8, Lane 724, Bo-ai St., Jhubei City, HsinChu County 302, Taiwan, R.O.C.<br>TEL : 886-3-656-9065 FAX : 886-3-656-9085 |

| Test Condition | Test Site No. | Test Engineer            | Test Environment | Test Date                           |
|----------------|---------------|--------------------------|------------------|-------------------------------------|
| RF Conducted   | TH01-CB       | Gino Huang               | 25°C / 61%       | Oct. 13, 2016                       |
| Radiated       | 03CH01-CB     | Nyle Chang, Steven Liang | 26°C / 59%       | Oct. 04, 2016<br> <br>Oct. 11, 2016 |

Test site Designation No. TW0006 with FCC  
Test site registered number IC 4086D with Industry Canada.

### 1.4 Measurement Uncertainty

ISO/IEC 17025 requires that an estimate of the measurement uncertainties associated with the emissions test results be included in the report. The measurement uncertainties given below are based on a 95% confidence level (based on a coverage factor (k=2))

| Test Items                        | Uncertainty | Remark                   |
|-----------------------------------|-------------|--------------------------|
| Radiated Emission (1GHz ~ 18GHz)  | 3.7 dB      | Confidence levels of 95% |
| Radiated Emission (18GHz ~ 40GHz) | 3.5 dB      | Confidence levels of 95% |
| Conducted Emission                | 1.7 dB      | Confidence levels of 95% |





## 2 Test Configuration of EUT

### 2.1 Test Channel Mode

For Dipole Antenna:

| Band | Mode     | BWch (MHz) | Nss-Min | Nant | Ch. (MHz) | Range | Power Setting |
|------|----------|------------|---------|------|-----------|-------|---------------|
| 5.3G | 11a      | 20         | 1       | 4    | 5260      | L     | 56            |
| 5.3G | 11a      | 20         | 1       | 4    | 5300      | M     | 56            |
| 5.3G | 11a      | 20         | 1       | 4    | 5320      | H     | 56            |
| 5.3G | VHT20    | 20         | 1,(M0)  | 4    | 5260      | L     | 58            |
| 5.3G | VHT20    | 20         | 1,(M0)  | 4    | 5300      | M     | 58            |
| 5.3G | VHT20    | 20         | 1,(M0)  | 4    | 5320      | H     | 58            |
| 5.3G | VHT40    | 40         | 1,(M0)  | 4    | 5270      | L     | 66            |
| 5.3G | VHT40    | 40         | 1,(M0)  | 4    | 5310      | H     | 50            |
| 5.3G | VHT80    | 80         | 1,(M0)  | 4    | 5290      | S     | 45            |
| 5.6G | 11a      | 20         | 1       | 4    | 5500      | L     | 59            |
| 5.6G | 11a      | 20         | 1       | 4    | 5580      | M     | 59            |
| 5.6G | 11a      | 20         | 1       | 4    | 5700      | H     | 59            |
| 5.6G | 11a      | 20         | 1       | 4    | 5720      | C     | 56            |
| 5.6G | VHT20    | 20         | 1,(M0)  | 4    | 5500      | L     | 60            |
| 5.6G | VHT20    | 20         | 1,(M0)  | 4    | 5580      | M     | 60            |
| 5.6G | VHT20    | 20         | 1,(M0)  | 4    | 5700      | H     | 62            |
| 5.6G | VHT20    | 20         | 1,(M0)  | 4    | 5720      | C     | 62            |
| 5.6G | VHT40    | 40         | 1,(M0)  | 4    | 5510      | L     | 55            |
| 5.6G | VHT40    | 40         | 1,(M0)  | 4    | 5550      | M     | 69            |
| 5.6G | VHT40    | 40         | 1,(M0)  | 4    | 5670      | H     | 69            |
| 5.6G | VHT40    | 40         | 1,(M0)  | 4    | 5710      | C     | 70            |
| 5.6G | VHT80    | 80         | 1,(M0)  | 4    | 5530      | L     | 53            |
| 5.6G | VHT80    | 80         | 1,(M0)  | 4    | 5610      | H     | 70            |
| 5.6G | VHT80    | 80         | 1,(M0)  | 4    | 5690      | C     | 70            |
| 5.8G | 11a      | 20         | 1       | 4    | 5720      | C     | 56            |
| 5.8G | VHT20    | 20         | 1,(M0)  | 4    | 5720      | C     | 62            |
| 5.8G | VHT40    | 40         | 1,(M0)  | 4    | 5710      | C     | 70            |
| 5.8G | VHT80    | 80         | 1,(M0)  | 4    | 5690      | C     | 70            |
| 5.3G | VHT20,BF | 20         | 1,(M0)  | 4    | 5260      | L     | 54            |
| 5.3G | VHT20,BF | 20         | 1,(M0)  | 4    | 5300      | M     | 54            |
| 5.3G | VHT20,BF | 20         | 1,(M0)  | 4    | 5320      | H     | 53            |
| 5.3G | VHT40,BF | 40         | 1,(M0)  | 4    | 5270      | L     | 55            |
| 5.3G | VHT40,BF | 40         | 1,(M0)  | 4    | 5310      | H     | 53            |
| 5.3G | VHT80,BF | 80         | 1,(M0)  | 4    | 5290      | S     | 52            |
| 5.6G | VHT20,BF | 20         | 1,(M0)  | 4    | 5500      | L     | 55            |
| 5.6G | VHT20,BF | 20         | 1,(M0)  | 4    | 5580      | M     | 55            |



| Band | Mode     | BWch (MHz) | Nss-Min | Nant | Ch. (MHz) | Range | Power Setting |
|------|----------|------------|---------|------|-----------|-------|---------------|
| 5.6G | VHT20,BF | 20         | 1,(M0)  | 4    | 5700      | H     | 56            |
| 5.6G | VHT20,BF | 20         | 1,(M0)  | 4    | 5720      | C     | 55            |
| 5.6G | VHT40,BF | 40         | 1,(M0)  | 4    | 5510      | L     | 56            |
| 5.6G | VHT40,BF | 40         | 1,(M0)  | 4    | 5550      | M     | 56            |
| 5.6G | VHT40,BF | 40         | 1,(M0)  | 4    | 5670      | H     | 56            |
| 5.6G | VHT40,BF | 40         | 1,(M0)  | 4    | 5710      | C     | 57            |
| 5.6G | VHT80,BF | 80         | 1,(M0)  | 4    | 5530      | L     | 58            |
| 5.6G | VHT80,BF | 80         | 1,(M0)  | 4    | 5610      | H     | 56            |
| 5.6G | VHT80,BF | 80         | 1,(M0)  | 4    | 5690      | C     | 56            |
| 5.8G | VHT20,BF | 20         | 1,(M0)  | 4    | 5720      | C     | 55            |
| 5.8G | VHT40,BF | 40         | 1,(M0)  | 4    | 5710      | C     | 57            |
| 5.8G | VHT80,BF | 80         | 1,(M0)  | 4    | 5690      | C     | 56            |



For Directional Antenna:

| Band | Mode     | BWch (MHz) | Nss-Min | Nant | Ch. (MHz) | Range | Power Setting |
|------|----------|------------|---------|------|-----------|-------|---------------|
| 5.3G | 11a      | 20         | 1       | 4    | 5260      | L     | 28            |
| 5.3G | 11a      | 20         | 1       | 4    | 5300      | M     | 28            |
| 5.3G | 11a      | 20         | 1       | 4    | 5320      | H     | 28            |
| 5.3G | VHT20    | 20         | 1,(M0)  | 4    | 5260      | L     | 29            |
| 5.3G | VHT20    | 20         | 1,(M0)  | 4    | 5300      | M     | 29            |
| 5.3G | VHT20    | 20         | 1,(M0)  | 4    | 5320      | H     | 29            |
| 5.3G | VHT40    | 40         | 1,(M0)  | 4    | 5270      | L     | 41            |
| 5.3G | VHT40    | 40         | 1,(M0)  | 4    | 5310      | H     | 42            |
| 5.3G | VHT80    | 80         | 1,(M0)  | 4    | 5290      | S     | 36            |
| 5.6G | 11a      | 20         | 1       | 4    | 5500      | L     | 31            |
| 5.6G | 11a      | 20         | 1       | 4    | 5580      | M     | 31            |
| 5.6G | 11a      | 20         | 1       | 4    | 5700      | H     | 31            |
| 5.6G | 11a      | 20         | 1       | 4    | 5720      | C     | 31            |
| 5.6G | VHT20    | 20         | 1,(M0)  | 4    | 5500      | L     | 32            |
| 5.6G | VHT20    | 20         | 1,(M0)  | 4    | 5580      | M     | 32            |
| 5.6G | VHT20    | 20         | 1,(M0)  | 4    | 5700      | H     | 31            |
| 5.6G | VHT20    | 20         | 1,(M0)  | 4    | 5720      | C     | 31            |
| 5.6G | VHT40    | 40         | 1,(M0)  | 4    | 5510      | L     | 45            |
| 5.6G | VHT40    | 40         | 1,(M0)  | 4    | 5550      | M     | 45            |
| 5.6G | VHT40    | 40         | 1,(M0)  | 4    | 5670      | H     | 44            |
| 5.6G | VHT40    | 40         | 1,(M0)  | 4    | 5710      | C     | 43            |
| 5.6G | VHT80    | 80         | 1,(M0)  | 4    | 5530      | L     | 40            |
| 5.6G | VHT80    | 80         | 1,(M0)  | 4    | 5610      | H     | 55            |
| 5.6G | VHT80    | 80         | 1,(M0)  | 4    | 5690      | C     | 56            |
| 5.8G | 11a      | 20         | 1       | 4    | 5720      | C     | 31            |
| 5.8G | VHT20    | 20         | 1,(M0)  | 4    | 5720      | C     | 31            |
| 5.8G | VHT40    | 40         | 1,(M0)  | 4    | 5710      | C     | 56            |
| 5.8G | VHT80    | 80         | 1,(M0)  | 4    | 5690      | C     | 56            |
| 5.3G | VHT20,BF | 20         | 1,(M0)  | 4    | 5260      | L     | 28            |
| 5.3G | VHT20,BF | 20         | 1,(M0)  | 4    | 5300      | M     | 28            |
| 5.3G | VHT20,BF | 20         | 1,(M0)  | 4    | 5320      | H     | 27            |
| 5.3G | VHT40,BF | 40         | 1,(M0)  | 4    | 5270      | L     | 29            |
| 5.3G | VHT40,BF | 40         | 1,(M0)  | 4    | 5310      | H     | 29            |
| 5.3G | VHT80,BF | 80         | 1,(M0)  | 4    | 5290      | S     | 30            |
| 5.6G | VHT20,BF | 20         | 1,(M0)  | 4    | 5500      | L     | 31            |
| 5.6G | VHT20,BF | 20         | 1,(M0)  | 4    | 5580      | M     | 31            |
| 5.6G | VHT20,BF | 20         | 1,(M0)  | 4    | 5700      | H     | 30            |
| 5.6G | VHT20,BF | 20         | 1,(M0)  | 4    | 5720      | C     | 31            |
| 5.6G | VHT40,BF | 40         | 1,(M0)  | 4    | 5510      | L     | 31            |
| 5.6G | VHT40,BF | 40         | 1,(M0)  | 4    | 5550      | M     | 32            |
| 5.6G | VHT40,BF | 40         | 1,(M0)  | 4    | 5670      | H     | 31            |



| Band | Mode     | BWch (MHz) | Nss-Min | Nant | Ch. (MHz) | Range | Power Setting |
|------|----------|------------|---------|------|-----------|-------|---------------|
| 5.6G | VHT40,BF | 40         | 1,(M0)  | 4    | 5710      | C     | 31            |
| 5.6G | VHT80,BF | 80         | 1,(M0)  | 4    | 5530      | L     | 31            |
| 5.6G | VHT80,BF | 80         | 1,(M0)  | 4    | 5610      | H     | 31            |
| 5.6G | VHT80,BF | 80         | 1,(M0)  | 4    | 5690      | C     | 32            |
| 5.8G | VHT20,BF | 20         | 1,(M0)  | 4    | 5720      | C     | 31            |
| 5.8G | VHT40,BF | 40         | 1,(M0)  | 4    | 5710      | C     | 31            |
| 5.8G | VHT80,BF | 80         | 1,(M0)  | 4    | 5690      | C     | 32            |

Note:

- ♦ Test range channel consist of L (Low Ch.), M (Middle Ch.), H (High Ch.), S (Single Ch.) and C (Straddle Band Ch.).
- ♦ VHT20/VHT40 covers HT20/HT40, due to same modulation. The power setting for 802.11n HT20 and HT40 are the same or lower than 802.11ac VHT20 and VHT40.
- ♦ There are two modes of EUT, one is beamforming mode, and the other is non-beamforming mode for 802.11n/ac. All test results were recorded in the report.

## 2.2 The Worst Case Measurement Configuration

| The Worst Case Mode for Following Conformance Tests |  |
|---|--|
| <b>Tests Item</b>                                   | Emission Bandwidth<br>Maximum Conducted Output Power<br>Peak Power Spectral Density<br>Frequency Stability |
| <b>Test Condition</b>                               | Conducted measurement at transmit chains   |

| The Worst Case Mode for Following Conformance Tests   |   |
|---|---|
| <b>Tests Item</b>   | Unwanted Emissions  |
| <b>Test Condition</b>   | Radiated measurement<br>If EUT consist of multiple antenna assembly (multiple antenna are used in EUT regardless of spatial multiplexing MIMO configuration), the radiated test should be performed with highest antenna gain of each antenna type. |
| <b>Operating Mode &gt; 1GHz</b>   | CTX   |
| The EUT was performed at X axis, Y axis and Z axis position for Radiated emission above 1GHz test, and the worst case was found at Z axis. So the measurement will follow this same test configuration. |   |
| 1   | EUT Z axis + Ant.1  |
| 2   | EUT Z axis + Ant.2  |

| The Worst Case Mode for Following Conformance Tests                                   |   |
|---|---|
| <b>Tests Item</b>   | Simultaneous Transmission Analysis  |
| <b>Operating Mode</b>   |   |
| 1   | Radio 1 (2.4GHz) + Radio 2 (5GHz Band 1) + Radio 3 (5GHz Band 2) + Radio 4 (5GHz Band 4)      |
| 2   | Radio 1 (5GHz Band 1) + Radio 2 (5GHz Band 2) + Radio 3 (5GHz Band 3) + Radio 4 (5GHz Band 4) |
| 3   | Radio 1 (5GHz Band 2) + Radio 2 (5GHz Band 3) + Radio 3 (5GHz Band 4) + Radio 4 (5GHz Band 1) |
| 4   | Radio 1 (5GHz Band 3) + Radio 2 (5GHz Band 4) + Radio 3 (5GHz Band 1) + Radio 4 (5GHz Band 2) |
| 5   | Radio 1 (5GHz Band 4) + Radio 2 (5GHz Band 1) + Radio 3 (5GHz Band 2) + Radio 4 (5GHz Band 3) |
| Refer to Sporton Test Report No.: FA681228-01 for Co-location RF Exposure Evaluation. |   |

Note: The Wireless Access Point (brand: XIRRUS / model: XA4240) will install four radio modules (Radio 1 (FCC ID: SK6-XDR240), Radio 2~ Radio 4(FCC ID: SK6-XDR241). These four radios will be operated in different bands.



## **2.3 EUT Operation during Test**

For non-beamforming mode:

The EUT was programmed to be in continuously transmitting mode.

For beamforming mode:

For Conducted Mode:

The EUT was programmed to be in continuously transmitting mode.

For Radiated Mode:

During the test, the following programs under WIN 7 were executed.

The program was executed as follows:

1. During the test, the EUT operation to normal function.
2. Executed command fixed test channel under Xircon V1.0.2.25.
3. Executed "Lantest.exe " to link with the remote workstation to receive and transmit packet by RX Device and transmit duty cycle no less 98%

## **2.4 Accessories**

N/A



## 2.5 Support Equipment

For Test Site No: 03CH01-CB  
<For Non-Beamforming Mode>

| Support Equipment |             |            |            |        |
|-------------------|-------------|------------|------------|--------|
| No.               | Equipment   | Brand Name | Model Name | FCC ID |
| 1                 | Notebook    | DELL       | E4300      | DoC    |
| 2                 | Host system | XIRRUS     | XA4240     | DoC    |
| 3                 | PoE         | Motorola   | PD-7001G   | N/A    |

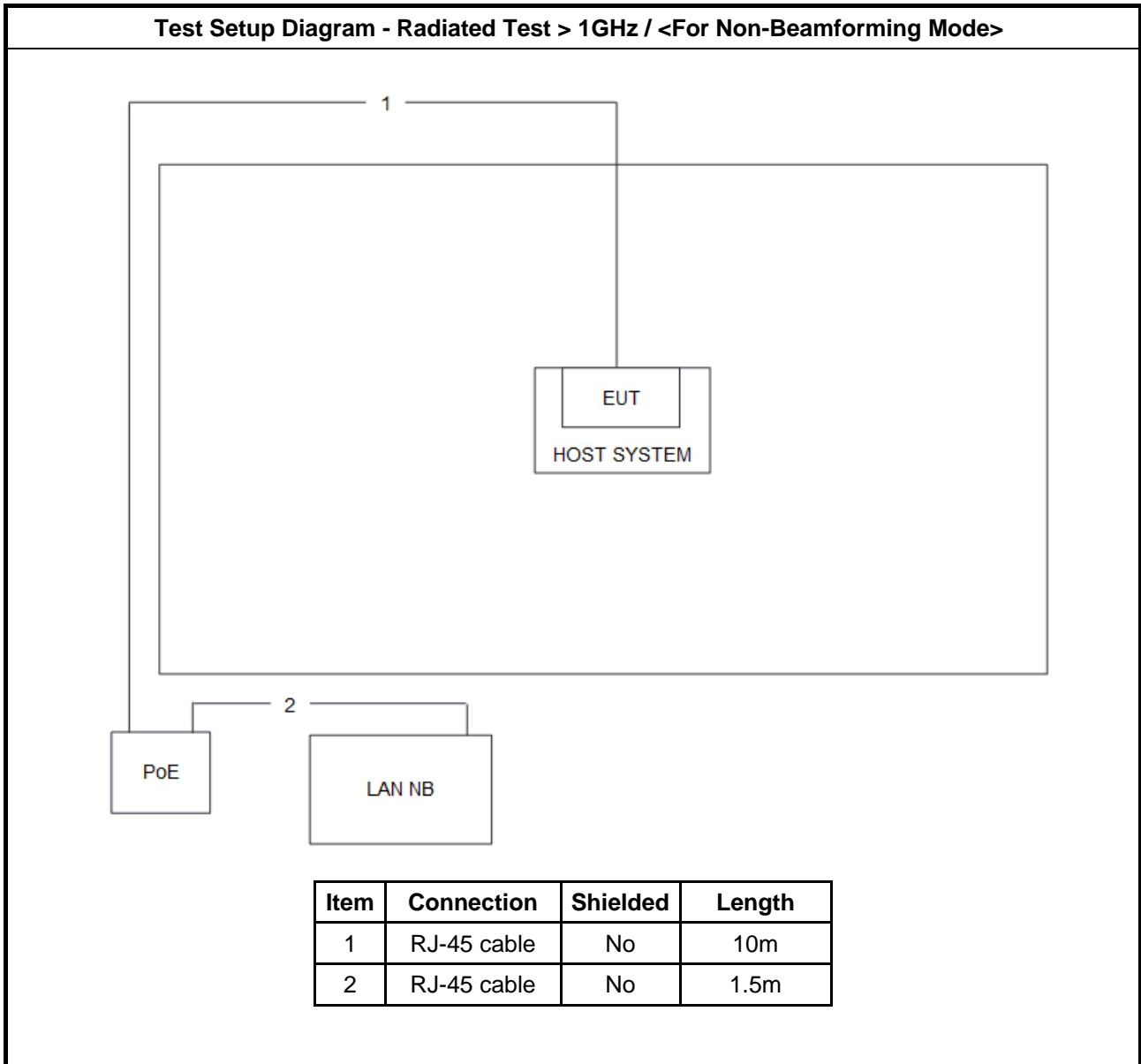
<For Beamforming Mode>

| Support Equipment |             |            |            |        |
|-------------------|-------------|------------|------------|--------|
| No.               | Equipment   | Brand Name | Model Name | FCC ID |
| 1                 | Notebook*2  | DELL       | E4300      | DoC    |
| 2                 | WLAN module | Broadcom   | Bcm4366    | N/A    |
| 3                 | PoE         | Motorola   | PD-7001G   | N/A    |
| 4                 | Host system | XIRRUS     | XA4240     | DoC    |

For Test Site No: TH01-CB

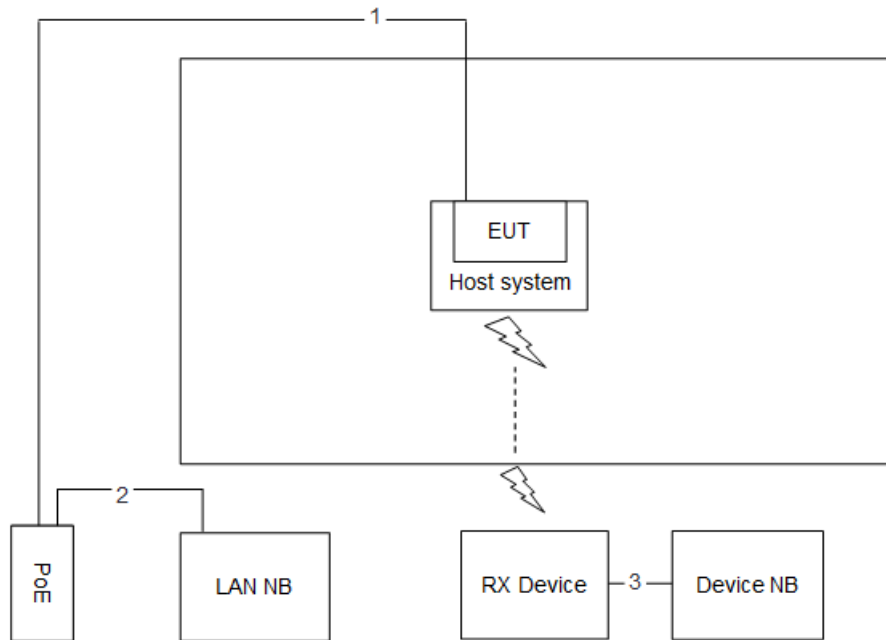
| Support Equipment |             |            |            |        |
|-------------------|-------------|------------|------------|--------|
| No.               | Equipment   | Brand Name | Model Name | FCC ID |
| 1                 | Notebook    | DELL       | E4300      | DoC    |
| 2                 | Host system | XIRRUS     | XA4240     | DoC    |
| 3                 | PoE         | Motorola   | PD-7001G   | N/A    |

## 2.6 Test Setup Diagram





Test Setup Diagram - Radiated Test > 1GHz / <For Beamforming Mode>



| Item | Connection  | Shielded | Length |
|------|-------------|----------|--------|
| 1    | RJ-45 cable | No       | 10m    |
| 2    | RJ-45 cable | No       | 1.5m   |
| 3    | RJ-45 cable | No       | 1.5m   |

### 3 Transmitter Test Result

#### 3.1 Emission Bandwidth

##### 3.1.1 Emission Bandwidth Limit

| Emission Bandwidth Limit            |   |
|-------------------------------------|---|
| <b>UNII Devices</b>                 |   |
| <input type="checkbox"/>            | For the 5.15-5.25 GHz band, N/A   |
| <input checked="" type="checkbox"/> | For the 5.25-5.35 GHz band, the maximum conducted output power shall not exceed the lesser of 250 mW or 11 dBm + 10 log B, where B is the 26 dB emission bandwidth in MHz.            |
| <input checked="" type="checkbox"/> | For the 5.47-5.725 GHz band, the maximum conducted output power shall not exceed the lesser of 250 mW or 11 dBm + 10 log B, where B is the 26 dB emission bandwidth in MHz.           |
| <input type="checkbox"/>            | For the 5.725-5.85 GHz band, 6 dB emission bandwidth $\geq$ 500kHz.   |
| <b>LE-LAN Devices</b>               |   |
| <input type="checkbox"/>            | For the band 5.15-5.25 GHz, the maximum e.i.r.p. shall not exceed 200 mW or 10 + 10 log B, dBm, whichever power is less. B is the 99% emission bandwidth in MHz.                      |
| <input type="checkbox"/>            | For the 5.25-5.35 GHz band, the maximum e.i.r.p. shall not exceed 1.0 W or 17 + 10 log B, dBm, whichever power is less. B is the 99% emission bandwidth in MHz                        |
| <input type="checkbox"/>            | For the 5.47-5.6 GHz band and 5.65-5.725 GHz band, the maximum e.i.r.p. shall not exceed 1.0 W or 17 + 10 log B, dBm, whichever power is less. B is the 99% emission bandwidth in MHz |
| <input type="checkbox"/>            | For the 5.725-5.85 GHz band, 6 dB emission bandwidth $\geq$ 500kHz.   |

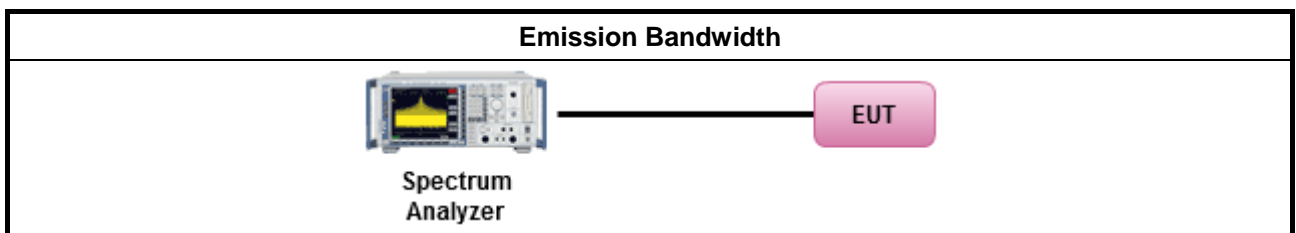
##### 3.1.2 Measuring Instruments

Refer a test equipment and calibration data table in this test report.

##### 3.1.3 Test Procedures

| Test Method  |   |
|--|---|
| <ul style="list-style-type: none"> <li>▪ For the emission bandwidth shall be measured using one of the options below:</li> </ul> |   |
| <input checked="" type="checkbox"/>  | Refer as FCC KDB 789033, clause C for EBW and clause D for OBW measurement. |
| <input type="checkbox"/>   | Refer as ANSI C63.10, clause 6.9.1 for occupied bandwidth testing.          |
| <input checked="" type="checkbox"/>  | Refer as IC RSS-Gen, clause 4.6 for bandwidth testing.                      |

##### 3.1.4 Test Setup



##### 3.1.5 Test Result of Emission Bandwidth

Refer as Appendix A



### 3.2 Maximum Conducted Output Power

#### 3.2.1 Maximum Conducted Output Power Limit

| Maximum Conducted Output Power Limit  |  |
|---|--|
| <b>UNII Devices</b>   |  |
| <input type="checkbox"/> For the 5.15-5.25 GHz band:  |  |
|   | <ul style="list-style-type: none"> <li>▪ Outdoor AP: the maximum conducted output power (<math>P_{Out}</math>) shall not exceed the lesser of 1 W. If <math>G_{TX} &gt; 6</math> dBi, then <math>P_{Out} = 30 - (G_{TX} - 6)</math>. e.i.r.p. at any elevation angle above 30 degrees <math>\leq 125mW</math> [21dBm]</li> <li>▪ Indoor AP: the maximum conducted output power (<math>P_{Out}</math>) shall not exceed the lesser of 1 W. If <math>G_{TX} &gt; 6</math> dBi, then <math>P_{Out} = 30 - (G_{TX} - 6)</math></li> <li>▪ Point-to-point AP: the maximum conducted output power (<math>P_{Out}</math>) shall not exceed the lesser of 1 W. If <math>G_{TX} &gt; 23</math> dBi, then <math>P_{Out} = 30 - (G_{TX} - 23)</math>.</li> <li>▪ Mobile or Portable Client: the maximum conducted output power (<math>P_{Out}</math>) shall not exceed the lesser of 250 mW. If <math>G_{TX} &gt; 6</math> dBi, then <math>P_{Out} = 24 - (G_{TX} - 6)</math>.</li> </ul> |
| <input checked="" type="checkbox"/> For the 5.25-5.35 GHz band, the maximum conducted output power ( $P_{Out}$ ) shall not exceed the lesser of 250 mW or $11 \text{ dBm} + 10 \log B$ , where B is the 26 dB emission bandwidth in MHz. If $G_{TX} > 6$ dBi, then $P_{Out} = 24 - (G_{TX} - 6)$ .  |  |
| <input checked="" type="checkbox"/> For the 5.47-5.725 GHz band, the maximum conducted output power ( $P_{Out}$ ) shall not exceed the lesser of 250 mW or $11 \text{ dBm} + 10 \log B$ , where B is the 26 dB emission bandwidth in MHz. If $G_{TX} > 6$ dBi, then $P_{Out} = 24 - (G_{TX} - 6)$ . |  |
| <input type="checkbox"/> For the 5.725-5.85 GHz band:   |  |
|   | <ul style="list-style-type: none"> <li>▪ Point-to-multipoint systems (P2M): the maximum conducted output power (<math>P_{Out}</math>) shall not exceed the lesser of 1 W. If <math>G_{TX} &gt; 6</math> dBi, then <math>P_{Out} = 30 - (G_{TX} - 6)</math>.</li> <li>▪ Point-to-point systems (P2P): the maximum conducted output power (<math>P_{Out}</math>) shall not exceed the lesser of 1 W.</li> </ul>  |
| <b>LE-LAN Devices</b>   |  |
| <input type="checkbox"/> For the 5.15-5.25 GHz band, the maximum e.i.r.p. shall not exceed 200 mW or $10 + 10 \log B$ , dBm, whichever power is less. B is the 99% emission bandwidth in MHz.   |  |
| <input type="checkbox"/> For the 5.25-5.35 GHz band, the maximum e.i.r.p. shall not exceed 1.0 W or $17 + 10 \log B$ , dBm, whichever power is less. B is the 99% emission bandwidth in MHz   |  |
| <input type="checkbox"/> For the 5.47-5.6 GHz band and 5.65-5.725 GHz band, the maximum e.i.r.p. shall not exceed 1.0 W or $17 + 10 \log B$ , dBm, whichever power is less. B is the 99% emission bandwidth in MHz  |  |
| <input type="checkbox"/> For the 5.725-5.85 GHz band:   |  |
|   | <ul style="list-style-type: none"> <li>▪ Point-to-multipoint systems (P2M): the maximum conducted output power (<math>P_{Out}</math>) shall not exceed the lesser of 1 W. If <math>G_{TX} &gt; 6</math> dBi, then <math>P_{Out} = 30 - (G_{TX} - 6)</math>.</li> <li>▪ Point-to-point systems (P2P): the maximum conducted output power (<math>P_{Out}</math>) shall not exceed the lesser of 1 W.</li> </ul>  |
| $P_{Out}$ = maximum conducted output power in dBm,<br>$G_{TX}$ = the maximum transmitting antenna directional gain in dBi.  |  |

### 3.2.2 Measuring Instruments

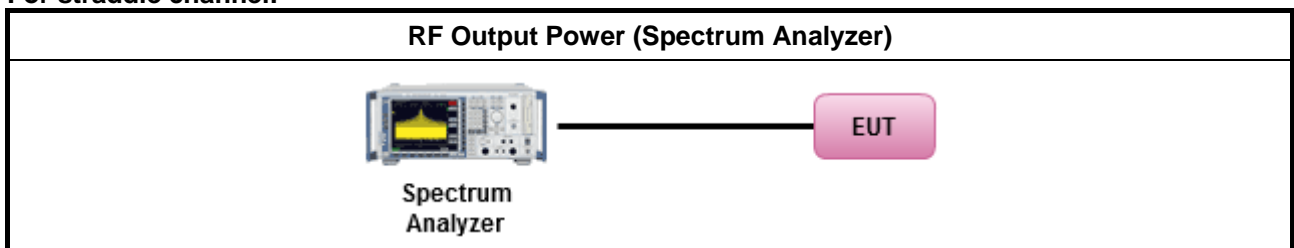
Refer a test equipment and calibration data table in this test report.

### 3.2.3 Test Procedures


| Test Method  |  |
|--|--|
| <ul style="list-style-type: none"> <li>Maximum Conducted Output Power</li> </ul>   |  |
| [duty cycle ≥ 98% or external video / power trigger]   |  |
| <input checked="" type="checkbox"/>  | Refer as FCC KDB 789033, clause E Method SA-1 (spectral trace averaging).                |
| <input type="checkbox"/>   | Refer as FCC KDB 789033, clause E Method SA-1 Alt. (RMS detection with slow sweep speed) |
| duty cycle < 98% and average over on/off periods with duty factor  |  |
| <input type="checkbox"/>   | Refer as FCC KDB 789033, clause E Method SA-2 (spectral trace averaging).                |
| <input type="checkbox"/>   | Refer as FCC KDB 789033, clause E Method SA-2 Alt. (RMS detection with slow sweep speed) |
| Wideband RF power meter and average over on/off periods with duty factor   |  |
| <input checked="" type="checkbox"/>  | Refer as FCC KDB 789033, clause E Method PM-G (using an RF average power meter).         |
| <ul style="list-style-type: none"> <li>For conducted measurement.</li> </ul>   |  |
| <ul style="list-style-type: none"> <li>If the EUT supports multiple transmit chains using options given below:<br/>Refer as FCC KDB 662911, In-band power measurements. Using the measure-and-sum approach, measured all transmit ports individually. Sum the power (in linear power units e.g., mW) of all ports for each individual sample and save them.</li> </ul> |  |
| <ul style="list-style-type: none"> <li>If multiple transmit chains, EIRP calculation could be following as methods:<br/> <math>P_{total} = P_1 + P_2 + \dots + P_n</math><br/>                     (calculated in linear unit [mW] and transfer to log unit [dBm])<br/> <math>EIRP_{total} = P_{total} + DG</math> </li> </ul>   |  |

### 3.2.4 Test Setup

For straddle channel:



For Other Channel:





### **3.2.5 Test Result of Maximum Conducted Output Power**

Refer as Appendix B

### 3.3 Peak Power Spectral Density

#### 3.3.1 Peak Power Spectral Density Limit

| Peak Power Spectral Density Limit   |  |
|---|--|
| <b>UNII Devices</b>   |  |
| <input type="checkbox"/> For the 5.15-5.25 GHz band:  |  |
|   | <ul style="list-style-type: none"> <li>▪ Outdoor AP: the peak power spectral density (PPSD) shall not exceed the lesser of 17dBm/MHz. If <math>G_{TX} &gt; 6</math> dBi, then <math>P_{Out} = 17 - (G_{TX} - 6)</math>.</li> <li>▪ Indoor AP: the peak power spectral density (PPSD) shall not exceed the lesser of 17dBm/MHz. If <math>G_{TX} &gt; 6</math> dBi, then <math>P_{Out} = 17 - (G_{TX} - 6)</math>.</li> <li>▪ Point-to-point AP: the peak power spectral density (PPSD) shall not exceed the lesser of 17dBm/MHz. If <math>G_{TX} &gt; 23</math> dBi, then <math>P_{Out} = 17 - (G_{TX} - 23)</math>.</li> <li>▪ Mobile or Portable Client: the peak power spectral density (PPSD) <math>\leq 11</math> dBm/MHz. If <math>G_{TX} &gt; 6</math> dBi, then <math>PPSD = 11 - (G_{TX} - 6)</math>.</li> </ul> |
| <input checked="" type="checkbox"/> For the 5.25-5.35 GHz band, the peak power spectral density (PPSD) $\leq 11$ dBm/MHz. If $G_{TX} > 6$ dBi, then $PPSD = 11 - (G_{TX} - 6)$ .  |  |
| <input checked="" type="checkbox"/> For the 5.47-5.725 GHz band, the peak power spectral density (PPSD) $\leq 11$ dBm/MHz. If $G_{TX} > 6$ dBi, then $PPSD = 11 - (G_{TX} - 6)$ .   |  |
| <input type="checkbox"/> For the 5.725-5.85 GHz band:   |  |
|   | <ul style="list-style-type: none"> <li>▪ Point-to-multipoint systems (P2M): the peak power spectral density (PPSD) <math>\leq 30</math> dBm/500kHz. If <math>G_{TX} &gt; 6</math> dBi, then <math>PPSD = 30 - (G_{TX} - 6)</math>.</li> <li>▪ Point-to-point systems (P2P): the peak power spectral density (PPSD) <math>\leq 30</math> dBm/500kHz.</li> </ul>   |
| <b>LE-LAN Devices</b>   |  |
| <input type="checkbox"/> For the 5.15-5.25 GHz band, the peak power spectral density (PPSD) $\leq 4$ dBm/MHz and the e.i.r.p. peak power spectral density (PPSD) $\leq 10$ dBm/MHz.   |  |
| <input type="checkbox"/> For the 5.25-5.35 GHz band, the peak power spectral density (PPSD) $\leq 11$ dBm/MHz and the e.i.r.p. peak power spectral density (PPSD) $\leq 17$ dBm/MHz.  |  |
|   | <ul style="list-style-type: none"> <li>▪ e.i.r.p. greater than 200 mW shall comply with the following e.i.r.p. at different elevations, where <math>\theta</math> is the angle above the local horizontal plane (of the Earth) as shown below:<br/>           -13 dBW/MHz for <math>0^\circ \leq \theta &lt; 8^\circ</math> ; -13 - 0.716 (<math>\theta</math>-8) dBW/MHz for <math>8^\circ \leq \theta &lt; 40^\circ</math><br/>           -35.9 - 1.22 (<math>\theta</math>-40) dBW/MHz for <math>40^\circ \leq \theta \leq 45^\circ</math> ; -42 dBW/MHz for <math>\theta &gt; 45^\circ</math></li> </ul>   |
| <input type="checkbox"/> For the 5.47-5.6 GHz band and 5.65-5.725 GHz band, the peak power spectral density (PPSD) $\leq 11$ dBm/MHz and the e.i.r.p. peak power spectral density (PPSD) $\leq 17$ dBm/MHz.   |  |
| <input type="checkbox"/> For the 5.725-5.85 GHz band:   |  |
|   | <ul style="list-style-type: none"> <li>▪ Point-to-multipoint systems (P2M): the peak power spectral density (PPSD) <math>\leq 30</math> dBm/500kHz. If <math>G_{TX} &gt; 6</math> dBi, then <math>PPSD = 30 - (G_{TX} - 6)</math>.</li> <li>▪ Point-to-point systems (P2P): the peak power spectral density (PPSD) <math>\leq 30</math> dBm/500kHz.</li> </ul>   |
| <p><b>PPSD</b> = peak power spectral density that he same method as used to determine the conducted output power shall be used to determine the power spectral density. And power spectral density in dBm/MHz<br/> <b><math>G_{TX}</math></b> = the maximum transmitting antenna directional gain in dBi.</p> |  |

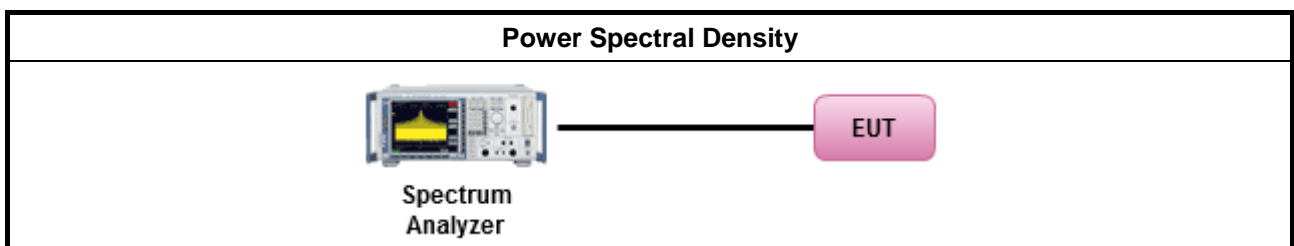
#### 3.3.2 Measuring Instruments

Refer a test equipment and calibration data table in this test report.

### 3.3.3 Test Procedures

| Test Method   |  |
|---|--|
| <ul style="list-style-type: none"> <li>▪ Peak power spectral density procedures that the same method as used to determine the conducted output power shall be used to determine the peak power spectral density and use the peak search function on the spectrum analyzer to find the peak of the spectrum. For the peak power spectral density shall be measured using below options:</li> </ul> |  |
| <input type="checkbox"/>  | Refer as FCC KDB 789033, F5) power spectral density can be measured using resolution bandwidths < 1 MHz provided that the results are integrated over 1 MHz bandwidth  |
| [duty cycle ≥ 98% or external video / power trigger]  |  |
| <input checked="" type="checkbox"/>   | Refer as FCC KDB 789033, clause E Method SA-1 (spectral trace averaging).  |
| <input type="checkbox"/>  | Refer as FCC KDB 789033, clause E Method SA-1 Alt. (RMS detection with slow sweep speed)   |
| duty cycle < 98% and average over on/off periods with duty factor   |  |
| <input checked="" type="checkbox"/>   | Refer as FCC KDB 789033, clause E Method SA-2 (spectral trace averaging).  |
| <input type="checkbox"/>  | Refer as FCC KDB 789033, clause E Method SA-2 Alt. (RMS detection with slow sweep speed)   |
| <ul style="list-style-type: none"> <li>▪ For conducted measurement.</li> </ul>  |  |
| <ul style="list-style-type: none"> <li>▪ If the EUT supports multiple transmit chains using options given below:</li> </ul>   |  |
| <input checked="" type="checkbox"/>   | Option 1: Measure and sum the spectra across the outputs. Refer as FCC KDB 662911, In-band power spectral density (PSD). Sample all transmit ports simultaneously using a spectrum analyzer for each transmit port. Where the trace bin-by-bin of each transmit port summing can be performed. (i.e., in the first spectral bin of output 1 is summed with that in the first spectral bin of output 2 and that from the first spectral bin of output 3, and so on up to the NTX output to obtain the value for the first frequency bin of the summed spectrum.). Add up the amplitude (power) values for the different transmit chains and use this as the new data trace. |
| <input type="checkbox"/>  | Option 2: Measure and sum spectral maxima across the outputs. With this technique, spectra are measured at each output of the device at the required resolution bandwidth. The maximum value (peak) of each spectrum is determined. These maximum values are then summed mathematically in linear power units across the outputs. These operations shall be performed separately over frequency spans that have different out-of-band or spurious emission limits,   |
| <input type="checkbox"/>  | Option 3: Measure and add 10 log(N) dB, where N is the number of transmit chains. Refer as FCC KDB 662911, In-band power spectral density (PSD). Performed at each transmit chains and each transmit chains shall be compared with the limit have been reduced with 10 log(N). Or each transmit chains shall be add 10 log(N) to compared with the limit.  |
| <ul style="list-style-type: none"> <li>▪ If multiple transmit chains, EIRP PPSD calculation could be following as methods:<br/> <math>PPSD_{total} = PPSD_1 + PPSD_2 + \dots + PPSD_n</math><br/>                     (calculated in linear unit [mW] and transfer to log unit [dBm])<br/> <math>EIRP_{total} = PPSD_{total} + DG</math></li> </ul>   |  |

### 3.3.4 Test Setup





### **3.3.5 Test Result of Peak Power Spectral Density**

Refer as Appendix C





### 3.4 Unwanted Emissions

#### 3.4.1 Transmitter Radiated Unwanted Emissions Limit

| Unwanted emissions below 1 GHz and restricted band emissions above 1GHz limit |                       |                         |                      |
|---|-----------------------|-------------------------|----------------------|
| Frequency Range (MHz)   | Field Strength (uV/m) | Field Strength (dBuV/m) | Measure Distance (m) |
| 0.009~0.490   | 2400/F(kHz)           | 48.5 - 13.8             | 300                  |
| 0.490~1.705   | 24000/F(kHz)          | 33.8 - 23               | 30                   |
| 1.705~30.0  | 30                    | 29                      | 30                   |
| 30~88   | 100                   | 40                      | 3                    |
| 88~216  | 150                   | 43.5                    | 3                    |
| 216~960   | 200                   | 46                      | 3                    |
| Above 960   | 500                   | 54                      | 3                    |

Note 1: Test distance for frequencies at or above 30 MHz, measurements may be performed at a distance other than the limit distance provided they are not performed in the near field and the emissions to be measured can be detected by the measurement equipment. When performing measurements at a distance other than that specified, the results shall be extrapolated to the specified distance using an extrapolation factor of 20 dB/decade (inverse of linear distance for field-strength measurements, inverse of linear distance-squared for power-density measurements).

Note 2: Test distance for frequencies at below 30 MHz, measurements may be performed at a distance closer than the EUT limit distance; however, an attempt should be made to avoid making measurements in the near field. When performing measurements below 30 MHz at a closer distance than the limit distance, the results shall be extrapolated to the specified distance by either making measurements at a minimum of two or more distances on at least one radial to determine the proper extrapolation factor or by using the square of an inverse linear distance extrapolation factor (40 dB/decade). The test report shall specify the extrapolation method used to determine compliance of the EUT.

| Un-restricted band emissions above 1GHz Limit |   |
|---|---|
| Operating Band                                | Limit   |
| 5.15 - 5.25 GHz                               | e.i.r.p. -27 dBm [68.2 dBuV/m@3m]   |
| 5.25 - 5.35 GHz                               | e.i.r.p. -27 dBm [68.2 dBuV/m@3m]   |
| 5.47 - 5.725 GHz                              | e.i.r.p. -27 dBm [68.2 dBuV/m@3m]   |
| 5.725 - 5.85 GHz                              | all emissions shall be limited to a level of -27 dBm/MHz at 75 MHz or more above or below the band edge increasing linearly to 10 dBm/MHz at 25 MHz above or below the band edge, and from 25 MHz above or below the band edge increasing linearly to a level of 15.6 dBm/MHz at 5 MHz above or below the band edge, and from 5 MHz above or below the band edge increasing linearly to a level of 27 dBm/MHz at the band edge. |

Note 1: Measurements may be performed at a distance other than the limit distance provided they are not performed in the near field and the emissions to be measured can be detected by the measurement equipment. When performing measurements at a distance other than that specified, the results shall be extrapolated to the specified distance using an extrapolation factor of 20 dB/decade (inverse of linear distance for field-strength measurements, inverse of linear distance-squared for power-density measurements).

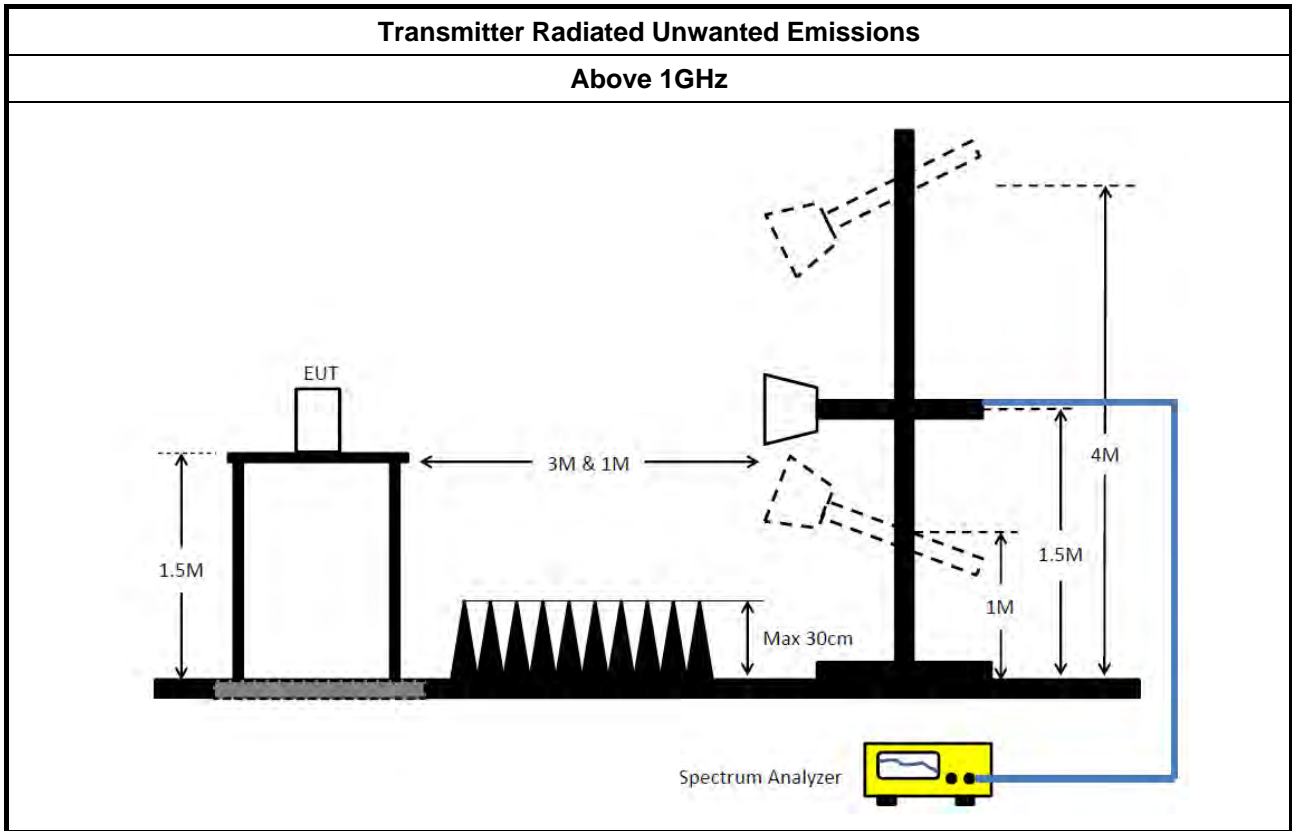
### 3.4.2 Measuring Instruments

Refer a test equipment and calibration data table in this test report.

### 3.4.3 Test Procedures

| Test Method |  |  |   |  |  |  |   |  |  |  |   |  |  |  |  |  |   |
|-------------|--|--|---|--|--|--|---|--|--|--|---|--|--|--|--|--|---|
|             | <ul style="list-style-type: none"> <li>▪ Measurements may be performed at a distance other than the limit distance provided they are not performed in the near field and the emissions to be measured can be detected by the measurement equipment. Measurements shall not be performed at a distance greater than 30 m for frequencies above 30 MHz, unless it can be further demonstrated that measurements at a distance of 30 m or less are impractical. When performing measurements at a distance other than that specified, the results shall be extrapolated to the specified distance using an extrapolation factor of 20 dB/decade (inverse of linear distance for field-strength measurements, inverse of linear distance-squared for power-density measurements).</li> </ul>   |  |   |  |  |  |   |  |  |  |   |  |  |  |  |  |   |
|             | <ul style="list-style-type: none"> <li>▪ The average emission levels shall be measured in [duty cycle <math>\geq</math> 98 or duty factor].</li> </ul>   |  |   |  |  |  |   |  |  |  |   |  |  |  |  |  |   |
|             | <ul style="list-style-type: none"> <li>▪ For the transmitter unwanted emissions shall be measured using following options below:               <table border="1" style="width: 100%; border-collapse: collapse;"> <tr> <td style="width: 5%;"></td> <td> <ul style="list-style-type: none"> <li>▪ Refer as FCC KDB 789033, clause H)2) for unwanted emissions into non-restricted bands.</li> </ul> </td> </tr> <tr> <td></td> <td> <ul style="list-style-type: none"> <li>▪ Refer as FCC KDB 789033, clause H)1) for unwanted emissions into restricted bands.                   <table border="1" style="width: 100%; border-collapse: collapse;"> <tr> <td style="width: 5%;"></td> <td> <input type="checkbox"/> Refer as FCC KDB 789033, H)6) Method AD (Trace Averaging).                 </td> </tr> <tr> <td></td> <td> <input checked="" type="checkbox"/> Refer as FCC KDB 789033, H)6) Method VB (Reduced VBW).                 </td> </tr> <tr> <td></td> <td> <input type="checkbox"/> Refer as ANSI C63.10, clause 4.2.3.2.3 (Reduced VBW). VBW <math>\geq</math> 1/T, where T is pulse time.                 </td> </tr> <tr> <td></td> <td> <input type="checkbox"/> Refer as ANSI C63.10, clause 4.2.3.2.4 average value of pulsed emissions.                 </td> </tr> <tr> <td></td> <td> <input checked="" type="checkbox"/> Refer as FCC KDB 789033, clause H)5) measurement procedure peak limit.                 </td> </tr> <tr> <td></td> <td> <input type="checkbox"/> Refer as ANSI C63.10, clause 4.2.3.2.2 measurement procedure peak limit.                 </td> </tr> </table> </li> </ul> </td></tr></table></li> </ul> |  | <ul style="list-style-type: none"> <li>▪ Refer as FCC KDB 789033, clause H)2) for unwanted emissions into non-restricted bands.</li> </ul>        |  | <ul style="list-style-type: none"> <li>▪ Refer as FCC KDB 789033, clause H)1) for unwanted emissions into restricted bands.                   <table border="1" style="width: 100%; border-collapse: collapse;"> <tr> <td style="width: 5%;"></td> <td> <input type="checkbox"/> Refer as FCC KDB 789033, H)6) Method AD (Trace Averaging).                 </td> </tr> <tr> <td></td> <td> <input checked="" type="checkbox"/> Refer as FCC KDB 789033, H)6) Method VB (Reduced VBW).                 </td> </tr> <tr> <td></td> <td> <input type="checkbox"/> Refer as ANSI C63.10, clause 4.2.3.2.3 (Reduced VBW). VBW <math>\geq</math> 1/T, where T is pulse time.                 </td> </tr> <tr> <td></td> <td> <input type="checkbox"/> Refer as ANSI C63.10, clause 4.2.3.2.4 average value of pulsed emissions.                 </td> </tr> <tr> <td></td> <td> <input checked="" type="checkbox"/> Refer as FCC KDB 789033, clause H)5) measurement procedure peak limit.                 </td> </tr> <tr> <td></td> <td> <input type="checkbox"/> Refer as ANSI C63.10, clause 4.2.3.2.2 measurement procedure peak limit.                 </td> </tr> </table> </li> </ul> |  | <input type="checkbox"/> Refer as FCC KDB 789033, H)6) Method AD (Trace Averaging).                                     |  | <input checked="" type="checkbox"/> Refer as FCC KDB 789033, H)6) Method VB (Reduced VBW).         |  | <input type="checkbox"/> Refer as ANSI C63.10, clause 4.2.3.2.3 (Reduced VBW). VBW $\geq$ 1/T, where T is pulse time. |  | <input type="checkbox"/> Refer as ANSI C63.10, clause 4.2.3.2.4 average value of pulsed emissions. |  | <input checked="" type="checkbox"/> Refer as FCC KDB 789033, clause H)5) measurement procedure peak limit. |  | <input type="checkbox"/> Refer as ANSI C63.10, clause 4.2.3.2.2 measurement procedure peak limit. |
|             | <ul style="list-style-type: none"> <li>▪ Refer as FCC KDB 789033, clause H)2) for unwanted emissions into non-restricted bands.</li> </ul>   |  |   |  |  |  |   |  |  |  |   |  |  |  |  |  |   |
|             | <ul style="list-style-type: none"> <li>▪ Refer as FCC KDB 789033, clause H)1) for unwanted emissions into restricted bands.                   <table border="1" style="width: 100%; border-collapse: collapse;"> <tr> <td style="width: 5%;"></td> <td> <input type="checkbox"/> Refer as FCC KDB 789033, H)6) Method AD (Trace Averaging).                 </td> </tr> <tr> <td></td> <td> <input checked="" type="checkbox"/> Refer as FCC KDB 789033, H)6) Method VB (Reduced VBW).                 </td> </tr> <tr> <td></td> <td> <input type="checkbox"/> Refer as ANSI C63.10, clause 4.2.3.2.3 (Reduced VBW). VBW <math>\geq</math> 1/T, where T is pulse time.                 </td> </tr> <tr> <td></td> <td> <input type="checkbox"/> Refer as ANSI C63.10, clause 4.2.3.2.4 average value of pulsed emissions.                 </td> </tr> <tr> <td></td> <td> <input checked="" type="checkbox"/> Refer as FCC KDB 789033, clause H)5) measurement procedure peak limit.                 </td> </tr> <tr> <td></td> <td> <input type="checkbox"/> Refer as ANSI C63.10, clause 4.2.3.2.2 measurement procedure peak limit.                 </td> </tr> </table> </li> </ul>   |  | <input type="checkbox"/> Refer as FCC KDB 789033, H)6) Method AD (Trace Averaging).   |  | <input checked="" type="checkbox"/> Refer as FCC KDB 789033, H)6) Method VB (Reduced VBW).   |  | <input type="checkbox"/> Refer as ANSI C63.10, clause 4.2.3.2.3 (Reduced VBW). VBW $\geq$ 1/T, where T is pulse time.   |  | <input type="checkbox"/> Refer as ANSI C63.10, clause 4.2.3.2.4 average value of pulsed emissions. |  | <input checked="" type="checkbox"/> Refer as FCC KDB 789033, clause H)5) measurement procedure peak limit.            |  | <input type="checkbox"/> Refer as ANSI C63.10, clause 4.2.3.2.2 measurement procedure peak limit.  |  |  |  |   |
|             | <input type="checkbox"/> Refer as FCC KDB 789033, H)6) Method AD (Trace Averaging).  |  |   |  |  |  |   |  |  |  |   |  |  |  |  |  |   |
|             | <input checked="" type="checkbox"/> Refer as FCC KDB 789033, H)6) Method VB (Reduced VBW).   |  |   |  |  |  |   |  |  |  |   |  |  |  |  |  |   |
|             | <input type="checkbox"/> Refer as ANSI C63.10, clause 4.2.3.2.3 (Reduced VBW). VBW $\geq$ 1/T, where T is pulse time.  |  |   |  |  |  |   |  |  |  |   |  |  |  |  |  |   |
|             | <input type="checkbox"/> Refer as ANSI C63.10, clause 4.2.3.2.4 average value of pulsed emissions.   |  |   |  |  |  |   |  |  |  |   |  |  |  |  |  |   |
|             | <input checked="" type="checkbox"/> Refer as FCC KDB 789033, clause H)5) measurement procedure peak limit.   |  |   |  |  |  |   |  |  |  |   |  |  |  |  |  |   |
|             | <input type="checkbox"/> Refer as ANSI C63.10, clause 4.2.3.2.2 measurement procedure peak limit.  |  |   |  |  |  |   |  |  |  |   |  |  |  |  |  |   |
|             | <ul style="list-style-type: none"> <li>▪ For radiated measurement.               <table border="1" style="width: 100%; border-collapse: collapse;"> <tr> <td style="width: 5%;"></td> <td> <ul style="list-style-type: none"> <li>▪ Refer as ANSI C63.10, clause 6.4 for radiated emissions below 30 MHz and test distance is 3m.</li> </ul> </td> </tr> <tr> <td></td> <td> <ul style="list-style-type: none"> <li>▪ Refer as ANSI C63.10, clause 6.5 for radiated emissions 30 MHz to 1 GHz and test distance is 3m.</li> </ul> </td> </tr> <tr> <td></td> <td> <ul style="list-style-type: none"> <li>▪ Refer as ANSI C63.10, clause 6.6 for radiated emissions above 1GHz.</li> </ul> </td> </tr> </table> </li> </ul>   |  | <ul style="list-style-type: none"> <li>▪ Refer as ANSI C63.10, clause 6.4 for radiated emissions below 30 MHz and test distance is 3m.</li> </ul> |  | <ul style="list-style-type: none"> <li>▪ Refer as ANSI C63.10, clause 6.5 for radiated emissions 30 MHz to 1 GHz and test distance is 3m.</li> </ul>   |  | <ul style="list-style-type: none"> <li>▪ Refer as ANSI C63.10, clause 6.6 for radiated emissions above 1GHz.</li> </ul> |  |  |  |   |  |  |  |  |  |   |
|             | <ul style="list-style-type: none"> <li>▪ Refer as ANSI C63.10, clause 6.4 for radiated emissions below 30 MHz and test distance is 3m.</li> </ul>  |  |   |  |  |  |   |  |  |  |   |  |  |  |  |  |   |
|             | <ul style="list-style-type: none"> <li>▪ Refer as ANSI C63.10, clause 6.5 for radiated emissions 30 MHz to 1 GHz and test distance is 3m.</li> </ul>   |  |   |  |  |  |   |  |  |  |   |  |  |  |  |  |   |
|             | <ul style="list-style-type: none"> <li>▪ Refer as ANSI C63.10, clause 6.6 for radiated emissions above 1GHz.</li> </ul>  |  |   |  |  |  |   |  |  |  |   |  |  |  |  |  |   |
|             | <ul style="list-style-type: none"> <li>▪ The any unwanted emissions level shall not exceed the fundamental emission level.</li> </ul>  |  |   |  |  |  |   |  |  |  |   |  |  |  |  |  |   |
|             | <ul style="list-style-type: none"> <li>▪ All amplitude of spurious emissions that are attenuated by more than 20 dB below the permissible value has no need to be reported.</li> </ul>   |  |   |  |  |  |   |  |  |  |   |  |  |  |  |  |   |

### 3.4.4 Test Setup



### 3.4.5 Test Result of Transmitter Unwanted Emissions

Refer as Appendix D

### 3.5 Frequency Stability

#### 3.5.1 Frequency Stability Limit

| Frequency Stability Limit  |
|--|
| <b>UNII Devices</b>  |
| <ul style="list-style-type: none"> <li>In-band emission is maintained within the band of operation under all conditions of normal operation as specified in the user's manual.</li> </ul>                          |
| <b>LE-LAN Devices</b>  |
| <ul style="list-style-type: none"> <li>N/A</li> </ul>  |
| <b>IEEE Std. 802.11</b>  |
| <ul style="list-style-type: none"> <li>The transmitter center frequency tolerance shall be <math>\pm 20</math> ppm maximum for the 5 GHz band and <math>\pm 25</math> ppm maximum for the 2.4 GHz band.</li> </ul> |

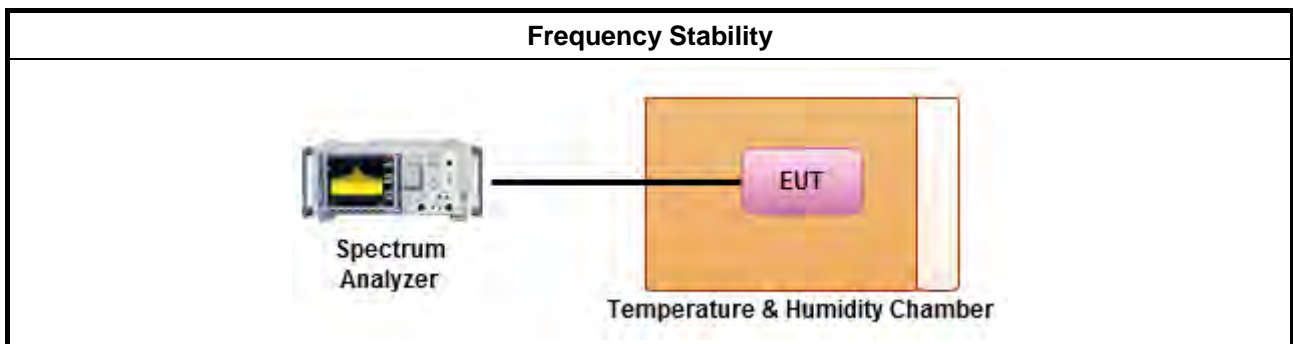
#### 3.5.2 Measuring Instruments

Refer a test equipment and calibration data table in this test report.

#### 3.5.3 Test Procedures

| Test Method  |
|--|
| <ul style="list-style-type: none"> <li>Refer as ANSI C63.10, clause 6.8 for frequency stability tests</li> </ul> |
| <ul style="list-style-type: none"> <li>Frequency stability with respect to ambient temperature</li> </ul>        |
| <ul style="list-style-type: none"> <li>Frequency stability when varying supply voltage</li> </ul>                |
| <ul style="list-style-type: none"> <li>Extreme temperature is 0°C~50°C.</li> </ul>                               |

#### 3.5.4 Test Setup





### **3.5.5 Test Result of Frequency Stability**

Refer as Appendix E



## 4 Test Equipment and Calibration Data

| Instrument                 | Manufacturer | Model No.        | Serial No.    | Characteristics  | Calibration Date | Remark                |
|----------------------------|--------------|------------------|---------------|------------------|------------------|-----------------------|
| Horn Antenna               | EMCO         | 3115             | 00075790      | 750MHz ~ 18GHz   | Oct. 22, 2015    | Radiation (03CH01-CB) |
| Horn Antenna               | Schwarzbeck  | BBHA 9170        | BBHA9170252   | 15GHz ~ 40GHz    | Jul. 25, 2016    | Radiation (03CH01-CB) |
| Pre-Amplifier              | Agilent      | 8449B            | 3008A02310    | 1GHz ~ 26.5GHz   | Jan. 18, 2016    | Radiation (03CH01-CB) |
| Pre-Amplifier              | WM           | TF-130N-R1       | 923365        | 26GHz ~ 40GHz    | Nov. 13, 2015    | Radiation (03CH01-CB) |
| Spectrum Analyzer          | R&S          | FSP40            | 100056        | 9kHz ~ 40GHz     | Oct. 27, 2015    | Radiation (03CH01-CB) |
| RF Cable-high              | Woken        | High Cable-16    | N/A           | 1 GHz ~ 18 GHz   | Nov. 02, 2015    | Radiation (03CH01-CB) |
| RF Cable-high              | Woken        | High Cable-17    | N/A           | 1 GHz ~ 18 GHz   | Nov. 02, 2015    | Radiation (03CH01-CB) |
| RF Cable-high              | Woken        | High Cable-40G-1 | N/A           | 18GHz ~ 40 GHz   | Nov. 02, 2015    | Radiation (03CH01-CB) |
| RF Cable-high              | Woken        | High Cable-40G-2 | N/A           | 18GHz ~ 40 GHz   | Nov. 02, 2015    | Radiation (03CH01-CB) |
| Test Software              | Audix        | E3               | 6.2009-10-7   | N/A              | N/A              | Radiation (03CH01-CB) |
| Spectrum analyzer          | R&S          | FSV40            | 100979        | 9kHz~40GHz       | Dec. 09, 2015    | Conducted (TH01-CB)   |
| Temp. and Humidity Chamber | Ten Billion  | TTH-D3SP         | TBN-931011    | -30~100 degree   | Jun. 03, 2016    | Conducted (TH01-CB)   |
| RF Cable-high              | Woken        | RG402            | High Cable-6  | 1 GHz – 26.5 GHz | Nov. 02, 2015    | Conducted (TH01-CB)   |
| RF Cable-high              | Woken        | RG402            | High Cable-7  | 1 GHz – 26.5 GHz | Nov. 02, 2015    | Conducted (TH01-CB)   |
| RF Cable-high              | Woken        | RG402            | High Cable-8  | 1 GHz – 26.5 GHz | Nov. 02, 2015    | Conducted (TH01-CB)   |
| RF Cable-high              | Woken        | RG402            | High Cable-9  | 1 GHz – 26.5 GHz | Nov. 02, 2015    | Conducted (TH01-CB)   |
| RF Cable-high              | Woken        | RG402            | High Cable-10 | 1 GHz – 26.5 GHz | Nov. 02, 2015    | Conducted (TH01-CB)   |
| Power Sensor               | Agilent      | U2021XA          | MY53410001    | 50MHz~18GHz      | Nov. 02, 2015    | Conducted (TH01-CB)   |

Note: Calibration Interval of instruments listed above is one year.



Summary

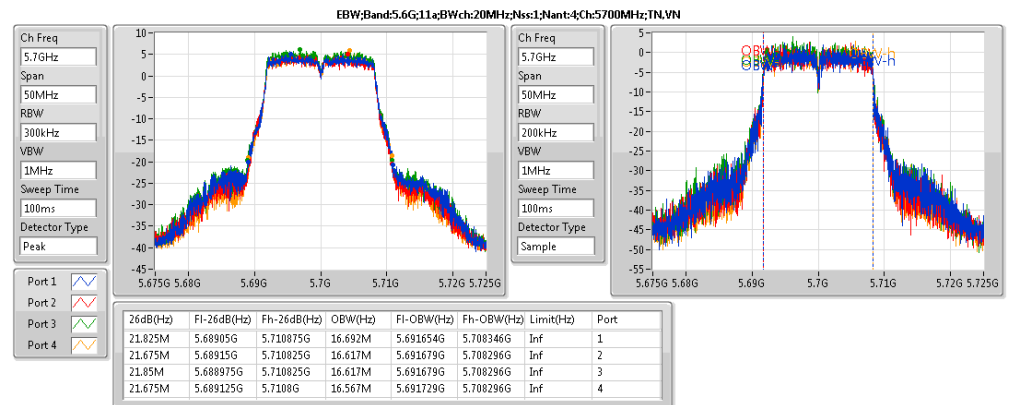
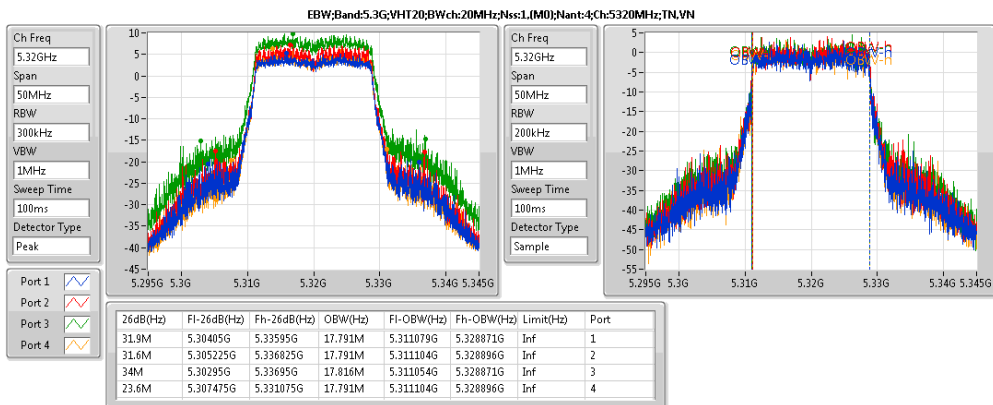
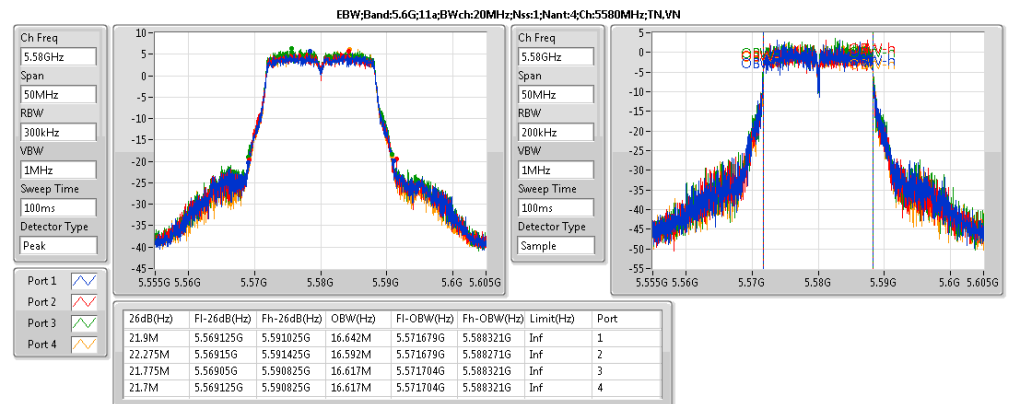
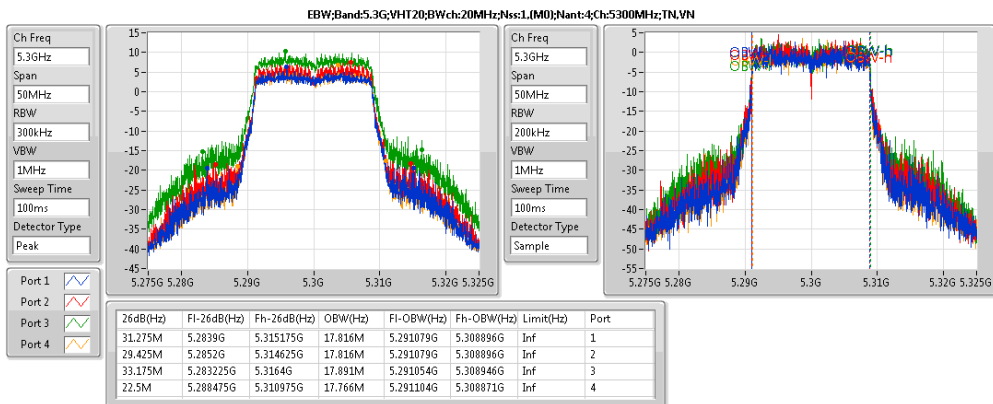
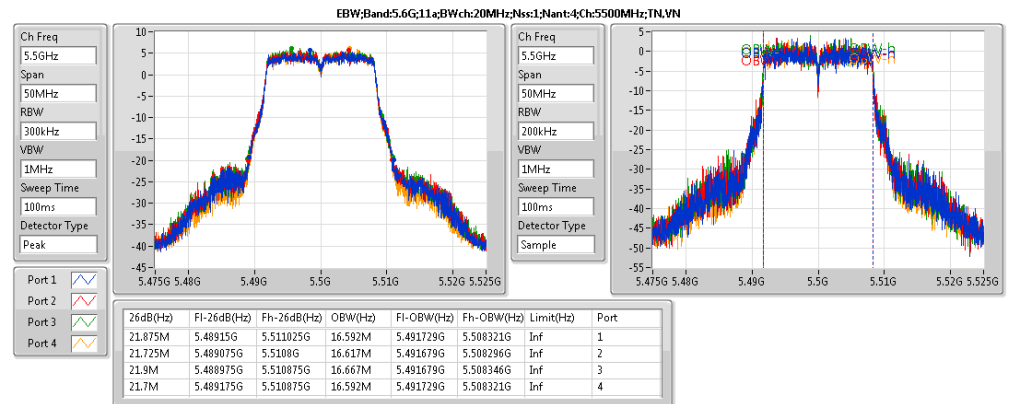
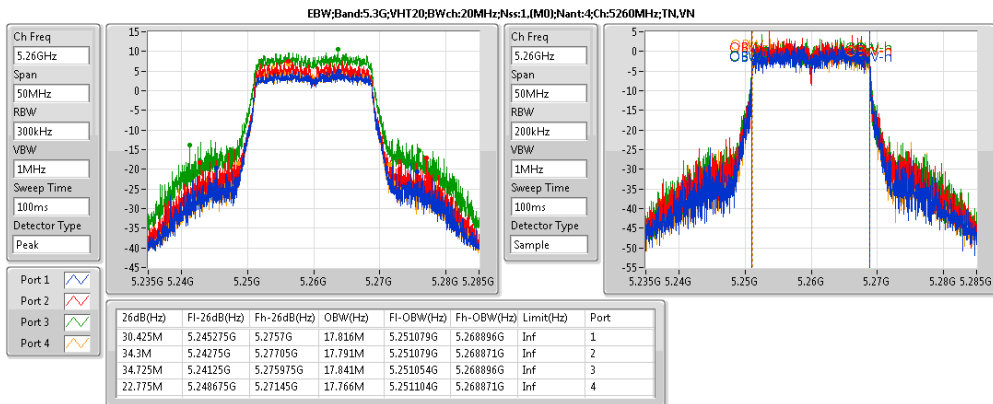
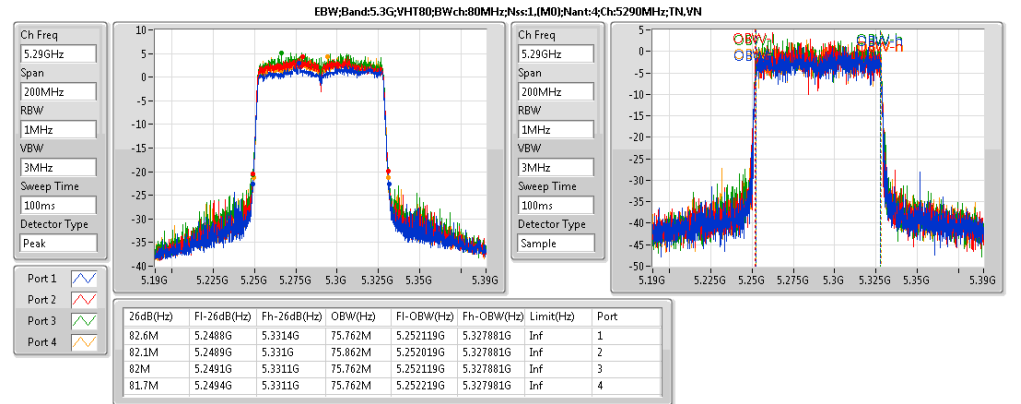
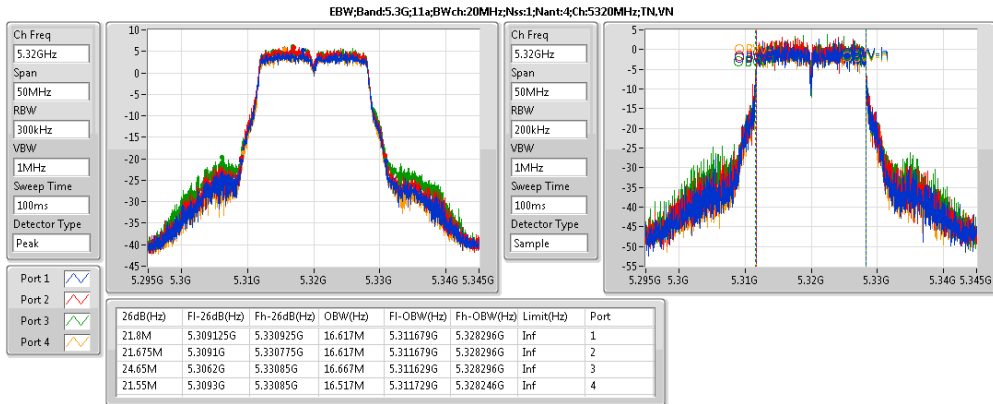
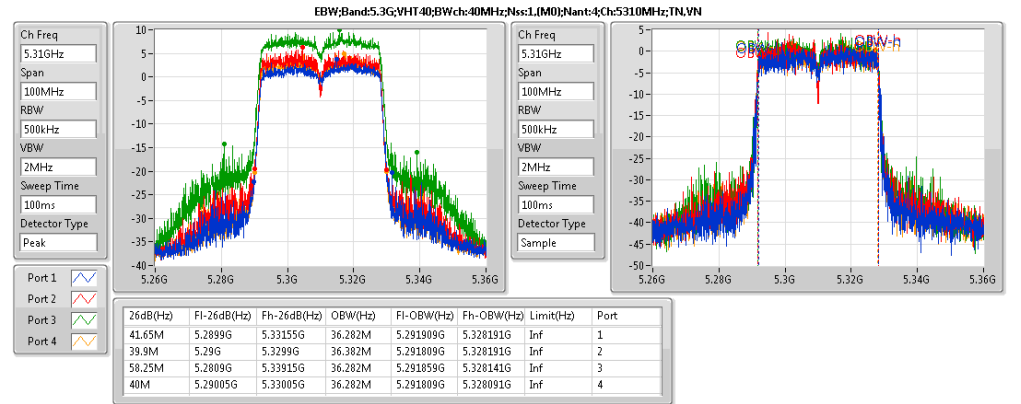
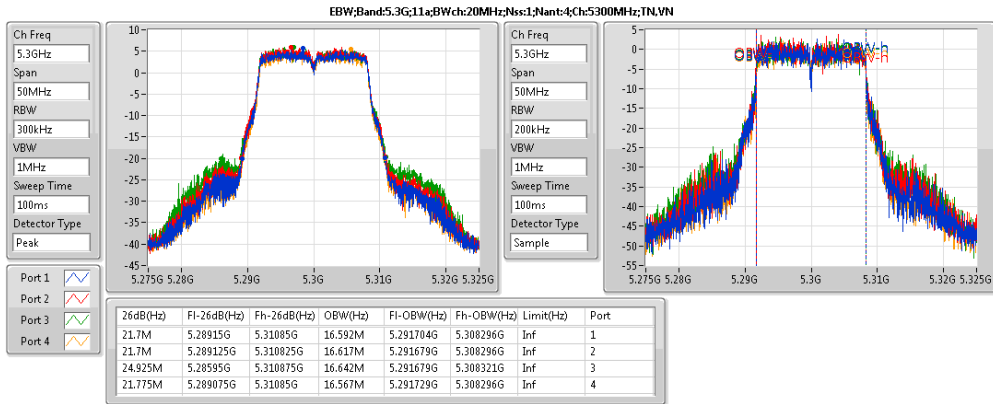
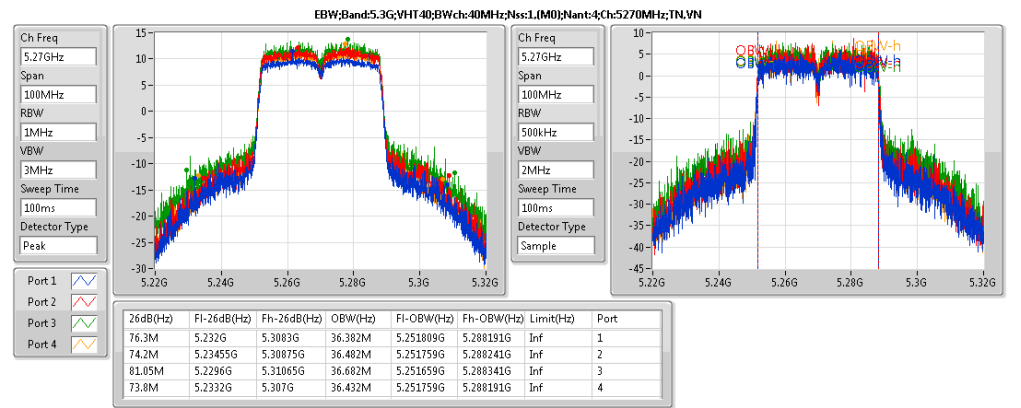
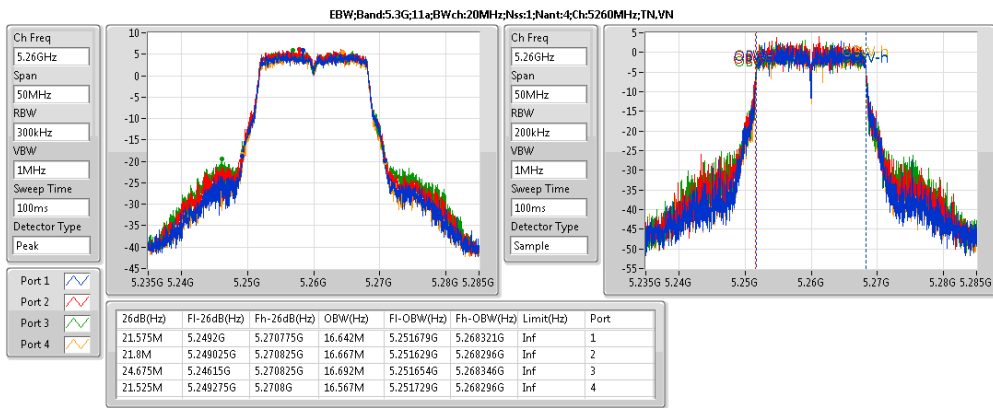
| Mode                         | Max-N dB<br>(Hz) | Max-OBW<br>(Hz) | ITU-Code | Min-N dB<br>(Hz) | Min-OBW<br>(Hz) |
|------------------------------|------------------|-----------------|----------|------------------|-----------------|
| 5.3G;11a:Nss1:Ntx4           | 24.925M          | 16.692M         | 16M7D1D  | 21.525M          | 16.517M         |
| 5.3G;VHT20:Nss1,(M0):Ntx4    | 34.725M          | 17.891M         | 17M9D1D  | 22.5M            | 17.766M         |
| 5.3G;VHT40:Nss1,(M0):Ntx4    | 81.05M           | 36.682M         | 36M7D1D  | 39.9M            | 36.282M         |
| 5.3G;VHT80:Nss1,(M0):Ntx4    | 82.6M            | 75.862M         | 75M9D1D  | 81.7M            | 75.762M         |
| 5.6G;11a:Nss1:Ntx4           | 22.275M          | 16.692M         | 16M7D1D  | 15.705M          | 13.253M         |
| 5.6G;VHT20:Nss1,(M0):Ntx4    | 35.95M           | 17.866M         | 17M9D1D  | 16.23M           | 13.868M         |
| 5.6G;VHT40:Nss1,(M0):Ntx4    | 83.4M            | 36.632M         | 36M6D1D  | 39.75M           | 33.093M         |
| 5.6G;VHT80:Nss1,(M0):Ntx4    | 163.9M           | 76.362M         | 76M4D1D  | 81.5M            | 72.639M         |
| 5.8G;11a:Nss1:Ntx4           | 3.2M             | 4.418M          | 4M42D1D  | 3.16M            | 4.058M          |
| 5.8G;VHT20:Nss1,(M0):Ntx4    | 3.88M            | 4.658M          | 4M66D1D  | 3.78M            | 4.418M          |
| 5.8G;VHT40:Nss1,(M0):Ntx4    | 3.16M            | 20.83M          | 20M8D1D  | 3.14M            | 17.311M         |
| 5.8G;VHT80:Nss1,(M0):Ntx4    | 3.16M            | 33.963M         | 34M0D1D  | 3.14M            | 31.744M         |
| 5.3G;VHT20,BF:Nss1,(M0):Ntx4 | 36.025M          | 17.791M         | 17M8D1D  | 21.95M           | 17.716M         |
| 5.3G;VHT40,BF:Nss1,(M0):Ntx4 | 48.5M            | 36.282M         | 36M3D1D  | 40.15M           | 36.232M         |
| 5.3G;VHT80,BF:Nss1,(M0):Ntx4 | 85.2M            | 75.962M         | 76M0D1D  | 81.8M            | 75.762M         |
| 5.6G;VHT20,BF:Nss1,(M0):Ntx4 | 27.375M          | 17.816M         | 17M8D1D  | 15.84M           | 13.868M         |
| 5.6G;VHT40,BF:Nss1,(M0):Ntx4 | 65.2M            | 36.382M         | 36M4D1D  | 35.035M          | 32.954M         |
| 5.6G;VHT80,BF:Nss1,(M0):Ntx4 | 97.5M            | 75.962M         | 76M0D1D  | 75.75M           | 72.414M         |
| 5.8G;VHT20,BF:Nss1,(M0):Ntx4 | 3.8M             | 4.378M          | 4M38D1D  | 3.8M             | 4.318M          |
| 5.8G;VHT40,BF:Nss1,(M0):Ntx4 | 3.16M            | 4.158M          | 4M16D1D  | 3.16M            | 3.738M          |
| 5.8G;VHT80,BF:Nss1,(M0):Ntx4 | 3.16M            | 13.893M         | 13M9D1D  | 3.14M            | 6.197M          |

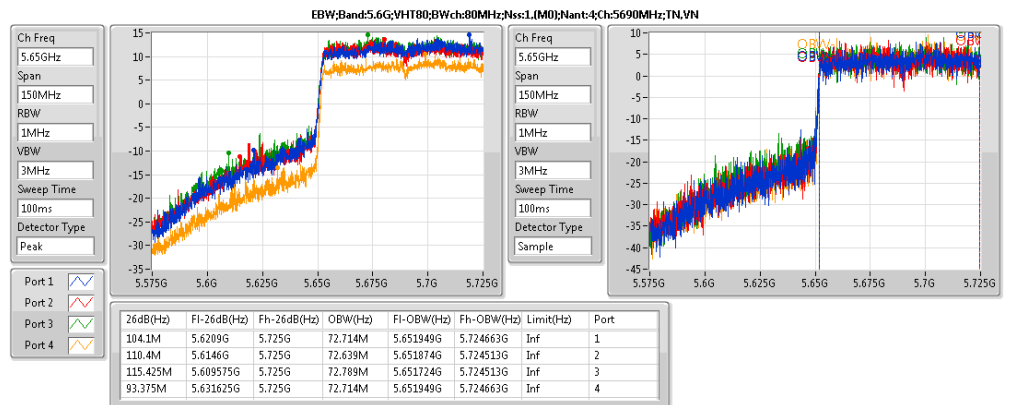
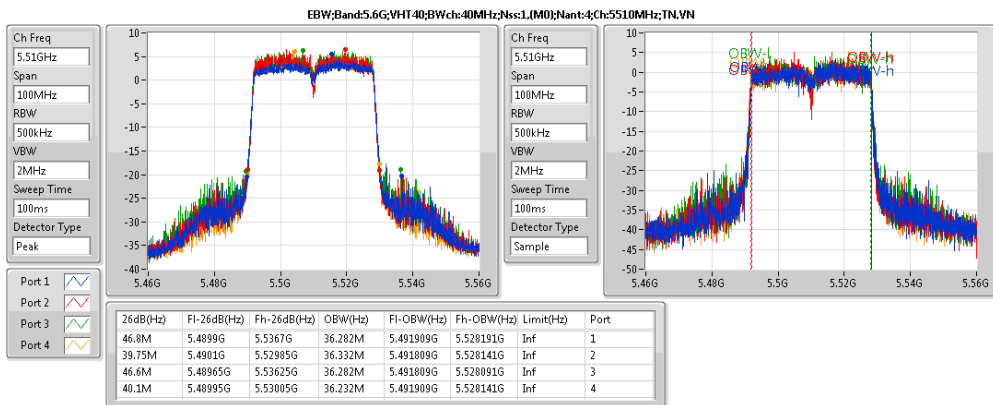
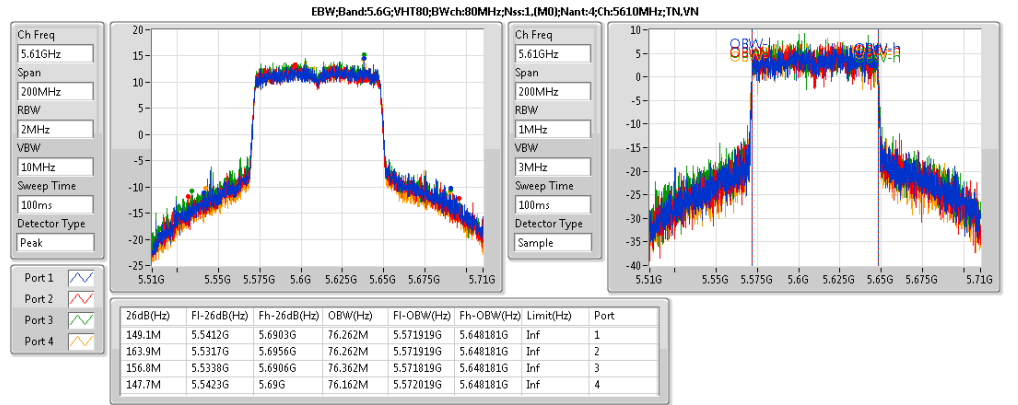
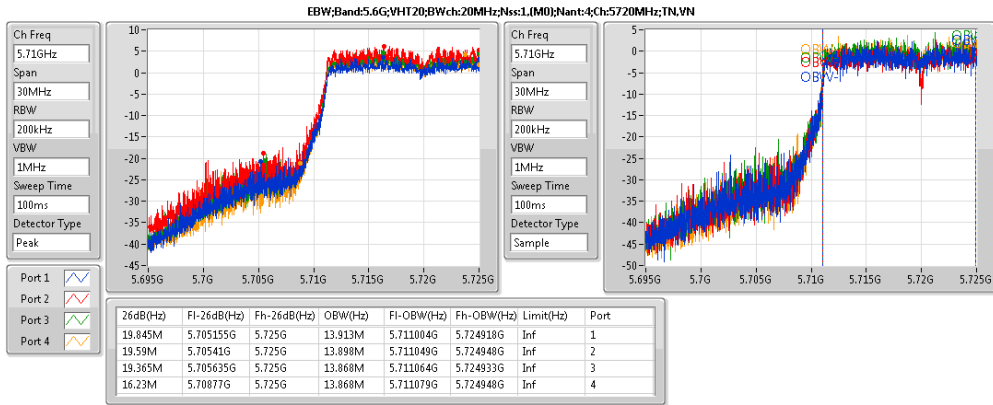
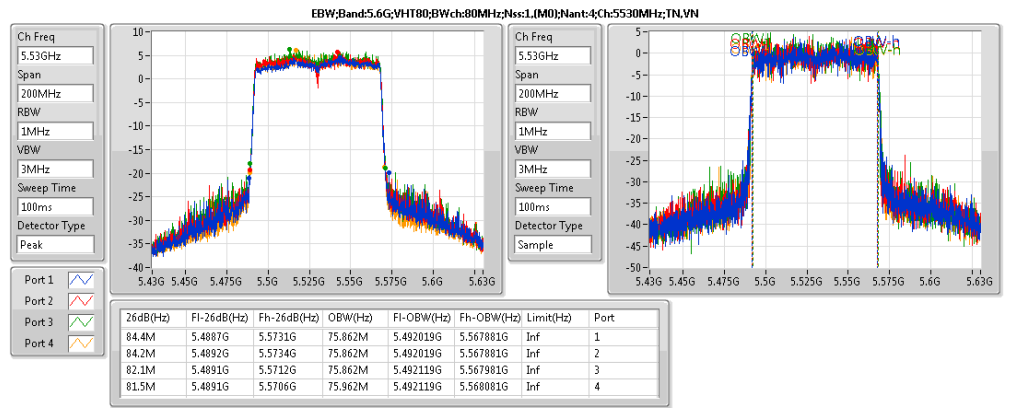
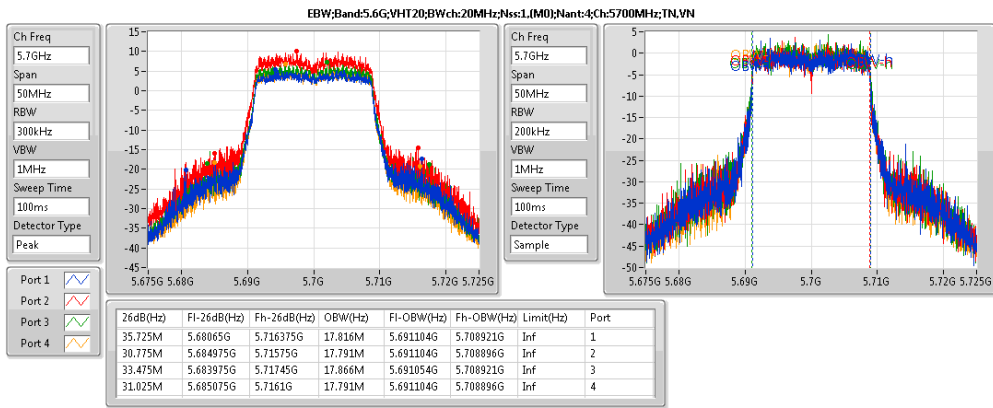
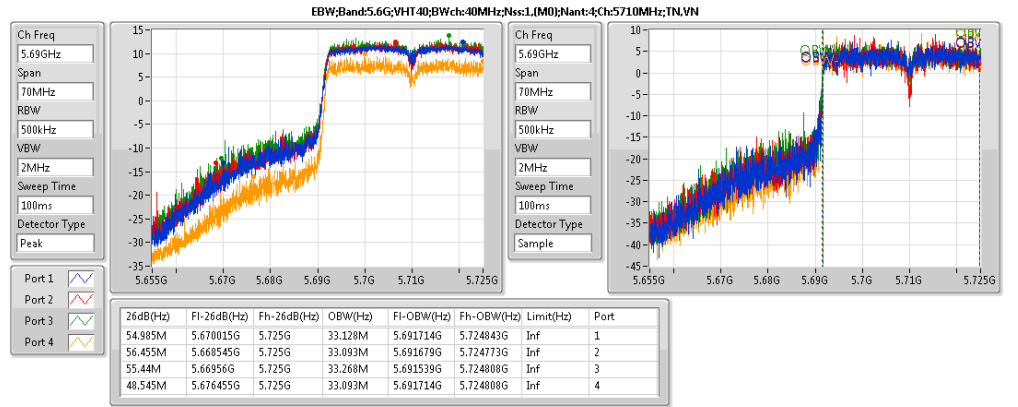
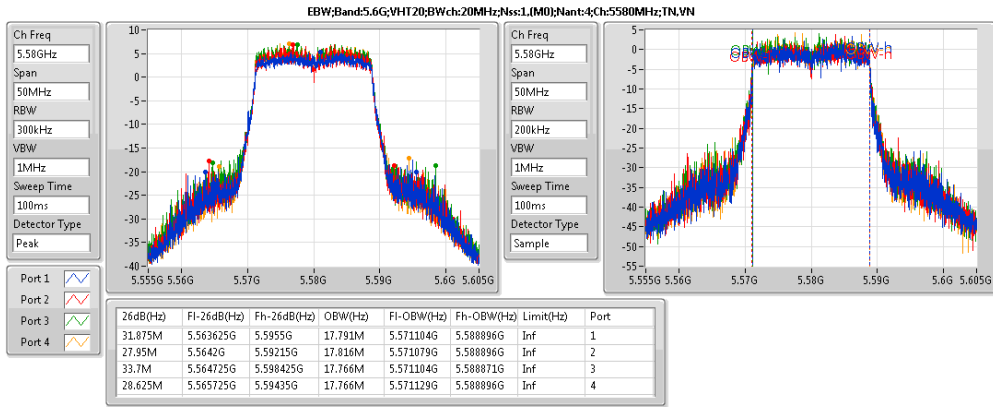
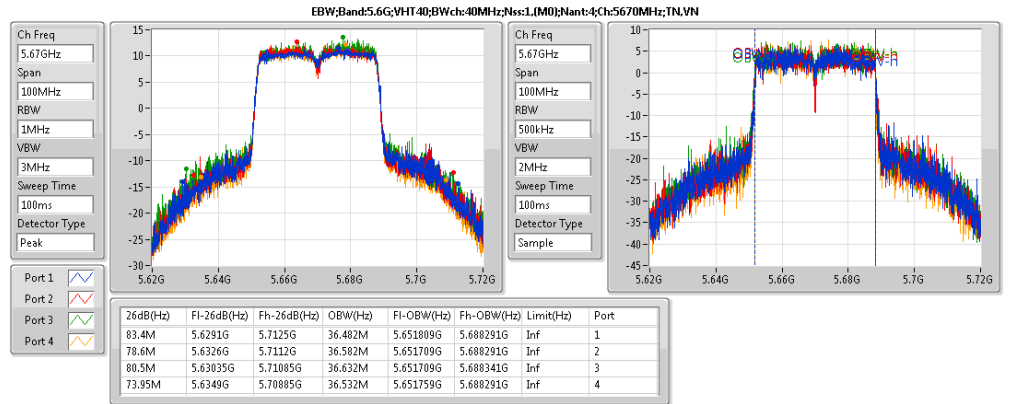
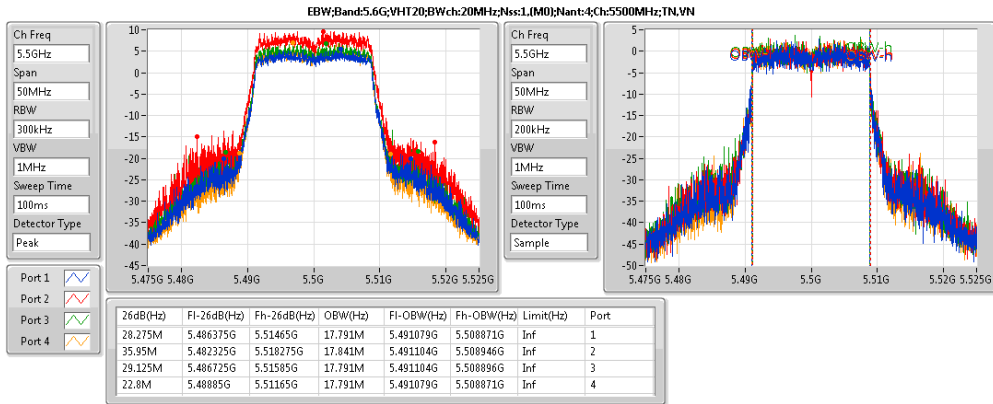
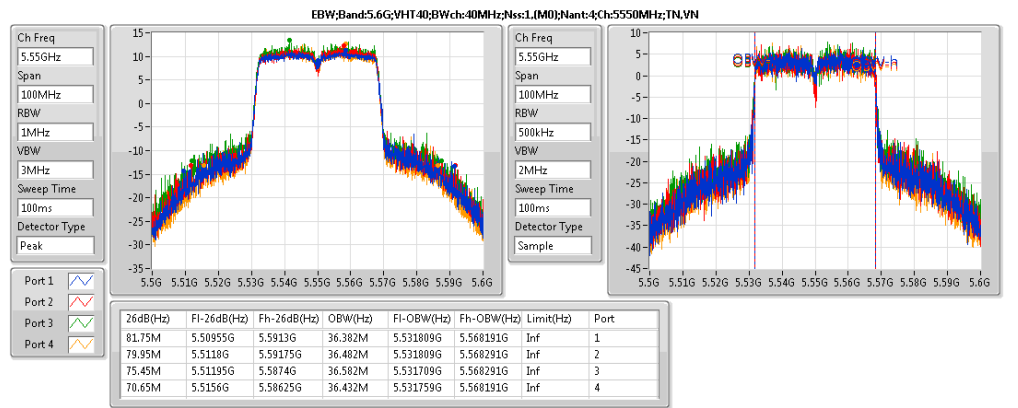
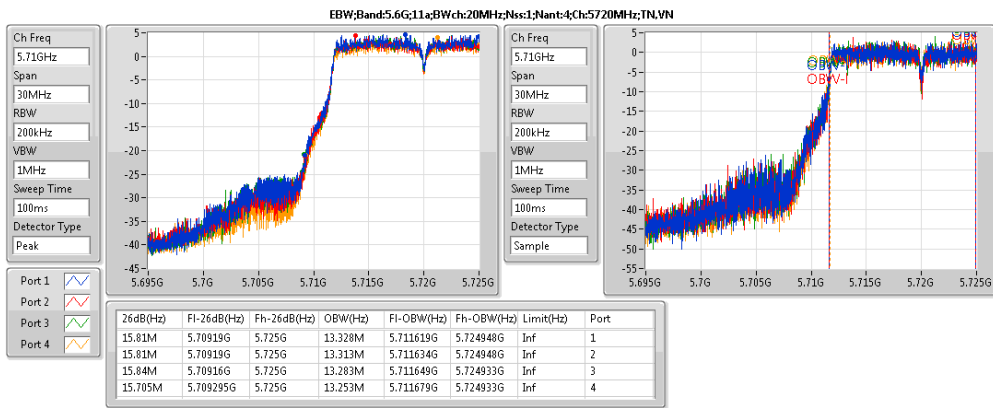


Result

| Mode                              | Result | Limit (Hz) | P1-N dB (Hz) | P1-OBW (Hz) | P2-N dB (Hz) | P2-OBW (Hz) | P3-N dB (Hz) | P3-OBW (Hz) | P4-N dB (Hz) | P4-OBW (Hz) |
|-----------------------------------|--------|------------|--------------|-------------|--------------|-------------|--------------|-------------|--------------|-------------|
| 5.3G;11a;Nss1;Ntx4;5260           | Pass   | Inf        | 21.575M      | 16.642M     | 21.8M        | 16.667M     | 24.675M      | 16.692M     | 21.525M      | 16.567M     |
| 5.3G;11a;Nss1;Ntx4;5300           | Pass   | Inf        | 21.7M        | 16.592M     | 21.7M        | 16.617M     | 24.925M      | 16.642M     | 21.775M      | 16.567M     |
| 5.3G;11a;Nss1;Ntx4;5320           | Pass   | Inf        | 21.8M        | 16.617M     | 21.675M      | 16.617M     | 24.65M       | 16.667M     | 21.55M       | 16.517M     |
| 5.3G;VHT20;Nss1,(M0);Ntx4;5260    | Pass   | Inf        | 30.425M      | 17.816M     | 34.3M        | 17.791M     | 34.725M      | 17.841M     | 22.775M      | 17.766M     |
| 5.3G;VHT20;Nss1,(M0);Ntx4;5300    | Pass   | Inf        | 31.275M      | 17.816M     | 29.425M      | 17.816M     | 33.175M      | 17.891M     | 22.5M        | 17.766M     |
| 5.3G;VHT20;Nss1,(M0);Ntx4;5320    | Pass   | Inf        | 31.9M        | 17.791M     | 31.6M        | 17.791M     | 34M          | 17.816M     | 23.6M        | 17.791M     |
| 5.3G;VHT40;Nss1,(M0);Ntx4;5270    | Pass   | Inf        | 76.3M        | 36.382M     | 74.2M        | 36.482M     | 81.05M       | 36.682M     | 73.8M        | 36.432M     |
| 5.3G;VHT40;Nss1,(M0);Ntx4;5310    | Pass   | Inf        | 41.65M       | 36.282M     | 39.9M        | 36.382M     | 58.25M       | 36.282M     | 40M          | 36.282M     |
| 5.3G;VHT80;Nss1,(M0);Ntx4;5290    | Pass   | Inf        | 82.6M        | 75.762M     | 82.1M        | 75.862M     | 82M          | 75.762M     | 81.7M        | 75.762M     |
| 5.6G;11a;Nss1;Ntx4;5500           | Pass   | Inf        | 21.875M      | 16.592M     | 21.725M      | 16.617M     | 21.9M        | 16.667M     | 21.7M        | 16.592M     |
| 5.6G;11a;Nss1;Ntx4;5580           | Pass   | Inf        | 21.9M        | 16.642M     | 22.275M      | 16.592M     | 21.775M      | 16.617M     | 21.7M        | 16.617M     |
| 5.6G;11a;Nss1;Ntx4;5700           | Pass   | Inf        | 21.825M      | 16.692M     | 21.675M      | 16.617M     | 21.85M       | 16.617M     | 21.675M      | 16.567M     |
| 5.6G;11a;Nss1;Ntx4;5720           | Pass   | Inf        | 15.81M       | 13.328M     | 15.81M       | 13.313M     | 15.84M       | 13.283M     | 15.705M      | 13.253M     |
| 5.6G;VHT20;Nss1,(M0);Ntx4;5500    | Pass   | Inf        | 28.275M      | 17.791M     | 35.95M       | 17.841M     | 29.125M      | 17.791M     | 22.8M        | 17.791M     |
| 5.6G;VHT20;Nss1,(M0);Ntx4;5580    | Pass   | Inf        | 31.875M      | 17.791M     | 27.95M       | 17.816M     | 33.7M        | 17.766M     | 28.625M      | 17.766M     |
| 5.6G;VHT20;Nss1,(M0);Ntx4;5700    | Pass   | Inf        | 35.725M      | 17.816M     | 30.775M      | 17.791M     | 33.475M      | 17.866M     | 31.025M      | 17.791M     |
| 5.6G;VHT20;Nss1,(M0);Ntx4;5720    | Pass   | Inf        | 19.845M      | 13.913M     | 19.59M       | 13.898M     | 19.365M      | 13.868M     | 16.23M       | 13.868M     |
| 5.6G;VHT40;Nss1,(M0);Ntx4;5510    | Pass   | Inf        | 46.8M        | 36.282M     | 39.75M       | 36.332M     | 46.6M        | 36.282M     | 40.1M        | 36.232M     |
| 5.6G;VHT40;Nss1,(M0);Ntx4;5550    | Pass   | Inf        | 81.75M       | 36.382M     | 79.95M       | 36.482M     | 75.45M       | 36.582M     | 70.65M       | 36.432M     |
| 5.6G;VHT40;Nss1,(M0);Ntx4;5670    | Pass   | Inf        | 83.4M        | 36.482M     | 78.6M        | 36.582M     | 80.5M        | 36.632M     | 73.95M       | 36.532M     |
| 5.6G;VHT40;Nss1,(M0);Ntx4;5710    | Pass   | Inf        | 54.985M      | 33.128M     | 56.455M      | 33.093M     | 55.44M       | 33.268M     | 48.545M      | 33.093M     |
| 5.6G;VHT80;Nss1,(M0);Ntx4;5530    | Pass   | Inf        | 84.4M        | 75.862M     | 84.2M        | 75.862M     | 82.1M        | 75.862M     | 81.5M        | 75.962M     |
| 5.6G;VHT80;Nss1,(M0);Ntx4;5610    | Pass   | Inf        | 149.1M       | 76.262M     | 163.9M       | 76.262M     | 156.8M       | 76.362M     | 147.7M       | 76.162M     |
| 5.6G;VHT80;Nss1,(M0);Ntx4;5690    | Pass   | Inf        | 104.1M       | 72.714M     | 110.4M       | 72.639M     | 115.425M     | 72.789M     | 93.375M      | 72.714M     |
| 5.8G;11a;Nss1;Ntx4;5720           | Pass   | 500k       | 3.18M        | 4.418M      | 3.16M        | 4.278M      | 3.16M        | 4.058M      | 3.2M         | 4.198M      |
| 5.8G;VHT20;Nss1,(M0);Ntx4;5720    | Pass   | 500k       | 3.88M        | 4.658M      | 3.8M         | 4.518M      | 3.78M        | 4.618M      | 3.8M         | 4.418M      |
| 5.8G;VHT40;Nss1,(M0);Ntx4;5710    | Pass   | 500k       | 3.16M        | 20.23M      | 3.16M        | 20.49M      | 3.14M        | 20.83M      | 3.16M        | 17.311M     |
| 5.8G;VHT80;Nss1,(M0);Ntx4;5690    | Pass   | 500k       | 3.16M        | 33.523M     | 3.16M        | 33.683M     | 3.14M        | 33.963M     | 3.14M        | 31.744M     |
| 5.3G;VHT20;BF;Nss1,(M0);Ntx4;5260 | Pass   | Inf        | 22.025M      | 17.791M     | 22.725M      | 17.791M     | 29.225M      | 17.791M     | 21.95M       | 17.791M     |
| 5.3G;VHT20;BF;Nss1,(M0);Ntx4;5300 | Pass   | Inf        | 26.075M      | 17.791M     | 22.175M      | 17.741M     | 36.025M      | 17.791M     | 22.05M       | 17.741M     |
| 5.3G;VHT20;BF;Nss1,(M0);Ntx4;5320 | Pass   | Inf        | 22.05M       | 17.791M     | 24.875M      | 17.716M     | 26.95M       | 17.766M     | 21.975M      | 17.716M     |
| 5.3G;VHT40;BF;Nss1,(M0);Ntx4;5270 | Pass   | Inf        | 48.35M       | 36.232M     | 43.55M       | 36.232M     | 48.5M        | 36.282M     | 40.15M       | 36.232M     |
| 5.3G;VHT40;BF;Nss1,(M0);Ntx4;5310 | Pass   | Inf        | 40.15M       | 36.232M     | 47.25M       | 36.282M     | 43.55M       | 36.282M     | 40.2M        | 36.232M     |
| 5.3G;VHT80;BF;Nss1,(M0);Ntx4;5290 | Pass   | Inf        | 85.2M        | 75.962M     | 82.5M        | 75.862M     | 82.5M        | 75.762M     | 81.8M        | 75.862M     |
| 5.6G;VHT20;BF;Nss1,(M0);Ntx4;5500 | Pass   | Inf        | 25.175M      | 17.766M     | 21.6M        | 17.741M     | 21.725M      | 17.816M     | 21.55M       | 17.766M     |
| 5.6G;VHT20;BF;Nss1,(M0);Ntx4;5580 | Pass   | Inf        | 24.375M      | 17.741M     | 21.625M      | 17.766M     | 21.9M        | 17.716M     | 21.55M       | 17.716M     |
| 5.6G;VHT20;BF;Nss1,(M0);Ntx4;5700 | Pass   | Inf        | 22.3M        | 17.791M     | 27.375M      | 17.791M     | 22.2M        | 17.766M     | 22.025M      | 17.741M     |
| 5.6G;VHT20;BF;Nss1,(M0);Ntx4;5720 | Pass   | Inf        | 15.99M       | 13.928M     | 15.975M      | 13.883M     | 15.84M       | 13.868M     | 15.87M       | 13.868M     |
| 5.6G;VHT40;BF;Nss1,(M0);Ntx4;5510 | Pass   | Inf        | 62.4M        | 36.282M     | 41.75M       | 36.282M     | 46.95M       | 36.282M     | 40.5M        | 36.232M     |
| 5.6G;VHT40;BF;Nss1,(M0);Ntx4;5550 | Pass   | Inf        | 47.05M       | 36.182M     | 40.7M        | 36.232M     | 57.15M       | 36.332M     | 47.85M       | 36.182M     |
| 5.6G;VHT40;BF;Nss1,(M0);Ntx4;5670 | Pass   | Inf        | 65.2M        | 36.282M     | 48.2M        | 36.282M     | 42.55M       | 36.332M     | 48.5M        | 36.382M     |
| 5.6G;VHT40;BF;Nss1,(M0);Ntx4;5710 | Pass   | Inf        | 43.54M       | 32.954M     | 35.91M       | 33.023M     | 43.575M      | 33.023M     | 35.035M      | 33.023M     |
| 5.6G;VHT80;BF;Nss1,(M0);Ntx4;5530 | Pass   | Inf        | 96.5M        | 75.662M     | 87.6M        | 75.862M     | 97.5M        | 75.662M     | 82.2M        | 75.862M     |
| 5.6G;VHT80;BF;Nss1,(M0);Ntx4;5610 | Pass   | Inf        | 91.3M        | 75.962M     | 86.8M        | 75.762M     | 87.9M        | 75.962M     | 82M          | 75.662M     |
| 5.6G;VHT80;BF;Nss1,(M0);Ntx4;5690 | Pass   | Inf        | 78.6M        | 72.414M     | 76.8M        | 72.639M     | 76.125M      | 72.489M     | 75.75M       | 72.414M     |
| 5.8G;VHT20;BF;Nss1,(M0);Ntx4;5720 | Pass   | 500k       | 3.8M         | 4.378M      | 3.8M         | 4.318M      | 3.8M         | 4.358M      | 3.8M         | 4.318M      |
| 5.8G;VHT40;BF;Nss1,(M0);Ntx4;5710 | Pass   | 500k       | 3.16M        | 3.998M      | 3.16M        | 4.158M      | 3.16M        | 4.098M      | 3.16M        | 3.738M      |
| 5.8G;VHT80;BF;Nss1,(M0);Ntx4;5690 | Pass   | 500k       | 3.16M        | 10.335M     | 3.16M        | 13.893M     | 3.14M        | 11.174M     | 3.16M        | 6.197M      |

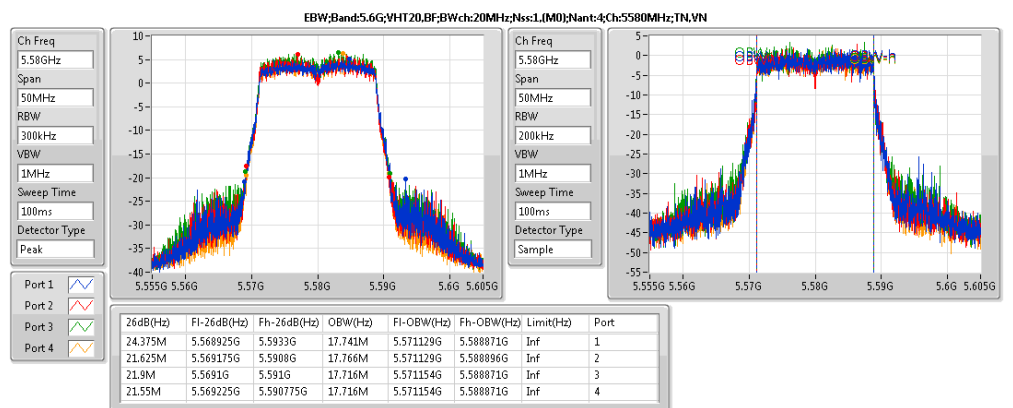
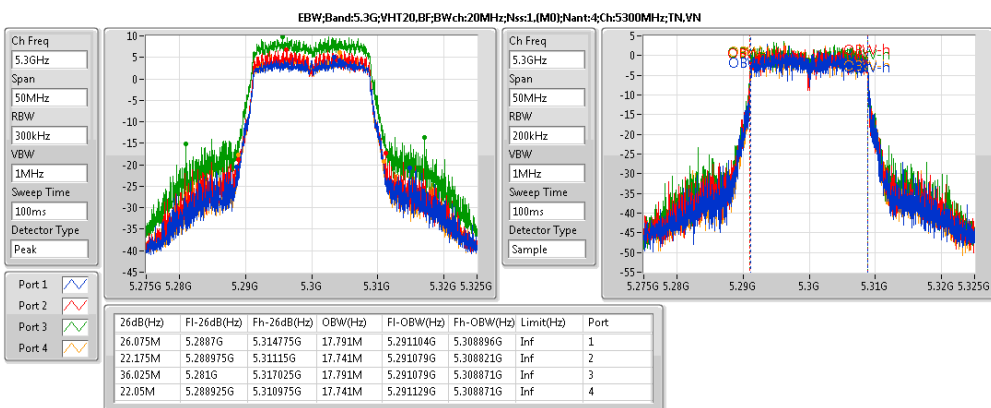
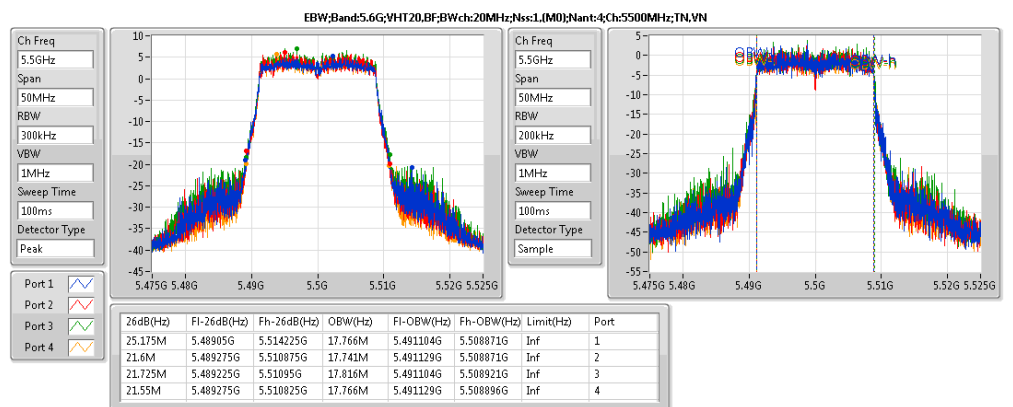
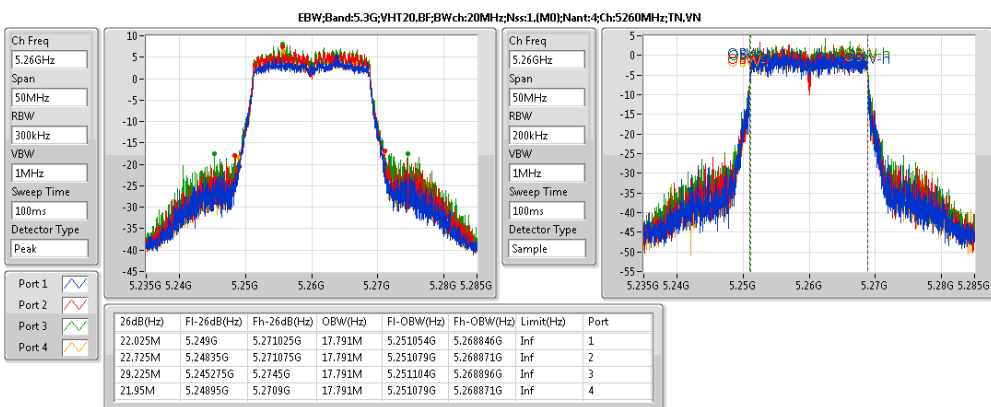
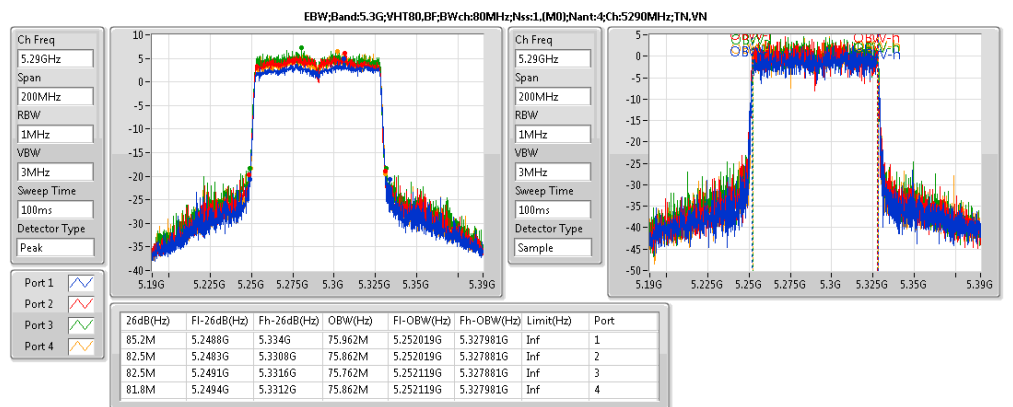
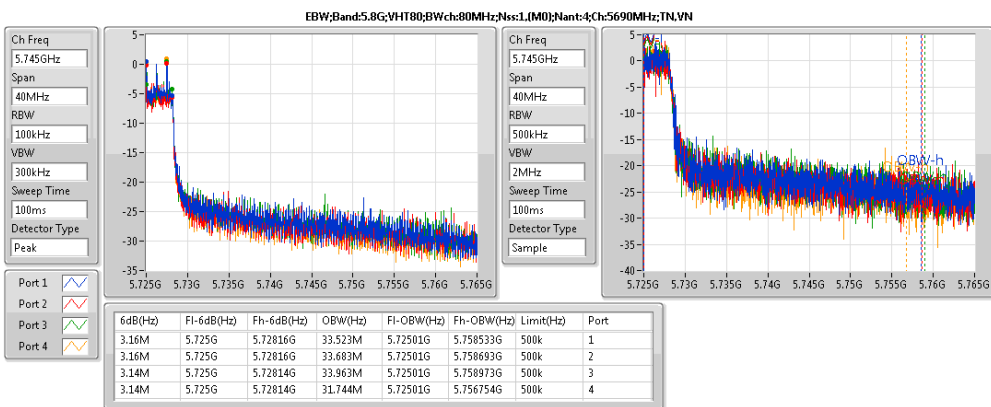
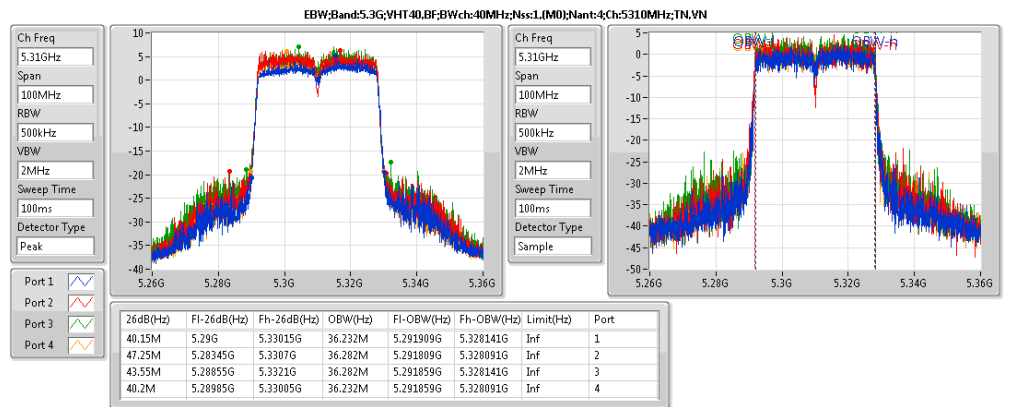
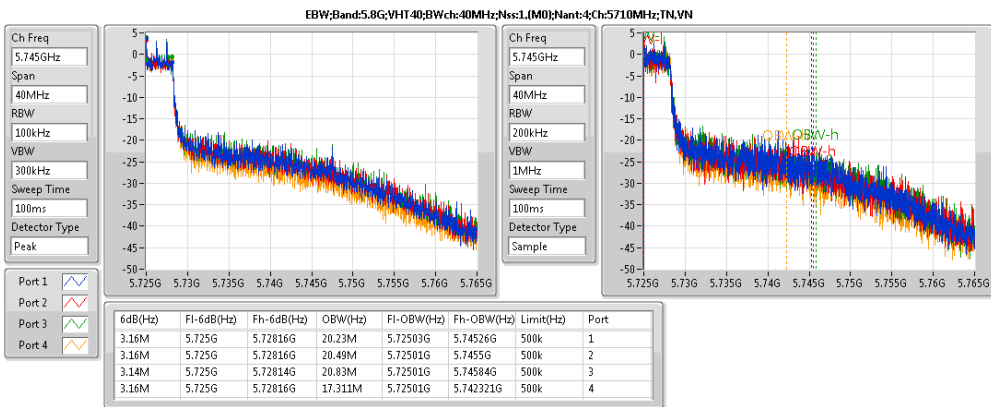
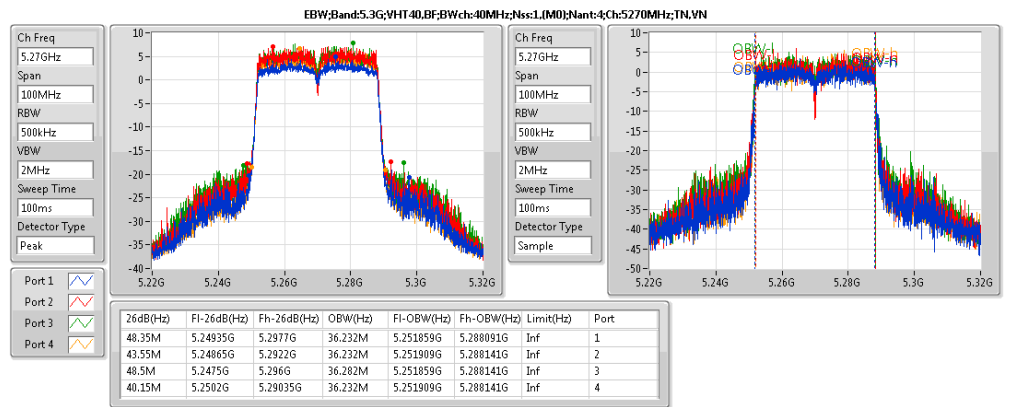
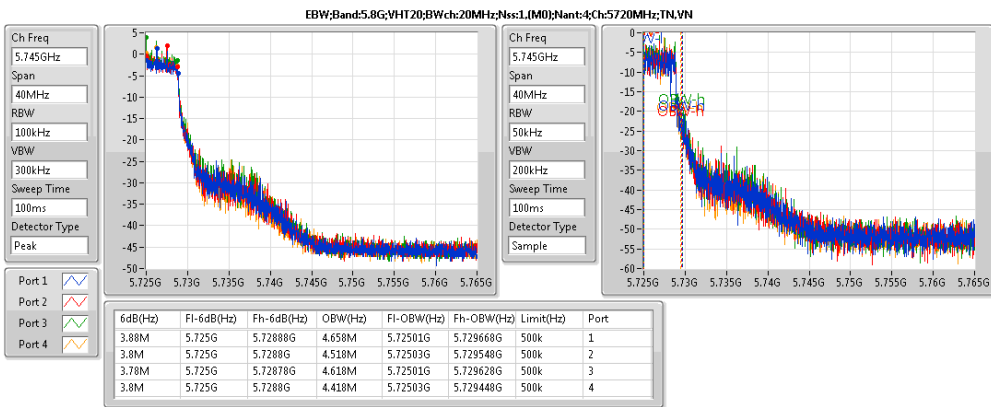
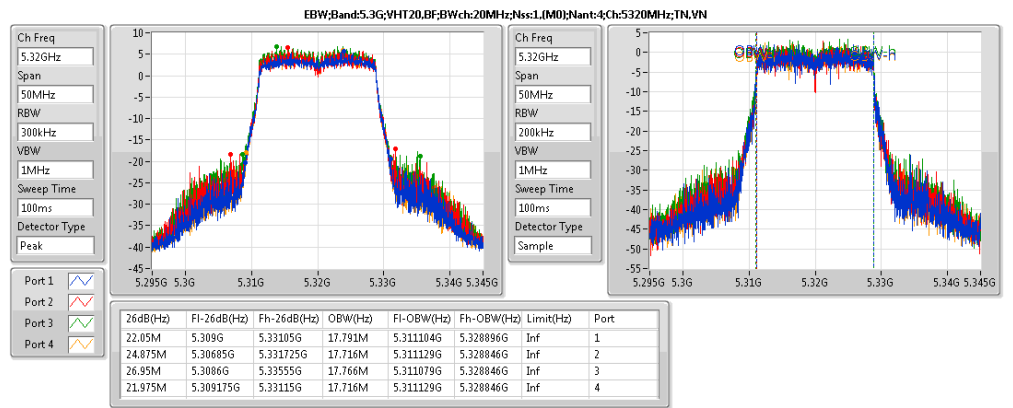
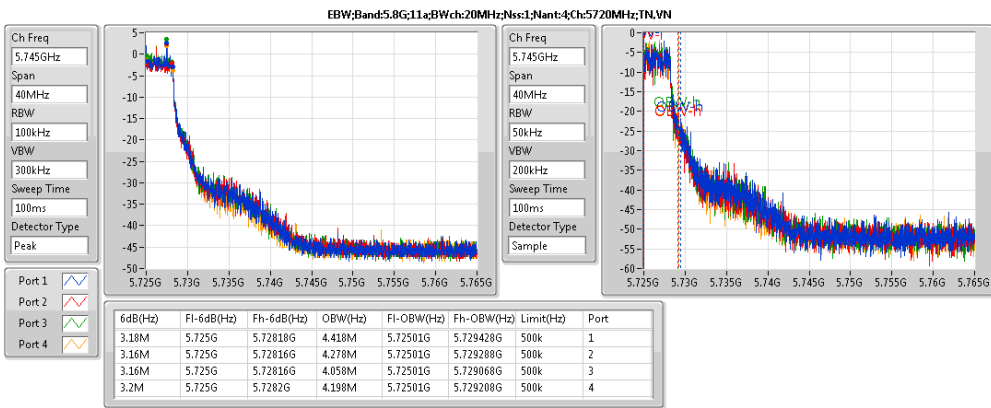


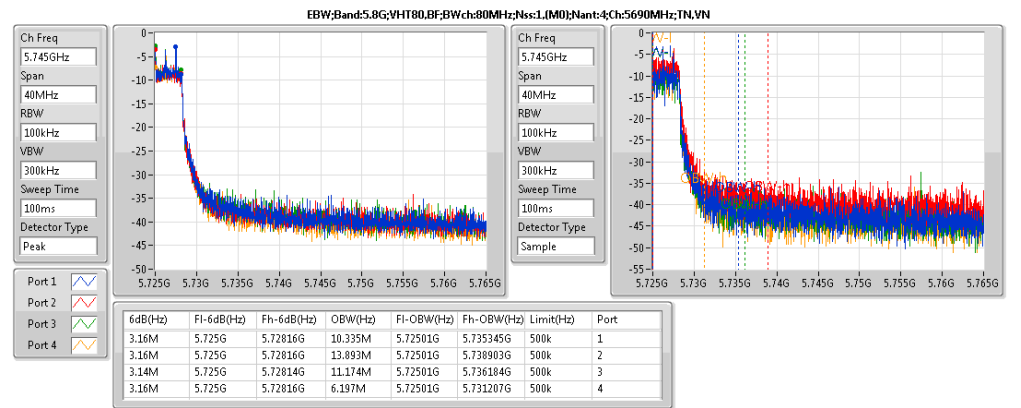
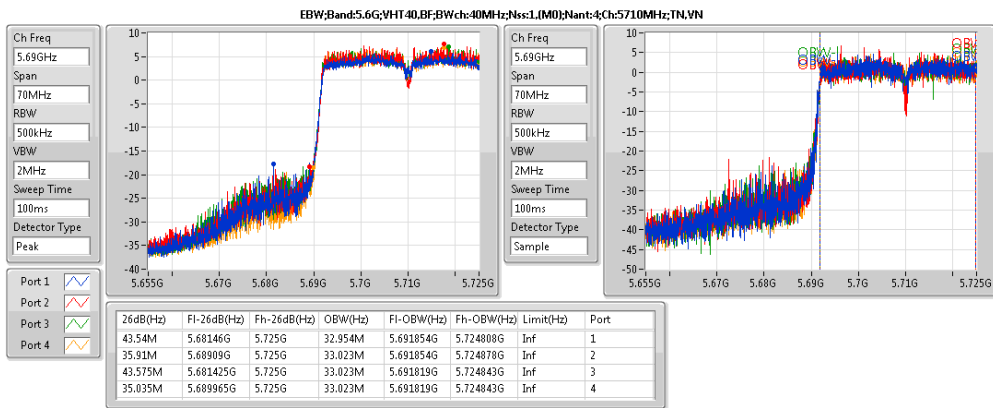
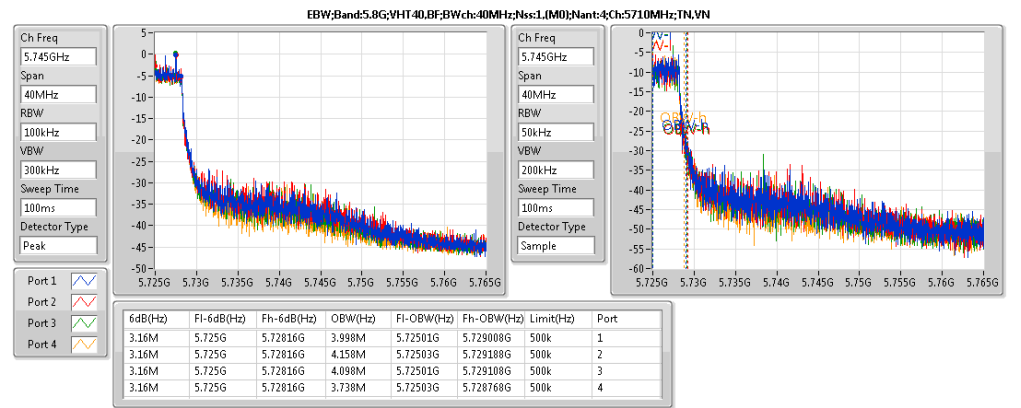
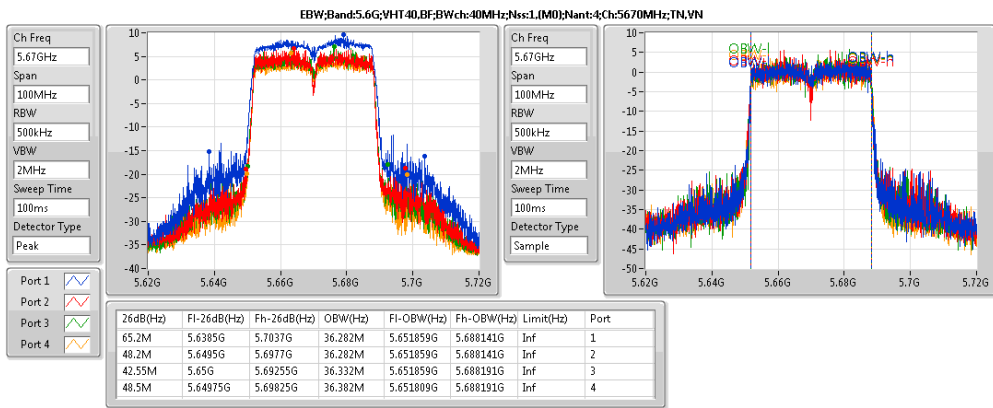
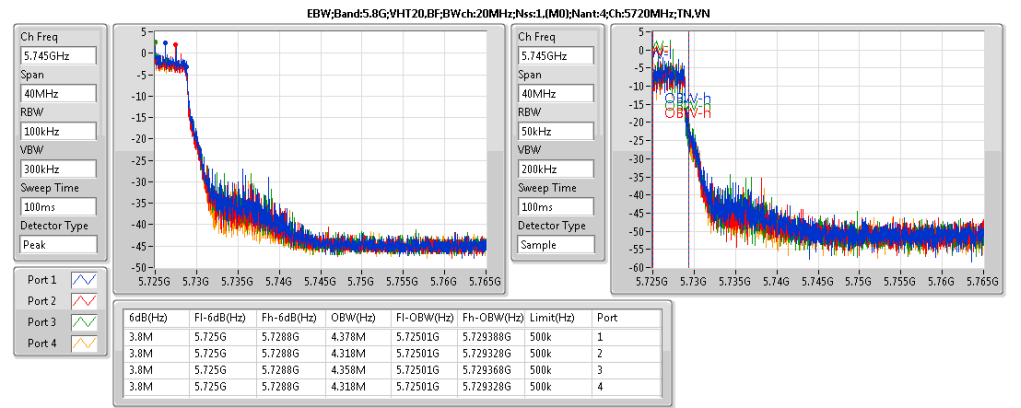
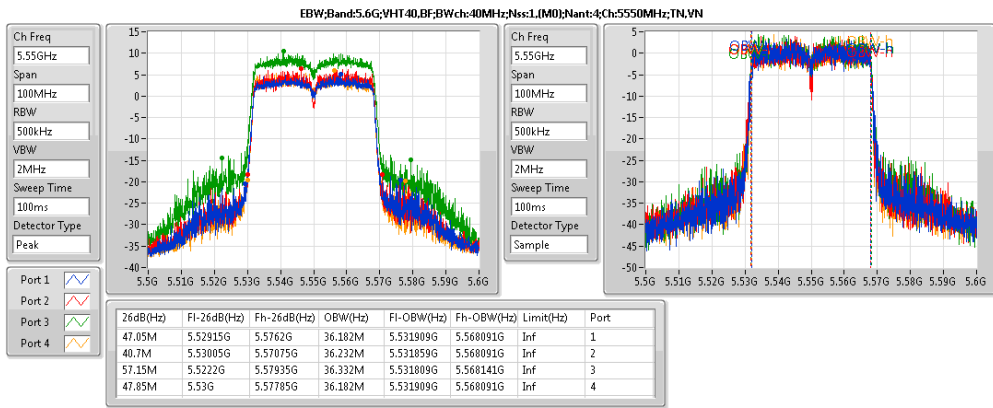
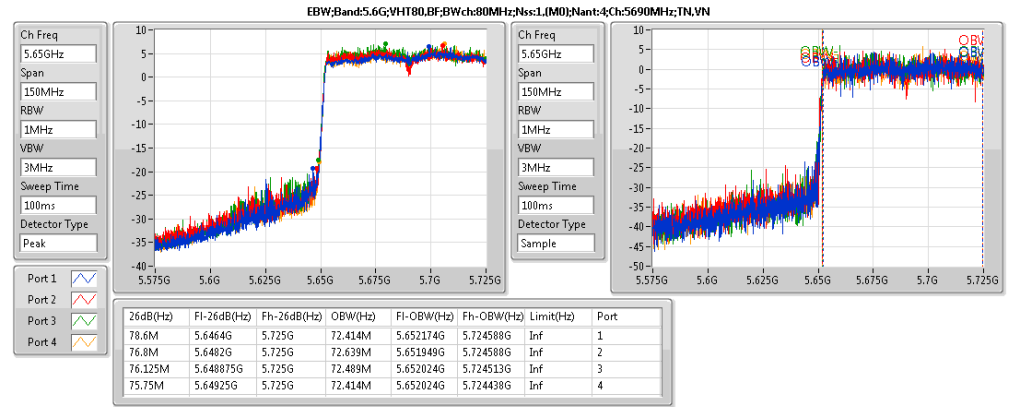
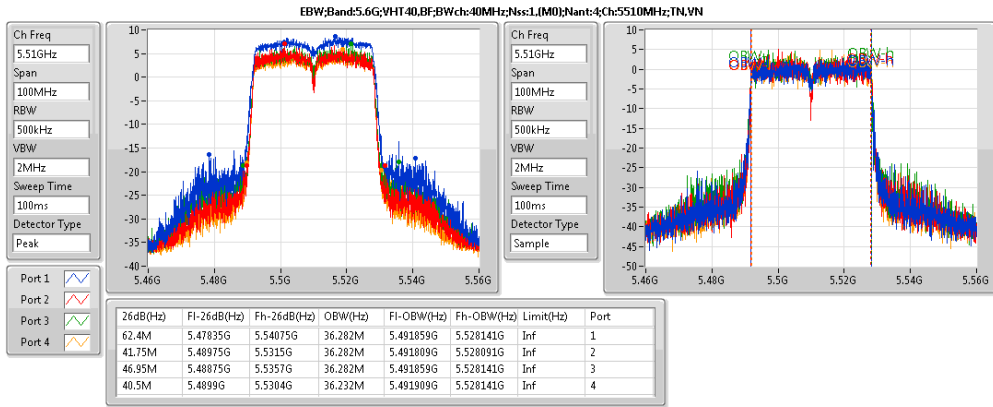
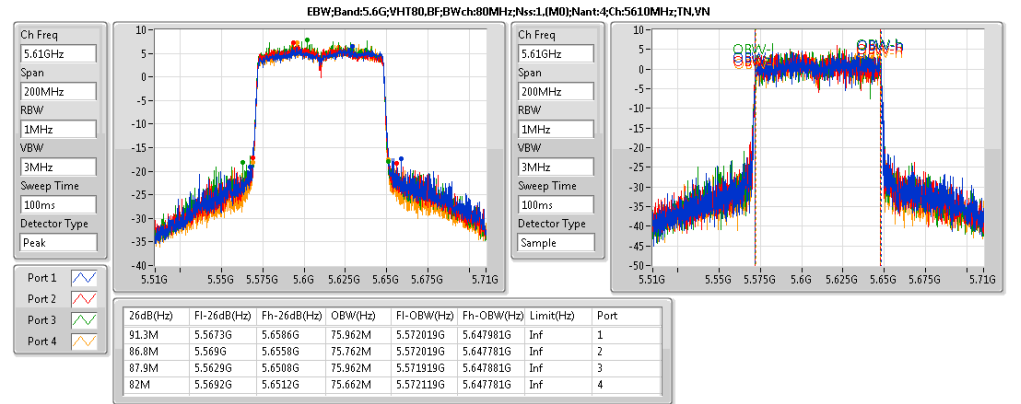
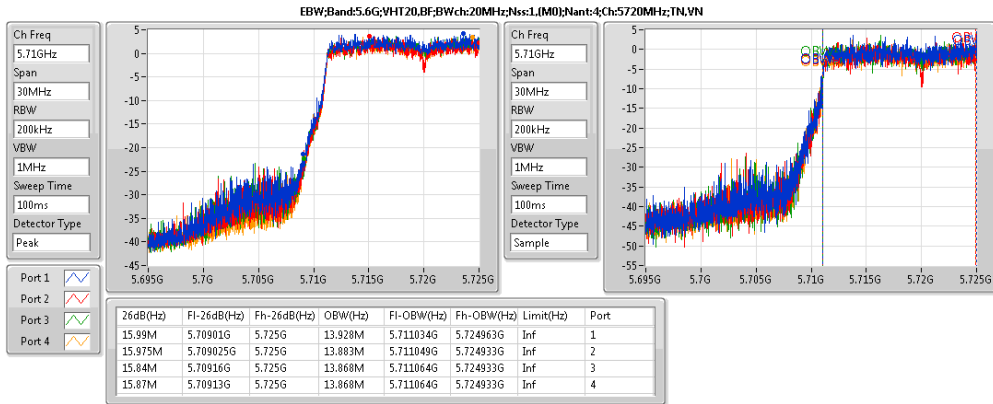
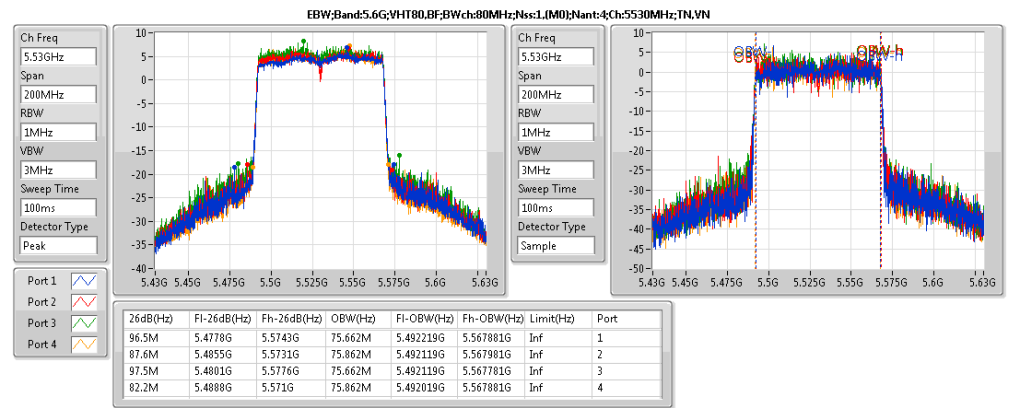
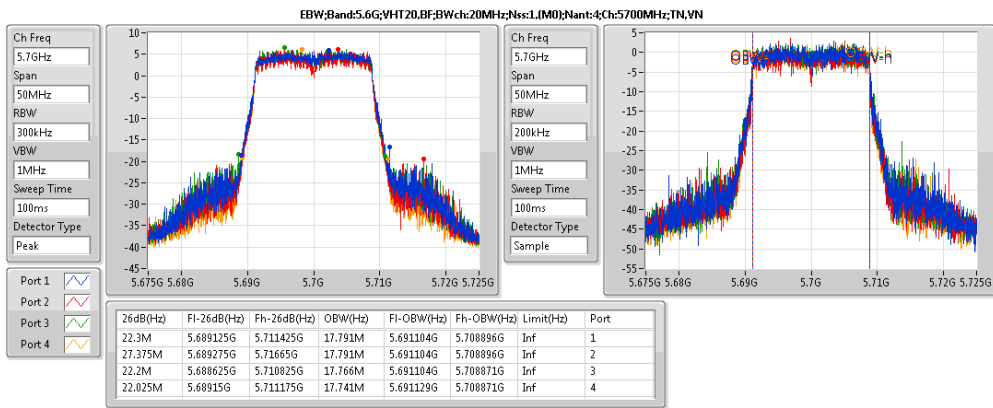






# Antenna 1 EBW Result







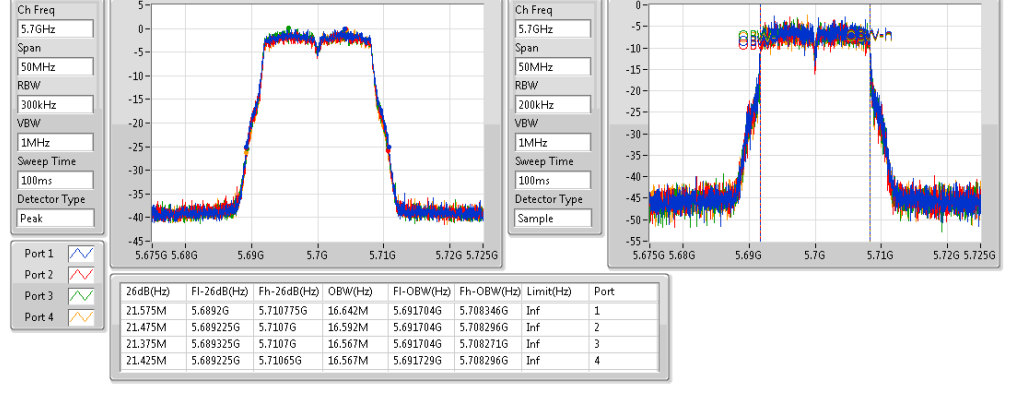
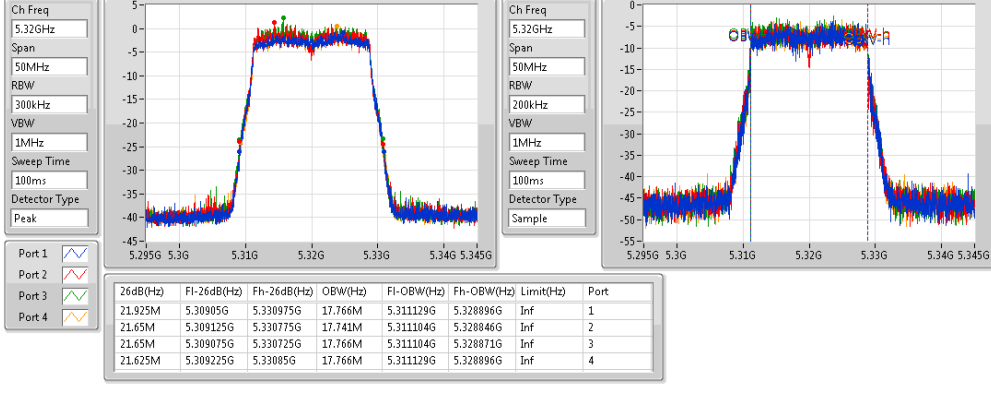
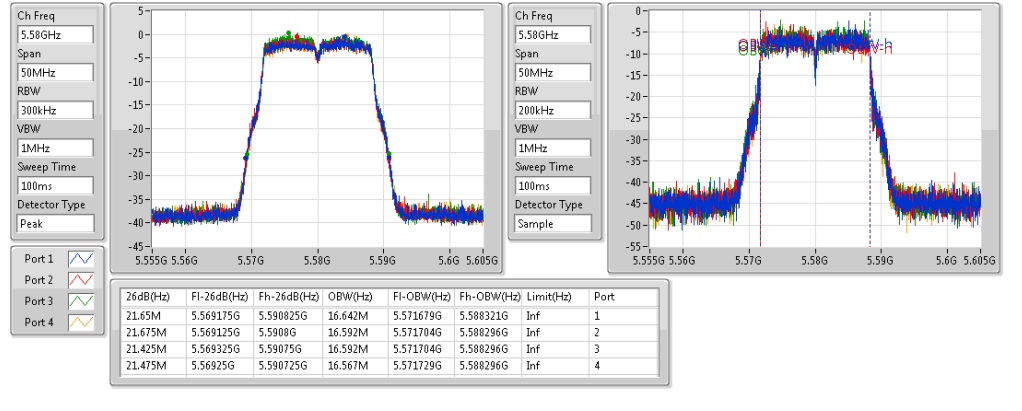
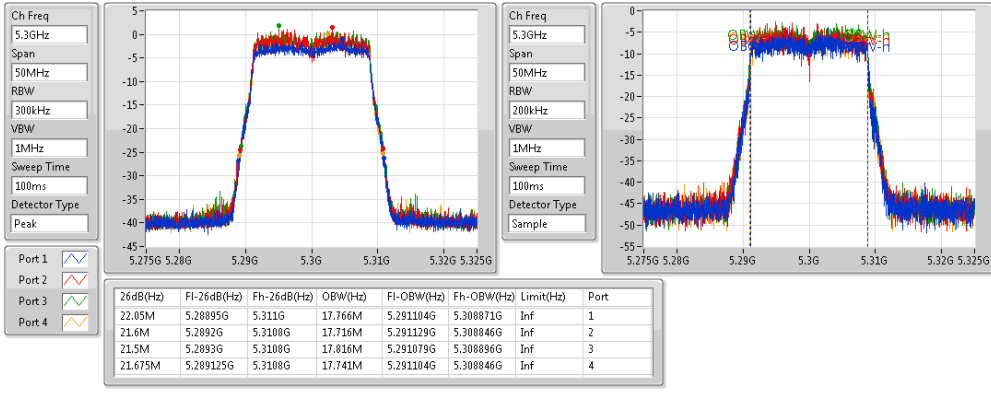
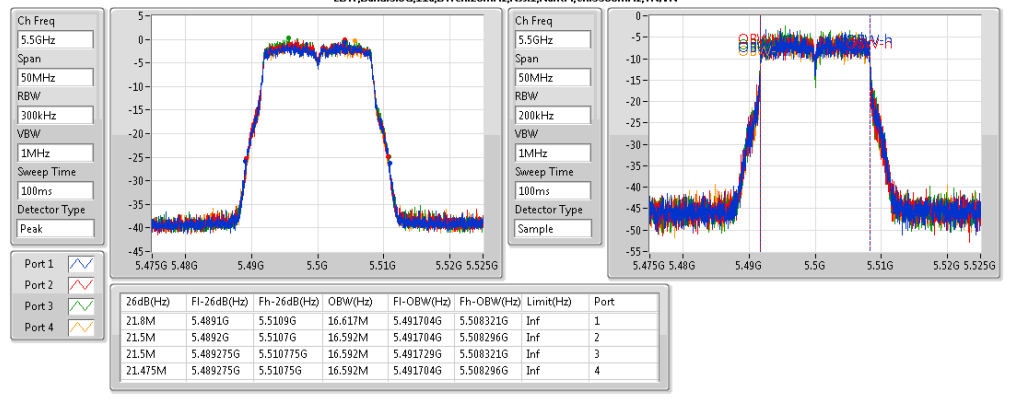
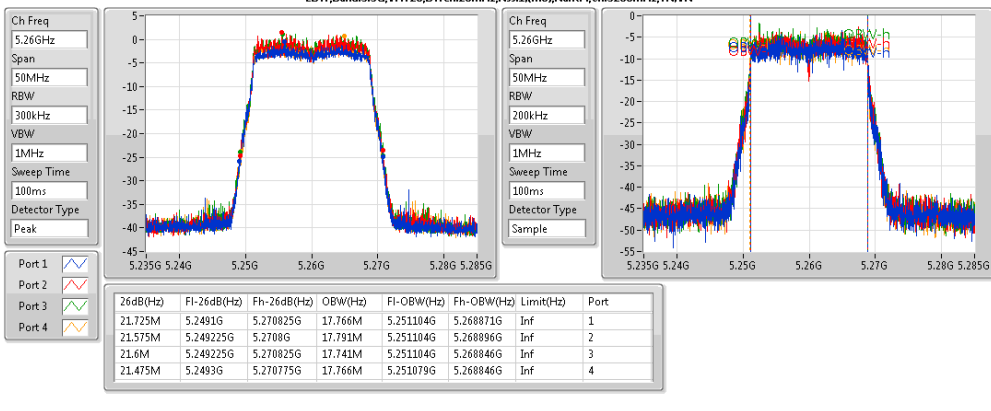
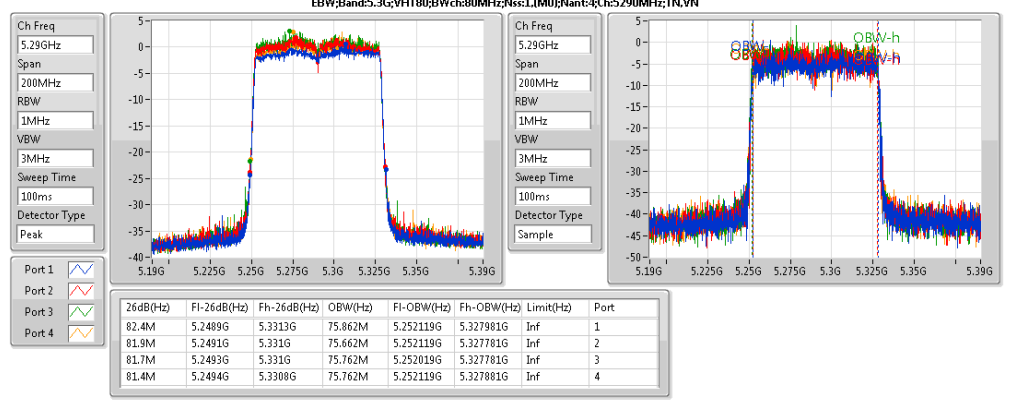
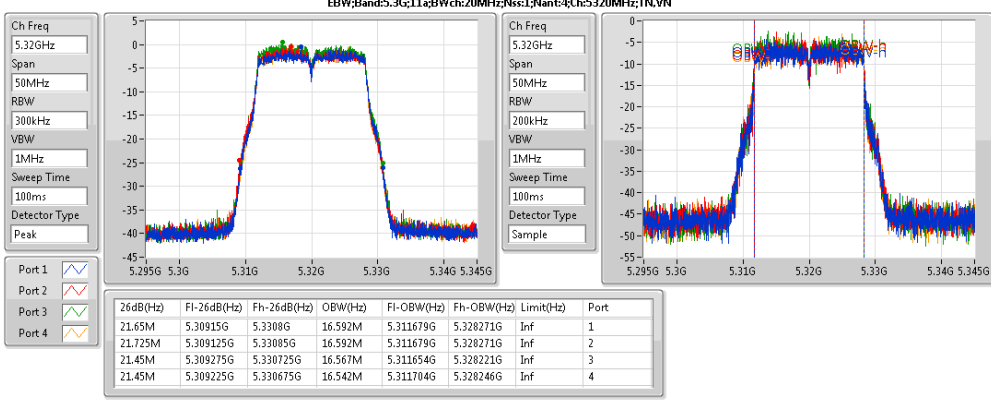
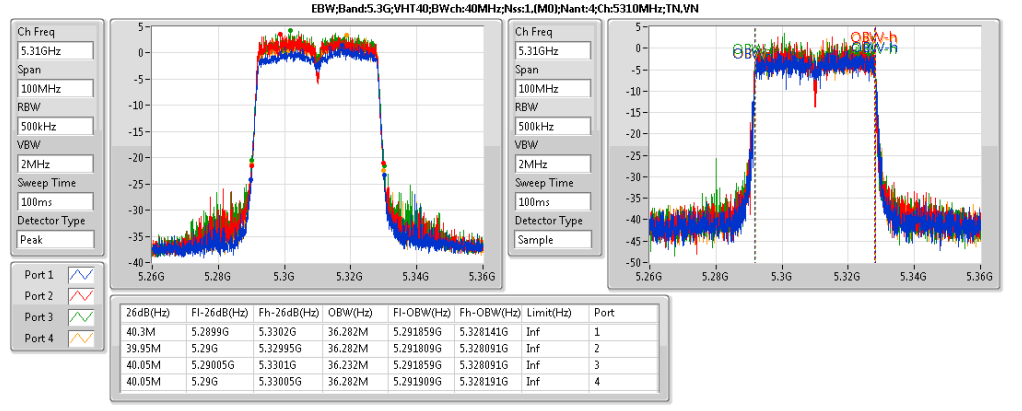
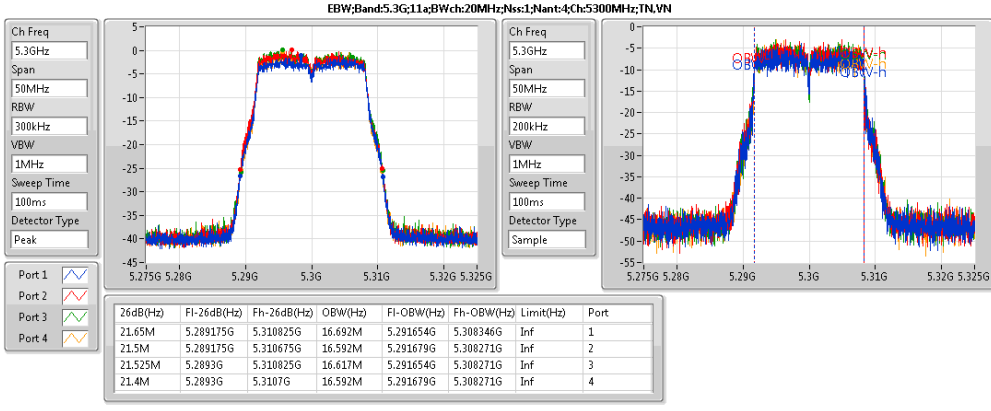
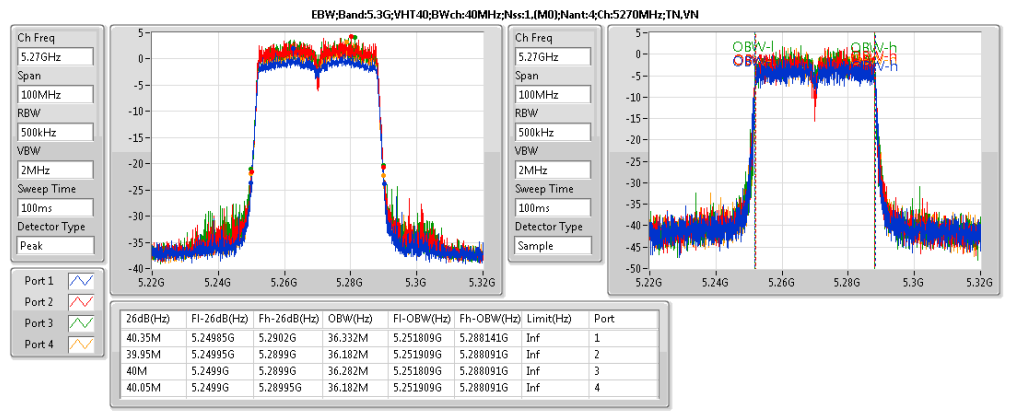
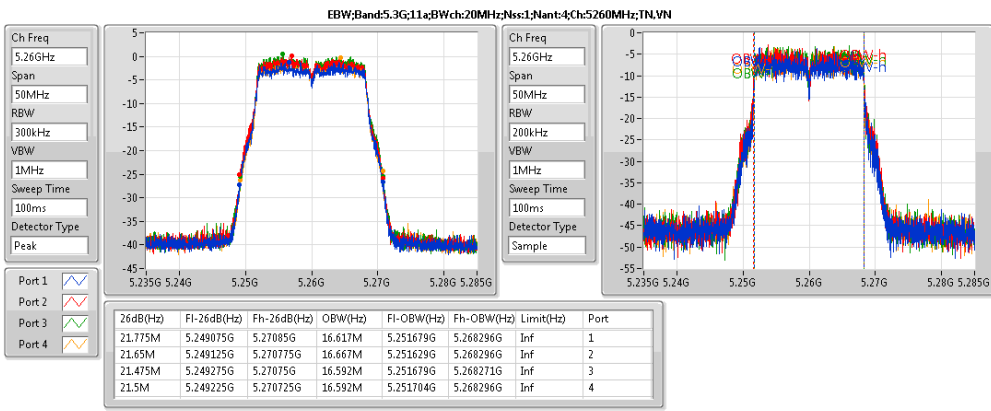
Summary

| Mode                        | Max-N dB<br>(Hz) | Max-OBW<br>(Hz) | ITU-Code | Min-N dB<br>(Hz) | Min-OBW<br>(Hz) |
|-----------------------------|------------------|-----------------|----------|------------------|-----------------|
| 5.3G;11a:Nss1:Ntx4          | 21.775M          | 16.692M         | 16M7D1D  | 21.4M            | 16.542M         |
| 5.3G;VHT20:Nss1,(M):Ntx4    | 22.05M           | 17.816M         | 17M8D1D  | 21.475M          | 17.716M         |
| 5.3G;VHT40:Nss1,(M):Ntx4    | 40.35M           | 36.332M         | 36M3D1D  | 39.95M           | 36.182M         |
| 5.3G;VHT80:Nss1,(M):Ntx4    | 82.4M            | 75.862M         | 75M9D1D  | 81.4M            | 75.662M         |
| 5.6G;11a:Nss1:Ntx4          | 21.8M            | 16.642M         | 16M6D1D  | 15.6M            | 13.238M         |
| 5.6G;VHT20:Nss1,(M):Ntx4    | 22.075M          | 17.791M         | 17M8D1D  | 15.705M          | 13.823M         |
| 5.6G;VHT40:Nss1,(M):Ntx4    | 40.35M           | 36.382M         | 36M4D1D  | 34.895M          | 32.954M         |
| 5.6G;VHT80:Nss1,(M):Ntx4    | 95.2M            | 75.962M         | 76M0D1D  | 75.525M          | 72.489M         |
| 5.8G;11a:Nss1:Ntx4          | 3.18M            | 4.198M          | 4M20D1D  | 3.16M            | 4.058M          |
| 5.8G;VHT20:Nss1,(M):Ntx4    | 3.82M            | 4.418M          | 4M42D1D  | 3.78M            | 4.358M          |
| 5.8G;VHT40:Nss1,(M):Ntx4    | 3.2M             | 3.718M          | 3M72D1D  | 3.16M            | 3.698M          |
| 5.8G;VHT80:Nss1,(M):Ntx4    | 3.16M            | 14.953M         | 15M0D1D  | 3.14M            | 6.237M          |
| 5.3G;VHT20,BF:Nss1,(M):Ntx4 | 21.825M          | 17.816M         | 17M8D1D  | 21.475M          | 17.716M         |
| 5.3G;VHT40,BF:Nss1,(M):Ntx4 | 40.3M            | 36.282M         | 36M3D1D  | 39.6M            | 36.232M         |
| 5.3G;VHT80,BF:Nss1,(M):Ntx4 | 82M              | 75.962M         | 76M0D1D  | 81.6M            | 75.762M         |
| 5.6G;VHT20,BF:Nss1,(M):Ntx4 | 21.825M          | 17.791M         | 17M8D1D  | 15.66M           | 13.853M         |
| 5.6G;VHT40,BF:Nss1,(M):Ntx4 | 40.6M            | 36.432M         | 36M4D1D  | 34.825M          | 32.954M         |
| 5.6G;VHT80,BF:Nss1,(M):Ntx4 | 82.5M            | 75.962M         | 76M0D1D  | 75.6M            | 72.489M         |
| 5.8G;VHT20,BF:Nss1,(M):Ntx4 | 3.8M             | 4.418M          | 4M42D1D  | 3.8M             | 4.378M          |
| 5.8G;VHT40,BF:Nss1,(M):Ntx4 | 3.18M            | 4.018M          | 4M02D1D  | 3.14M            | 3.878M          |
| 5.8G;VHT80,BF:Nss1,(M):Ntx4 | 3.16M            | 17.411M         | 17M4D1D  | 3.14M            | 15.492M         |



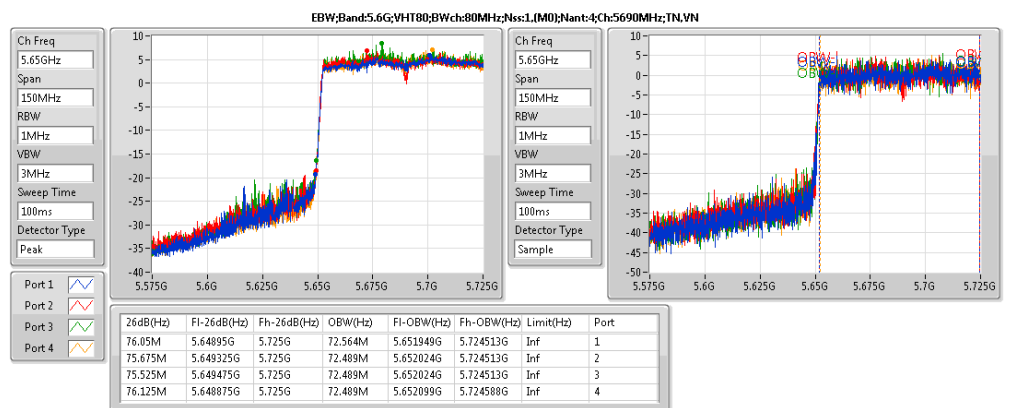
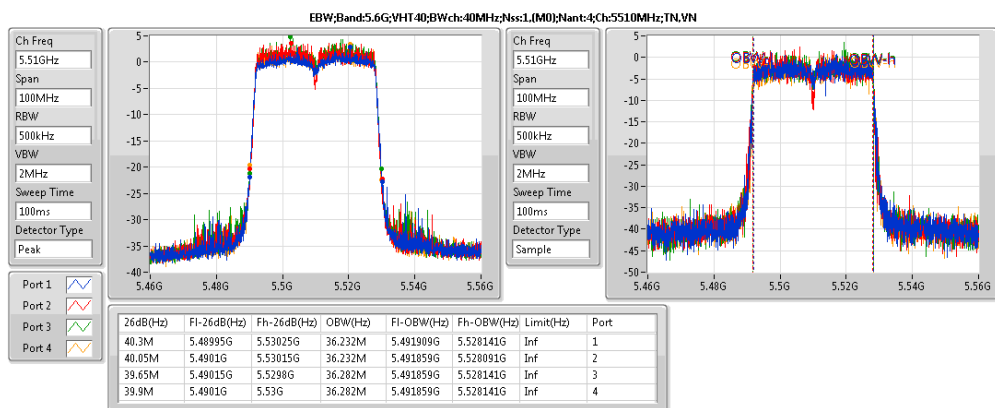
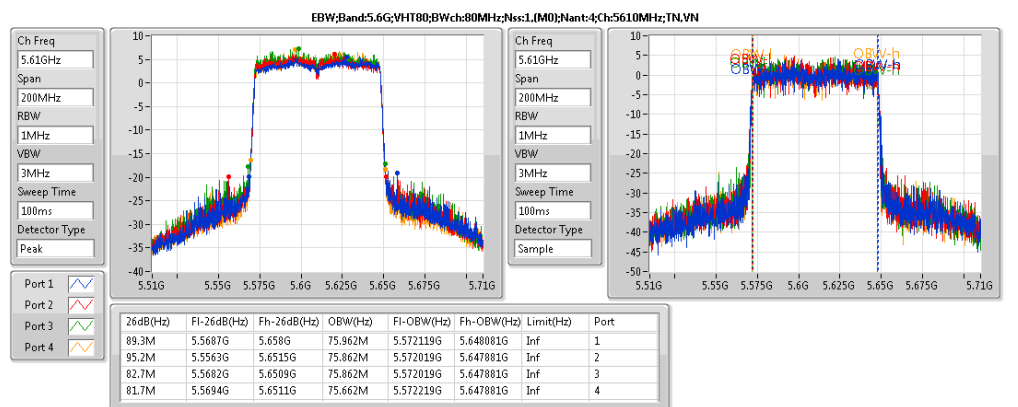
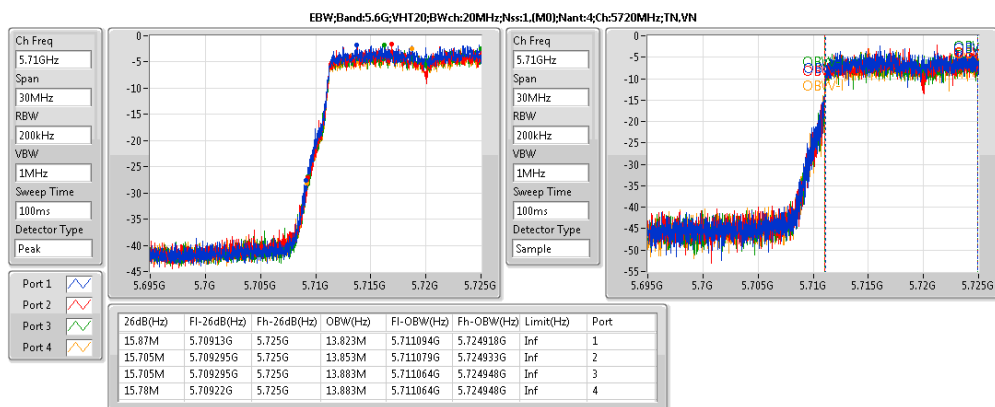
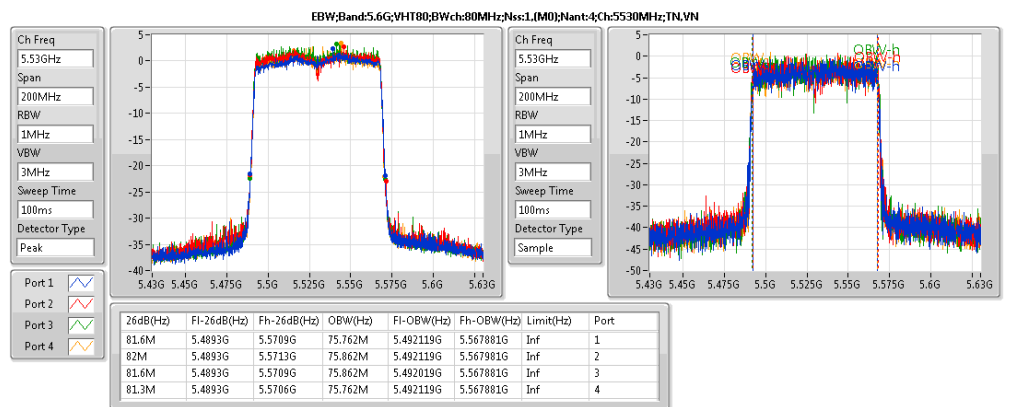
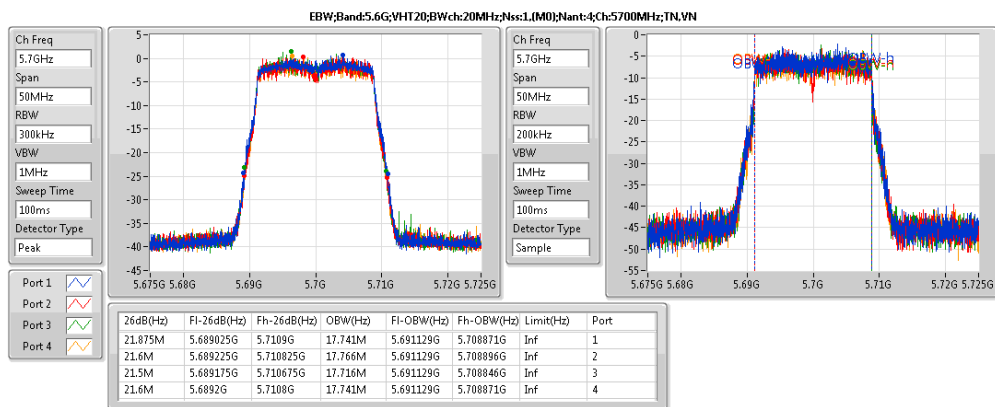
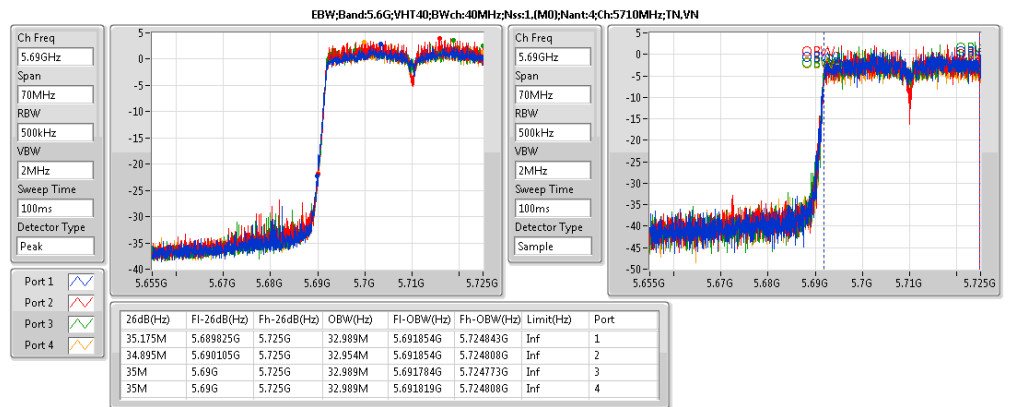
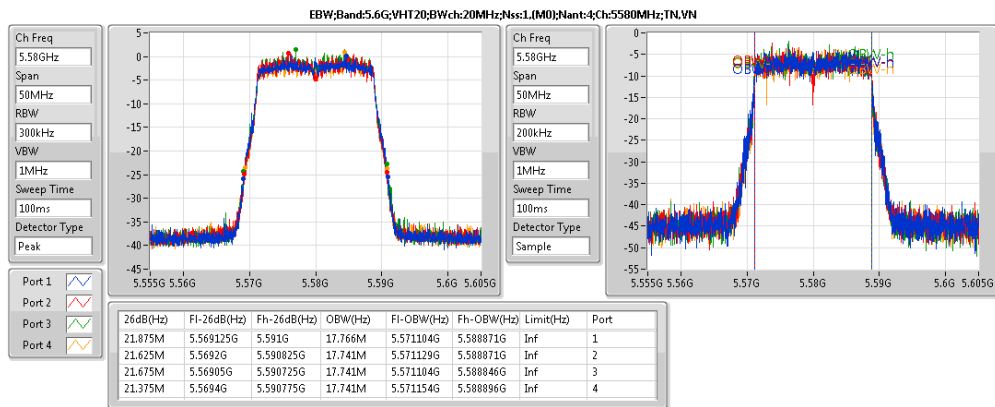
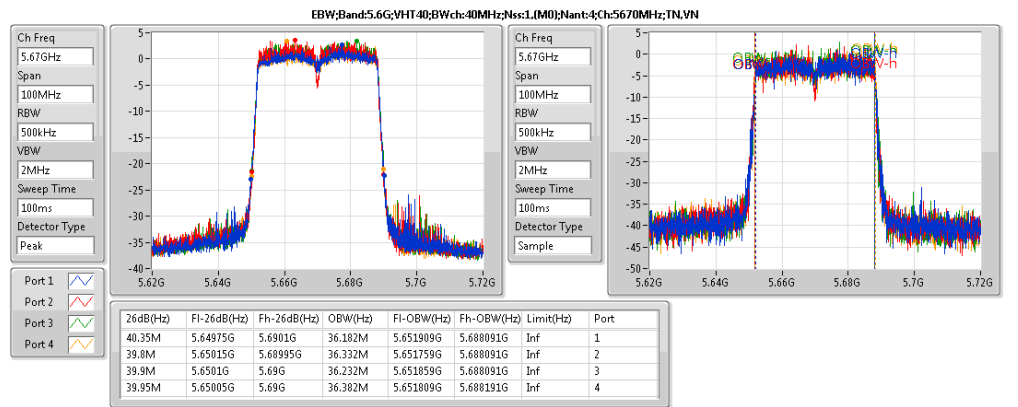
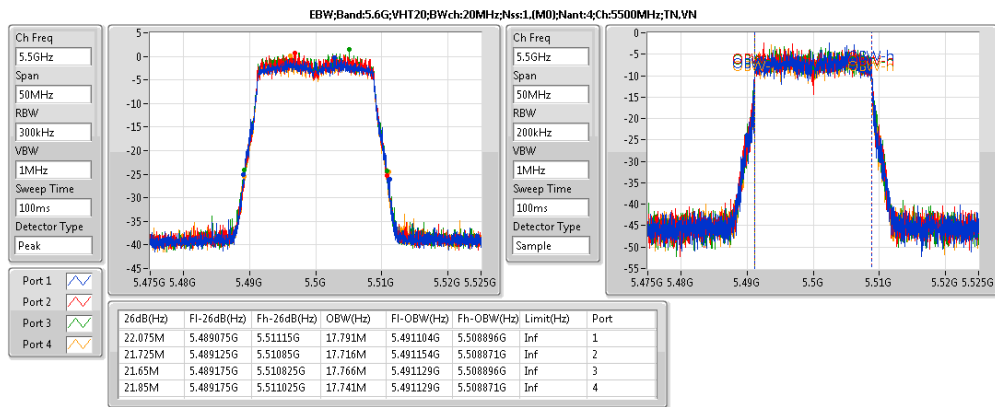
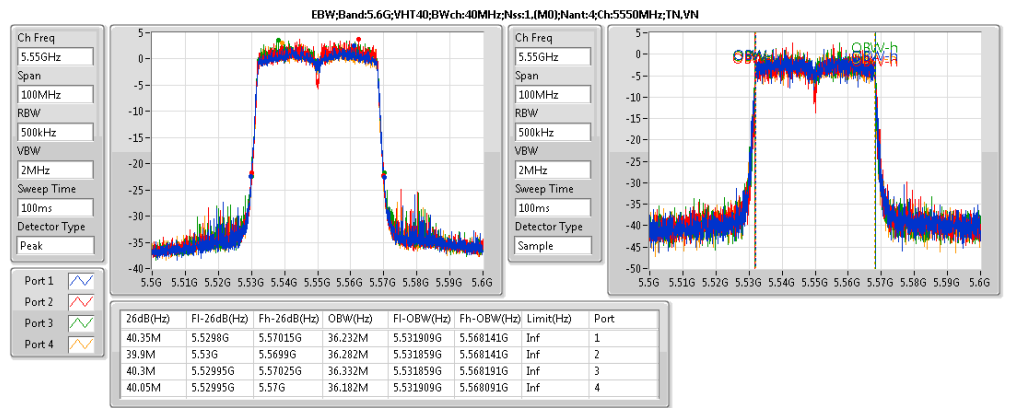
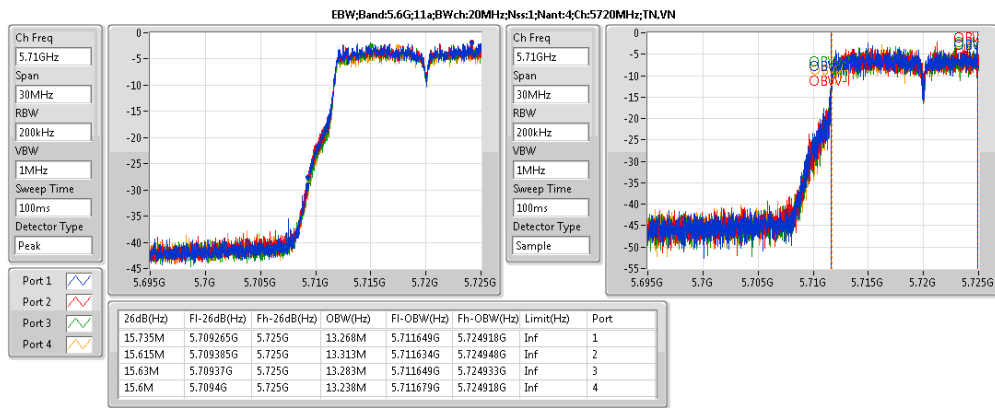
Result

| Mode                              | Result | Limit (Hz) | P1-N dB (Hz) | P1-OBW (Hz) | P2-N dB (Hz) | P2-OBW (Hz) | P3-N dB (Hz) | P3-OBW (Hz) | P4-N dB (Hz) | P4-OBW (Hz) |
|-----------------------------------|--------|------------|--------------|-------------|--------------|-------------|--------------|-------------|--------------|-------------|
| 5.3G;11a;Nss1;Ntx4;5260           | Pass   | Inf        | 21.775M      | 16.617M     | 21.65M       | 16.667M     | 21.475M      | 16.592M     | 21.5M        | 16.592M     |
| 5.3G;11a;Nss1;Ntx4;5300           | Pass   | Inf        | 21.65M       | 16.692M     | 21.5M        | 16.592M     | 21.525M      | 16.617M     | 21.4M        | 16.592M     |
| 5.3G;11a;Nss1;Ntx4;5320           | Pass   | Inf        | 21.65M       | 16.592M     | 21.725M      | 16.592M     | 21.45M       | 16.567M     | 21.45M       | 16.542M     |
| 5.3G;VHT20;Nss1,(M0);Ntx4;5260    | Pass   | Inf        | 21.725M      | 17.766M     | 21.575M      | 17.791M     | 21.6M        | 17.741M     | 21.475M      | 17.766M     |
| 5.3G;VHT20;Nss1,(M0);Ntx4;5300    | Pass   | Inf        | 22.05M       | 17.766M     | 21.6M        | 17.716M     | 21.5M        | 17.816M     | 21.675M      | 17.741M     |
| 5.3G;VHT20;Nss1,(M0);Ntx4;5320    | Pass   | Inf        | 21.925M      | 17.766M     | 21.65M       | 17.741M     | 21.65M       | 17.766M     | 21.625M      | 17.766M     |
| 5.3G;VHT40;Nss1,(M0);Ntx4;5270    | Pass   | Inf        | 40.35M       | 36.332M     | 39.95M       | 36.182M     | 40M          | 36.282M     | 40.05M       | 36.182M     |
| 5.3G;VHT40;Nss1,(M0);Ntx4;5310    | Pass   | Inf        | 40.3M        | 36.282M     | 39.95M       | 36.282M     | 40.05M       | 36.232M     | 40.05M       | 36.282M     |
| 5.3G;VHT80;Nss1,(M0);Ntx4;5290    | Pass   | Inf        | 82.4M        | 75.862M     | 81.9M        | 75.662M     | 81.7M        | 75.762M     | 81.4M        | 75.762M     |
| 5.6G;11a;Nss1;Ntx4;5500           | Pass   | Inf        | 21.8M        | 16.617M     | 21.5M        | 16.592M     | 21.5M        | 16.592M     | 21.475M      | 16.592M     |
| 5.6G;11a;Nss1;Ntx4;5580           | Pass   | Inf        | 21.65M       | 16.642M     | 21.675M      | 16.592M     | 21.425M      | 16.592M     | 21.475M      | 16.567M     |
| 5.6G;11a;Nss1;Ntx4;5700           | Pass   | Inf        | 21.575M      | 16.642M     | 21.475M      | 16.592M     | 21.375M      | 16.567M     | 21.425M      | 16.567M     |
| 5.6G;11a;Nss1;Ntx4;5720           | Pass   | Inf        | 15.735M      | 13.268M     | 15.615M      | 13.313M     | 15.63M       | 13.283M     | 15.6M        | 13.238M     |
| 5.6G;VHT20;Nss1,(M0);Ntx4;5500    | Pass   | Inf        | 22.075M      | 17.791M     | 21.725M      | 17.716M     | 21.65M       | 17.766M     | 21.85M       | 17.741M     |
| 5.6G;VHT20;Nss1,(M0);Ntx4;5580    | Pass   | Inf        | 21.875M      | 17.766M     | 21.625M      | 17.741M     | 21.675M      | 17.741M     | 21.375M      | 17.741M     |
| 5.6G;VHT20;Nss1,(M0);Ntx4;5700    | Pass   | Inf        | 21.875M      | 17.741M     | 21.6M        | 17.766M     | 21.5M        | 17.716M     | 21.6M        | 17.741M     |
| 5.6G;VHT20;Nss1,(M0);Ntx4;5720    | Pass   | Inf        | 15.87M       | 13.823M     | 15.705M      | 13.853M     | 15.705M      | 13.883M     | 15.78M       | 13.883M     |
| 5.6G;VHT40;Nss1,(M0);Ntx4;5510    | Pass   | Inf        | 40.3M        | 36.232M     | 40.05M       | 36.232M     | 39.65M       | 36.282M     | 39.9M        | 36.282M     |
| 5.6G;VHT40;Nss1,(M0);Ntx4;5550    | Pass   | Inf        | 40.35M       | 36.232M     | 39.9M        | 36.282M     | 40.3M        | 36.332M     | 40.05M       | 36.182M     |
| 5.6G;VHT40;Nss1,(M0);Ntx4;5670    | Pass   | Inf        | 40.35M       | 36.182M     | 39.8M        | 36.332M     | 39.9M        | 36.232M     | 39.95M       | 36.382M     |
| 5.6G;VHT40;Nss1,(M0);Ntx4;5710    | Pass   | Inf        | 35.175M      | 32.989M     | 34.895M      | 32.954M     | 35M          | 32.989M     | 35M          | 32.989M     |
| 5.6G;VHT80;Nss1,(M0);Ntx4;5530    | Pass   | Inf        | 81.6M        | 75.762M     | 82M          | 75.862M     | 81.6M        | 75.862M     | 81.3M        | 75.762M     |
| 5.6G;VHT80;Nss1,(M0);Ntx4;5610    | Pass   | Inf        | 89.3M        | 75.962M     | 95.2M        | 75.862M     | 82.7M        | 75.862M     | 81.7M        | 75.662M     |
| 5.6G;VHT80;Nss1,(M0);Ntx4;5690    | Pass   | Inf        | 76.05M       | 72.564M     | 75.675M      | 72.489M     | 75.525M      | 72.489M     | 76.125M      | 72.489M     |
| 5.8G;11a;Nss1;Ntx4;5720           | Pass   | 500k       | 3.16M        | 4.198M      | 3.16M        | 4.058M      | 3.16M        | 4.118M      | 3.18M        | 4.138M      |
| 5.8G;VHT20;Nss1,(M0);Ntx4;5720    | Pass   | 500k       | 3.8M         | 4.398M      | 3.8M         | 4.358M      | 3.82M        | 4.378M      | 3.78M        | 4.418M      |
| 5.8G;VHT40;Nss1,(M0);Ntx4;5710    | Pass   | 500k       | 3.18M        | 3.718M      | 3.2M         | 3.718M      | 3.16M        | 3.698M      | 3.16M        | 3.718M      |
| 5.8G;VHT80;Nss1,(M0);Ntx4;5690    | Pass   | 500k       | 3.14M        | 10.375M     | 3.16M        | 14.953M     | 3.16M        | 10.535M     | 3.14M        | 6.237M      |
| 5.3G;VHT20,BF;Nss1,(M0);Ntx4;5260 | Pass   | Inf        | 21.825M      | 17.816M     | 21.5M        | 17.741M     | 21.6M        | 17.791M     | 21.7M        | 17.716M     |
| 5.3G;VHT20,BF;Nss1,(M0);Ntx4;5300 | Pass   | Inf        | 21.825M      | 17.791M     | 21.575M      | 17.741M     | 21.575M      | 17.766M     | 21.575M      | 17.766M     |
| 5.3G;VHT20,BF;Nss1,(M0);Ntx4;5320 | Pass   | Inf        | 21.8M        | 17.766M     | 21.825M      | 17.741M     | 21.475M      | 17.741M     | 21.725M      | 17.766M     |
| 5.3G;VHT40,BF;Nss1,(M0);Ntx4;5270 | Pass   | Inf        | 40.2M        | 36.282M     | 39.6M        | 36.282M     | 39.9M        | 36.232M     | 40.05M       | 36.232M     |
| 5.3G;VHT40,BF;Nss1,(M0);Ntx4;5310 | Pass   | Inf        | 40.3M        | 36.282M     | 40M          | 36.232M     | 40.1M        | 36.232M     | 39.9M        | 36.232M     |
| 5.3G;VHT80,BF;Nss1,(M0);Ntx4;5290 | Pass   | Inf        | 82M          | 75.962M     | 81.7M        | 75.862M     | 81.6M        | 75.762M     | 81.6M        | 75.962M     |
| 5.6G;VHT20,BF;Nss1,(M0);Ntx4;5500 | Pass   | Inf        | 21.775M      | 17.766M     | 21.5M        | 17.691M     | 21.45M       | 17.716M     | 21.475M      | 17.741M     |
| 5.6G;VHT20,BF;Nss1,(M0);Ntx4;5580 | Pass   | Inf        | 21.825M      | 17.766M     | 21.55M       | 17.741M     | 21.525M      | 17.791M     | 21.625M      | 17.741M     |
| 5.6G;VHT20,BF;Nss1,(M0);Ntx4;5700 | Pass   | Inf        | 21.8M        | 17.766M     | 21.5M        | 17.791M     | 21.5M        | 17.741M     | 21.7M        | 17.741M     |
| 5.6G;VHT20,BF;Nss1,(M0);Ntx4;5720 | Pass   | Inf        | 15.825M      | 13.898M     | 15.66M       | 13.853M     | 15.75M       | 13.883M     | 15.81M       | 13.853M     |
| 5.6G;VHT40,BF;Nss1,(M0);Ntx4;5510 | Pass   | Inf        | 40.6M        | 36.282M     | 39.75M       | 36.282M     | 40M          | 36.332M     | 39.7M        | 36.432M     |
| 5.6G;VHT40,BF;Nss1,(M0);Ntx4;5550 | Pass   | Inf        | 40.4M        | 36.282M     | 40M          | 36.332M     | 39.8M        | 36.332M     | 40M          | 36.232M     |
| 5.6G;VHT40,BF;Nss1,(M0);Ntx4;5670 | Pass   | Inf        | 40.35M       | 36.282M     | 39.8M        | 36.332M     | 40M          | 36.332M     | 39.9M        | 36.382M     |
| 5.6G;VHT40,BF;Nss1,(M0);Ntx4;5710 | Pass   | Inf        | 35.245M      | 32.989M     | 34.825M      | 33.058M     | 34.895M      | 32.954M     | 34.825M      | 32.989M     |
| 5.6G;VHT80,BF;Nss1,(M0);Ntx4;5530 | Pass   | Inf        | 82.1M        | 75.762M     | 82.5M        | 75.562M     | 81.6M        | 75.862M     | 81.9M        | 75.962M     |
| 5.6G;VHT80,BF;Nss1,(M0);Ntx4;5610 | Pass   | Inf        | 82.2M        | 75.762M     | 81.6M        | 75.962M     | 81M          | 75.862M     | 81.2M        | 75.762M     |
| 5.6G;VHT80,BF;Nss1,(M0);Ntx4;5690 | Pass   | Inf        | 75.9M        | 72.489M     | 75.9M        | 72.489M     | 75.6M        | 72.489M     | 76.125M      | 72.714M     |
| 5.8G;VHT20,BF;Nss1,(M0);Ntx4;5720 | Pass   | 500k       | 3.8M         | 4.378M      | 3.8M         | 4.398M      | 3.8M         | 4.418M      | 3.8M         | 4.378M      |
| 5.8G;VHT40,BF;Nss1,(M0);Ntx4;5710 | Pass   | 500k       | 3.14M        | 4.018M      | 3.16M        | 3.878M      | 3.18M        | 3.958M      | 3.16M        | 3.998M      |
| 5.8G;VHT80,BF;Nss1,(M0);Ntx4;5690 | Pass   | 500k       | 3.14M        | 15.932M     | 3.16M        | 17.411M     | 3.16M        | 15.492M     | 3.16M        | 16.612M     |

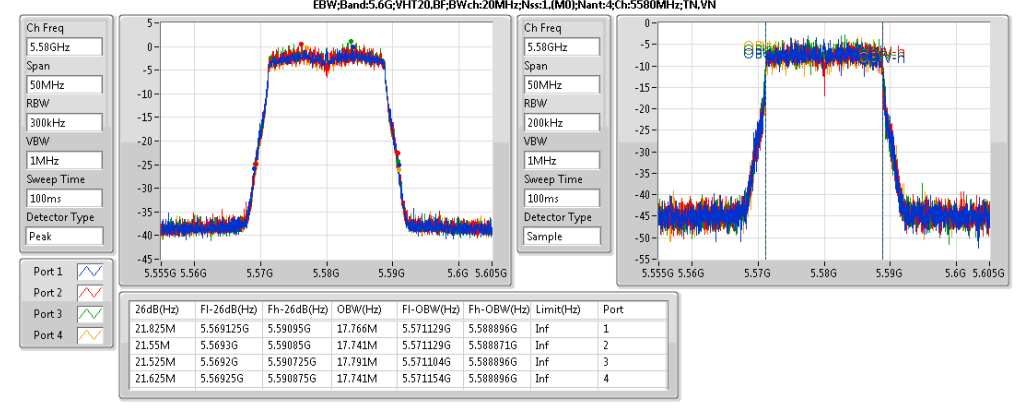
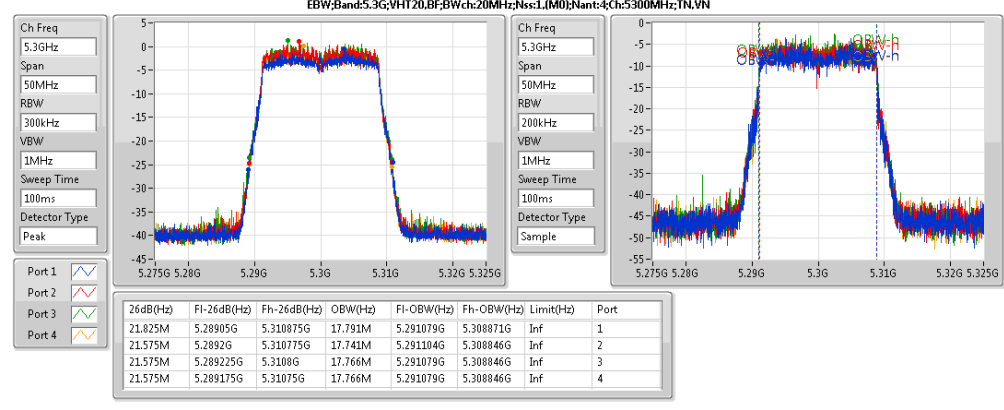
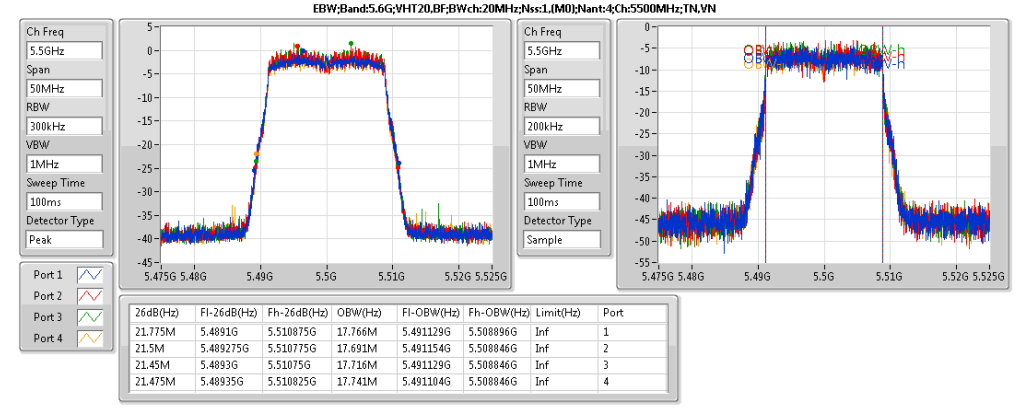
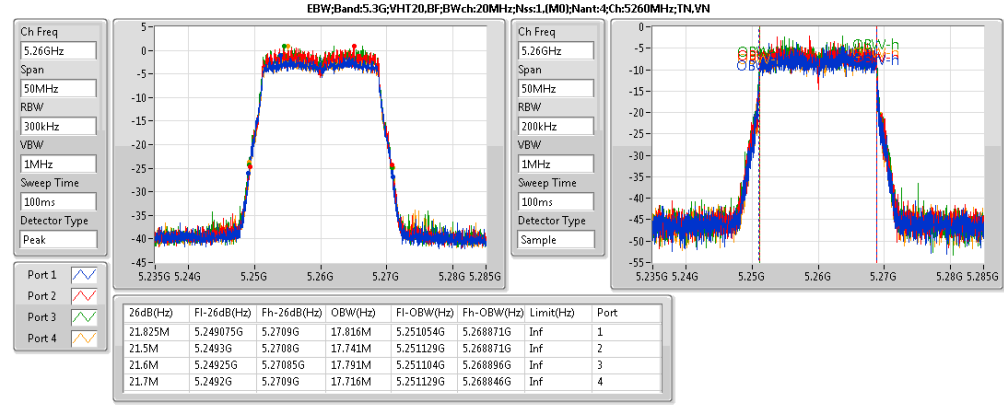
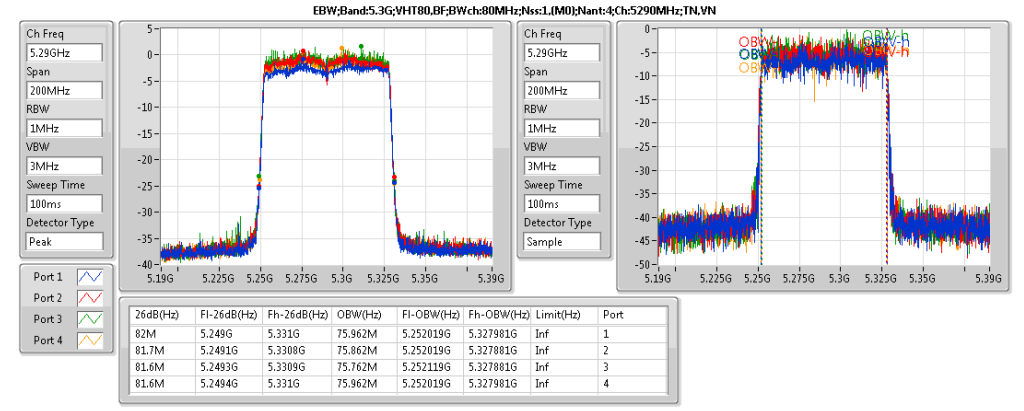
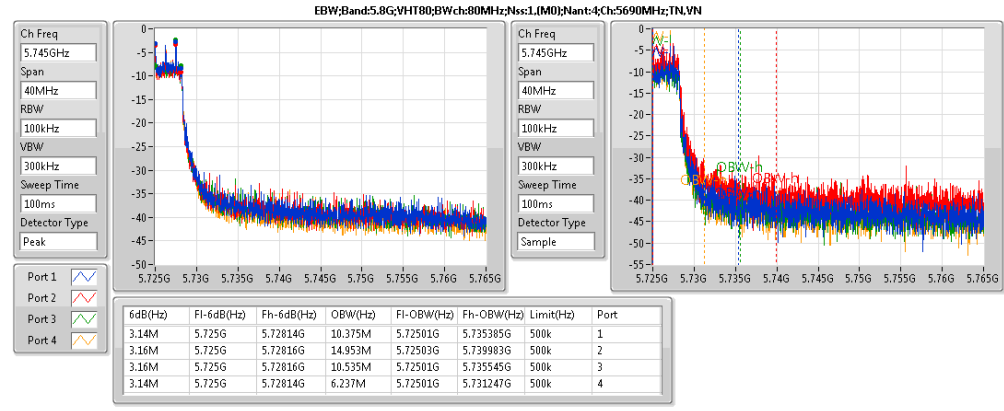
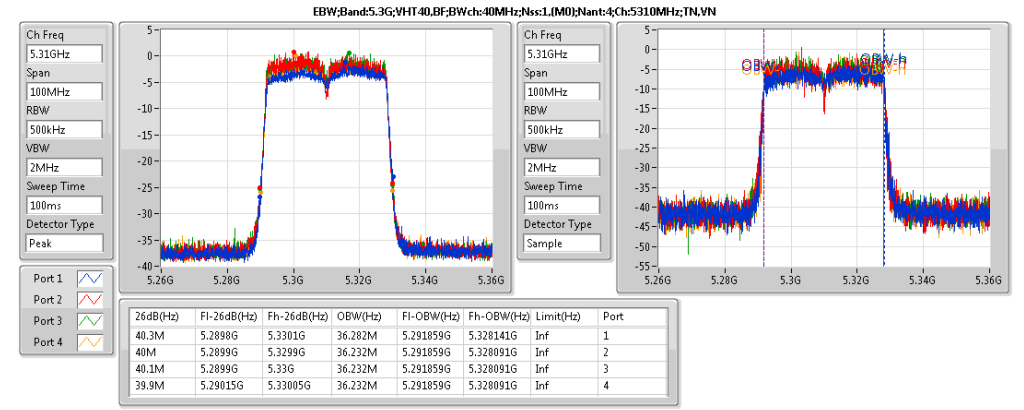
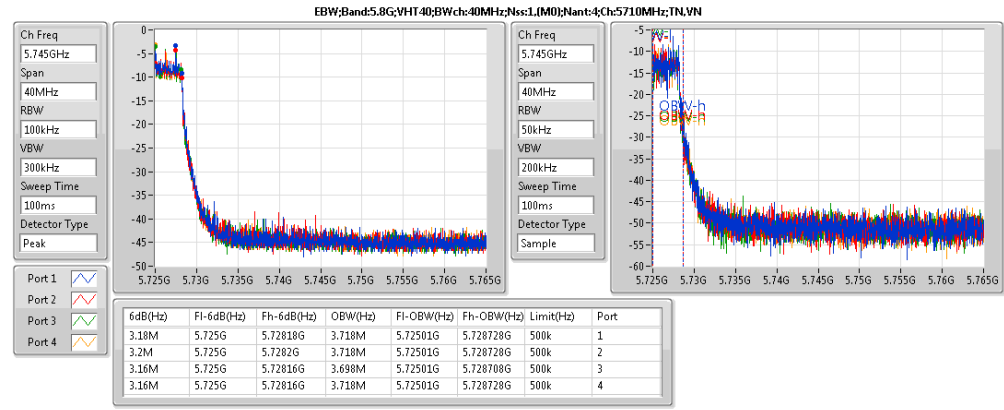
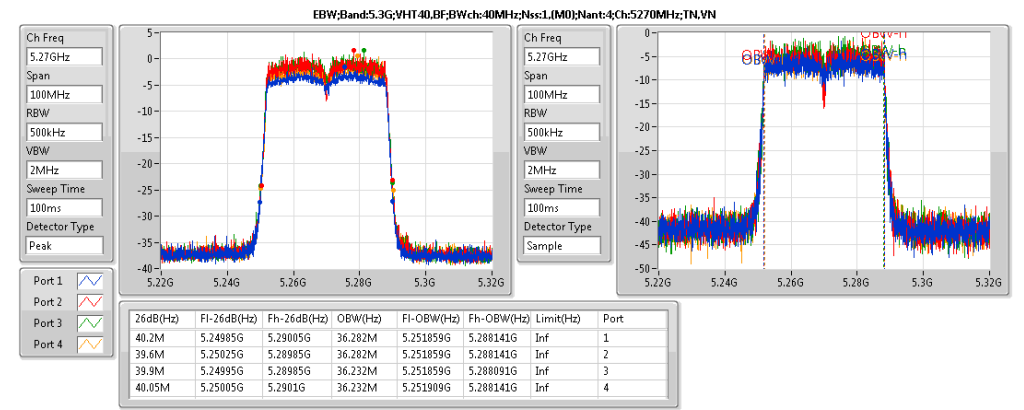
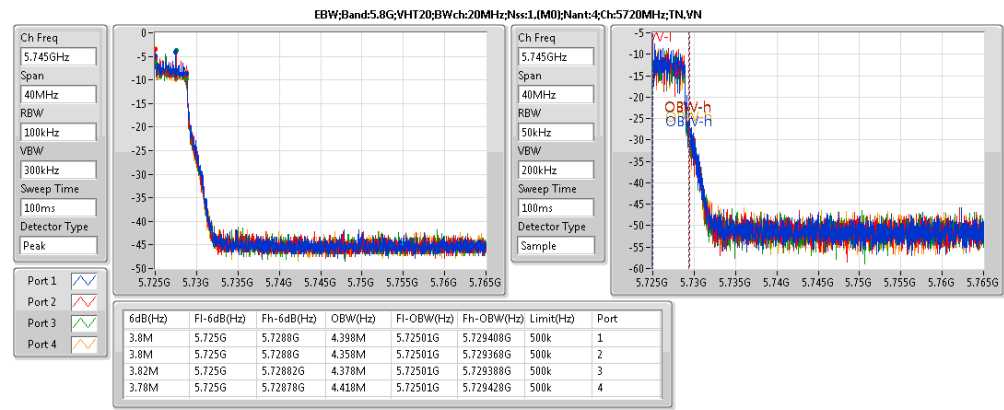
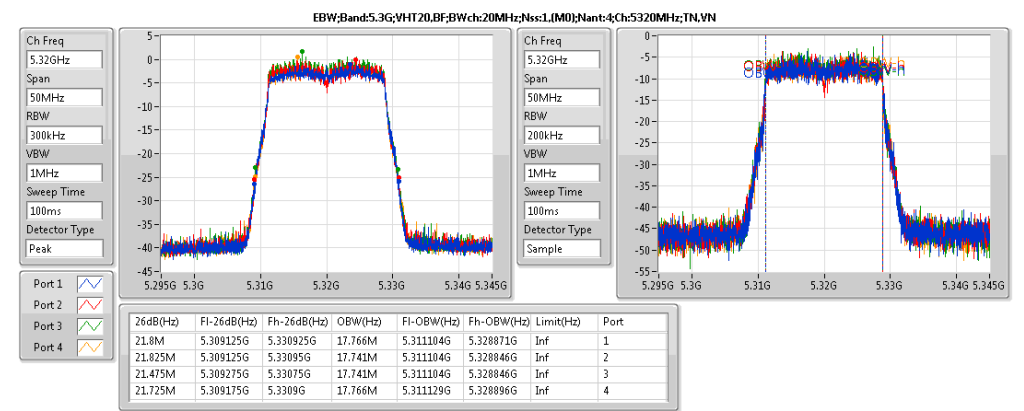
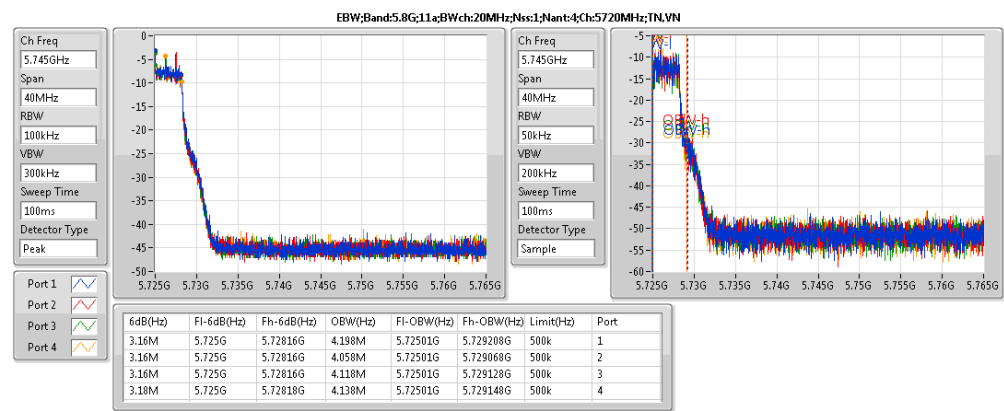


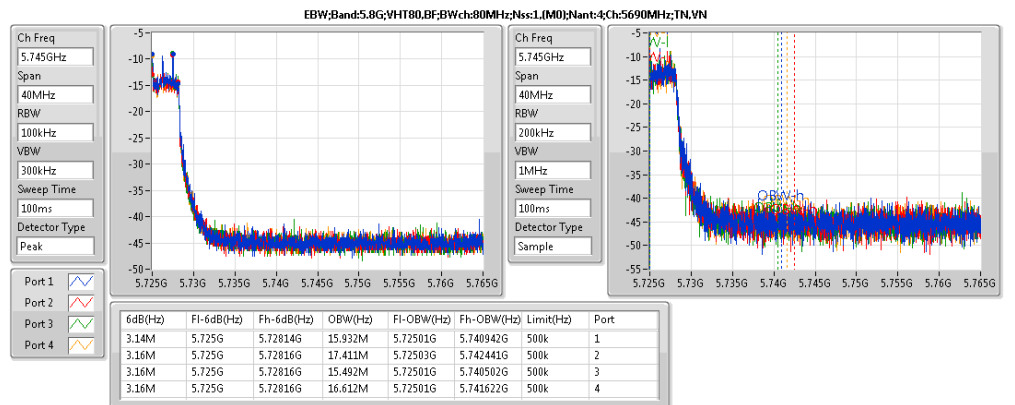
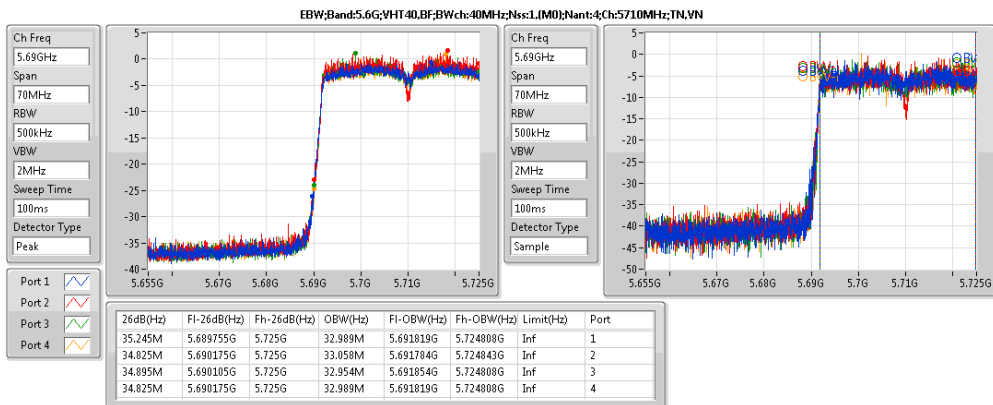
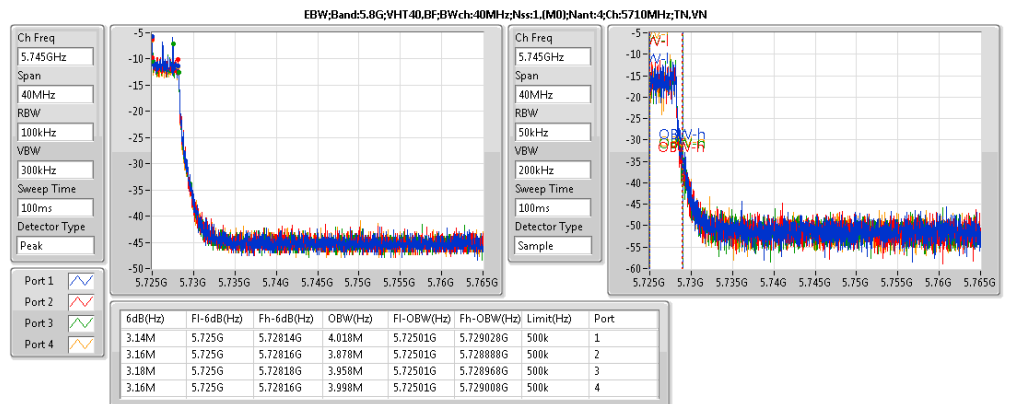
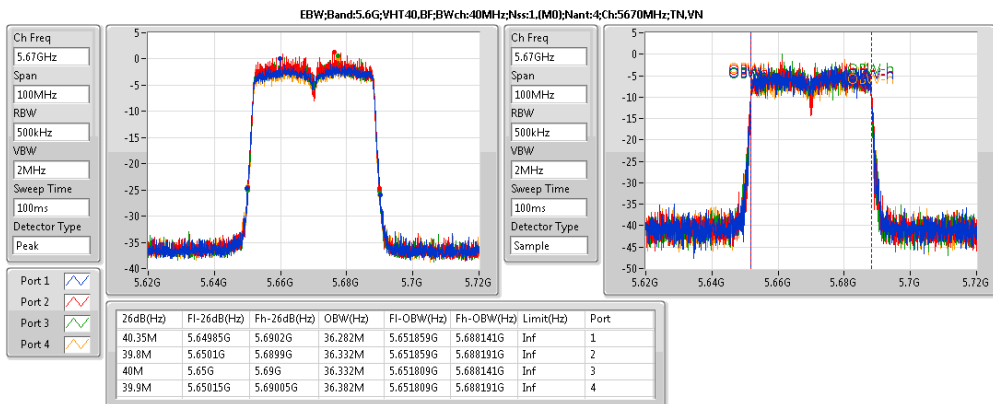
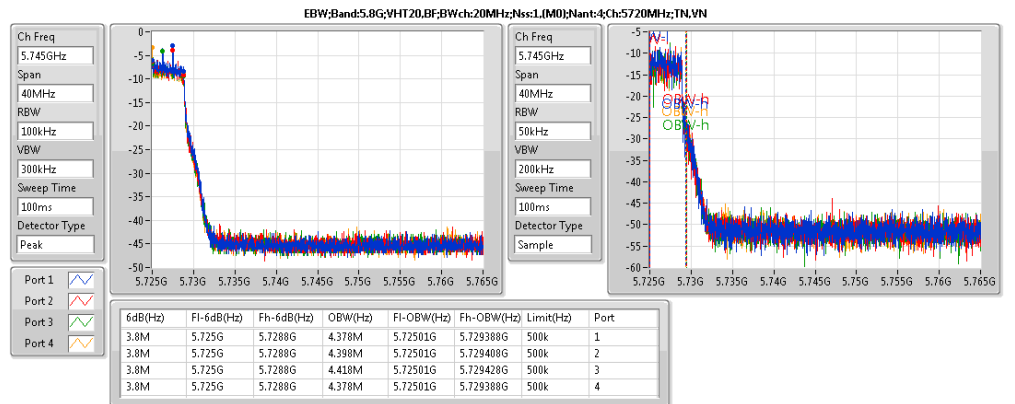
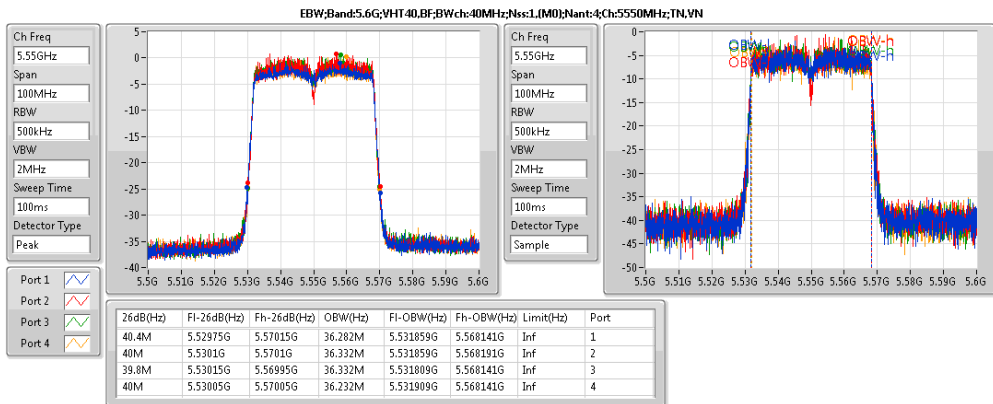
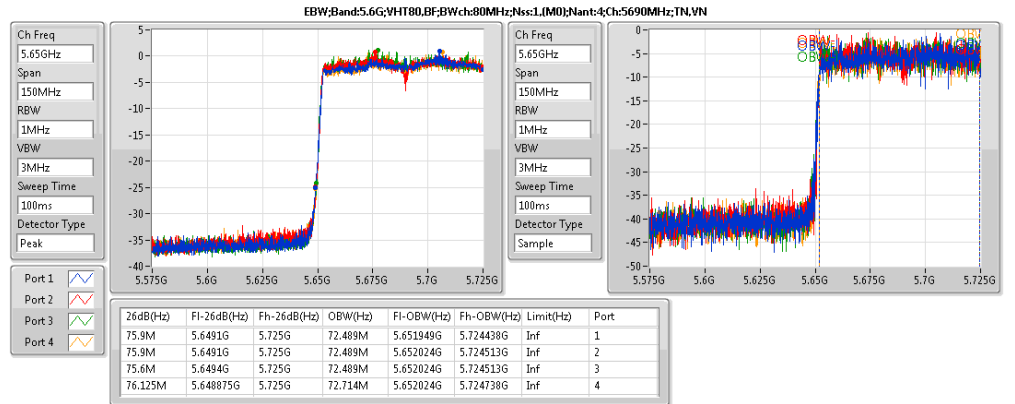
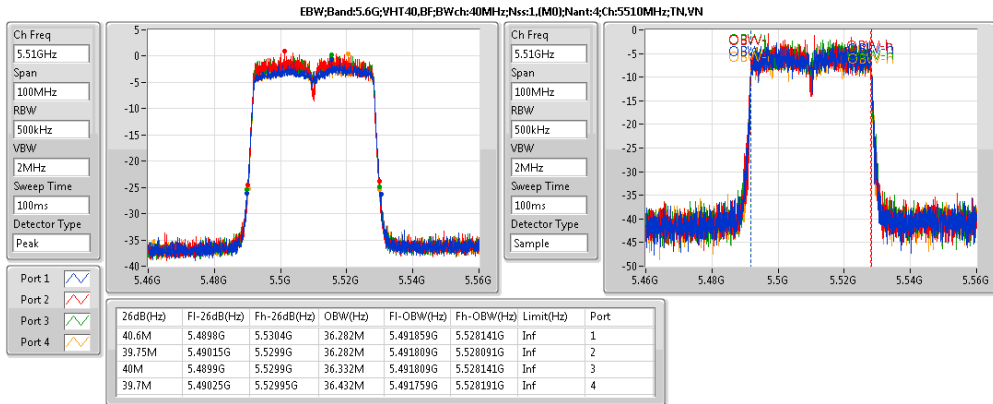
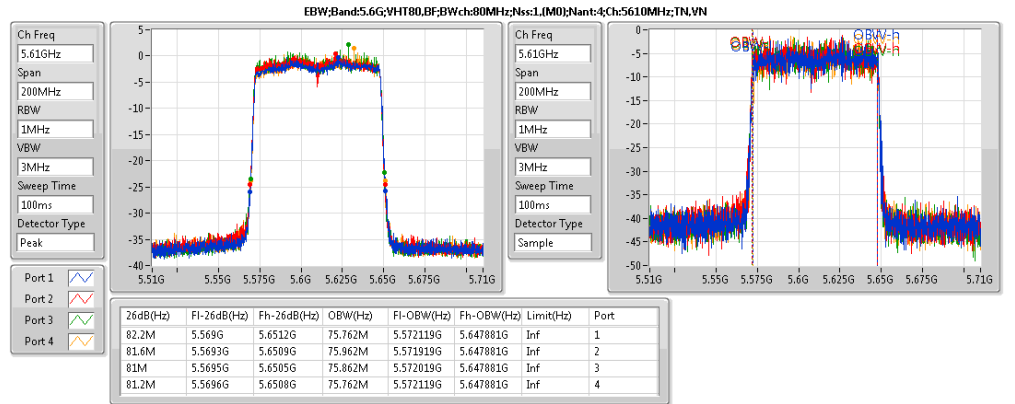
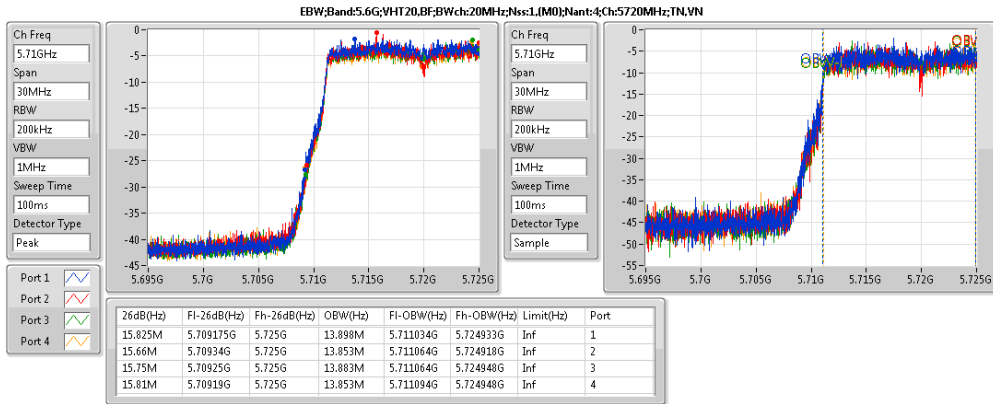
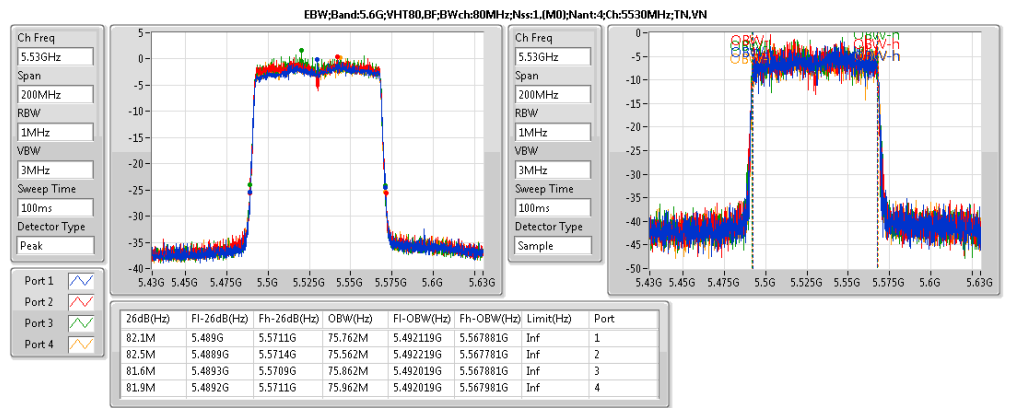
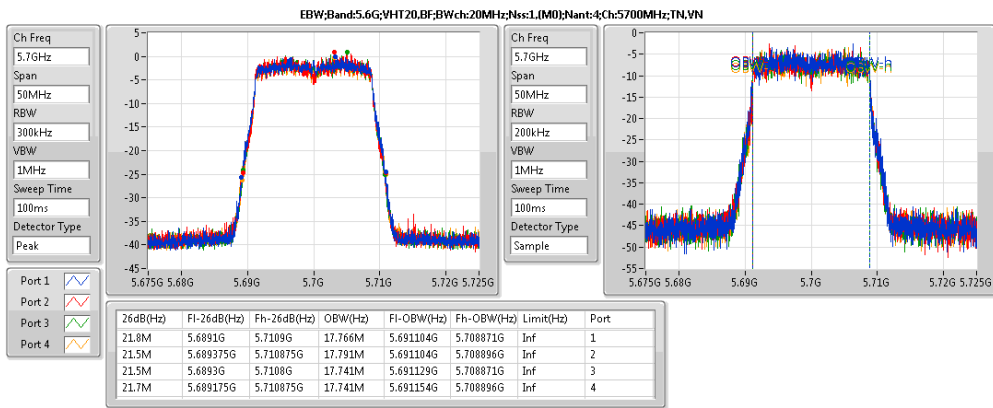


# Antenna 2 EBW Result











Summary

| Mode                         | Sum (dBm) | Sum (W) | EIRP (dBm) | EIRP (W) |
|------------------------------|-----------|---------|------------|----------|
| 5.3G:11a:Nss1:Ntx4           | 21.10     | 0.12882 | 24.10      | 0.25704  |
| 5.3G:VHT20:Nss1,(M0):Ntx4    | 20.74     | 0.11858 | 23.74      | 0.23659  |
| 5.3G:VHT40:Nss1,(M0):Ntx4    | 23.76     | 0.23768 | 26.76      | 0.47424  |
| 5.3G:VHT80:Nss1,(M0):Ntx4    | 18.63     | 0.07295 | 21.63      | 0.14555  |
| 5.6G:11a:Nss1:Ntx4           | 20.83     | 0.12106 | 23.83      | 0.24155  |
| 5.6G:VHT20:Nss1,(M0):Ntx4    | 20.68     | 0.11695 | 23.68      | 0.23335  |
| 5.6G:VHT40:Nss1,(M0):Ntx4    | 23.82     | 0.24099 | 26.82      | 0.48084  |
| 5.6G:VHT80:Nss1,(M0):Ntx4    | 23.90     | 0.24547 | 26.90      | 0.48978  |
| 5.8G:11a:Nss1:Ntx4           | 13.36     | 0.02168 | 16.36      | 0.04325  |
| 5.8G:VHT20:Nss1,(M0):Ntx4    | 14.05     | 0.02541 | 17.05      | 0.0507   |
| 5.8G:VHT40:Nss1,(M0):Ntx4    | 13.30     | 0.02138 | 16.30      | 0.04266  |
| 5.8G:VHT80:Nss1,(M0):Ntx4    | 10.18     | 0.01042 | 13.18      | 0.0208   |
| 5.3G:VHT20,BF:Nss1,(M0):Ntx4 | 20.93     | 0.12388 | 29.95      | 0.98855  |
| 5.3G:VHT40,BF:Nss1,(M0):Ntx4 | 20.95     | 0.12445 | 29.97      | 0.99312  |
| 5.3G:VHT80,BF:Nss1,(M0):Ntx4 | 19.81     | 0.09572 | 28.83      | 0.76384  |
| 5.6G:VHT20,BF:Nss1,(M0):Ntx4 | 20.88     | 0.12246 | 29.90      | 0.97724  |
| 5.6G:VHT40,BF:Nss1,(M0):Ntx4 | 20.71     | 0.11776 | 29.73      | 0.93972  |
| 5.6G:VHT80,BF:Nss1,(M0):Ntx4 | 20.88     | 0.12246 | 29.90      | 0.97724  |
| 5.8G:VHT20,BF:Nss1,(M0):Ntx4 | 13.55     | 0.02265 | 22.57      | 0.18072  |
| 5.8G:VHT40,BF:Nss1,(M0):Ntx4 | 10.18     | 0.01042 | 19.20      | 0.08318  |
| 5.8G:VHT80,BF:Nss1,(M0):Ntx4 | 6.75      | 0.00473 | 15.77      | 0.03776  |



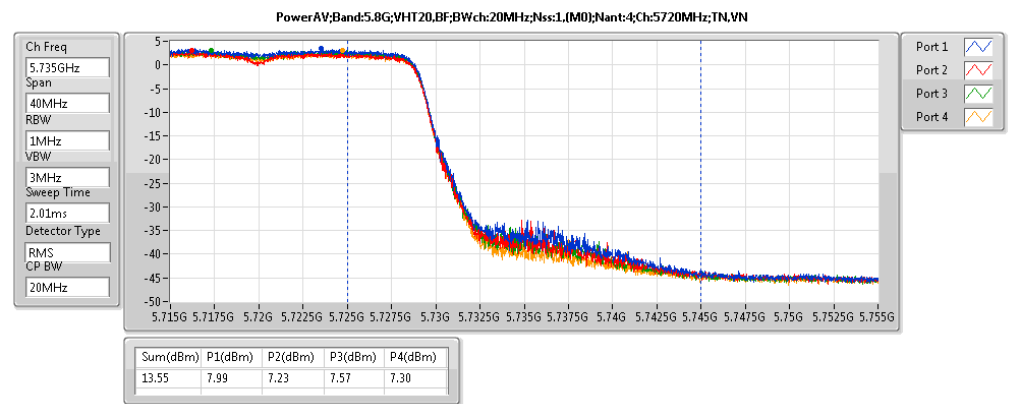
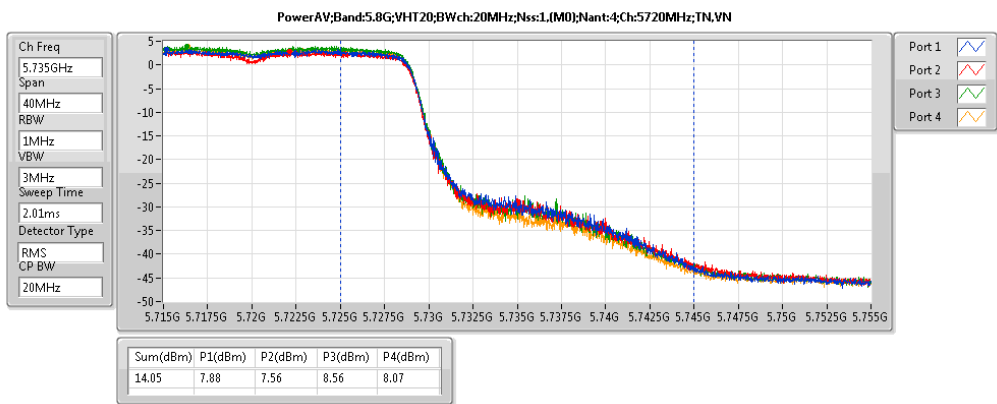
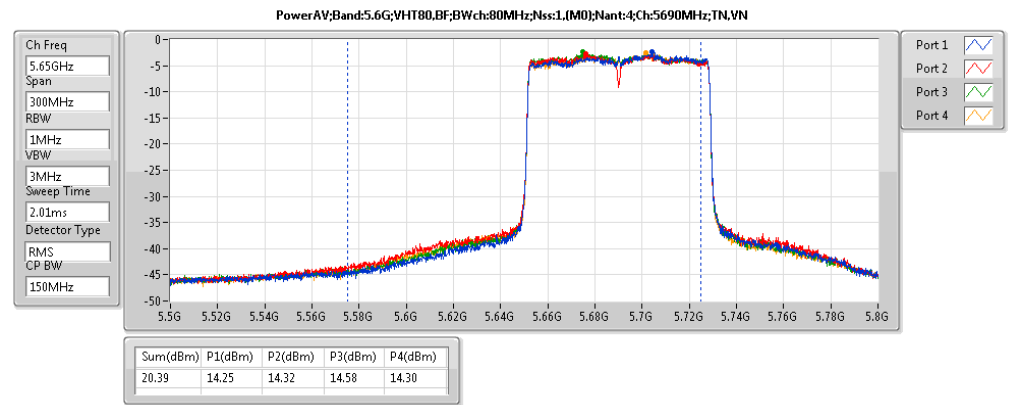
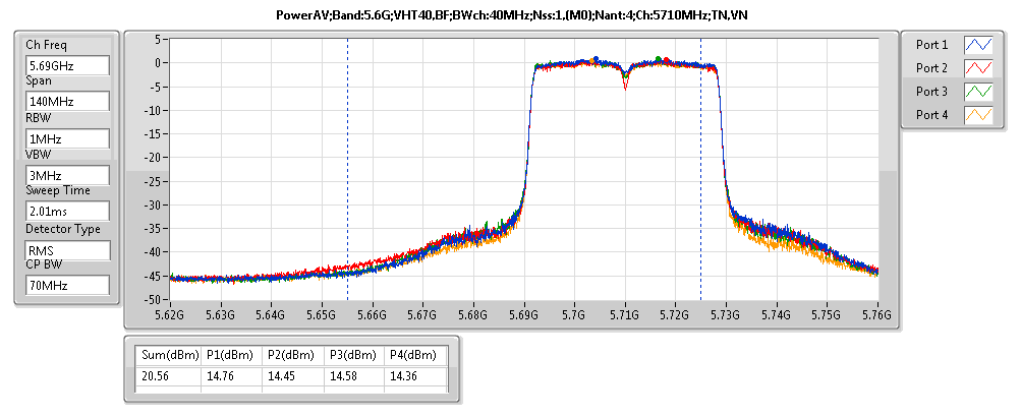
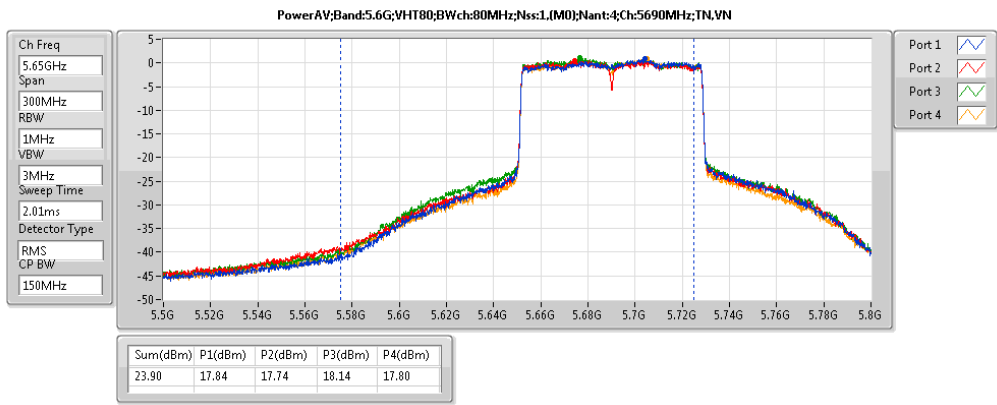
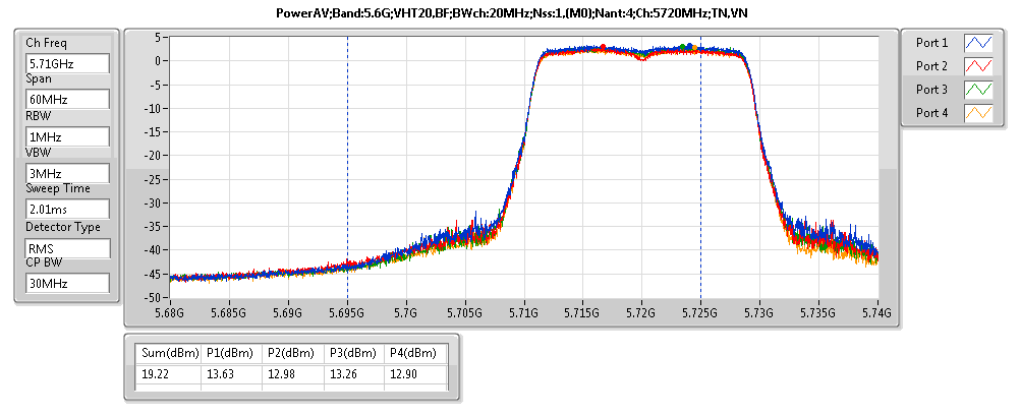
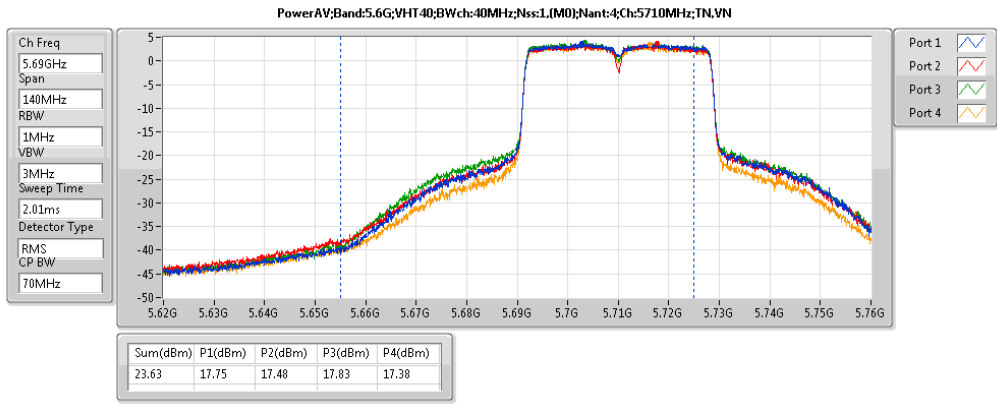
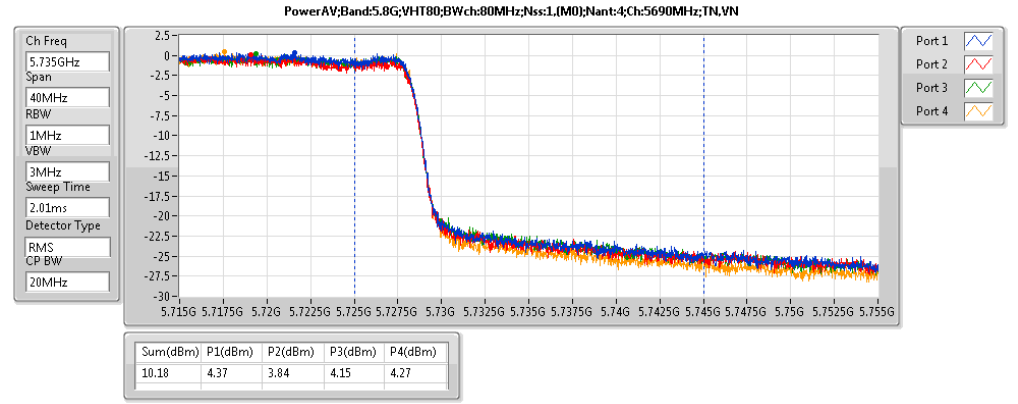
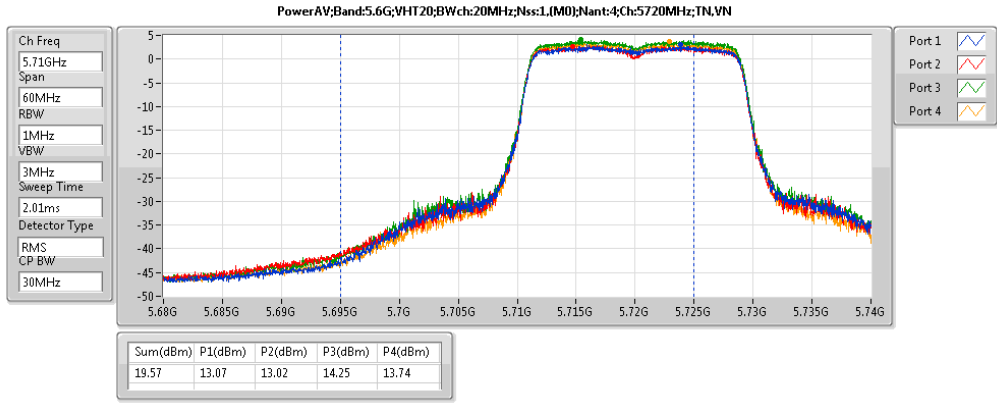
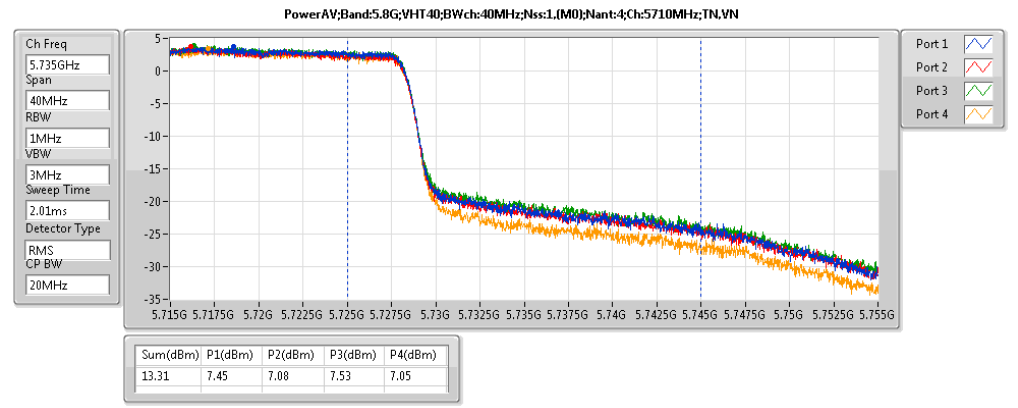
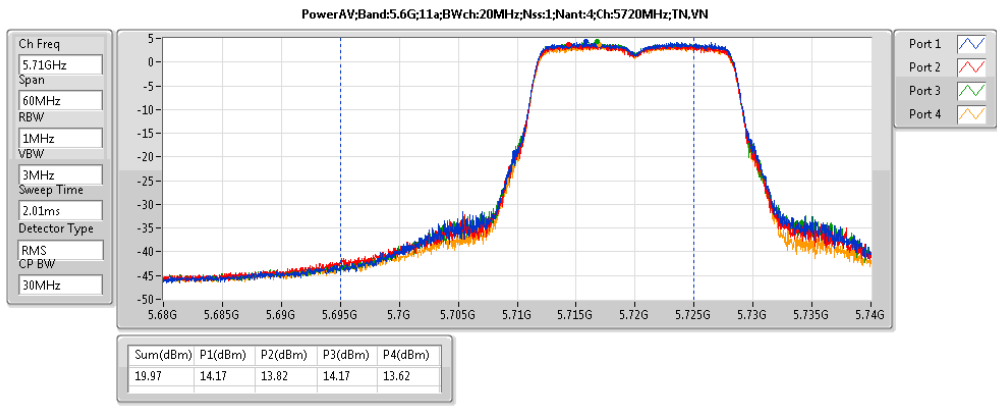
Result

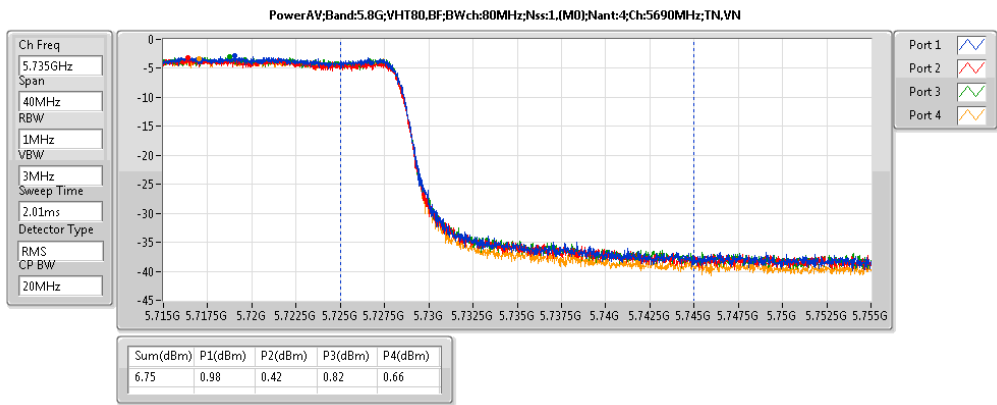
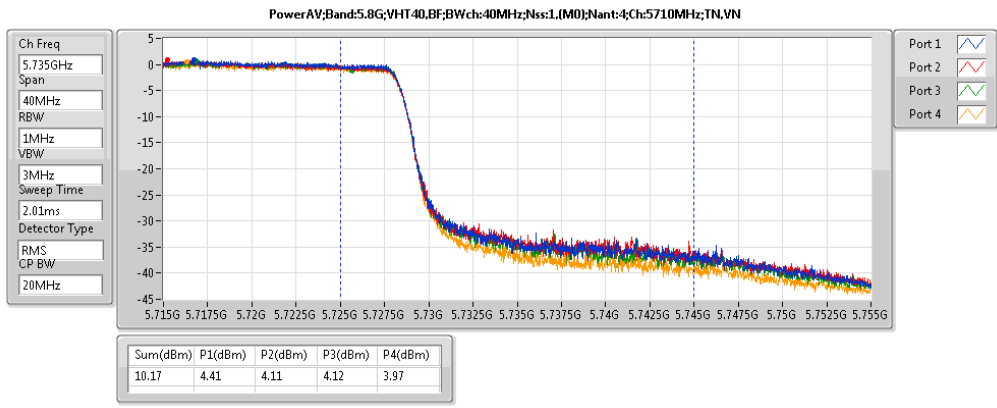
| Mode                              | Result | DG (dBi) | Sum (dBm) | Sum Lim. (dBm) | EIRP (dBm) | EIRP Lim. (dBm) | P1 (dBm) | P2 (dBm) | P3 (dBm) | P4 (dBm) |
|-----------------------------------|--------|----------|-----------|----------------|------------|-----------------|----------|----------|----------|----------|
| 5.3G:11a:Nss1;Ntx4:5260           | Pass   | 3.00     | 21.10     | 23.98          | 24.10      | 30.00           | 14.94    | 15.21    | 15.22    | 14.95    |
| 5.3G:11a:Nss1;Ntx4:5300           | Pass   | 3.00     | 20.75     | 23.98          | 23.75      | 30.00           | 14.51    | 14.49    | 14.95    | 14.93    |
| 5.3G:11a:Nss1;Ntx4:5320           | Pass   | 3.00     | 20.71     | 23.98          | 23.71      | 30.00           | 14.18    | 14.19    | 15.15    | 15.14    |
| 5.3G:VHT20:Nss1,(M0);Ntx4:5260    | Pass   | 3.00     | 20.74     | 23.98          | 23.74      | 30.00           | 13.82    | 15.34    | 15.21    | 14.35    |
| 5.3G:VHT20:Nss1,(M0);Ntx4:5300    | Pass   | 3.00     | 20.73     | 23.98          | 23.73      | 30.00           | 14.08    | 15.22    | 15.16    | 14.27    |
| 5.3G:VHT20:Nss1,(M0);Ntx4:5320    | Pass   | 3.00     | 20.67     | 23.98          | 23.67      | 30.00           | 13.87    | 15.13    | 15.18    | 14.29    |
| 5.3G:VHT40:Nss1,(M0);Ntx4:5270    | Pass   | 3.00     | 23.76     | 23.98          | 26.76      | 30.00           | 17.62    | 17.85    | 17.86    | 17.63    |
| 5.3G:VHT40:Nss1,(M0);Ntx4:5310    | Pass   | 3.00     | 19.56     | 23.98          | 22.56      | 30.00           | 13.35    | 13.74    | 13.74    | 13.32    |
| 5.3G:VHT80:Nss1,(M0);Ntx4:5290    | Pass   | 3.00     | 18.63     | 23.98          | 21.63      | 30.00           | 11.80    | 11.80    | 13.28    | 13.29    |
| 5.6G:11a:Nss1;Ntx4:5500           | Pass   | 3.00     | 20.72     | 23.98          | 23.72      | 30.00           | 14.65    | 14.87    | 14.64    | 14.65    |
| 5.6G:11a:Nss1;Ntx4:5580           | Pass   | 3.00     | 20.83     | 23.98          | 23.83      | 30.00           | 14.33    | 14.33    | 15.24    | 15.23    |
| 5.6G:11a:Nss1;Ntx4:5700           | Pass   | 3.00     | 20.58     | 23.98          | 23.58      | 30.00           | 14.12    | 14.12    | 14.97    | 14.95    |
| 5.6G:11a:Nss1;Ntx4:5720           | Pass   | 3.00     | 19.97     | 22.96          | 22.97      | 28.96           | 14.17    | 13.82    | 14.17    | 13.62    |
| 5.6G:VHT20:Nss1,(M0);Ntx4:5500    | Pass   | 3.00     | 20.63     | 23.98          | 23.63      | 30.00           | 14.15    | 14.61    | 15.06    | 14.56    |
| 5.6G:VHT20:Nss1,(M0);Ntx4:5580    | Pass   | 3.00     | 20.68     | 23.98          | 23.68      | 30.00           | 14.16    | 14.34    | 15.21    | 14.83    |
| 5.6G:VHT20:Nss1,(M0);Ntx4:5700    | Pass   | 3.00     | 20.57     | 23.98          | 23.57      | 30.00           | 14.08    | 14.37    | 15.13    | 14.54    |
| 5.6G:VHT20:Nss1,(M0);Ntx4:5720    | Pass   | 3.00     | 19.57     | 23.10          | 22.57      | 29.10           | 13.07    | 13.02    | 14.25    | 13.74    |
| 5.6G:VHT40:Nss1,(M0);Ntx4:5510    | Pass   | 3.00     | 20.27     | 23.98          | 23.27      | 30.00           | 14.08    | 14.07    | 14.73    | 14.06    |
| 5.6G:VHT40:Nss1,(M0);Ntx4:5550    | Pass   | 3.00     | 23.82     | 23.98          | 26.82      | 30.00           | 17.53    | 17.53    | 18.05    | 18.05    |
| 5.6G:VHT40:Nss1,(M0);Ntx4:5670    | Pass   | 3.00     | 23.56     | 23.98          | 26.56      | 30.00           | 17.43    | 17.65    | 17.65    | 17.44    |
| 5.6G:VHT40:Nss1,(M0);Ntx4:5710    | Pass   | 3.00     | 23.63     | 23.98          | 26.63      | 30.00           | 17.75    | 17.48    | 17.83    | 17.38    |
| 5.6G:VHT80:Nss1,(M0);Ntx4:5530    | Pass   | 3.00     | 20.09     | 23.98          | 23.09      | 30.00           | 13.81    | 13.79    | 14.34    | 14.32    |
| 5.6G:VHT80:Nss1,(M0);Ntx4:5610    | Pass   | 3.00     | 23.86     | 23.98          | 26.86      | 30.00           | 17.91    | 17.78    | 17.76    | 17.92    |
| 5.6G:VHT80:Nss1,(M0);Ntx4:5690    | Pass   | 3.00     | 23.90     | 23.98          | 26.90      | 30.00           | 17.84    | 17.74    | 18.14    | 17.80    |
| 5.8G:11a:Nss1;Ntx4:5720           | Pass   | 3.00     | 13.36     | 30.00          | 16.36      | 36.00           | 7.36     | 6.64     | 7.84     | 7.43     |
| 5.8G:VHT20:Nss1,(M0);Ntx4:5720    | Pass   | 3.00     | 14.05     | 30.00          | 17.05      | 36.00           | 7.88     | 7.56     | 8.56     | 8.07     |
| 5.8G:VHT40:Nss1,(M0);Ntx4:5710    | Pass   | 3.00     | 13.30     | 30.00          | 16.30      | 36.00           | 7.45     | 7.08     | 7.53     | 7.05     |
| 5.8G:VHT80:Nss1,(M0);Ntx4:5690    | Pass   | 3.00     | 10.18     | 30.00          | 13.18      | 36.00           | 4.37     | 3.84     | 4.15     | 4.27     |
| 5.3G:VHT20,BF:Nss1,(M0);Ntx4:5260 | Pass   | 9.02     | 20.86     | 20.96          | 29.88      | 30.00           | 13.86    | 13.86    | 15.65    | 15.64    |
| 5.3G:VHT20,BF:Nss1,(M0);Ntx4:5300 | Pass   | 9.02     | 20.83     | 20.96          | 29.85      | 30.00           | 14.02    | 14.03    | 15.51    | 15.44    |
| 5.3G:VHT20,BF:Nss1,(M0);Ntx4:5320 | Pass   | 9.02     | 20.93     | 20.96          | 29.95      | 30.00           | 14.28    | 14.25    | 15.48    | 15.47    |
| 5.3G:VHT40,BF:Nss1,(M0);Ntx4:5270 | Pass   | 9.02     | 20.95     | 20.96          | 29.97      | 30.00           | 13.93    | 13.94    | 15.73    | 15.73    |
| 5.3G:VHT40,BF:Nss1,(M0);Ntx4:5310 | Pass   | 9.02     | 20.44     | 20.96          | 29.46      | 30.00           | 14.34    | 14.50    | 14.51    | 14.34    |
| 5.3G:VHT80,BF:Nss1,(M0);Ntx4:5290 | Pass   | 9.02     | 19.81     | 20.96          | 28.83      | 30.00           | 12.91    | 13.86    | 14.48    | 13.77    |
| 5.6G:VHT20,BF:Nss1,(M0);Ntx4:5500 | Pass   | 9.02     | 20.55     | 20.96          | 29.57      | 30.00           | 14.02    | 14.13    | 14.93    | 14.94    |
| 5.6G:VHT20,BF:Nss1,(M0);Ntx4:5580 | Pass   | 9.02     | 20.50     | 20.96          | 29.52      | 30.00           | 14.12    | 14.11    | 14.80    | 14.82    |
| 5.6G:VHT20,BF:Nss1,(M0);Ntx4:5700 | Pass   | 9.02     | 20.88     | 20.96          | 29.90      | 30.00           | 15.00    | 14.99    | 14.72    | 14.71    |
| 5.6G:VHT20,BF:Nss1,(M0);Ntx4:5720 | Pass   | 9.02     | 19.22     | 19.98          | 28.24      | 29.00           | 13.63    | 12.98    | 13.26    | 12.90    |
| 5.6G:VHT40,BF:Nss1,(M0);Ntx4:5510 | Pass   | 9.02     | 20.70     | 20.96          | 29.72      | 30.00           | 14.26    | 14.26    | 15.05    | 15.06    |
| 5.6G:VHT40,BF:Nss1,(M0);Ntx4:5550 | Pass   | 9.02     | 20.62     | 20.96          | 29.64      | 30.00           | 14.44    | 14.43    | 14.76    | 14.77    |
| 5.6G:VHT40,BF:Nss1,(M0);Ntx4:5670 | Pass   | 9.02     | 20.71     | 20.96          | 29.73      | 30.00           | 14.64    | 14.65    | 14.73    | 14.75    |
| 5.6G:VHT40,BF:Nss1,(M0);Ntx4:5710 | Pass   | 9.02     | 20.56     | 20.96          | 29.58      | 30.00           | 14.76    | 14.45    | 14.58    | 14.36    |
| 5.6G:VHT80,BF:Nss1,(M0);Ntx4:5530 | Pass   | 9.02     | 20.88     | 20.96          | 29.90      | 30.00           | 14.71    | 14.65    | 15.41    | 14.62    |
| 5.6G:VHT80,BF:Nss1,(M0);Ntx4:5610 | Pass   | 9.02     | 20.50     | 20.96          | 29.52      | 30.00           | 14.37    | 14.43    | 14.36    | 14.75    |
| 5.6G:VHT80,BF:Nss1,(M0);Ntx4:5690 | Pass   | 9.02     | 20.39     | 20.96          | 29.41      | 30.00           | 14.25    | 14.32    | 14.58    | 14.30    |
| 5.8G:VHT20,BF:Nss1,(M0);Ntx4:5720 | Pass   | 9.02     | 13.55     | 26.98          | 22.57      | 36.00           | 7.99     | 7.23     | 7.57     | 7.30     |
| 5.8G:VHT40,BF:Nss1,(M0);Ntx4:5710 | Pass   | 9.02     | 10.18     | 26.98          | 19.20      | 36.00           | 4.41     | 4.11     | 4.12     | 3.97     |
| 5.8G:VHT80,BF:Nss1,(M0);Ntx4:5690 | Pass   | 9.02     | 6.75      | 26.98          | 15.77      | 36.00           | 0.98     | 0.42     | 0.82     | 0.66     |



# Antenna 1 PowerAV Result

# Appendix B







Summary

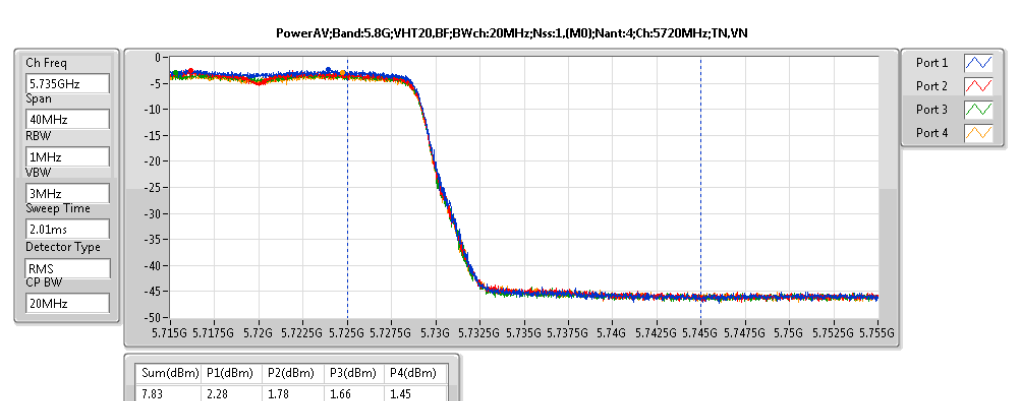
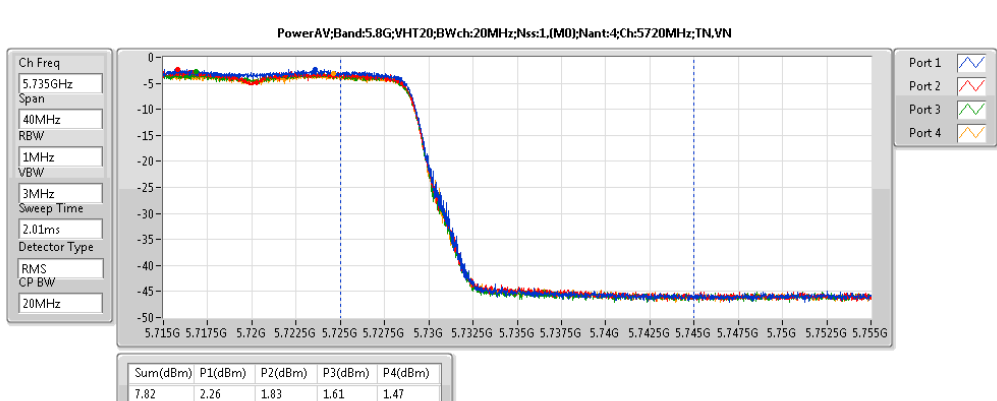
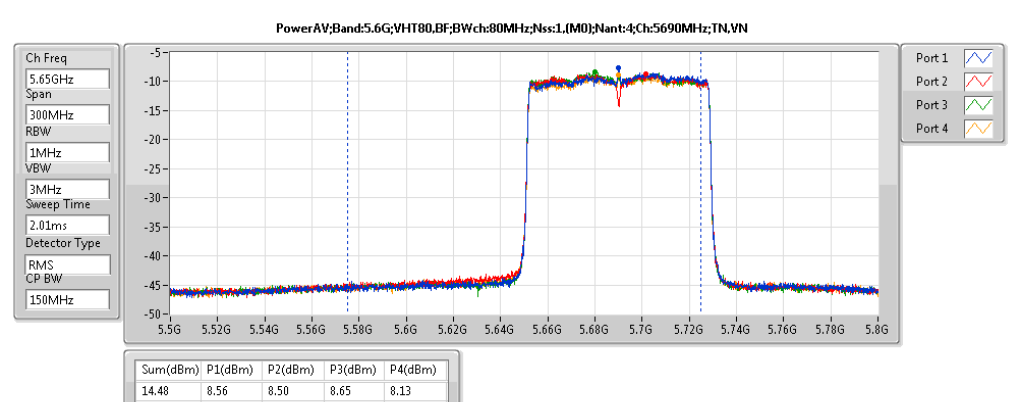
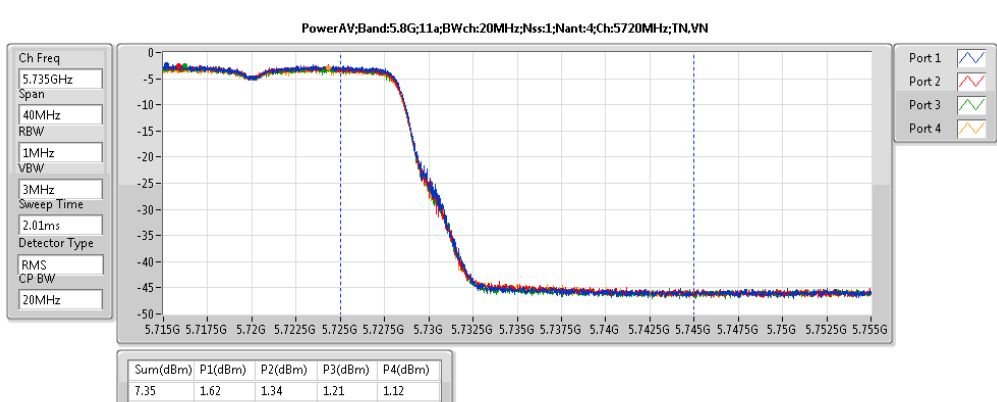
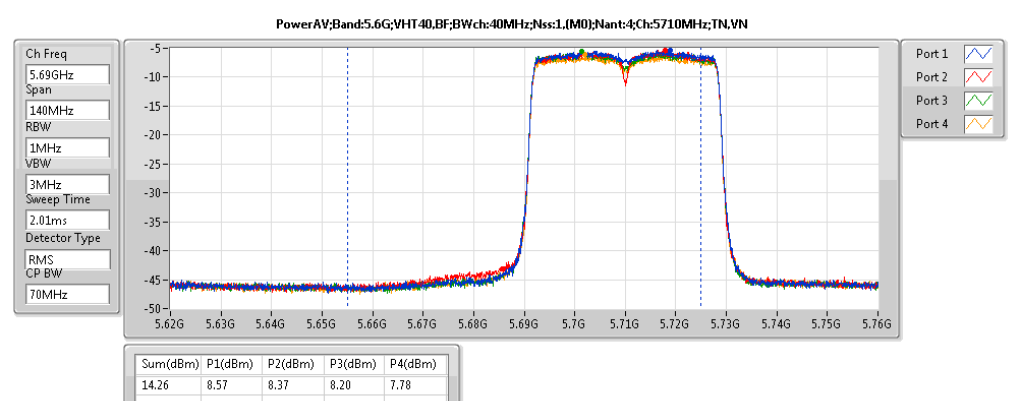
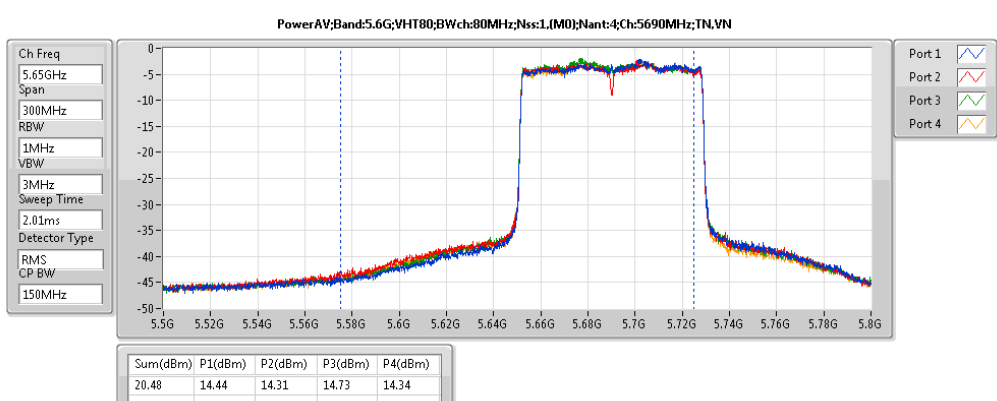
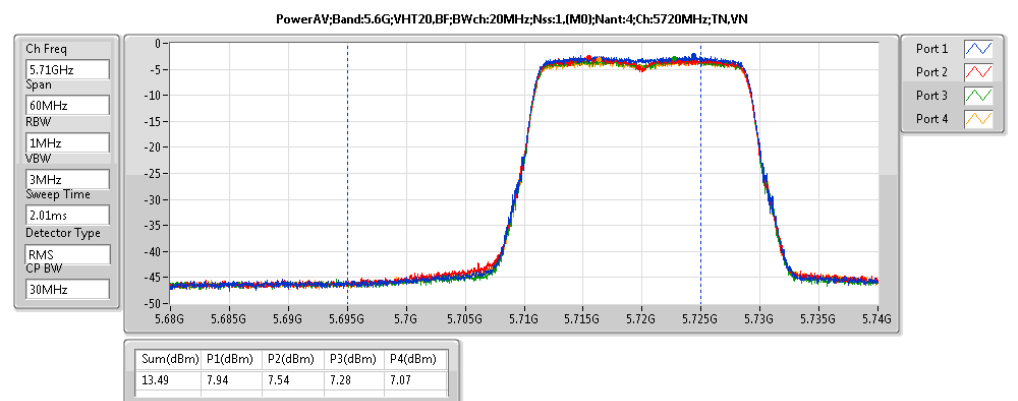
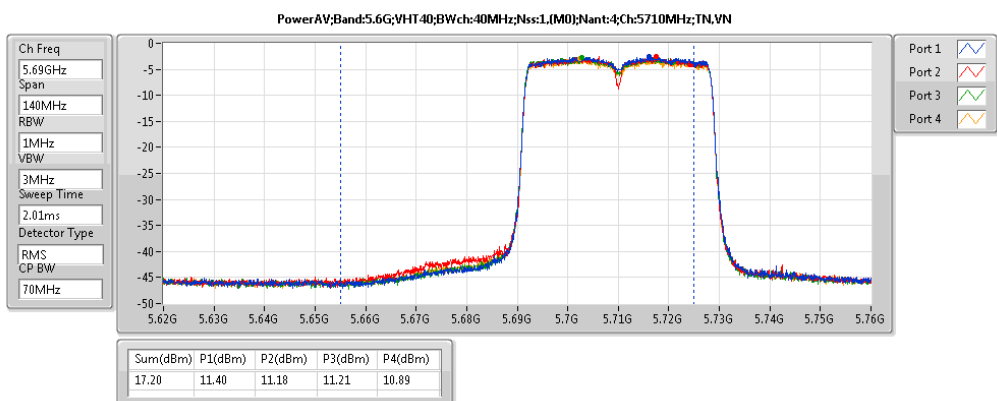
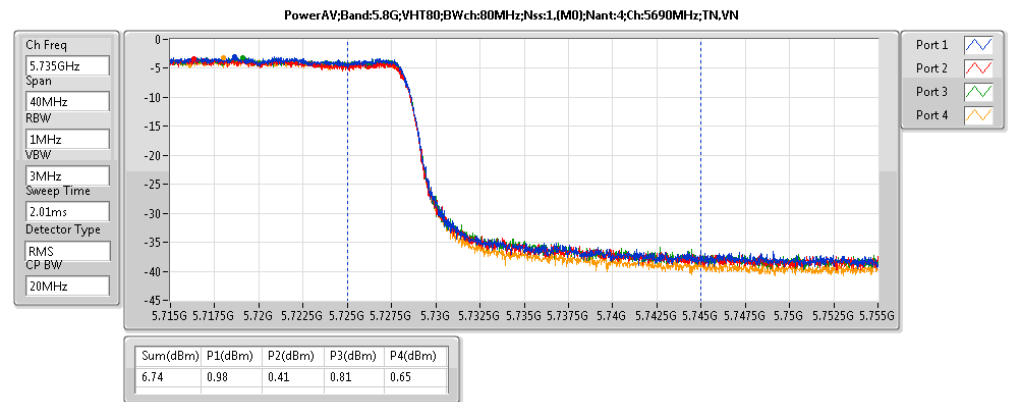
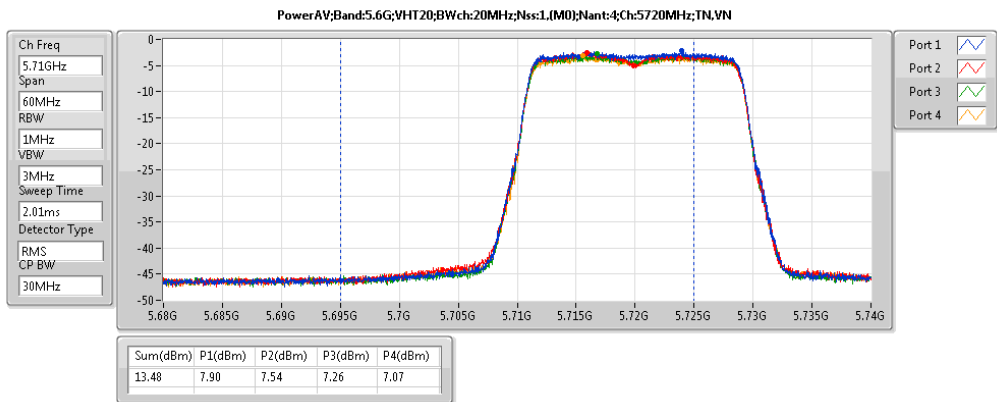
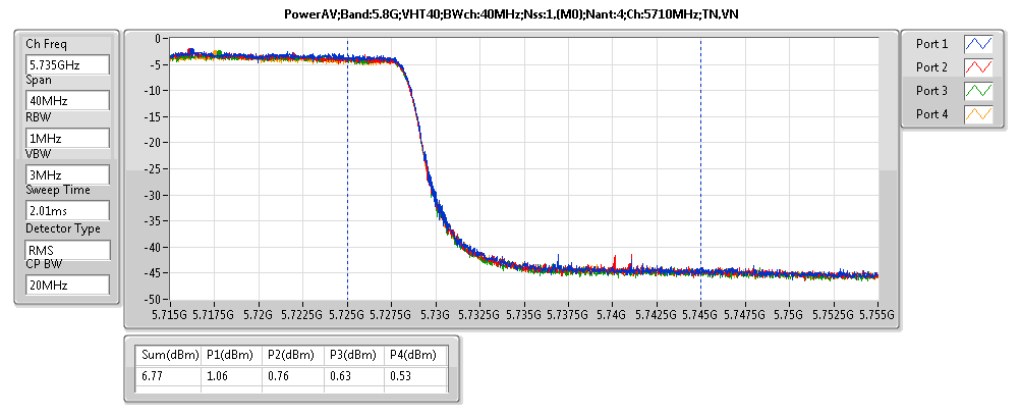
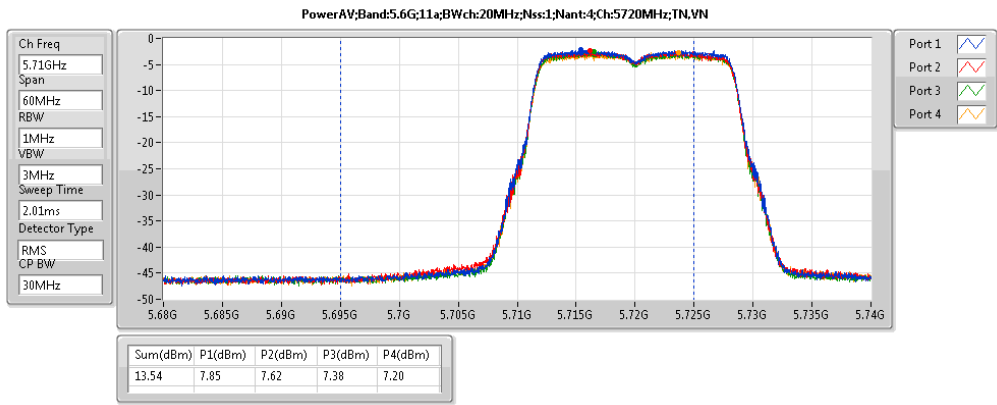
| Mode                         | Sum (dBm) | Sum (W) | EIRP (dBm) | EIRP (W) |
|------------------------------|-----------|---------|------------|----------|
| 5.3G:11a:Nss1:Ntx4           | 14.18     | 0.02618 | 23.58      | 0.22803  |
| 5.3G:VHT20:Nss1,(M0):Ntx4    | 14.65     | 0.02917 | 24.05      | 0.2541   |
| 5.3G:VHT40:Nss1,(M0):Ntx4    | 17.73     | 0.05929 | 27.13      | 0.51642  |
| 5.3G:VHT80:Nss1,(M0):Ntx4    | 16.10     | 0.04074 | 25.50      | 0.35481  |
| 5.6G:11a:Nss1:Ntx4           | 14.55     | 0.02851 | 23.95      | 0.24831  |
| 5.6G:VHT20:Nss1,(M0):Ntx4    | 14.82     | 0.03034 | 24.22      | 0.26424  |
| 5.6G:VHT40:Nss1,(M0):Ntx4    | 17.90     | 0.06166 | 27.30      | 0.53703  |
| 5.6G:VHT80:Nss1,(M0):Ntx4    | 20.48     | 0.11169 | 29.88      | 0.97275  |
| 5.8G:11a:Nss1:Ntx4           | 7.35      | 0.00543 | 16.75      | 0.04732  |
| 5.8G:VHT20:Nss1,(M0):Ntx4    | 7.82      | 0.00605 | 17.22      | 0.05272  |
| 5.8G:VHT40:Nss1,(M0):Ntx4    | 6.77      | 0.00475 | 16.17      | 0.0414   |
| 5.8G:VHT80:Nss1,(M0):Ntx4    | 6.74      | 0.00472 | 16.14      | 0.04111  |
| 5.3G:VHT20,BF:Nss1,(M0):Ntx4 | 14.51     | 0.02825 | 29.93      | 0.98401  |
| 5.3G:VHT40,BF:Nss1,(M0):Ntx4 | 14.39     | 0.02748 | 29.81      | 0.95719  |
| 5.3G:VHT80,BF:Nss1,(M0):Ntx4 | 14.42     | 0.02767 | 29.84      | 0.96383  |
| 5.6G:VHT20,BF:Nss1,(M0):Ntx4 | 14.55     | 0.02851 | 29.97      | 0.99312  |
| 5.6G:VHT40,BF:Nss1,(M0):Ntx4 | 14.39     | 0.02748 | 29.81      | 0.95719  |
| 5.6G:VHT80,BF:Nss1,(M0):Ntx4 | 14.48     | 0.02805 | 29.90      | 0.97724  |
| 5.8G:VHT20,BF:Nss1,(M0):Ntx4 | 7.83      | 0.00607 | 23.25      | 0.21135  |
| 5.8G:VHT40,BF:Nss1,(M0):Ntx4 | 3.88      | 0.00244 | 19.30      | 0.08511  |
| 5.8G:VHT80,BF:Nss1,(M0):Ntx4 | 0.77      | 0.00119 | 16.19      | 0.04159  |

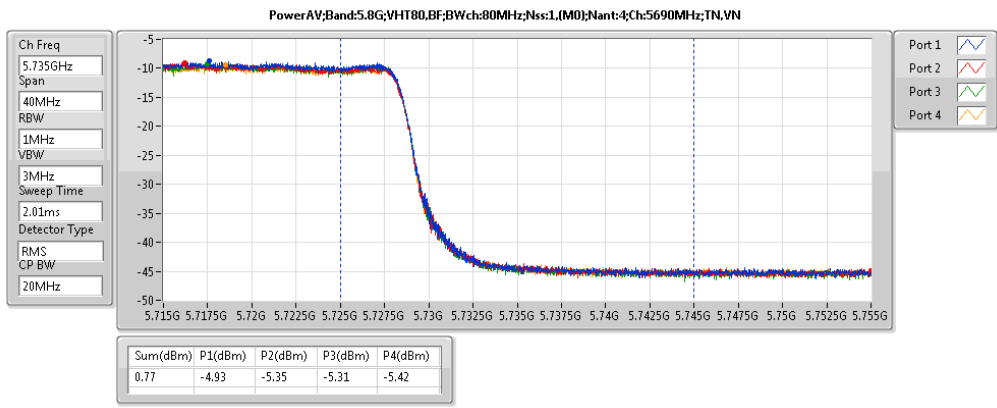
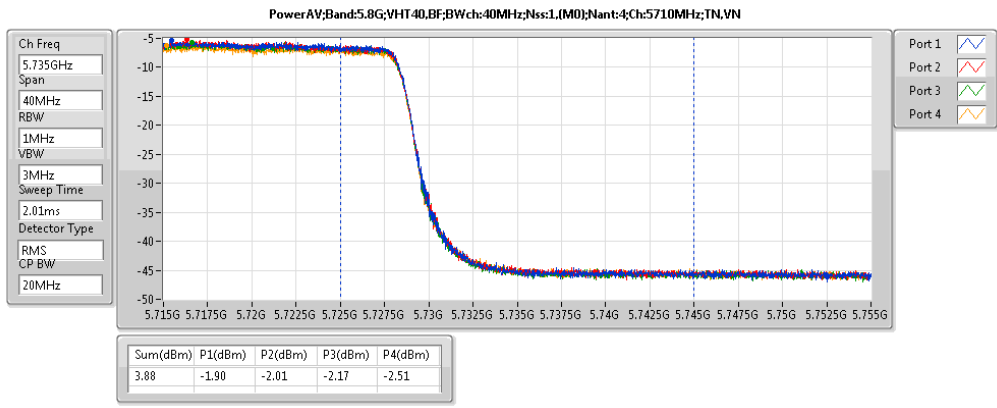


Result

| Mode                              | Result | DG<br>(dBi) | Sum<br>(dBm) | Sum Lim.<br>(dBm) | EIRP<br>(dBm) | EIRP Lim.<br>(dBm) | P1<br>(dBm) | P2<br>(dBm) | P3<br>(dBm) | P4<br>(dBm) |
|-----------------------------------|--------|-------------|--------------|-------------------|---------------|--------------------|-------------|-------------|-------------|-------------|
| 5.3G:11a:Nss1:Ntx4:5260           | Pass   | 9.40        | 13.96        | 20.58             | 23.36         | 30.00              | 7.47        | 7.38        | 8.65        | 8.13        |
| 5.3G:11a:Nss1:Ntx4:5300           | Pass   | 9.40        | 14.06        | 20.58             | 23.46         | 30.00              | 7.59        | 7.60        | 8.67        | 8.20        |
| 5.3G:11a:Nss1:Ntx4:5320           | Pass   | 9.40        | 14.18        | 20.58             | 23.58         | 30.00              | 8.05        | 8.15        | 8.28        | 8.16        |
| 5.3G:VHT20:Nss1,(M0):Ntx4:5260    | Pass   | 9.40        | 14.65        | 20.58             | 24.05         | 30.00              | 8.39        | 8.86        | 8.86        | 8.38        |
| 5.3G:VHT20:Nss1,(M0):Ntx4:5300    | Pass   | 9.40        | 14.56        | 20.58             | 23.96         | 30.00              | 7.83        | 8.81        | 8.99        | 8.44        |
| 5.3G:VHT20:Nss1,(M0):Ntx4:5320    | Pass   | 9.40        | 14.58        | 20.58             | 23.98         | 30.00              | 8.19        | 8.23        | 8.49        | 9.25        |
| 5.3G:VHT40:Nss1,(M0):Ntx4:5270    | Pass   | 9.40        | 17.44        | 20.58             | 26.84         | 30.00              | 11.02       | 11.71       | 11.71       | 11.21       |
| 5.3G:VHT40:Nss1,(M0):Ntx4:5310    | Pass   | 9.40        | 17.73        | 20.58             | 27.13         | 30.00              | 10.92       | 10.91       | 12.37       | 12.38       |
| 5.3G:VHT80:Nss1,(M0):Ntx4:5290    | Pass   | 9.40        | 16.10        | 20.58             | 25.50         | 30.00              | 9.31        | 9.26        | 10.76       | 10.75       |
| 5.6G:11a:Nss1:Ntx4:5500           | Pass   | 9.40        | 14.49        | 20.58             | 23.89         | 30.00              | 8.21        | 8.20        | 8.72        | 8.73        |
| 5.6G:11a:Nss1:Ntx4:5580           | Pass   | 9.40        | 14.08        | 20.58             | 23.48         | 30.00              | 8.10        | 8.05        | 8.22        | 7.88        |
| 5.6G:11a:Nss1:Ntx4:5700           | Pass   | 9.40        | 14.55        | 20.58             | 23.95         | 30.00              | 8.66        | 8.65        | 8.40        | 8.38        |
| 5.6G:11a:Nss1:Ntx4:5720           | Pass   | 9.40        | 13.54        | 19.53             | 22.94         | 28.93              | 7.85        | 7.62        | 7.38        | 7.20        |
| 5.6G:VHT20:Nss1,(M0):Ntx4:5500    | Pass   | 9.40        | 14.64        | 20.58             | 24.04         | 30.00              | 8.48        | 8.46        | 9.16        | 8.31        |
| 5.6G:VHT20:Nss1,(M0):Ntx4:5580    | Pass   | 9.40        | 14.82        | 20.58             | 24.22         | 30.00              | 8.60        | 8.61        | 8.99        | 9.00        |
| 5.6G:VHT20:Nss1,(M0):Ntx4:5700    | Pass   | 9.40        | 14.82        | 20.58             | 24.22         | 30.00              | 9.01        | 9.04        | 8.53        | 8.61        |
| 5.6G:VHT20:Nss1,(M0):Ntx4:5720    | Pass   | 9.40        | 13.48        | 19.56             | 22.88         | 28.96              | 7.90        | 7.54        | 7.26        | 7.07        |
| 5.6G:VHT40:Nss1,(M0):Ntx4:5510    | Pass   | 9.40        | 17.90        | 20.58             | 27.30         | 30.00              | 11.62       | 11.62       | 12.12       | 12.14       |
| 5.6G:VHT40:Nss1,(M0):Ntx4:5550    | Pass   | 9.40        | 17.85        | 20.58             | 27.25         | 30.00              | 11.68       | 11.71       | 11.95       | 11.98       |
| 5.6G:VHT40:Nss1,(M0):Ntx4:5670    | Pass   | 9.40        | 17.76        | 20.58             | 27.16         | 30.00              | 11.58       | 11.56       | 11.91       | 11.90       |
| 5.6G:VHT40:Nss1,(M0):Ntx4:5710    | Pass   | 9.40        | 17.20        | 20.58             | 26.60         | 30.00              | 11.40       | 11.18       | 11.21       | 10.89       |
| 5.6G:VHT80:Nss1,(M0):Ntx4:5530    | Pass   | 9.40        | 16.74        | 20.58             | 26.14         | 30.00              | 10.39       | 10.38       | 11.02       | 11.03       |
| 5.6G:VHT80:Nss1,(M0):Ntx4:5610    | Pass   | 9.40        | 20.24        | 20.58             | 29.64         | 30.00              | 14.24       | 14.20       | 14.18       | 14.23       |
| 5.6G:VHT80:Nss1,(M0):Ntx4:5690    | Pass   | 9.40        | 20.48        | 20.58             | 29.88         | 30.00              | 14.44       | 14.31       | 14.73       | 14.34       |
| 5.8G:11a:Nss1:Ntx4:5720           | Pass   | 9.40        | 7.35         | 26.60             | 16.75         | 36.00              | 1.62        | 1.34        | 1.21        | 1.12        |
| 5.8G:VHT20:Nss1,(M0):Ntx4:5720    | Pass   | 9.40        | 7.82         | 26.60             | 17.22         | 36.00              | 2.26        | 1.83        | 1.61        | 1.47        |
| 5.8G:VHT40:Nss1,(M0):Ntx4:5710    | Pass   | 9.40        | 6.77         | 26.60             | 16.17         | 36.00              | 1.06        | 0.76        | 0.63        | 0.53        |
| 5.8G:VHT80:Nss1,(M0):Ntx4:5690    | Pass   | 9.40        | 6.74         | 26.60             | 16.14         | 36.00              | 0.98        | 0.41        | 0.81        | 0.65        |
| 5.3G:VHT20,BF:Nss1,(M0):Ntx4:5260 | Pass   | 15.42       | 14.51        | 14.56             | 29.93         | 30.00              | 7.69        | 7.68        | 9.17        | 9.17        |
| 5.3G:VHT20,BF:Nss1,(M0):Ntx4:5300 | Pass   | 15.42       | 14.29        | 14.56             | 29.71         | 30.00              | 7.61        | 8.61        | 8.65        | 8.11        |
| 5.3G:VHT20,BF:Nss1,(M0):Ntx4:5320 | Pass   | 15.42       | 14.25        | 14.56             | 29.67         | 30.00              | 8.12        | 8.02        | 8.02        | 8.72        |
| 5.3G:VHT40,BF:Nss1,(M0):Ntx4:5270 | Pass   | 15.42       | 14.37        | 14.56             | 29.79         | 30.00              | 7.61        | 8.80        | 8.79        | 8.09        |
| 5.3G:VHT40,BF:Nss1,(M0):Ntx4:5310 | Pass   | 15.42       | 14.39        | 14.56             | 29.81         | 30.00              | 7.96        | 8.62        | 8.66        | 8.20        |
| 5.3G:VHT80,BF:Nss1,(M0):Ntx4:5290 | Pass   | 15.42       | 14.42        | 14.56             | 29.84         | 30.00              | 7.82        | 7.82        | 9.28        | 8.50        |
| 5.6G:VHT20,BF:Nss1,(M0):Ntx4:5500 | Pass   | 15.42       | 14.55        | 14.56             | 29.97         | 30.00              | 8.37        | 8.34        | 8.55        | 8.84        |
| 5.6G:VHT20,BF:Nss1,(M0):Ntx4:5580 | Pass   | 15.42       | 14.55        | 14.56             | 29.97         | 30.00              | 8.27        | 8.21        | 8.84        | 8.77        |
| 5.6G:VHT20,BF:Nss1,(M0):Ntx4:5700 | Pass   | 15.42       | 14.40        | 14.56             | 29.82         | 30.00              | 8.52        | 8.53        | 8.22        | 8.23        |
| 5.6G:VHT20,BF:Nss1,(M0):Ntx4:5720 | Pass   | 15.42       | 13.49        | 13.53             | 28.91         | 28.95              | 7.94        | 7.54        | 7.28        | 7.07        |
| 5.6G:VHT40,BF:Nss1,(M0):Ntx4:5510 | Pass   | 15.42       | 14.39        | 14.56             | 29.81         | 30.00              | 7.99        | 8.25        | 8.60        | 8.59        |
| 5.6G:VHT40,BF:Nss1,(M0):Ntx4:5550 | Pass   | 15.42       | 14.28        | 14.56             | 29.70         | 30.00              | 8.03        | 8.48        | 8.48        | 8.03        |
| 5.6G:VHT40,BF:Nss1,(M0):Ntx4:5670 | Pass   | 15.42       | 14.30        | 14.56             | 29.72         | 30.00              | 7.70        | 8.57        | 8.41        | 8.40        |
| 5.6G:VHT40,BF:Nss1,(M0):Ntx4:5710 | Pass   | 15.42       | 14.26        | 14.56             | 29.68         | 30.00              | 8.57        | 8.37        | 8.20        | 7.78        |
| 5.6G:VHT80,BF:Nss1,(M0):Ntx4:5530 | Pass   | 15.42       | 14.18        | 14.56             | 29.60         | 30.00              | 8.14        | 8.13        | 8.38        | 7.98        |
| 5.6G:VHT80,BF:Nss1,(M0):Ntx4:5610 | Pass   | 15.42       | 14.33        | 14.56             | 29.75         | 30.00              | 8.21        | 8.46        | 8.48        | 8.05        |
| 5.6G:VHT80,BF:Nss1,(M0):Ntx4:5690 | Pass   | 15.42       | 14.48        | 14.56             | 29.90         | 30.00              | 8.56        | 8.50        | 8.65        | 8.13        |
| 5.8G:VHT20,BF:Nss1,(M0):Ntx4:5720 | Pass   | 15.42       | 7.83         | 20.58             | 23.25         | 36.00              | 2.28        | 1.78        | 1.66        | 1.45        |
| 5.8G:VHT40,BF:Nss1,(M0):Ntx4:5710 | Pass   | 15.42       | 3.88         | 20.58             | 19.30         | 36.00              | -1.90       | -2.01       | -2.17       | -2.51       |
| 5.8G:VHT80,BF:Nss1,(M0):Ntx4:5690 | Pass   | 15.42       | 0.77         | 20.58             | 16.19         | 36.00              | -4.93       | -5.35       | -5.31       | -5.42       |









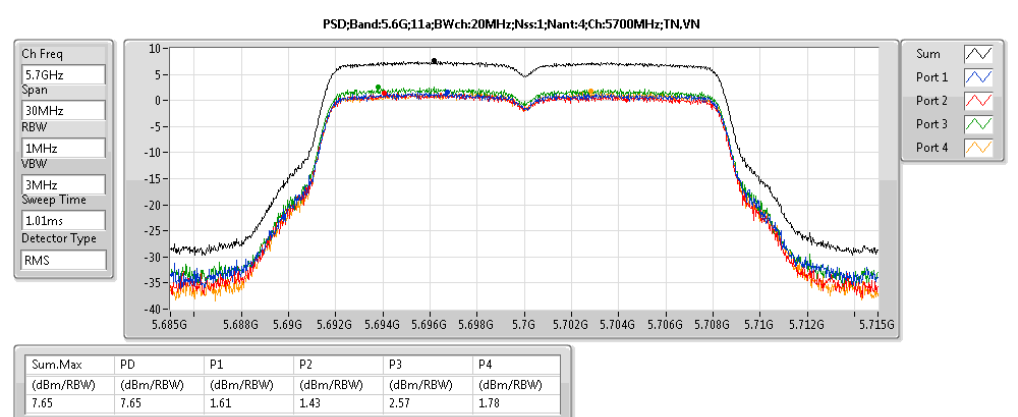
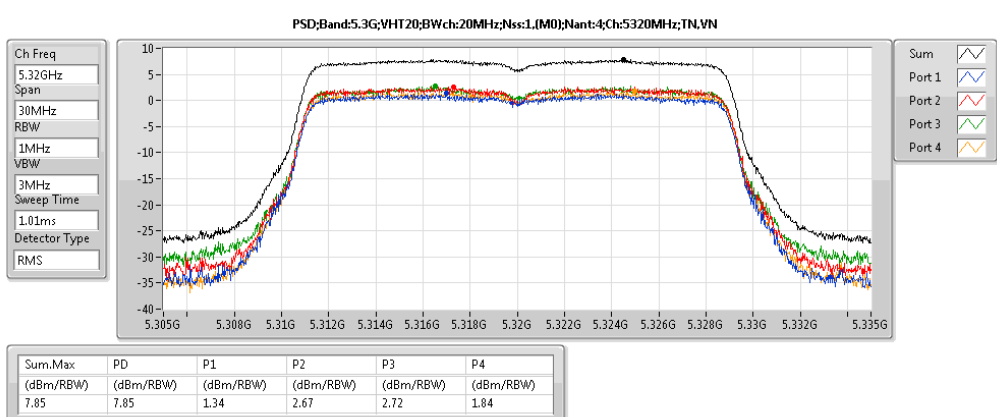
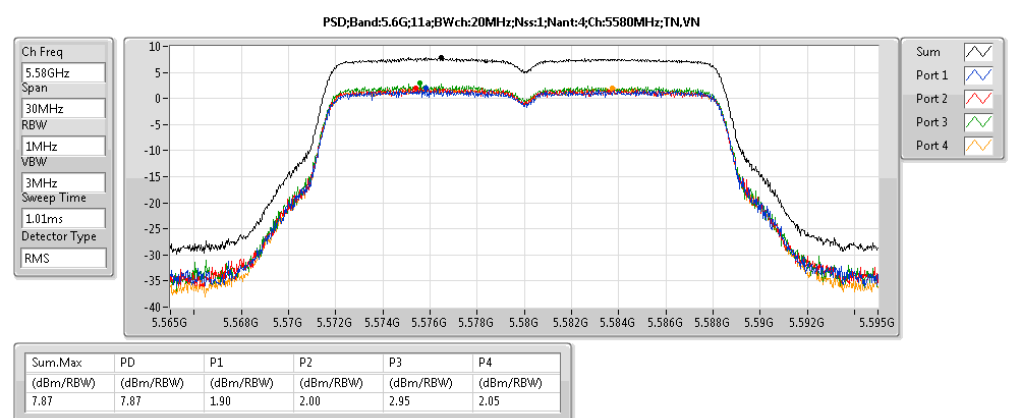
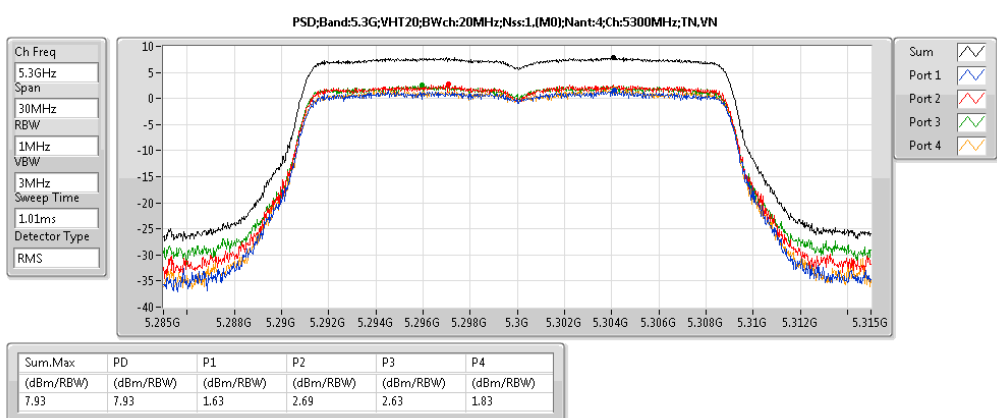
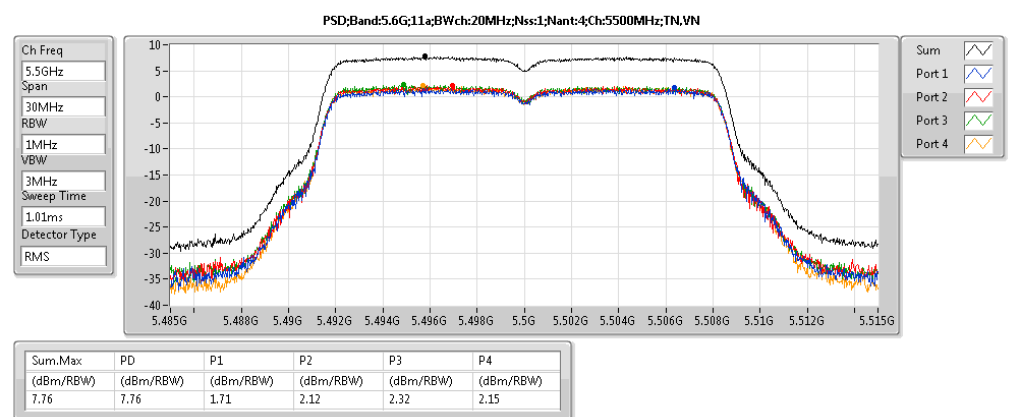
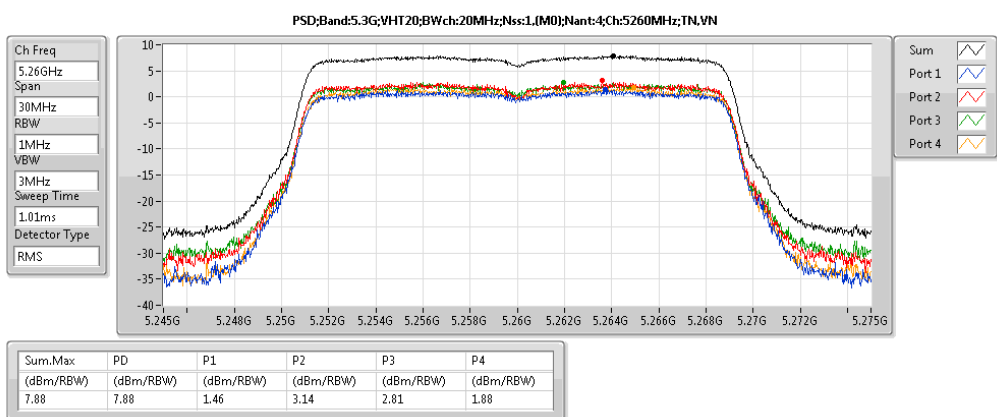
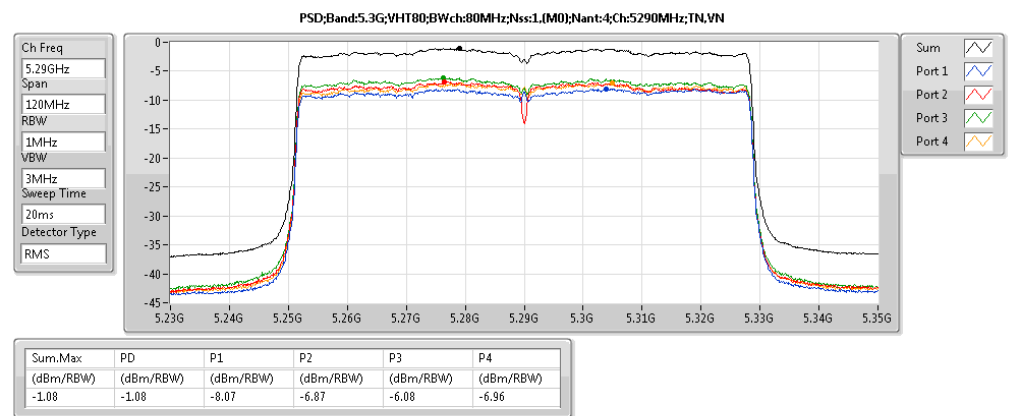
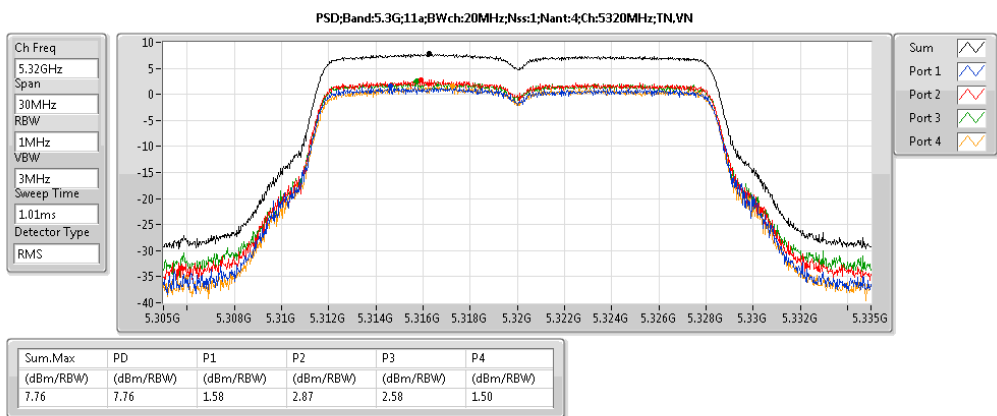
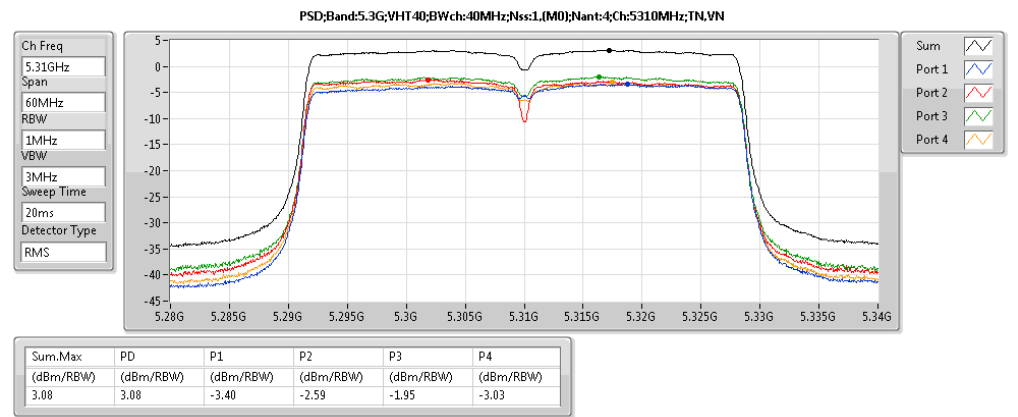
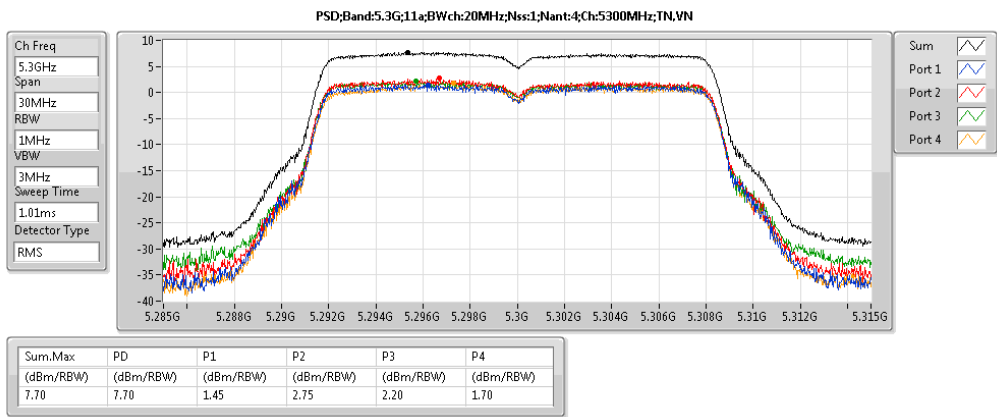
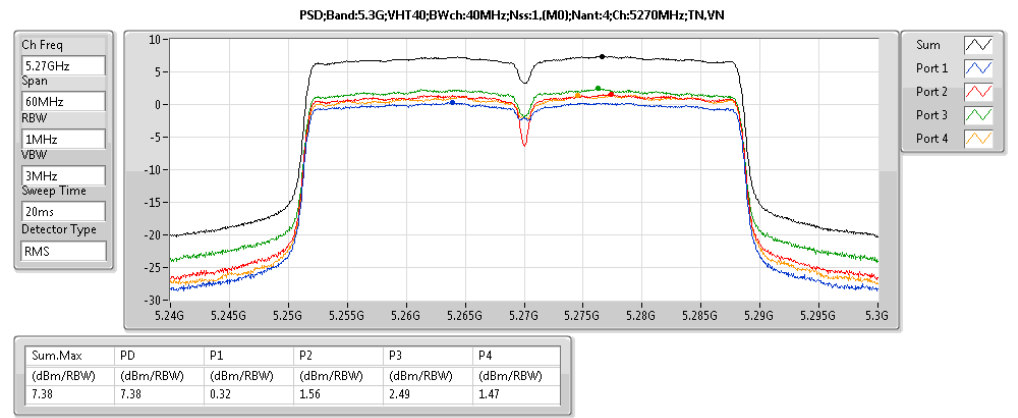
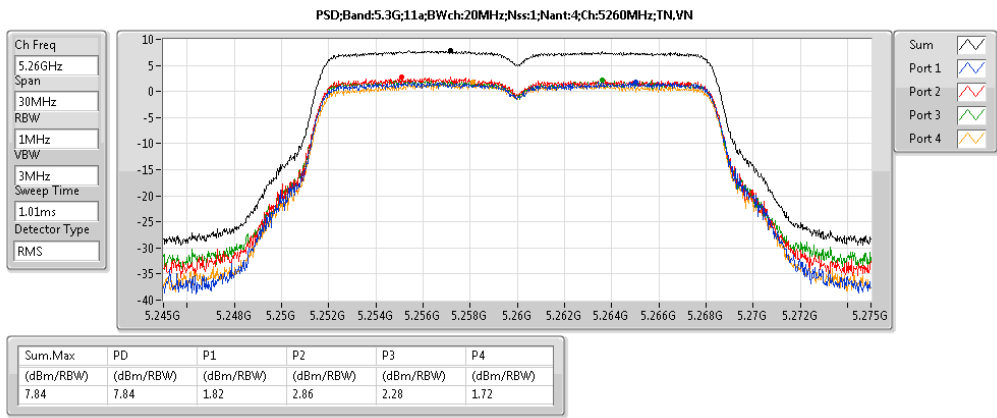
Summary

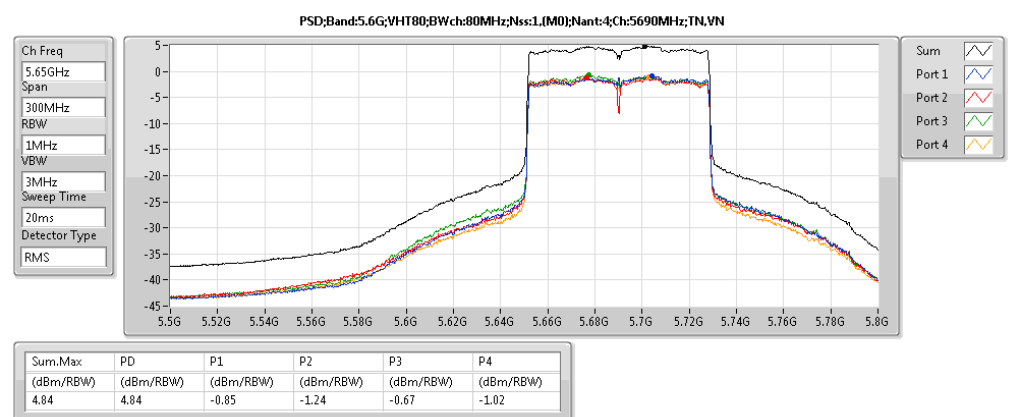
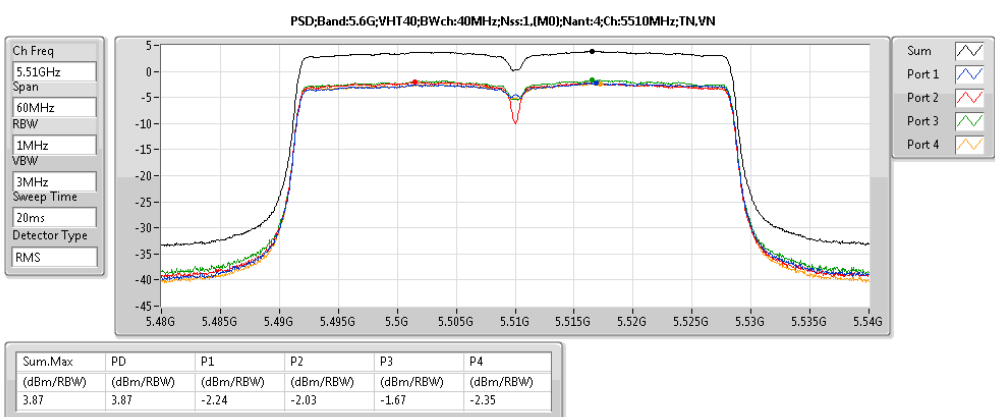
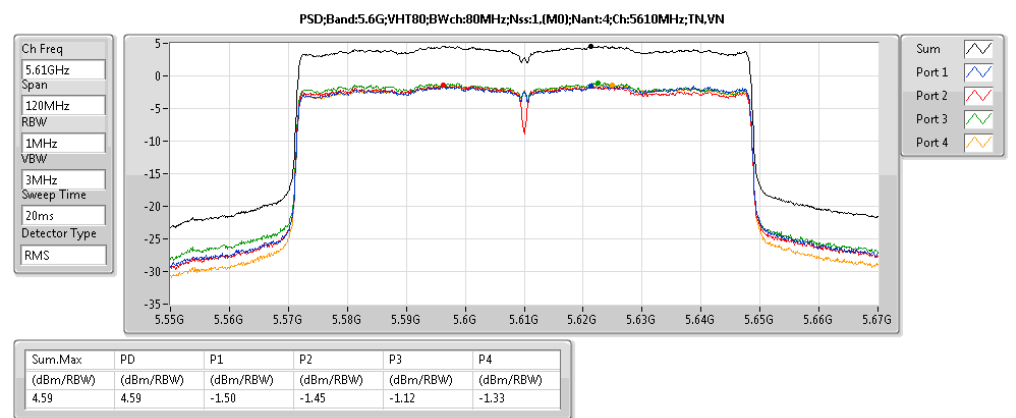
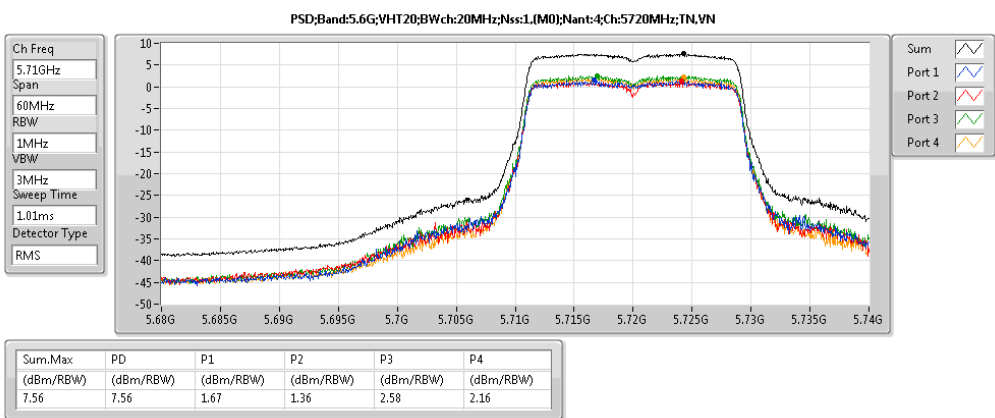
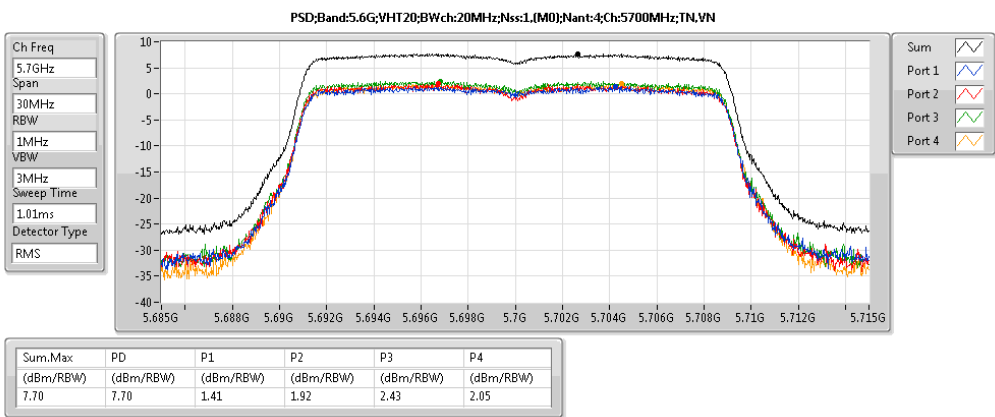
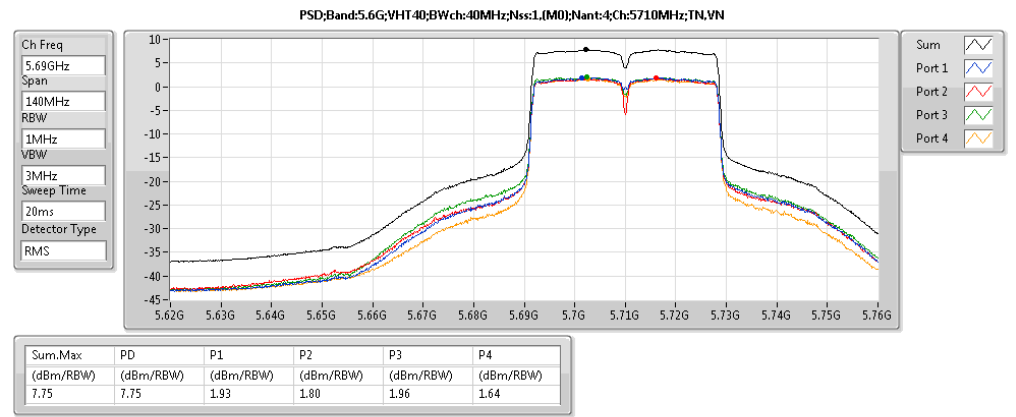
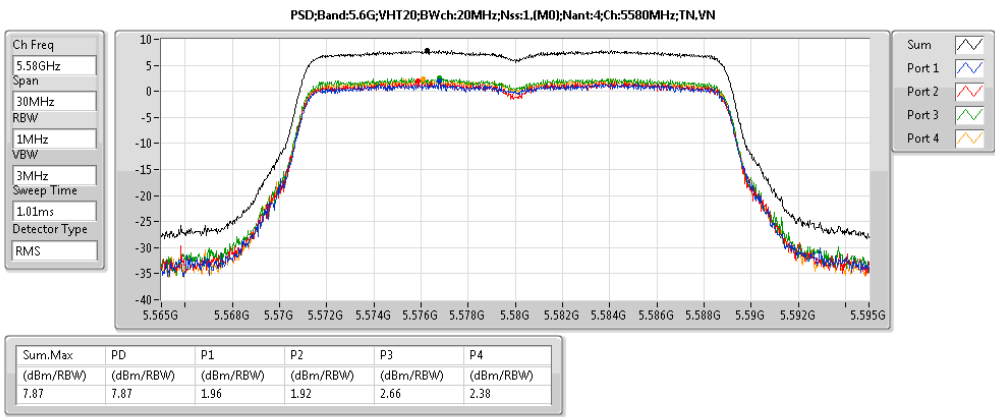
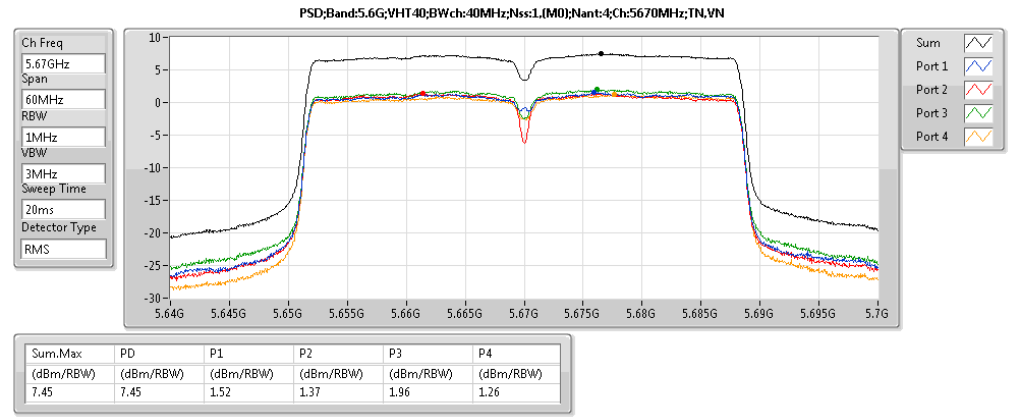
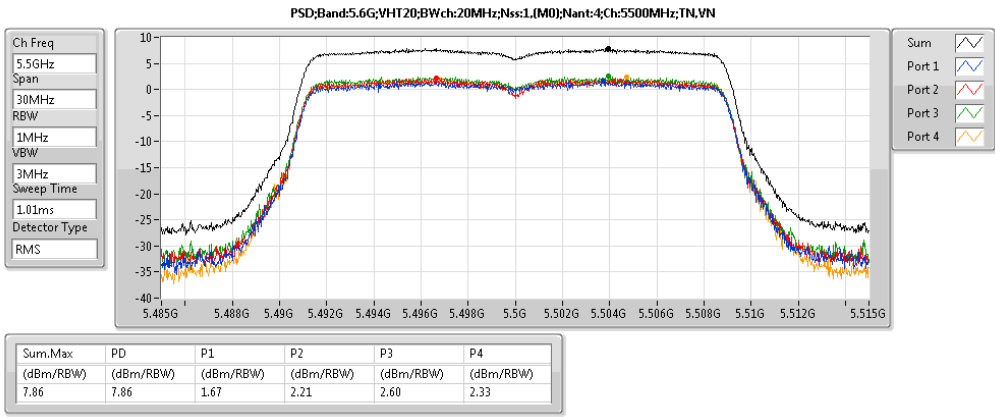
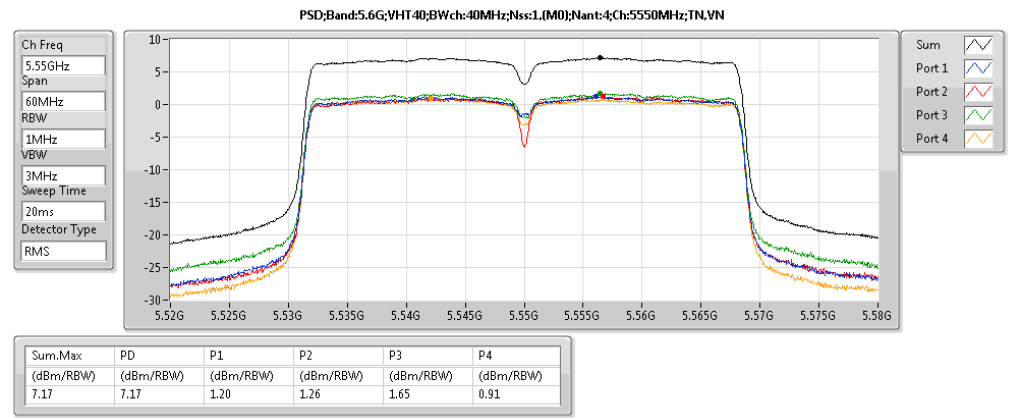
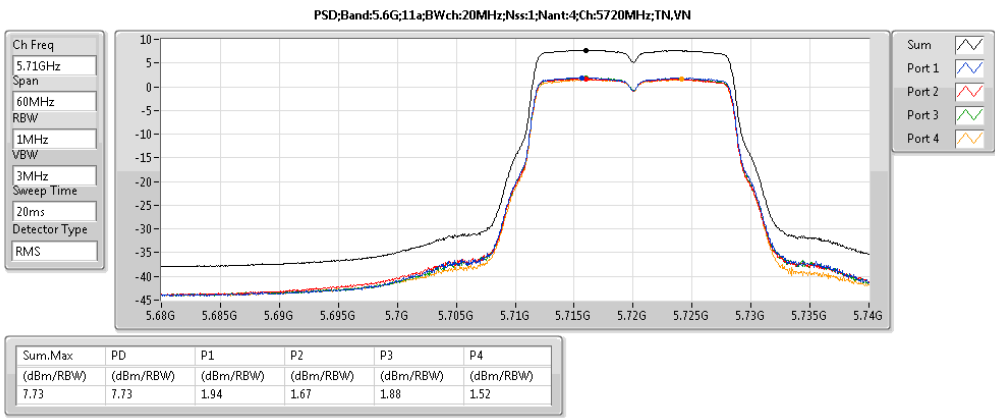
| Mode                         | PD<br>(dBm/RBW) | EIRP.PD<br>(dBm/RBW) |
|------------------------------|-----------------|----------------------|
| 5.3G;11a;Nss1;Ntx4           | 7.84            | 16.86                |
| 5.3G;VHT20;Nss1,(M0);Ntx4    | 7.93            | 16.95                |
| 5.3G;VHT40;Nss1,(M0);Ntx4    | 7.38            | 16.40                |
| 5.3G;VHT80;Nss1,(M0);Ntx4    | -1.08           | 7.94                 |
| 5.6G;11a;Nss1;Ntx4           | 7.87            | 16.89                |
| 5.6G;VHT20;Nss1,(M0);Ntx4    | 7.87            | 16.89                |
| 5.6G;VHT40;Nss1,(M0);Ntx4    | 7.75            | 16.77                |
| 5.6G;VHT80;Nss1,(M0);Ntx4    | 4.84            | 13.86                |
| 5.8G;11a;Nss1;Ntx4           | 6.00            | 15.02                |
| 5.8G;VHT20;Nss1,(M0);Ntx4    | 5.86            | 14.88                |
| 5.8G;VHT40;Nss1,(M0);Ntx4    | 5.55            | 14.57                |
| 5.8G;VHT80;Nss1,(M0);Ntx4    | 2.56            | 11.58                |
| 5.3G;VHT20,BF;Nss1,(M0);Ntx4 | 7.32            | 16.34                |
| 5.3G;VHT40,BF;Nss1,(M0);Ntx4 | 4.59            | 13.61                |
| 5.3G;VHT80,BF;Nss1,(M0);Ntx4 | 0.66            | 9.68                 |
| 5.6G;VHT20,BF;Nss1,(M0);Ntx4 | 7.27            | 16.29                |
| 5.6G;VHT40,BF;Nss1,(M0);Ntx4 | 4.77            | 13.79                |
| 5.6G;VHT80,BF;Nss1,(M0);Ntx4 | 1.83            | 10.85                |
| 5.8G;VHT20,BF;Nss1,(M0);Ntx4 | 5.34            | 14.36                |
| 5.8G;VHT40,BF;Nss1,(M0);Ntx4 | 2.53            | 11.55                |
| 5.8G;VHT80,BF;Nss1,(M0);Ntx4 | -0.75           | 8.28                 |

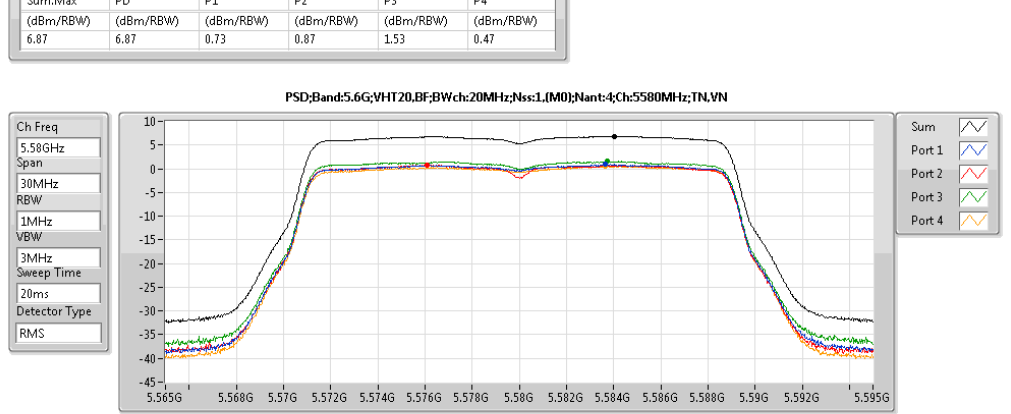
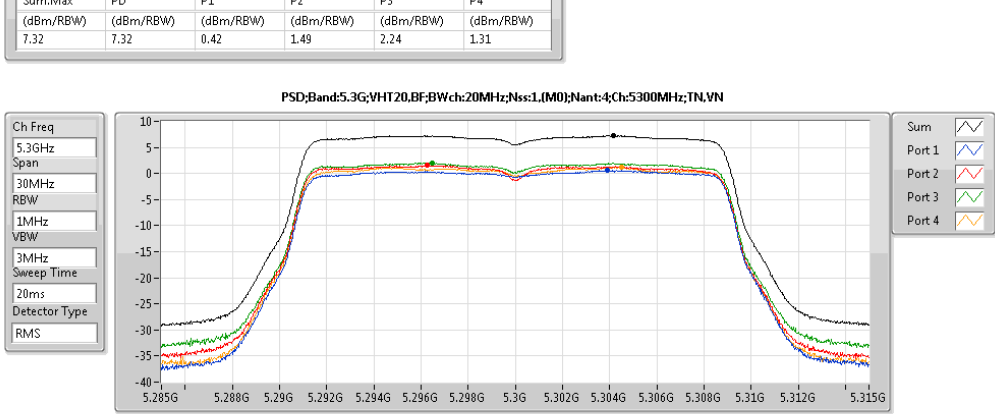
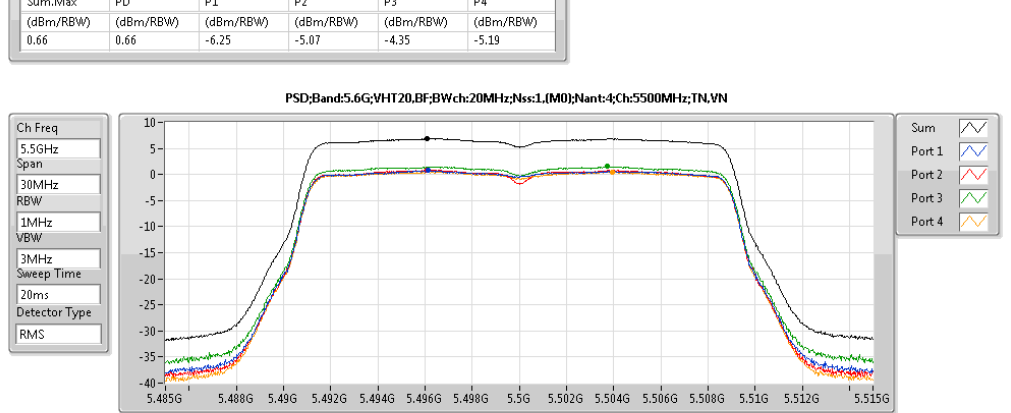
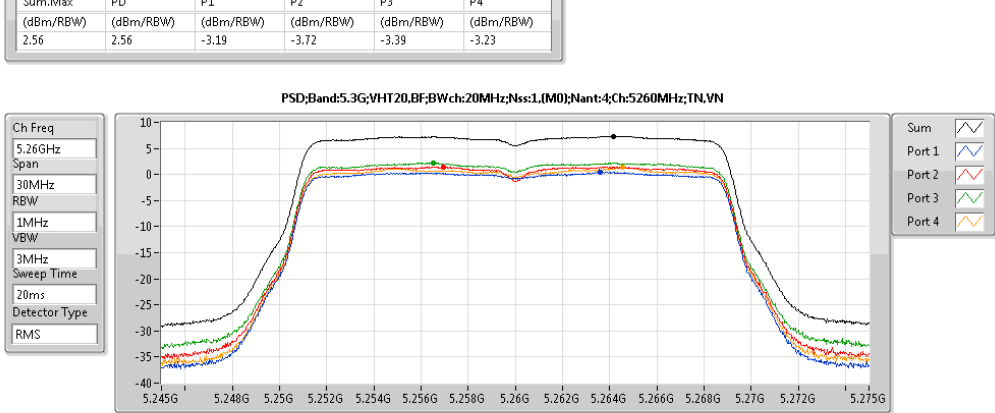
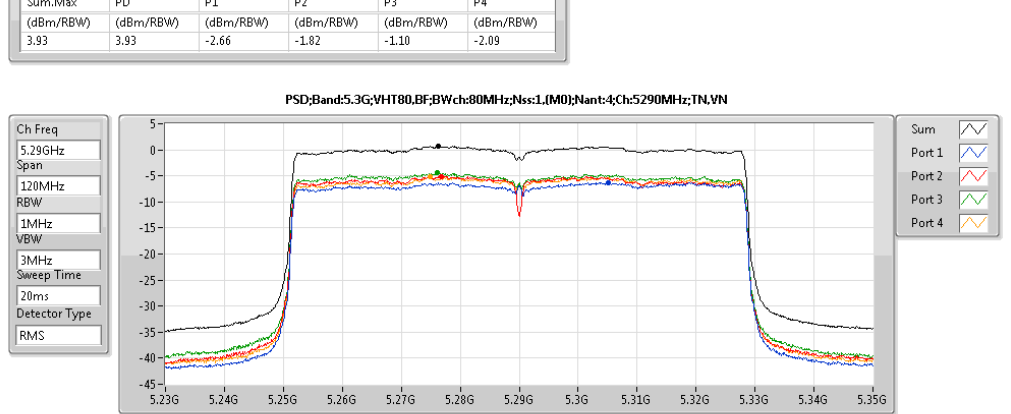
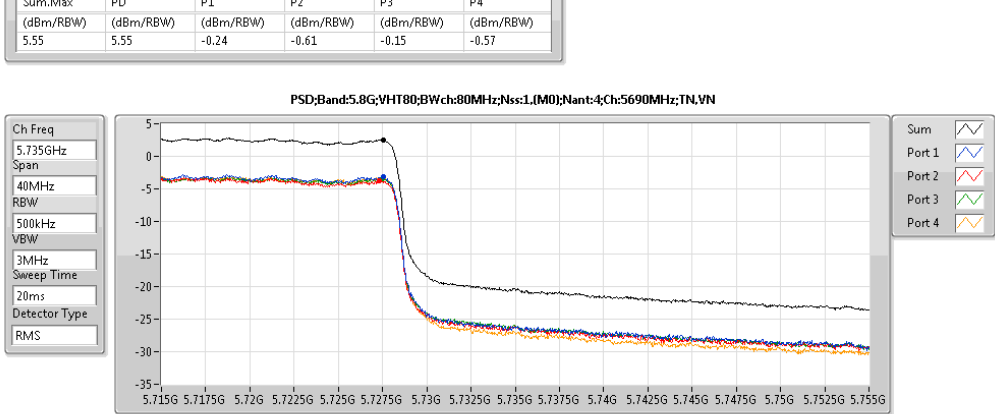
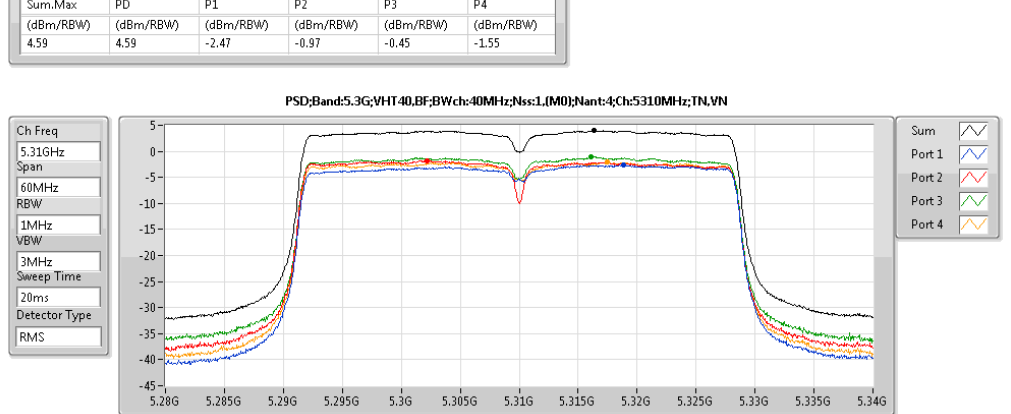
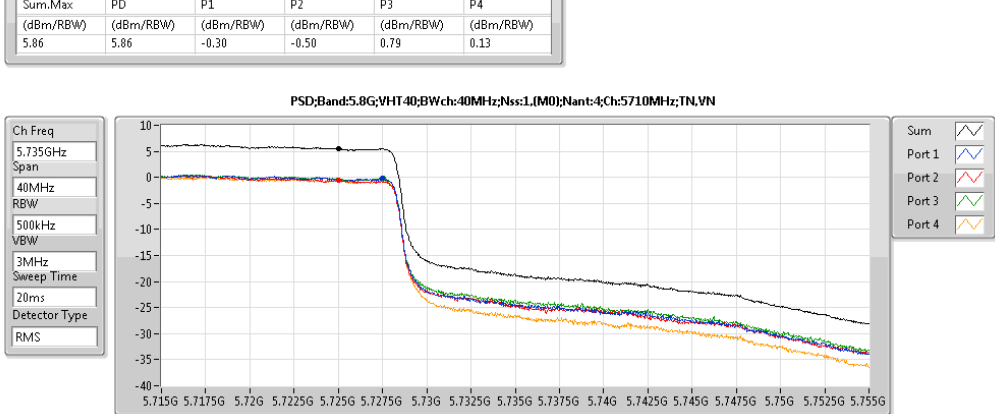
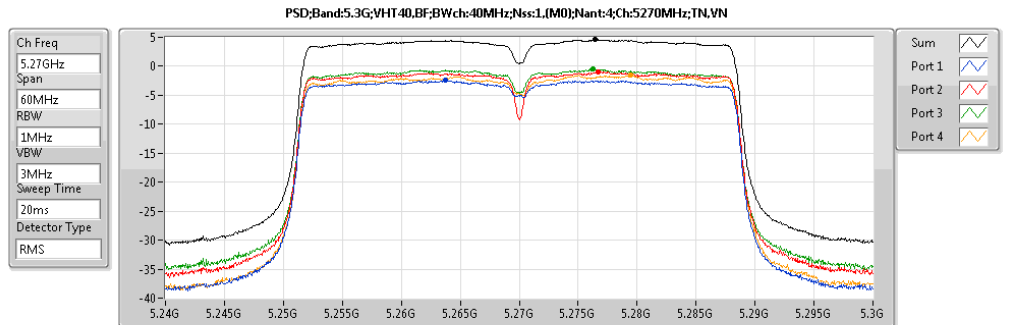
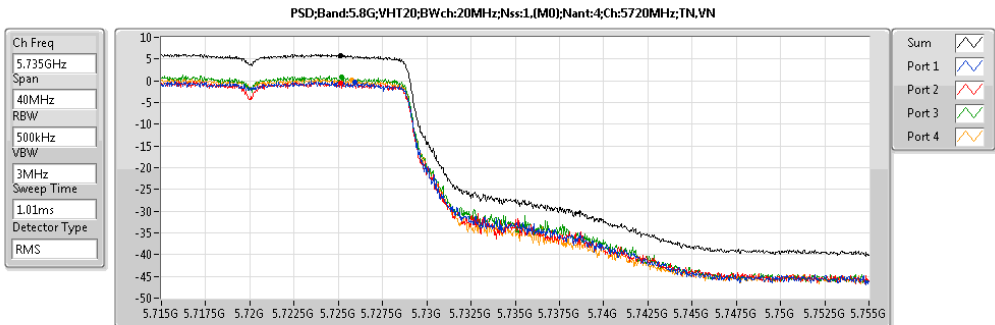
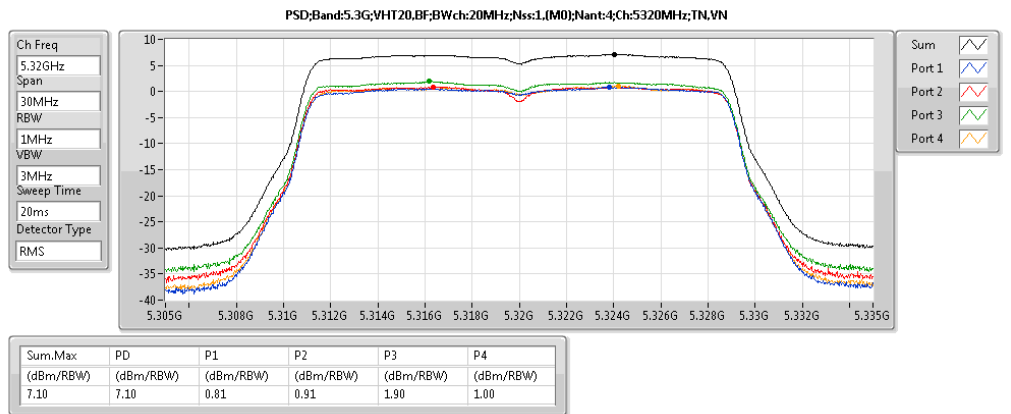
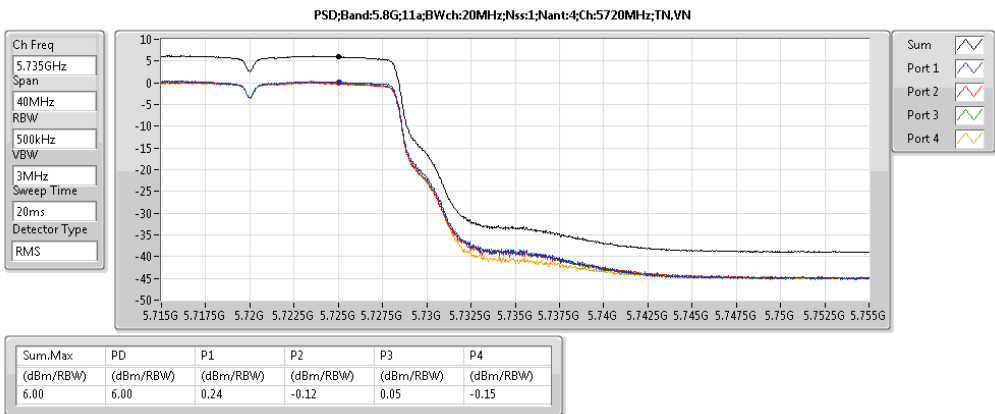


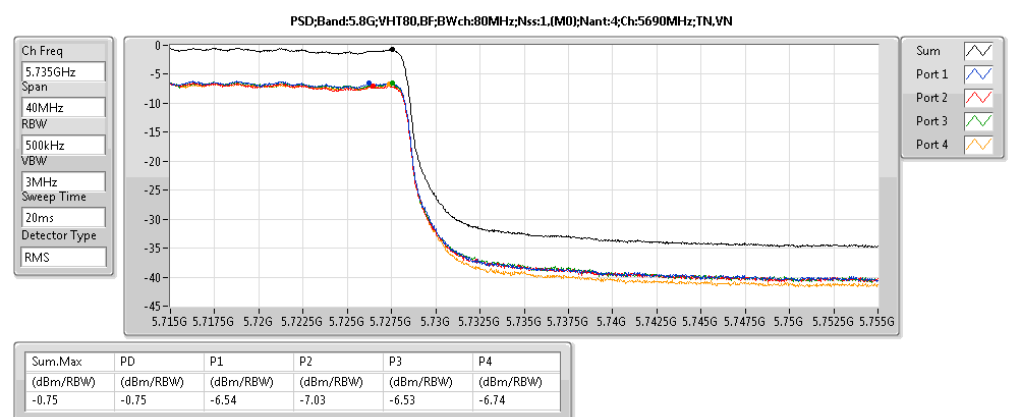
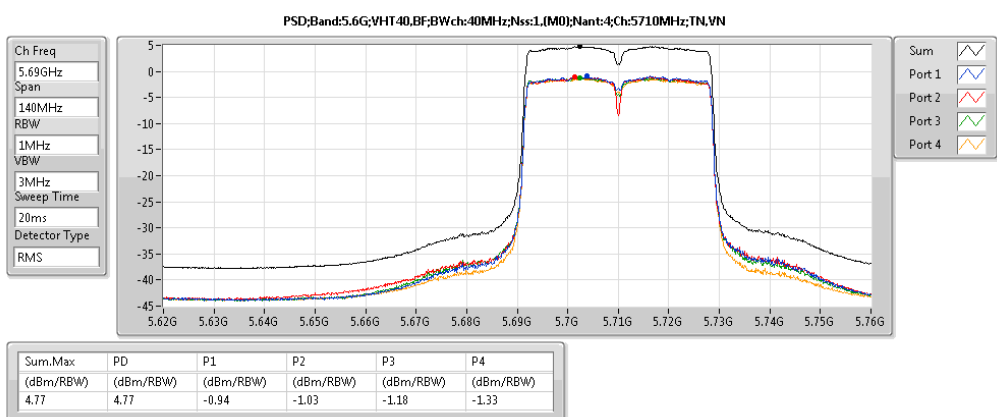
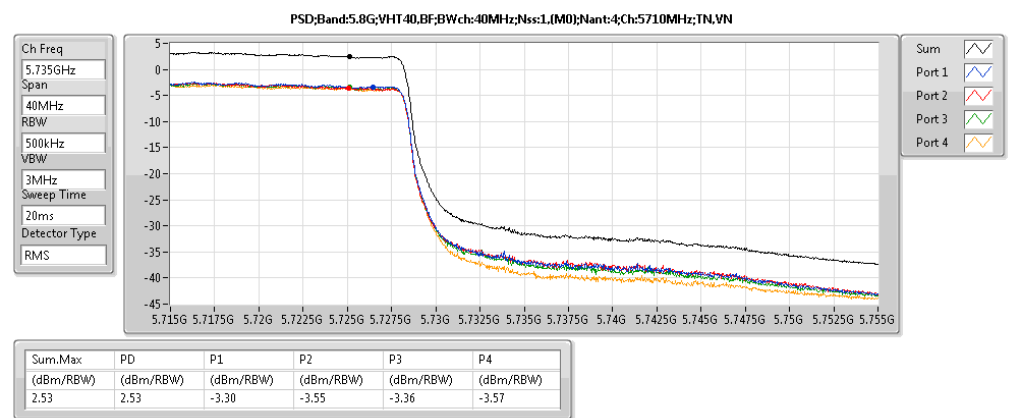
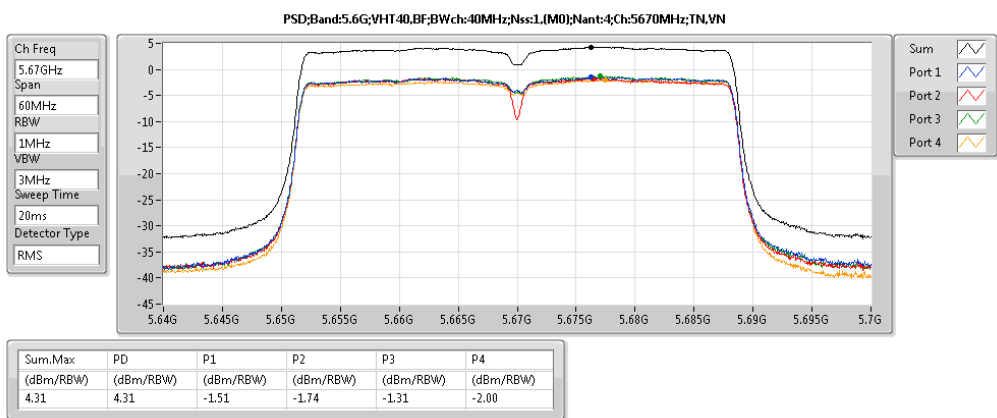
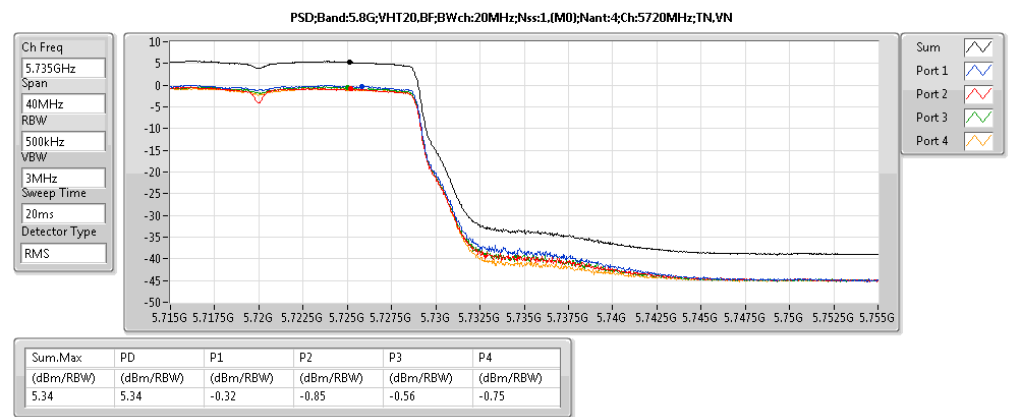
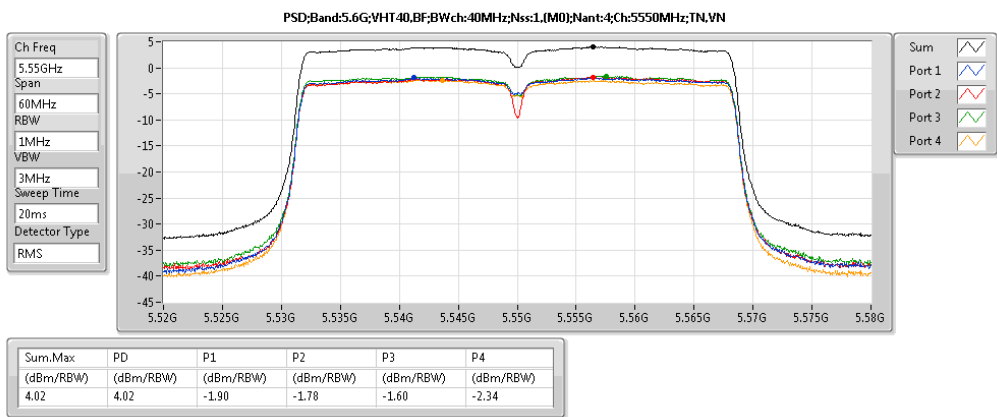
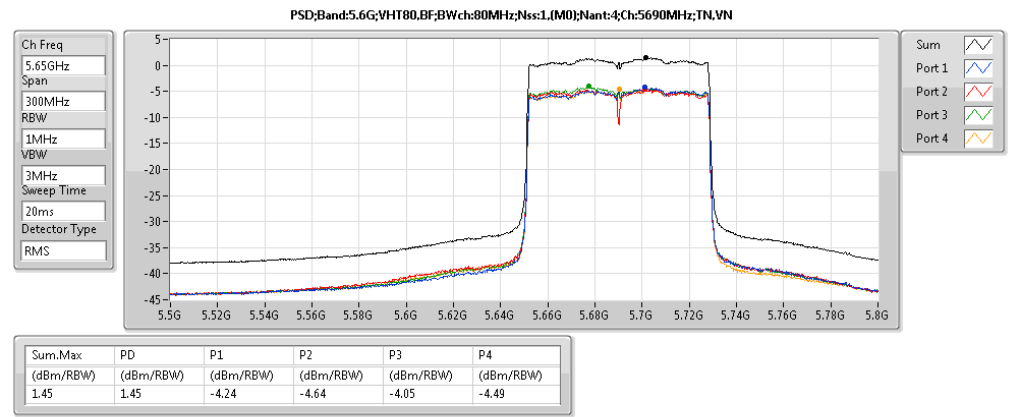
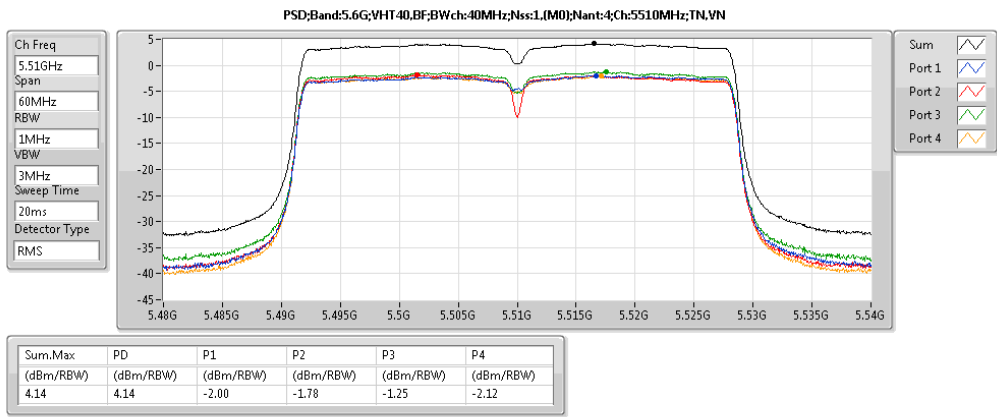
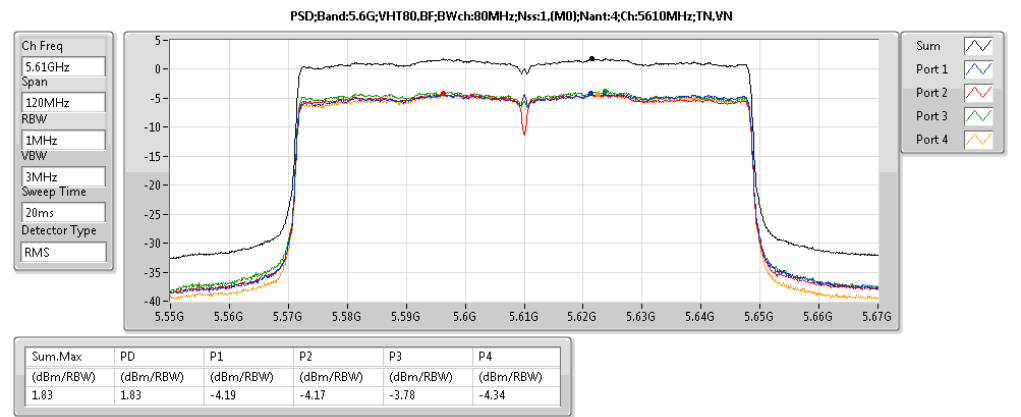
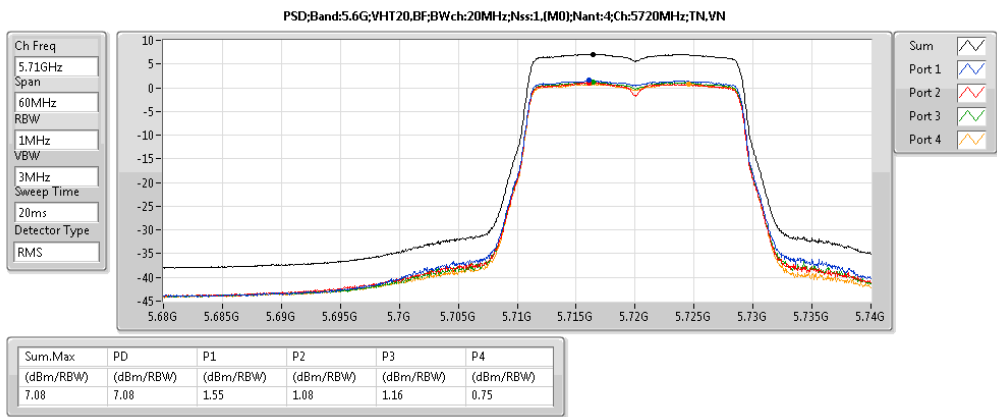
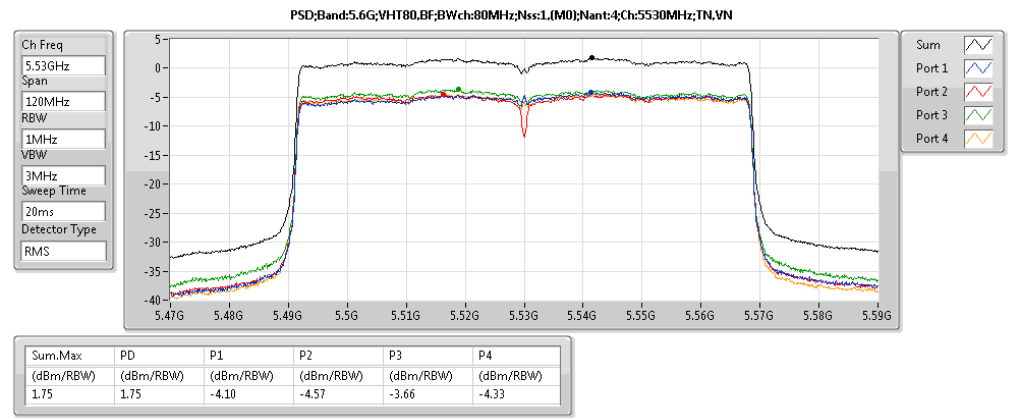
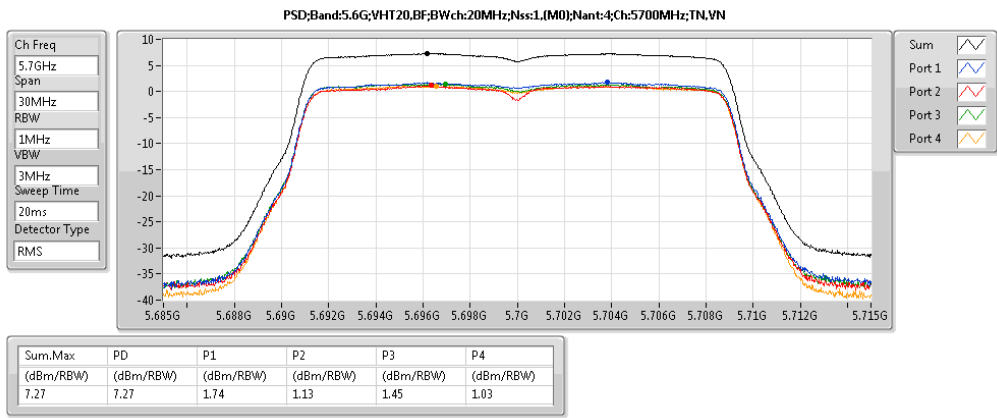
Result

| Mode                              | Result | Meas.RBW<br>(Hz) | Lim.RBW<br>(Hz) | BWCF<br>(dB) | DG<br>(dBi) | PD<br>(dBm/RBW) | PD.Limit<br>(dBm/RBW) | EIRP.PD<br>(dBm/RBW) | EIRP.PD.Li<br>m<br>(dBm/RBW) | P1<br>(dBm/RBW) | P2<br>(dBm/RBW) | P3<br>(dBm/RBW) | P4<br>(dBm/RBW) |
|-----------------------------------|--------|------------------|-----------------|--------------|-------------|-----------------|-----------------------|----------------------|------------------------------|-----------------|-----------------|-----------------|-----------------|
| 5.3G;11a:Nss1:Ntx4:5260           | Pass   | 1M               | 1M              | 0.00         | 9.02        | 7.84            | 7.98                  | 16.86                | Inf                          | 1.82            | 2.86            | 2.28            | 1.72            |
| 5.3G;11a:Nss1:Ntx4:5300           | Pass   | 1M               | 1M              | 0.00         | 9.02        | 7.70            | 7.98                  | 16.73                | Inf                          | 1.45            | 2.75            | 2.20            | 1.70            |
| 5.3G;11a:Nss1:Ntx4:5320           | Pass   | 1M               | 1M              | 0.00         | 9.02        | 7.76            | 7.98                  | 16.78                | Inf                          | 1.58            | 2.87            | 2.58            | 1.50            |
| 5.3G;VHT20:Nss1,(M0):Ntx4:5260    | Pass   | 1M               | 1M              | 0.00         | 9.02        | 7.88            | 7.98                  | 16.91                | Inf                          | 1.46            | 3.14            | 2.81            | 1.88            |
| 5.3G;VHT20:Nss1,(M0):Ntx4:5300    | Pass   | 1M               | 1M              | 0.00         | 9.02        | 7.93            | 7.98                  | 16.95                | Inf                          | 1.63            | 2.69            | 2.63            | 1.83            |
| 5.3G;VHT20:Nss1,(M0):Ntx4:5320    | Pass   | 1M               | 1M              | 0.00         | 9.02        | 7.85            | 7.98                  | 16.88                | Inf                          | 1.34            | 2.67            | 2.72            | 1.84            |
| 5.3G;VHT40:Nss1,(M0):Ntx4:5270    | Pass   | 1M               | 1M              | 0.00         | 9.02        | 7.38            | 7.98                  | 16.40                | Inf                          | 0.32            | 1.56            | 2.49            | 1.47            |
| 5.3G;VHT40:Nss1,(M0):Ntx4:5310    | Pass   | 1M               | 1M              | 0.00         | 9.02        | 3.08            | 7.98                  | 12.10                | Inf                          | -3.40           | -2.59           | -1.95           | -3.03           |
| 5.3G;VHT80:Nss1,(M0):Ntx4:5290    | Pass   | 1M               | 1M              | 0.00         | 9.02        | -1.08           | 7.98                  | 7.94                 | Inf                          | -8.07           | -6.87           | -6.08           | -6.96           |
| 5.6G;11a:Nss1:Ntx4:5500           | Pass   | 1M               | 1M              | 0.00         | 9.02        | 7.76            | 7.98                  | 16.78                | Inf                          | 1.71            | 2.12            | 2.32            | 2.15            |
| 5.6G;11a:Nss1:Ntx4:5580           | Pass   | 1M               | 1M              | 0.00         | 9.02        | 7.87            | 7.98                  | 16.89                | Inf                          | 1.90            | 2.00            | 2.95            | 2.05            |
| 5.6G;11a:Nss1:Ntx4:5700           | Pass   | 1M               | 1M              | 0.00         | 9.02        | 7.65            | 7.98                  | 16.67                | Inf                          | 1.61            | 1.43            | 2.57            | 1.78            |
| 5.6G;11a:Nss1:Ntx4:5720           | Pass   | 1M               | 1M              | 0.00         | 9.02        | 7.73            | 7.98                  | 16.75                | Inf                          | 1.94            | 1.67            | 1.88            | 1.52            |
| 5.6G;VHT20:Nss1,(M0):Ntx4:5500    | Pass   | 1M               | 1M              | 0.00         | 9.02        | 7.86            | 7.98                  | 16.88                | Inf                          | 1.67            | 2.21            | 2.60            | 2.33            |
| 5.6G;VHT20:Nss1,(M0):Ntx4:5580    | Pass   | 1M               | 1M              | 0.00         | 9.02        | 7.87            | 7.98                  | 16.89                | Inf                          | 1.96            | 1.92            | 2.66            | 2.38            |
| 5.6G;VHT20:Nss1,(M0):Ntx4:5700    | Pass   | 1M               | 1M              | 0.00         | 9.02        | 7.70            | 7.98                  | 16.72                | Inf                          | 1.41            | 1.92            | 2.43            | 2.05            |
| 5.6G;VHT20:Nss1,(M0):Ntx4:5720    | Pass   | 1M               | 1M              | 0.00         | 9.02        | 7.56            | 7.98                  | 16.58                | Inf                          | 1.67            | 1.36            | 2.58            | 2.16            |
| 5.6G;VHT40:Nss1,(M0):Ntx4:5510    | Pass   | 1M               | 1M              | 0.00         | 9.02        | 3.87            | 7.98                  | 12.89                | Inf                          | -2.24           | -2.03           | -1.67           | -2.35           |
| 5.6G;VHT40:Nss1,(M0):Ntx4:5550    | Pass   | 1M               | 1M              | 0.00         | 9.02        | 7.17            | 7.98                  | 16.20                | Inf                          | 1.20            | 1.26            | 1.65            | 0.91            |
| 5.6G;VHT40:Nss1,(M0):Ntx4:5670    | Pass   | 1M               | 1M              | 0.00         | 9.02        | 7.45            | 7.98                  | 16.47                | Inf                          | 1.52            | 1.37            | 1.96            | 1.26            |
| 5.6G;VHT40:Nss1,(M0):Ntx4:5710    | Pass   | 1M               | 1M              | 0.00         | 9.02        | 7.75            | 7.98                  | 16.77                | Inf                          | 1.93            | 1.80            | 1.96            | 1.64            |
| 5.6G;VHT80:Nss1,(M0):Ntx4:5530    | Pass   | 1M               | 1M              | 0.00         | 9.02        | 0.46            | 7.98                  | 9.48                 | Inf                          | -5.41           | -5.66           | -5.01           | -5.73           |
| 5.6G;VHT80:Nss1,(M0):Ntx4:5610    | Pass   | 1M               | 1M              | 0.00         | 9.02        | 4.59            | 7.98                  | 13.61                | Inf                          | -1.50           | -1.45           | -1.12           | -1.33           |
| 5.6G;VHT80:Nss1,(M0):Ntx4:5690    | Pass   | 1M               | 1M              | 0.00         | 9.02        | 4.84            | 7.98                  | 13.86                | Inf                          | -0.85           | -1.24           | -0.67           | -1.02           |
| 5.8G;11a:Nss1:Ntx4:5720           | Pass   | 500k             | 500k            | 0.00         | 9.02        | 6.00            | 26.98                 | 15.02                | Inf                          | 0.24            | -0.12           | 0.05            | -0.15           |
| 5.8G;VHT20:Nss1,(M0):Ntx4:5720    | Pass   | 500k             | 500k            | 0.00         | 9.02        | 5.86            | 26.98                 | 14.88                | Inf                          | -0.30           | -0.50           | 0.79            | 0.13            |
| 5.8G;VHT40:Nss1,(M0):Ntx4:5710    | Pass   | 500k             | 500k            | 0.00         | 9.02        | 5.55            | 26.98                 | 14.57                | Inf                          | -0.24           | -0.61           | -0.15           | -0.57           |
| 5.8G;VHT80:Nss1,(M0):Ntx4:5690    | Pass   | 500k             | 500k            | 0.00         | 9.02        | 2.56            | 26.98                 | 11.58                | Inf                          | -3.19           | -3.72           | -3.39           | -3.23           |
| 5.3G;VHT20,BF:Nss1,(M0):Ntx4:5260 | Pass   | 1M               | 1M              | 0.00         | 9.02        | 7.32            | 7.98                  | 16.34                | Inf                          | 0.42            | 1.49            | 2.24            | 1.31            |
| 5.3G;VHT20,BF:Nss1,(M0):Ntx4:5300 | Pass   | 1M               | 1M              | 0.00         | 9.02        | 7.26            | 7.98                  | 16.28                | Inf                          | 0.58            | 1.52            | 2.03            | 1.19            |
| 5.3G;VHT20,BF:Nss1,(M0):Ntx4:5320 | Pass   | 1M               | 1M              | 0.00         | 9.02        | 7.10            | 7.98                  | 16.12                | Inf                          | 0.81            | 0.91            | 1.90            | 1.00            |
| 5.3G;VHT40,BF:Nss1,(M0):Ntx4:5270 | Pass   | 1M               | 1M              | 0.00         | 9.02        | 4.59            | 7.98                  | 13.61                | Inf                          | -2.47           | -0.97           | -0.45           | -1.55           |
| 5.3G;VHT40,BF:Nss1,(M0):Ntx4:5310 | Pass   | 1M               | 1M              | 0.00         | 9.02        | 3.93            | 7.98                  | 12.95                | Inf                          | -2.66           | -1.82           | -1.10           | -2.09           |
| 5.3G;VHT80,BF:Nss1,(M0):Ntx4:5290 | Pass   | 1M               | 1M              | 0.00         | 9.02        | 0.66            | 7.98                  | 9.68                 | Inf                          | -6.25           | -5.07           | -4.35           | -5.19           |
| 5.6G;VHT20,BF:Nss1,(M0):Ntx4:5500 | Pass   | 1M               | 1M              | 0.00         | 9.02        | 6.87            | 7.98                  | 15.89                | Inf                          | 0.73            | 0.87            | 1.53            | 0.47            |
| 5.6G;VHT20,BF:Nss1,(M0):Ntx4:5580 | Pass   | 1M               | 1M              | 0.00         | 9.02        | 6.87            | 7.98                  | 15.89                | Inf                          | 0.89            | 0.75            | 1.53            | 0.54            |
| 5.6G;VHT20,BF:Nss1,(M0):Ntx4:5700 | Pass   | 1M               | 1M              | 0.00         | 9.02        | 7.27            | 7.98                  | 16.29                | Inf                          | 1.74            | 1.13            | 1.45            | 1.03            |
| 5.6G;VHT20,BF:Nss1,(M0):Ntx4:5720 | Pass   | 1M               | 1M              | 0.00         | 9.02        | 7.08            | 7.98                  | 16.11                | Inf                          | 1.55            | 1.08            | 1.16            | 0.75            |
| 5.6G;VHT40,BF:Nss1,(M0):Ntx4:5510 | Pass   | 1M               | 1M              | 0.00         | 9.02        | 4.14            | 7.98                  | 13.16                | Inf                          | -2.00           | -1.78           | -1.25           | -2.12           |
| 5.6G;VHT40,BF:Nss1,(M0):Ntx4:5550 | Pass   | 1M               | 1M              | 0.00         | 9.02        | 4.02            | 7.98                  | 13.04                | Inf                          | -1.90           | -1.78           | -1.60           | -2.34           |
| 5.6G;VHT40,BF:Nss1,(M0):Ntx4:5670 | Pass   | 1M               | 1M              | 0.00         | 9.02        | 4.31            | 7.98                  | 13.33                | Inf                          | -1.51           | -1.74           | -1.31           | -2.00           |
| 5.6G;VHT40,BF:Nss1,(M0):Ntx4:5710 | Pass   | 1M               | 1M              | 0.00         | 9.02        | 4.77            | 7.98                  | 13.79                | Inf                          | -0.94           | -1.03           | -1.18           | -1.33           |
| 5.6G;VHT80,BF:Nss1,(M0):Ntx4:5530 | Pass   | 1M               | 1M              | 0.00         | 9.02        | 1.75            | 7.98                  | 10.77                | Inf                          | -4.10           | -4.57           | -3.66           | -4.33           |
| 5.6G;VHT80,BF:Nss1,(M0):Ntx4:5610 | Pass   | 1M               | 1M              | 0.00         | 9.02        | 1.83            | 7.98                  | 10.85                | Inf                          | -4.19           | -4.17           | -3.78           | -4.34           |
| 5.6G;VHT80,BF:Nss1,(M0):Ntx4:5690 | Pass   | 1M               | 1M              | 0.00         | 9.02        | 1.45            | 7.98                  | 10.47                | Inf                          | -4.24           | -4.64           | -4.05           | -4.49           |
| 5.8G;VHT20,BF:Nss1,(M0):Ntx4:5720 | Pass   | 500k             | 500k            | 0.00         | 9.02        | 5.34            | 26.98                 | 14.36                | Inf                          | -0.32           | -0.85           | -0.56           | -0.75           |
| 5.8G;VHT40,BF:Nss1,(M0):Ntx4:5710 | Pass   | 500k             | 500k            | 0.00         | 9.02        | 2.53            | 26.98                 | 11.55                | Inf                          | -3.30           | -3.55           | -3.36           | -3.57           |
| 5.8G;VHT80,BF:Nss1,(M0):Ntx4:5690 | Pass   | 500k             | 500k            | 0.00         | 9.02        | -0.75           | 26.98                 | 8.28                 | Inf                          | -6.54           | -7.03           | -6.53           | -6.74           |













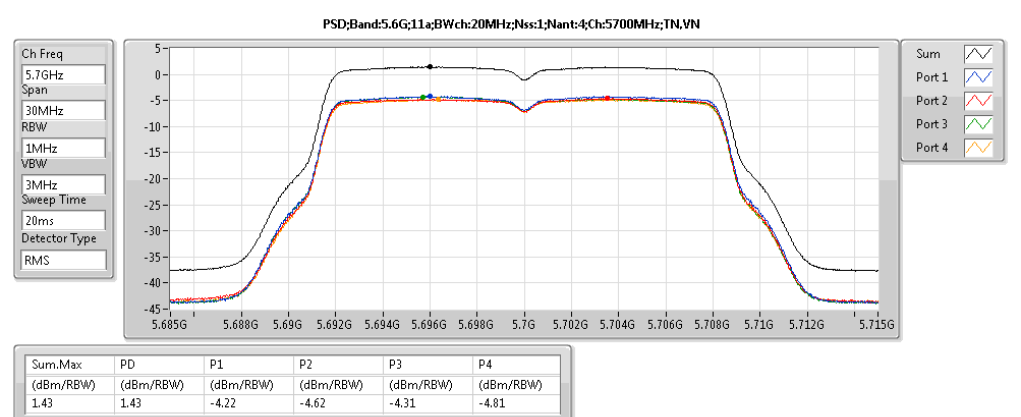
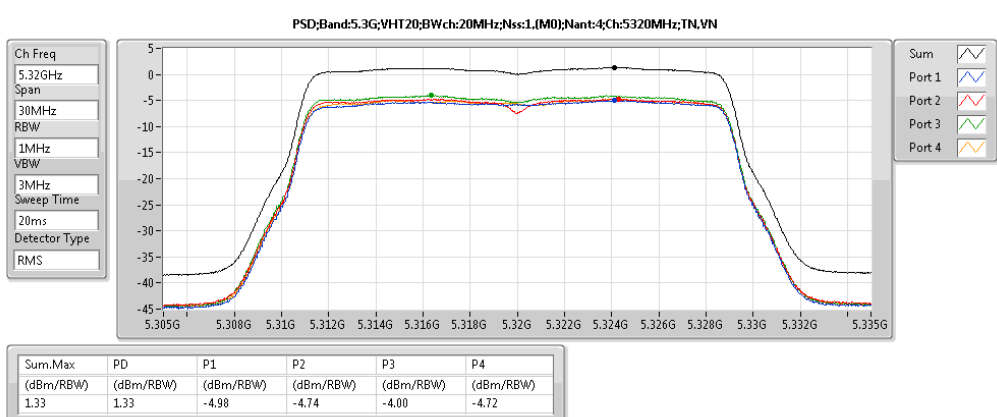
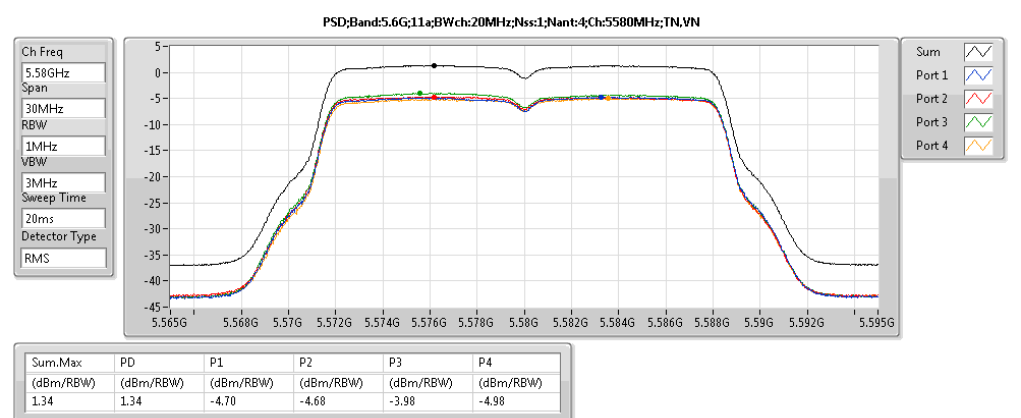
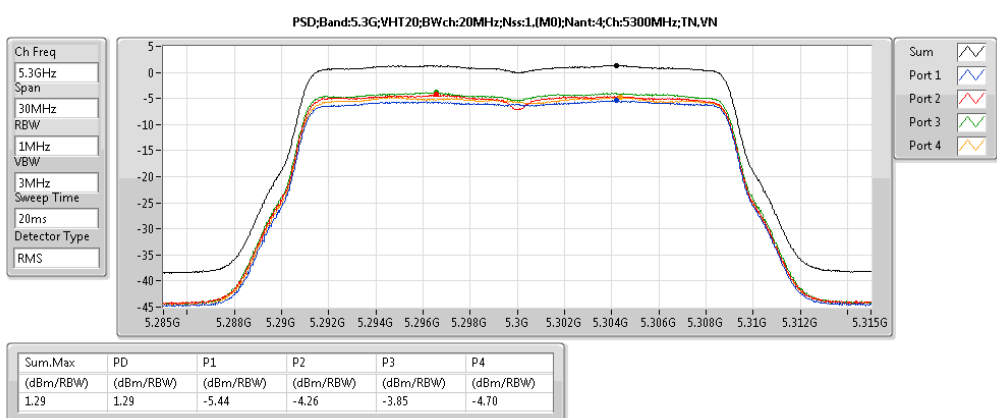
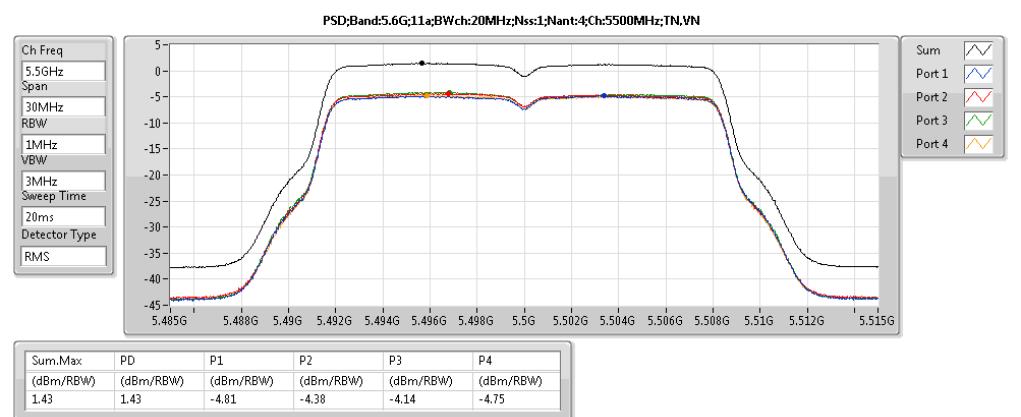
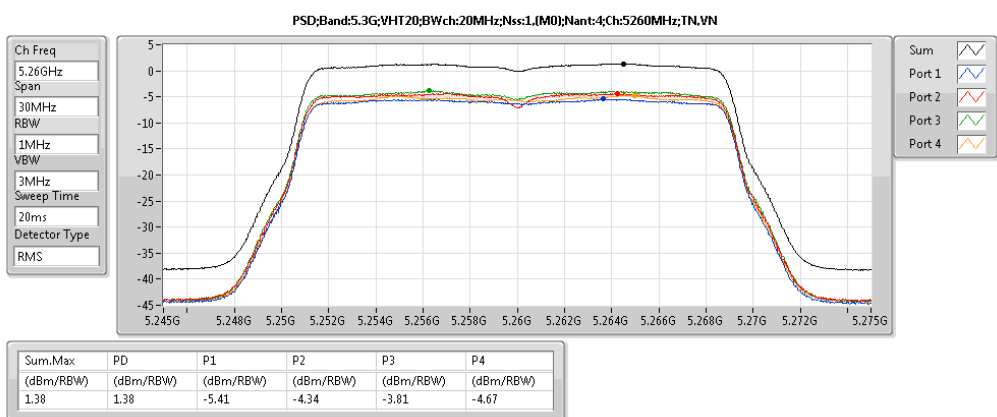
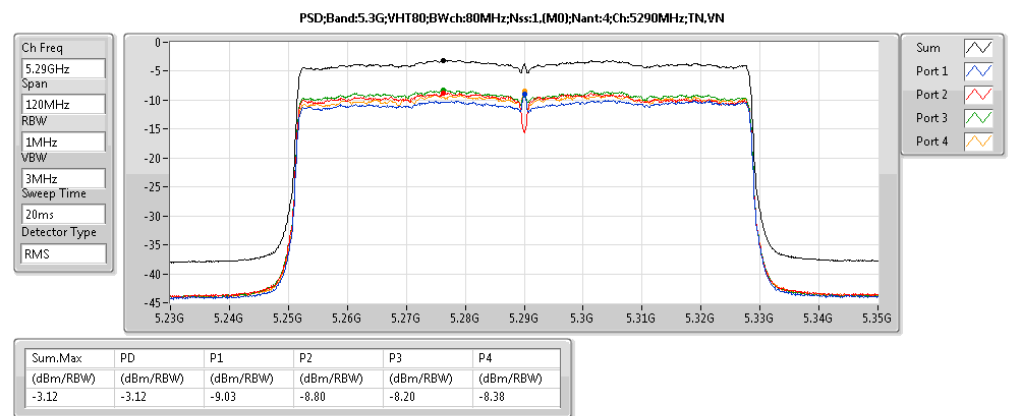
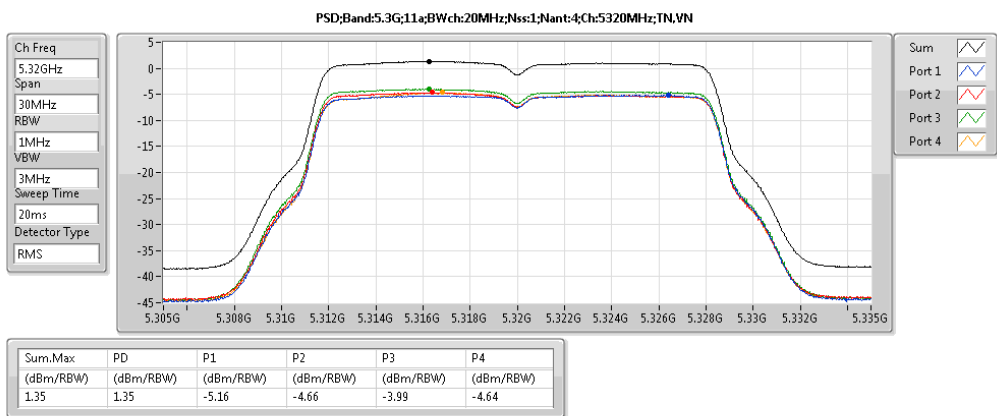
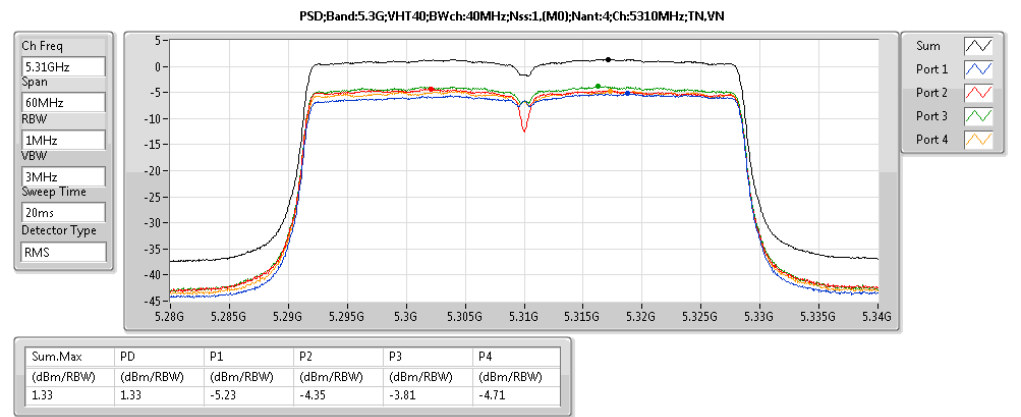
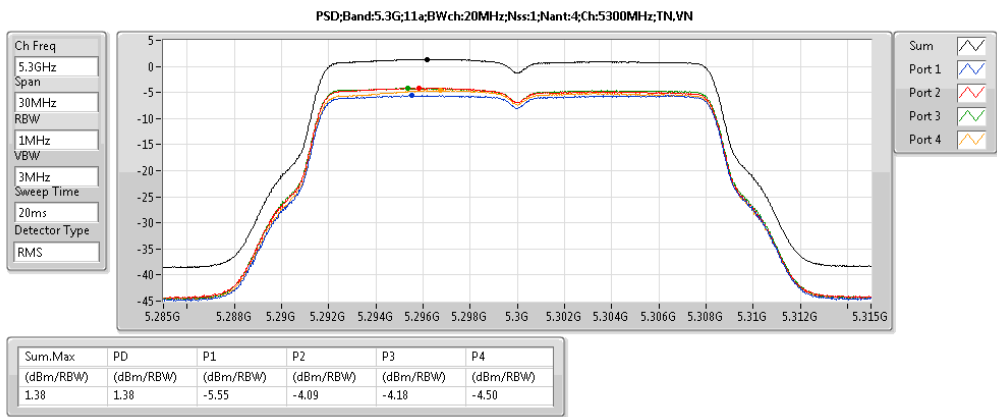
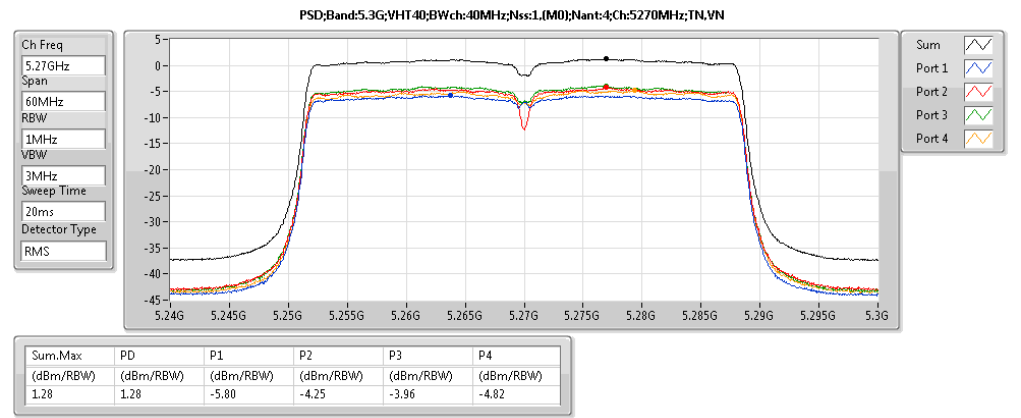
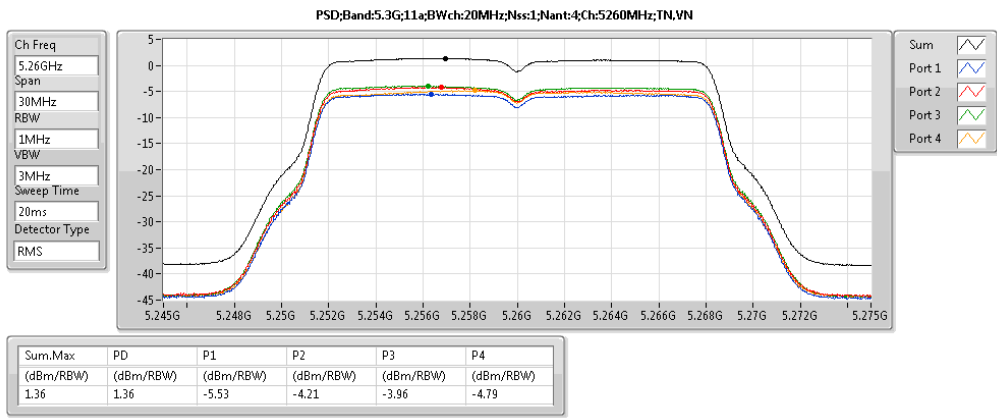
Summary

| Mode                         | PD<br>(dBm/RBW) | EIRP.PD<br>(dBm/RBW) |
|------------------------------|-----------------|----------------------|
| 5.3G;11a;Nss1;Ntx4           | 1.38            | 16.80                |
| 5.3G;VHT20;Nss1,(M0);Ntx4    | 1.38            | 16.80                |
| 5.3G;VHT40;Nss1,(M0);Ntx4    | 1.33            | 16.75                |
| 5.3G;VHT80;Nss1,(M0);Ntx4    | -3.12           | 12.30                |
| 5.6G;11a;Nss1;Ntx4           | 1.56            | 16.98                |
| 5.6G;VHT20;Nss1,(M0);Ntx4    | 1.43            | 16.85                |
| 5.6G;VHT40;Nss1,(M0);Ntx4    | 1.50            | 16.92                |
| 5.6G;VHT80;Nss1,(M0);Ntx4    | 1.49            | 16.91                |
| 5.8G;11a;Nss1;Ntx4           | -0.19           | 15.23                |
| 5.8G;VHT20;Nss1,(M0);Ntx4    | -0.41           | 15.01                |
| 5.8G;VHT40;Nss1,(M0);Ntx4    | -0.94           | 14.48                |
| 5.8G;VHT80;Nss1,(M0);Ntx4    | -0.78           | 14.64                |
| 5.3G;VHT20,BF;Nss1,(M0);Ntx4 | 1.17            | 16.59                |
| 5.3G;VHT40,BF;Nss1,(M0);Ntx4 | -1.77           | 13.65                |
| 5.3G;VHT80,BF;Nss1,(M0);Ntx4 | -4.61           | 10.81                |
| 5.6G;VHT20,BF;Nss1,(M0);Ntx4 | 1.36            | 16.79                |
| 5.6G;VHT40,BF;Nss1,(M0);Ntx4 | -1.59           | 13.83                |
| 5.6G;VHT80,BF;Nss1,(M0);Ntx4 | -4.23           | 11.19                |
| 5.8G;VHT20,BF;Nss1,(M0);Ntx4 | -0.41           | 15.01                |
| 5.8G;VHT40,BF;Nss1,(M0);Ntx4 | -3.77           | 11.66                |
| 5.8G;VHT80,BF;Nss1,(M0);Ntx4 | -6.74           | 8.68                 |



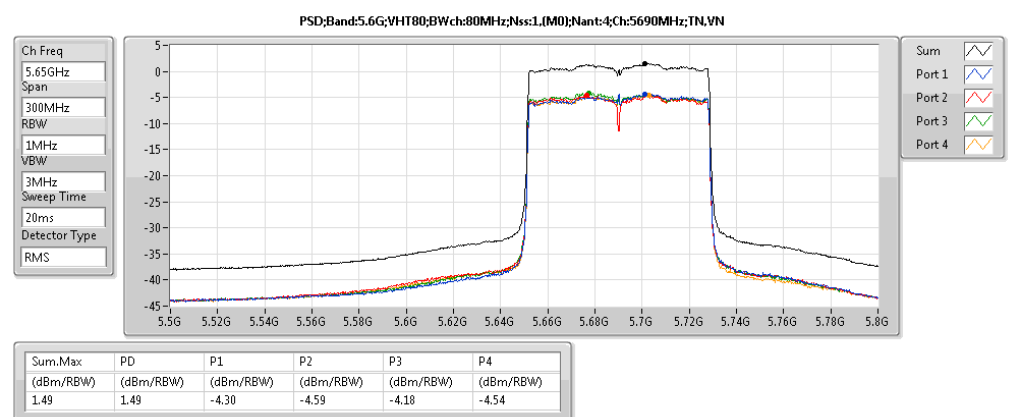
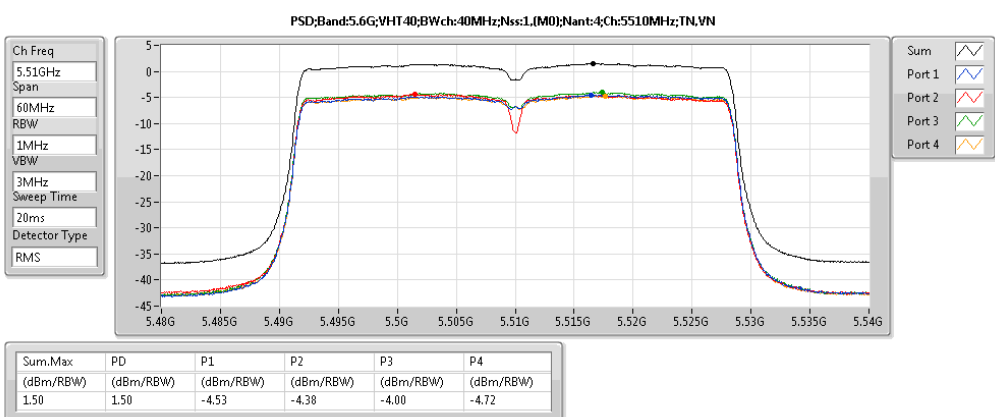
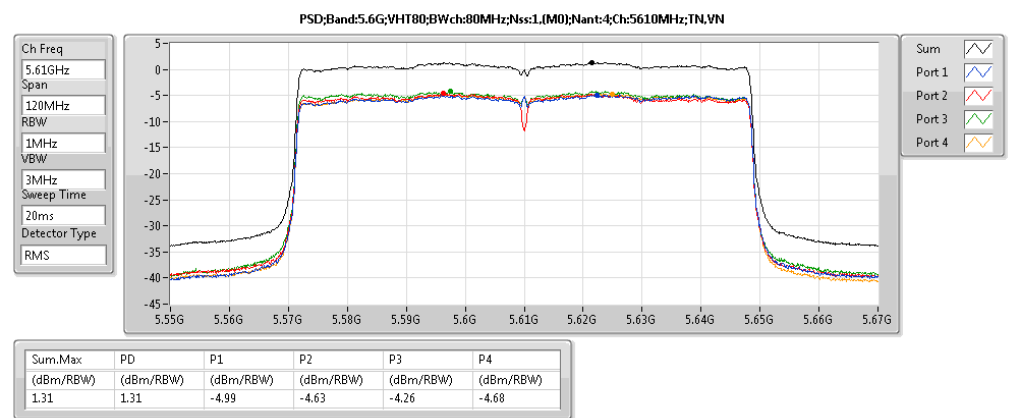
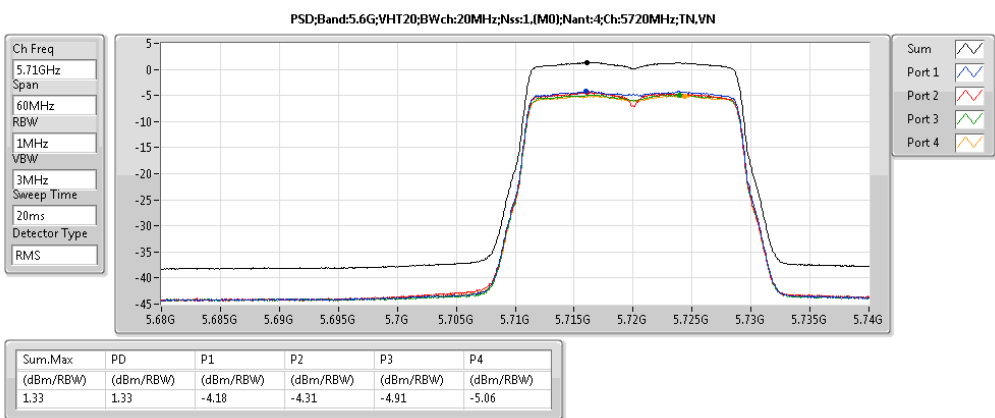
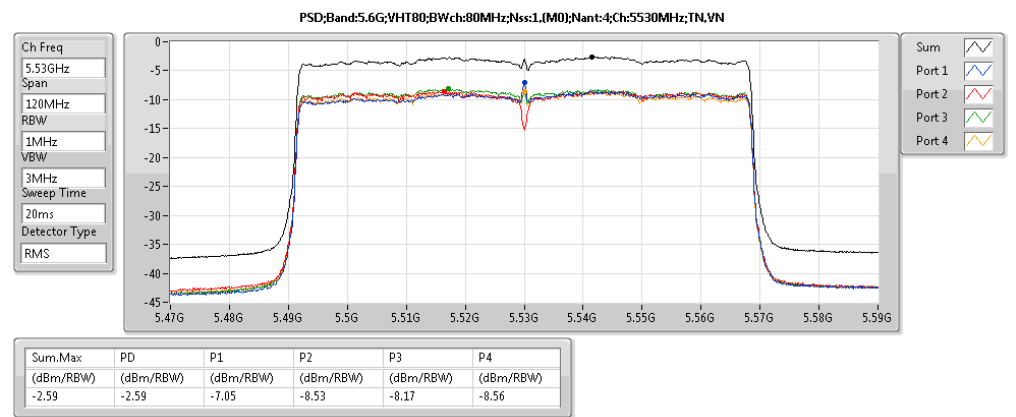
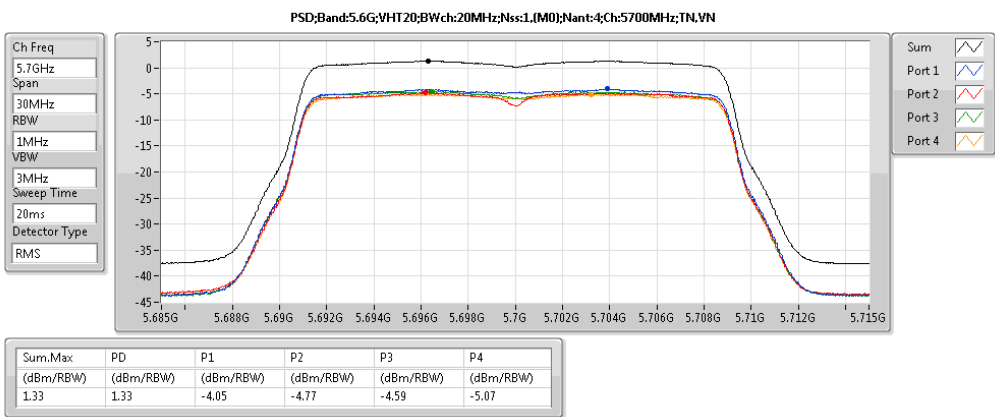
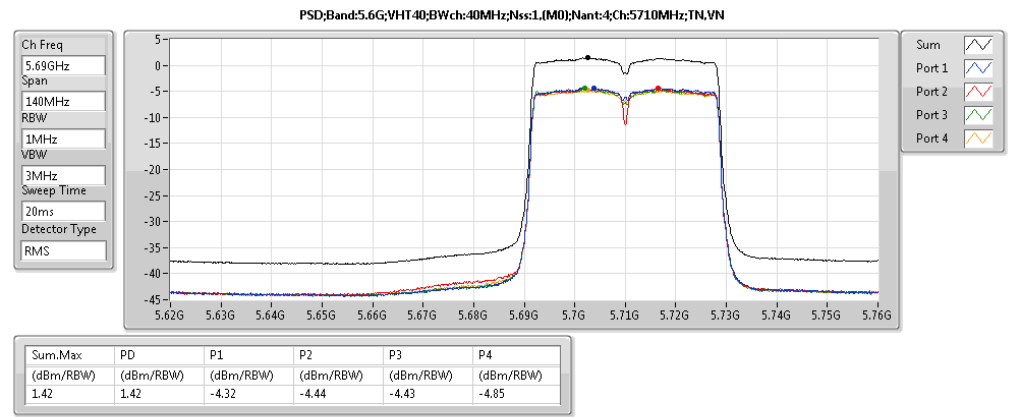
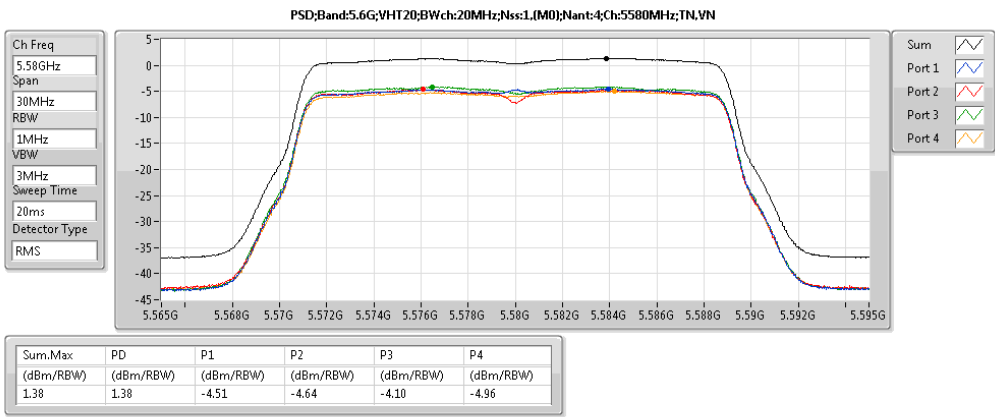
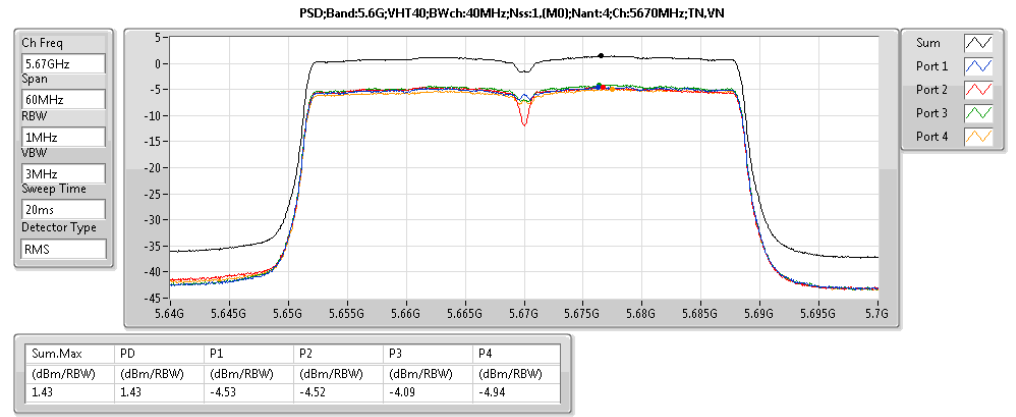
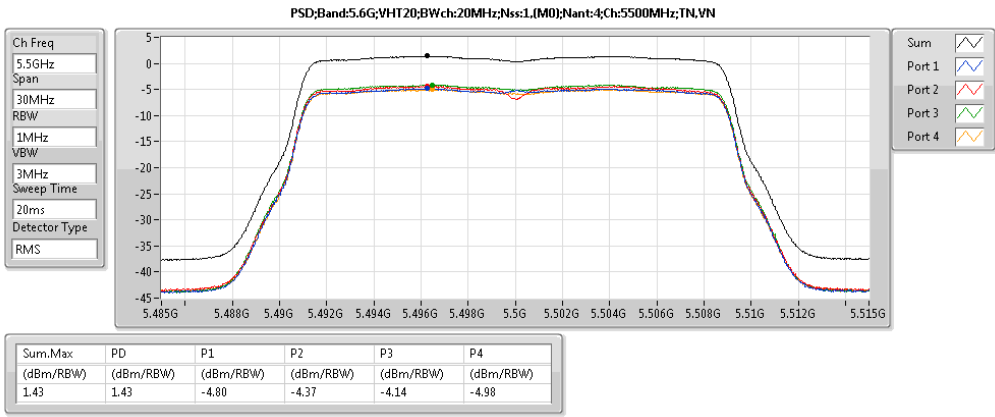
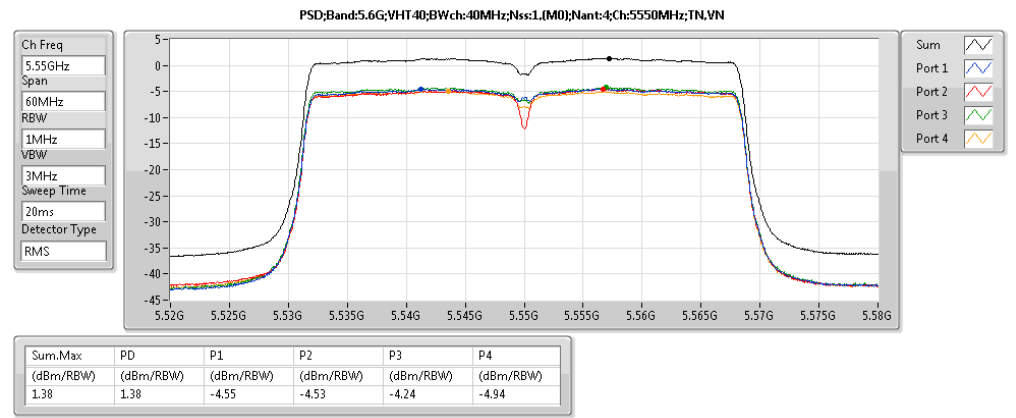
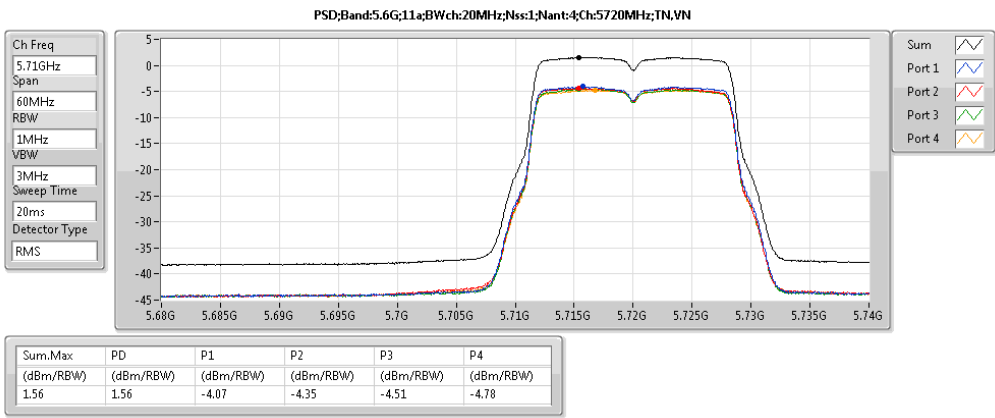
Result

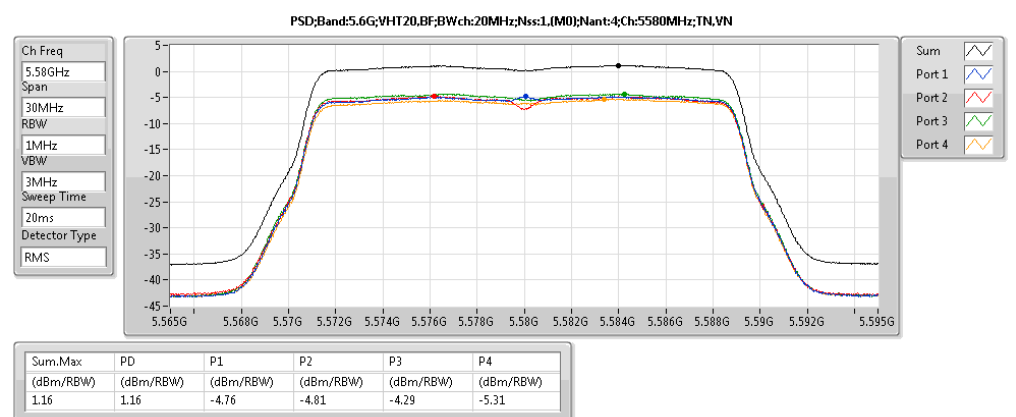
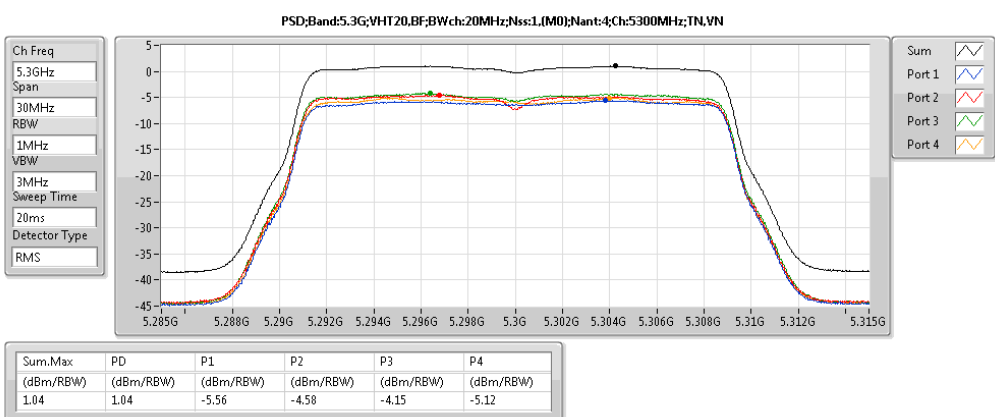
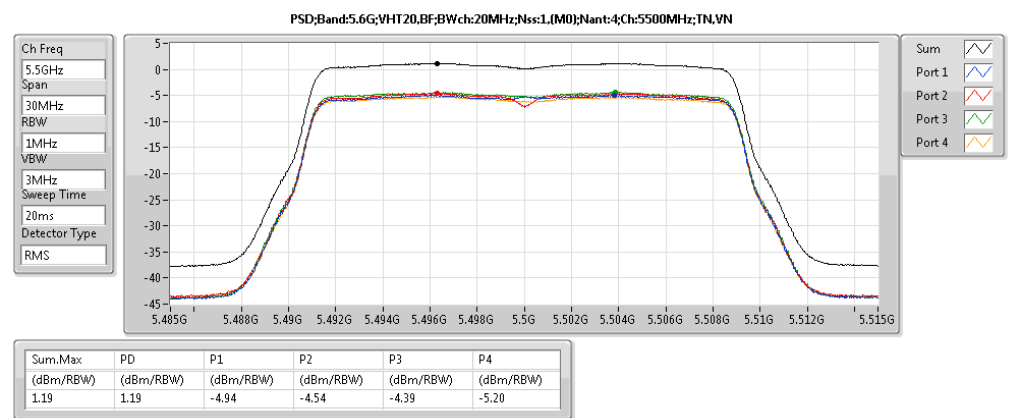
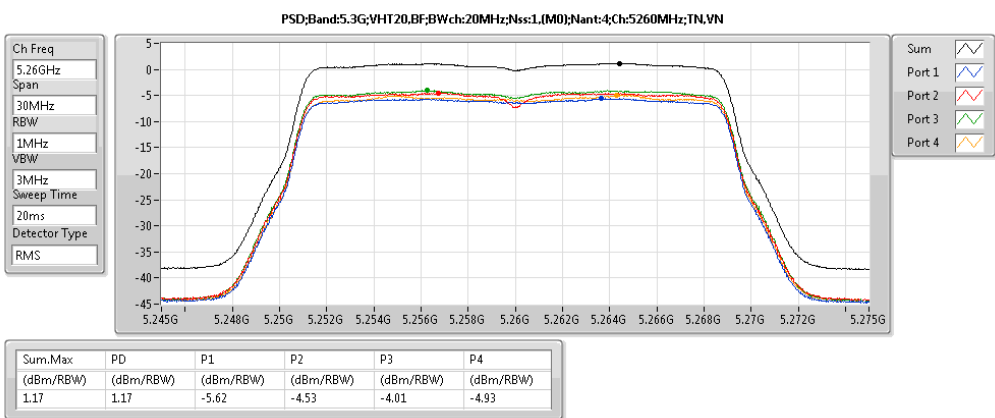
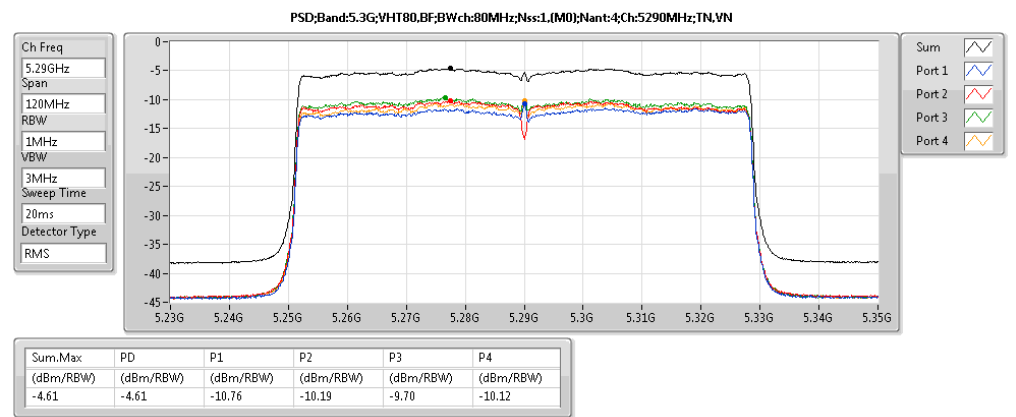
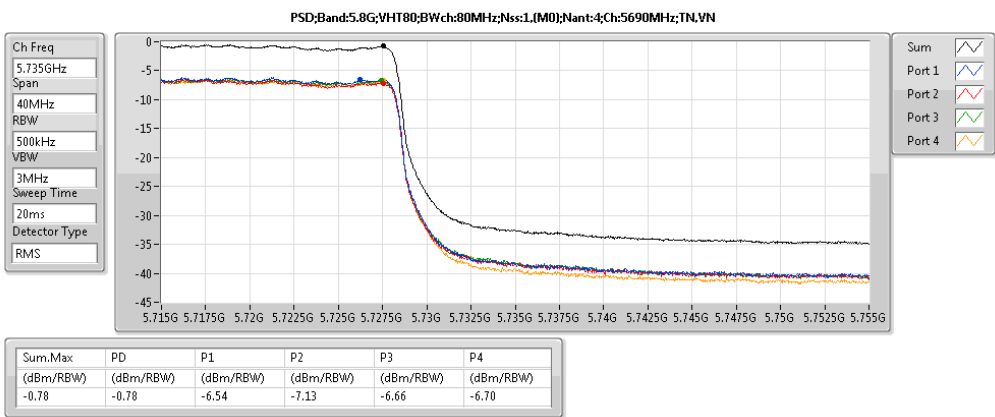
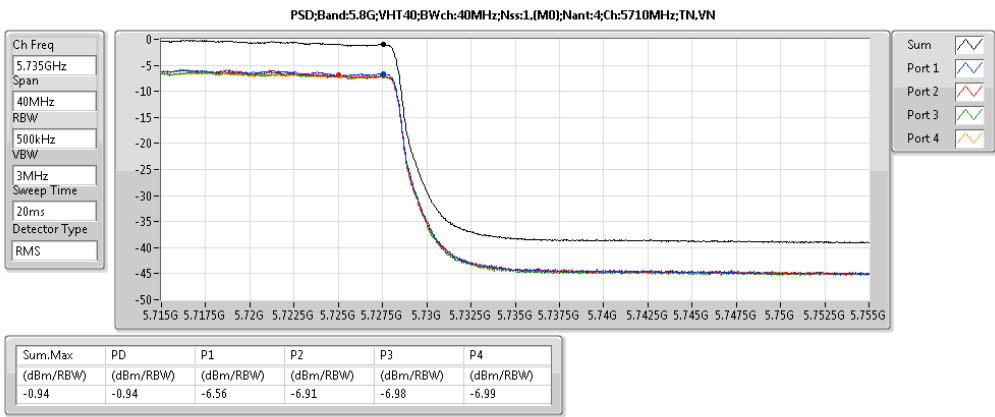
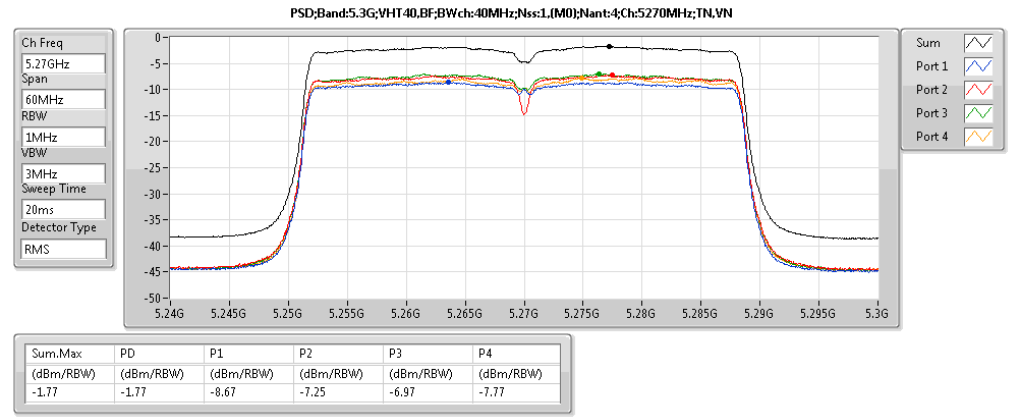
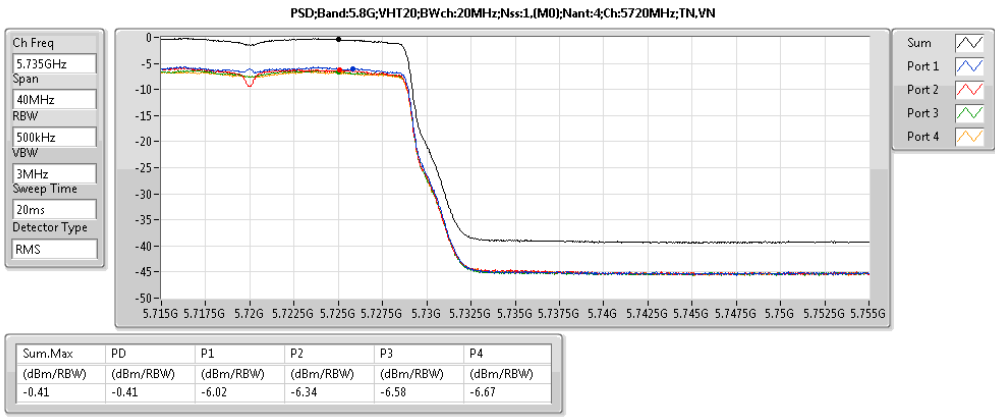
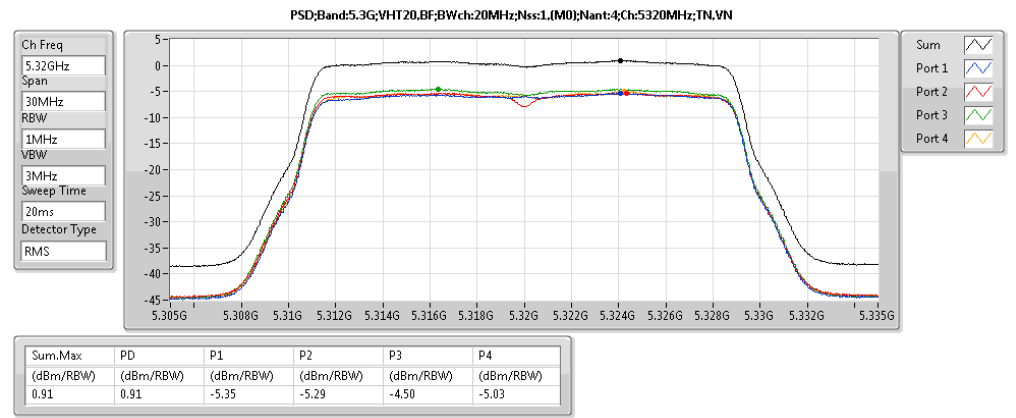
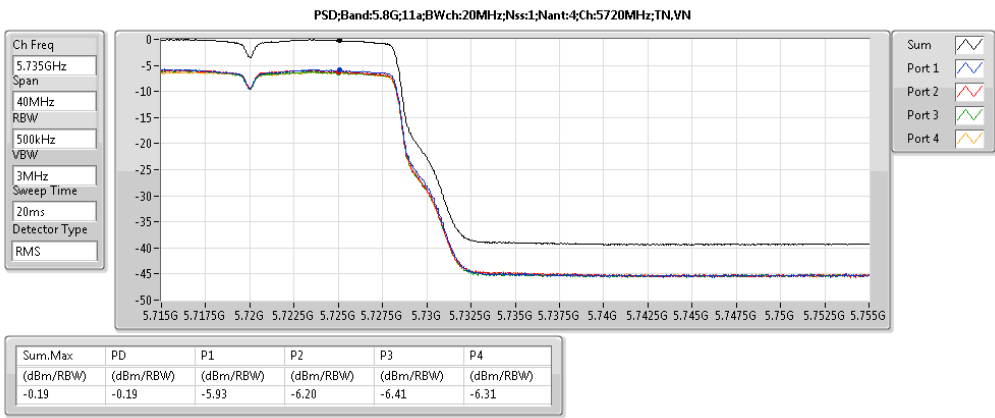
| Mode                              | Result | Meas.RBW<br>(Hz) | Lim.RBW<br>(Hz) | BWCF<br>(dB) | DG<br>(dBi) | PD<br>(dBm/RBW) | PD.Limit<br>(dBm/RBW) | EIRP.PD<br>(dBm/RBW) | EIRP.PD.Li<br>m<br>(dBm/RBW) | P1<br>(dBm/RBW) | P2<br>(dBm/RBW) | P3<br>(dBm/RBW) | P4<br>(dBm/RBW) |
|-----------------------------------|--------|------------------|-----------------|--------------|-------------|-----------------|-----------------------|----------------------|------------------------------|-----------------|-----------------|-----------------|-----------------|
| 5.3G;11a:Nss1:Ntx4:5260           | Pass   | 1M               | 1M              | 0.00         | 15.42       | 1.36            | 1.58                  | 16.78                | Inf                          | -5.53           | -4.21           | -3.96           | -4.79           |
| 5.3G;11a:Nss1:Ntx4:5300           | Pass   | 1M               | 1M              | 0.00         | 15.42       | 1.38            | 1.58                  | 16.80                | Inf                          | -5.55           | -4.09           | -4.18           | -4.50           |
| 5.3G;11a:Nss1:Ntx4:5320           | Pass   | 1M               | 1M              | 0.00         | 15.42       | 1.35            | 1.58                  | 16.77                | Inf                          | -5.16           | -4.66           | -3.99           | -4.64           |
| 5.3G;VHT20:Nss1,(M0):Ntx4:5260    | Pass   | 1M               | 1M              | 0.00         | 15.42       | 1.38            | 1.58                  | 16.80                | Inf                          | -5.41           | -4.34           | -3.81           | -4.67           |
| 5.3G;VHT20:Nss1,(M0):Ntx4:5300    | Pass   | 1M               | 1M              | 0.00         | 15.42       | 1.29            | 1.58                  | 16.72                | Inf                          | -5.44           | -4.26           | -3.85           | -4.70           |
| 5.3G;VHT20:Nss1,(M0):Ntx4:5320    | Pass   | 1M               | 1M              | 0.00         | 15.42       | 1.33            | 1.58                  | 16.75                | Inf                          | -4.98           | -4.74           | -4.00           | -4.72           |
| 5.3G;VHT40:Nss1,(M0):Ntx4:5270    | Pass   | 1M               | 1M              | 0.00         | 15.42       | 1.28            | 1.58                  | 16.70                | Inf                          | -5.80           | -4.25           | -3.96           | -4.82           |
| 5.3G;VHT40:Nss1,(M0):Ntx4:5310    | Pass   | 1M               | 1M              | 0.00         | 15.42       | 1.33            | 1.58                  | 16.75                | Inf                          | -5.23           | -4.35           | -3.81           | -4.71           |
| 5.3G;VHT80:Nss1,(M0):Ntx4:5290    | Pass   | 1M               | 1M              | 0.00         | 15.42       | -3.12           | 1.58                  | 12.30                | Inf                          | -9.03           | -8.80           | -8.20           | -8.38           |
| 5.6G;11a:Nss1:Ntx4:5500           | Pass   | 1M               | 1M              | 0.00         | 15.42       | 1.43            | 1.58                  | 16.85                | Inf                          | -4.81           | -4.38           | -4.14           | -4.75           |
| 5.6G;11a:Nss1:Ntx4:5580           | Pass   | 1M               | 1M              | 0.00         | 15.42       | 1.34            | 1.58                  | 16.76                | Inf                          | -4.70           | -4.68           | -3.98           | -4.98           |
| 5.6G;11a:Nss1:Ntx4:5700           | Pass   | 1M               | 1M              | 0.00         | 15.42       | 1.43            | 1.58                  | 16.85                | Inf                          | -4.22           | -4.62           | -4.31           | -4.81           |
| 5.6G;11a:Nss1:Ntx4:5720           | Pass   | 1M               | 1M              | 0.00         | 15.42       | 1.56            | 1.58                  | 16.98                | Inf                          | -4.07           | -4.35           | -4.51           | -4.78           |
| 5.6G;VHT20:Nss1,(M0):Ntx4:5500    | Pass   | 1M               | 1M              | 0.00         | 15.42       | 1.43            | 1.58                  | 16.85                | Inf                          | -4.80           | -4.37           | -4.14           | -4.98           |
| 5.6G;VHT20:Nss1,(M0):Ntx4:5580    | Pass   | 1M               | 1M              | 0.00         | 15.42       | 1.38            | 1.58                  | 16.81                | Inf                          | -4.51           | -4.64           | -4.10           | -4.96           |
| 5.6G;VHT20:Nss1,(M0):Ntx4:5700    | Pass   | 1M               | 1M              | 0.00         | 15.42       | 1.33            | 1.58                  | 16.75                | Inf                          | -4.05           | -4.77           | -4.59           | -5.07           |
| 5.6G;VHT20:Nss1,(M0):Ntx4:5720    | Pass   | 1M               | 1M              | 0.00         | 15.42       | 1.33            | 1.58                  | 16.75                | Inf                          | -4.18           | -4.31           | -4.91           | -5.06           |
| 5.6G;VHT40:Nss1,(M0):Ntx4:5510    | Pass   | 1M               | 1M              | 0.00         | 15.42       | 1.50            | 1.58                  | 16.92                | Inf                          | -4.53           | -4.38           | -4.00           | -4.72           |
| 5.6G;VHT40:Nss1,(M0):Ntx4:5550    | Pass   | 1M               | 1M              | 0.00         | 15.42       | 1.38            | 1.58                  | 16.80                | Inf                          | -4.55           | -4.53           | -4.24           | -4.94           |
| 5.6G;VHT40:Nss1,(M0):Ntx4:5670    | Pass   | 1M               | 1M              | 0.00         | 15.42       | 1.43            | 1.58                  | 16.85                | Inf                          | -4.53           | -4.52           | -4.09           | -4.94           |
| 5.6G;VHT40:Nss1,(M0):Ntx4:5710    | Pass   | 1M               | 1M              | 0.00         | 15.42       | 1.42            | 1.58                  | 16.84                | Inf                          | -4.32           | -4.44           | -4.43           | -4.85           |
| 5.6G;VHT80:Nss1,(M0):Ntx4:5530    | Pass   | 1M               | 1M              | 0.00         | 15.42       | -2.59           | 1.58                  | 12.83                | Inf                          | -7.05           | -8.53           | -8.17           | -8.56           |
| 5.6G;VHT80:Nss1,(M0):Ntx4:5610    | Pass   | 1M               | 1M              | 0.00         | 15.42       | 1.31            | 1.58                  | 16.73                | Inf                          | -4.99           | -4.63           | -4.26           | -4.68           |
| 5.6G;VHT80:Nss1,(M0):Ntx4:5690    | Pass   | 1M               | 1M              | 0.00         | 15.42       | 1.49            | 1.58                  | 16.91                | Inf                          | -4.30           | -4.59           | -4.18           | -4.54           |
| 5.8G;11a:Nss1:Ntx4:5720           | Pass   | 500k             | 500k            | 0.00         | 15.42       | -0.19           | 20.58                 | 15.23                | 26.58                        | -5.93           | -6.20           | -6.41           | -6.31           |
| 5.8G;VHT20:Nss1,(M0):Ntx4:5720    | Pass   | 500k             | 500k            | 0.00         | 15.42       | -0.41           | 20.58                 | 15.01                | 26.58                        | -6.02           | -6.34           | -6.58           | -6.67           |
| 5.8G;VHT40:Nss1,(M0):Ntx4:5710    | Pass   | 500k             | 500k            | 0.00         | 15.42       | -0.94           | 20.58                 | 14.48                | 26.58                        | -6.56           | -6.91           | -6.98           | -6.99           |
| 5.8G;VHT80:Nss1,(M0):Ntx4:5690    | Pass   | 500k             | 500k            | 0.00         | 15.42       | -0.78           | 20.58                 | 14.64                | 26.58                        | -6.54           | -7.13           | -6.66           | -6.70           |
| 5.3G;VHT20,BF:Nss1,(M0):Ntx4:5260 | Pass   | 1M               | 1M              | 0.00         | 15.42       | 1.17            | 1.58                  | 16.59                | Inf                          | -5.62           | -4.53           | -4.01           | -4.93           |
| 5.3G;VHT20,BF:Nss1,(M0):Ntx4:5300 | Pass   | 1M               | 1M              | 0.00         | 15.42       | 1.04            | 1.58                  | 16.46                | Inf                          | -5.56           | -4.58           | -4.15           | -5.12           |
| 5.3G;VHT20,BF:Nss1,(M0):Ntx4:5320 | Pass   | 1M               | 1M              | 0.00         | 15.42       | 0.91            | 1.58                  | 16.33                | Inf                          | -5.35           | -5.29           | -4.50           | -5.03           |
| 5.3G;VHT40,BF:Nss1,(M0):Ntx4:5270 | Pass   | 1M               | 1M              | 0.00         | 15.42       | -1.77           | 1.58                  | 13.65                | Inf                          | -8.67           | -7.25           | -6.97           | -7.77           |
| 5.3G;VHT40,BF:Nss1,(M0):Ntx4:5310 | Pass   | 1M               | 1M              | 0.00         | 15.42       | -1.87           | 1.58                  | 13.55                | Inf                          | -8.22           | -7.39           | -7.09           | -8.06           |
| 5.3G;VHT80,BF:Nss1,(M0):Ntx4:5290 | Pass   | 1M               | 1M              | 0.00         | 15.42       | -4.61           | 1.58                  | 10.81                | Inf                          | -10.76          | -10.19          | -9.70           | -10.12          |
| 5.6G;VHT20,BF:Nss1,(M0):Ntx4:5500 | Pass   | 1M               | 1M              | 0.00         | 15.42       | 1.19            | 1.58                  | 16.61                | Inf                          | -4.94           | -4.54           | -4.39           | -5.20           |
| 5.6G;VHT20,BF:Nss1,(M0):Ntx4:5580 | Pass   | 1M               | 1M              | 0.00         | 15.42       | 1.16            | 1.58                  | 16.58                | Inf                          | -4.76           | -4.81           | -4.29           | -5.31           |
| 5.6G;VHT20,BF:Nss1,(M0):Ntx4:5700 | Pass   | 1M               | 1M              | 0.00         | 15.42       | 1.05            | 1.58                  | 16.47                | Inf                          | -4.49           | -4.98           | -4.91           | -5.28           |
| 5.6G;VHT20,BF:Nss1,(M0):Ntx4:5720 | Pass   | 1M               | 1M              | 0.00         | 15.42       | 1.36            | 1.58                  | 16.79                | Inf                          | -4.13           | -4.38           | -4.83           | -5.11           |
| 5.6G;VHT40,BF:Nss1,(M0):Ntx4:5510 | Pass   | 1M               | 1M              | 0.00         | 15.42       | -1.87           | 1.58                  | 13.55                | Inf                          | -7.91           | -7.70           | -7.40           | -8.19           |
| 5.6G;VHT40,BF:Nss1,(M0):Ntx4:5550 | Pass   | 1M               | 1M              | 0.00         | 15.42       | -1.82           | 1.58                  | 13.60                | Inf                          | -7.83           | -7.51           | -7.38           | -8.19           |
| 5.6G;VHT40,BF:Nss1,(M0):Ntx4:5670 | Pass   | 1M               | 1M              | 0.00         | 15.42       | -1.81           | 1.58                  | 13.61                | Inf                          | -7.49           | -7.64           | -7.58           | -8.32           |
| 5.6G;VHT40,BF:Nss1,(M0):Ntx4:5710 | Pass   | 1M               | 1M              | 0.00         | 15.42       | -1.59           | 1.58                  | 13.83                | Inf                          | -7.23           | -7.26           | -7.54           | -7.93           |
| 5.6G;VHT80,BF:Nss1,(M0):Ntx4:5530 | Pass   | 1M               | 1M              | 0.00         | 15.42       | -4.28           | 1.58                  | 11.14                | Inf                          | -8.69           | -10.78          | -8.88           | -10.64          |
| 5.6G;VHT80,BF:Nss1,(M0):Ntx4:5610 | Pass   | 1M               | 1M              | 0.00         | 15.42       | -4.23           | 1.58                  | 11.19                | Inf                          | -8.10           | -10.50          | -10.16          | -9.96           |
| 5.6G;VHT80,BF:Nss1,(M0):Ntx4:5690 | Pass   | 1M               | 1M              | 0.00         | 15.42       | -4.44           | 1.58                  | 10.98                | Inf                          | -8.59           | -10.45          | -10.17          | -9.94           |
| 5.8G;VHT20,BF:Nss1,(M0):Ntx4:5720 | Pass   | 500k             | 500k            | 0.00         | 15.42       | -0.41           | 20.58                 | 15.01                | 26.58                        | -6.03           | -6.37           | -6.49           | -6.70           |
| 5.8G;VHT40,BF:Nss1,(M0):Ntx4:5710 | Pass   | 500k             | 500k            | 0.00         | 15.42       | -3.77           | 20.58                 | 11.66                | 26.58                        | -9.63           | -9.55           | -9.74           | -10.06          |
| 5.8G;VHT80,BF:Nss1,(M0):Ntx4:5690 | Pass   | 500k             | 500k            | 0.00         | 15.42       | -6.74           | 20.58                 | 8.68                 | 26.58                        | -12.39          | -12.90          | -12.68          | -12.75          |

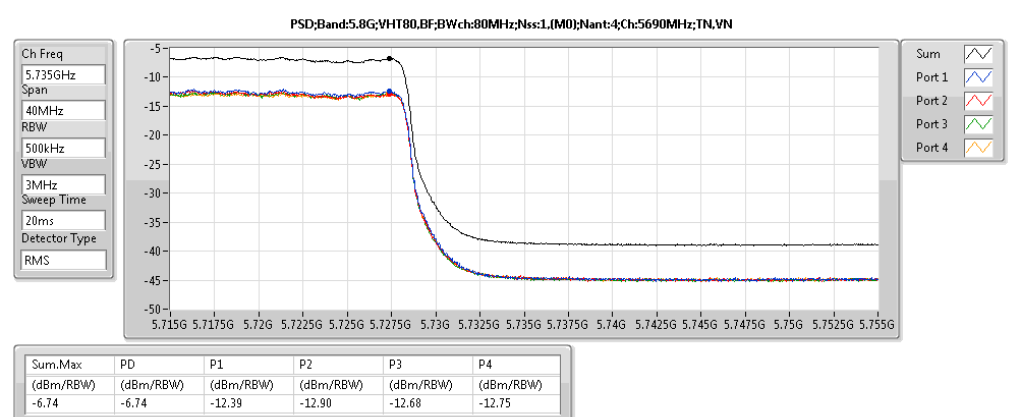
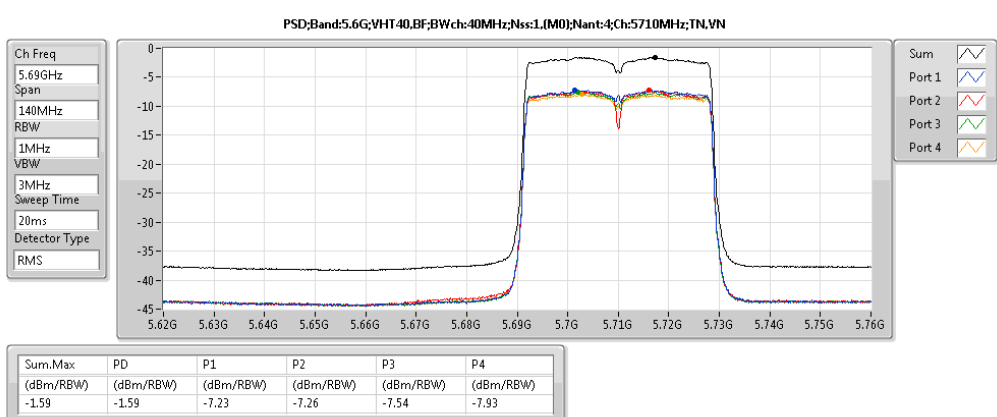
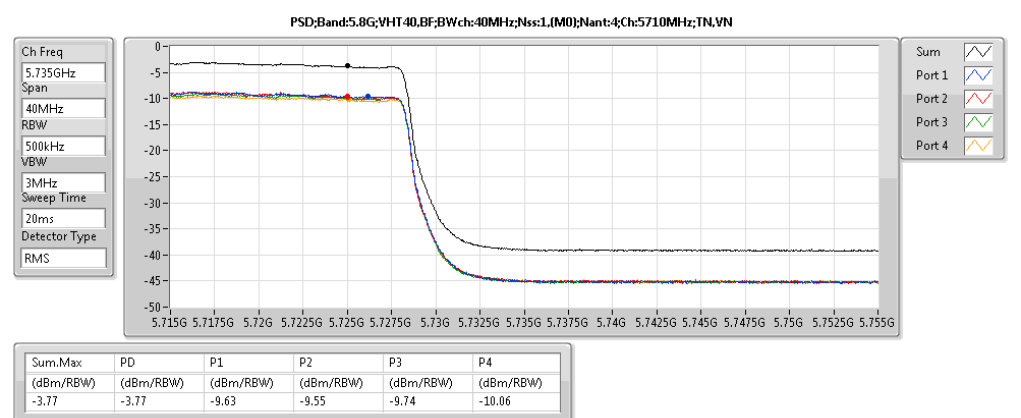
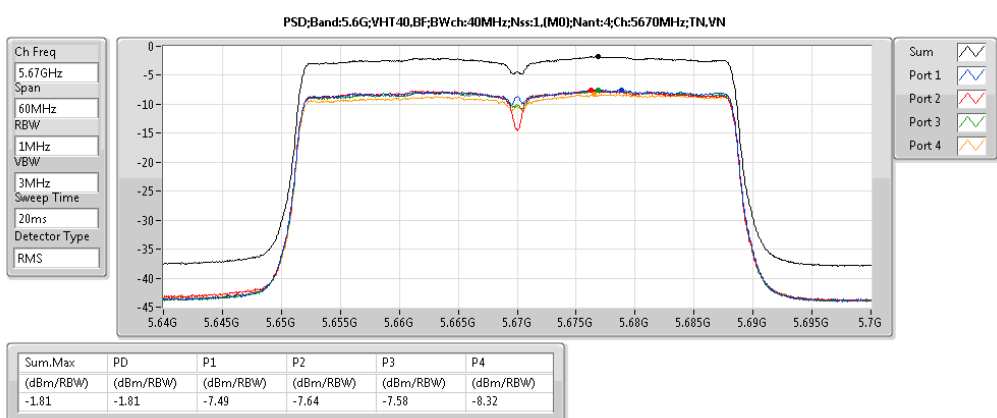
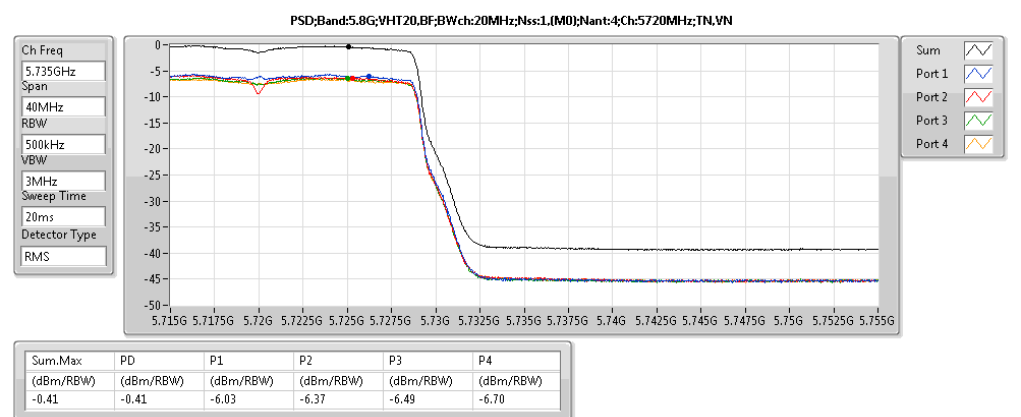
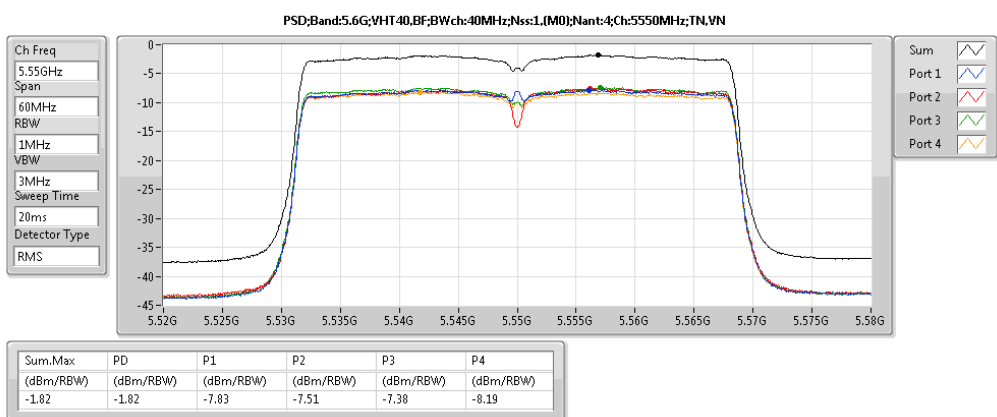
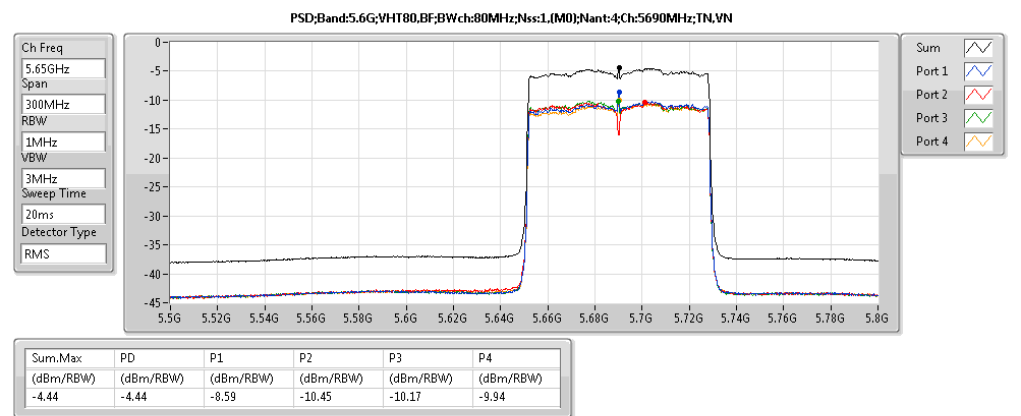
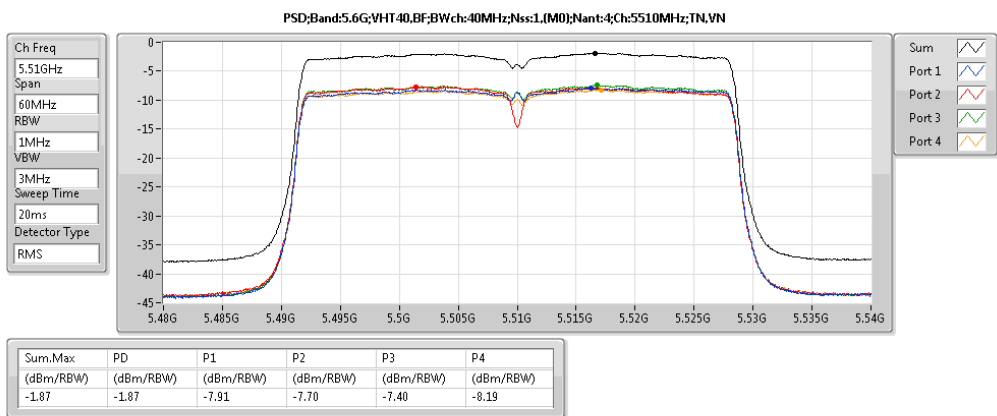
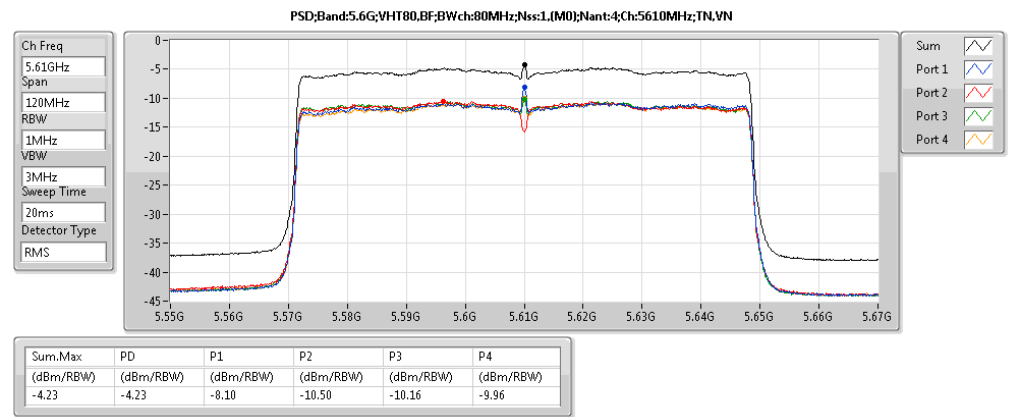
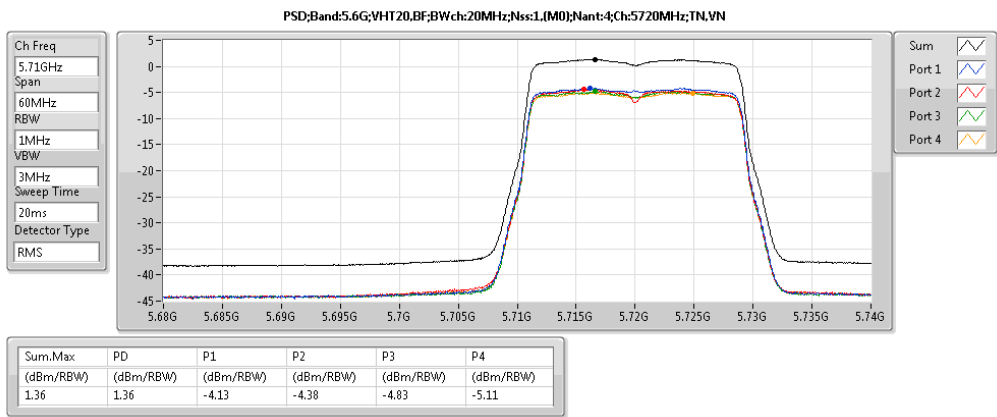
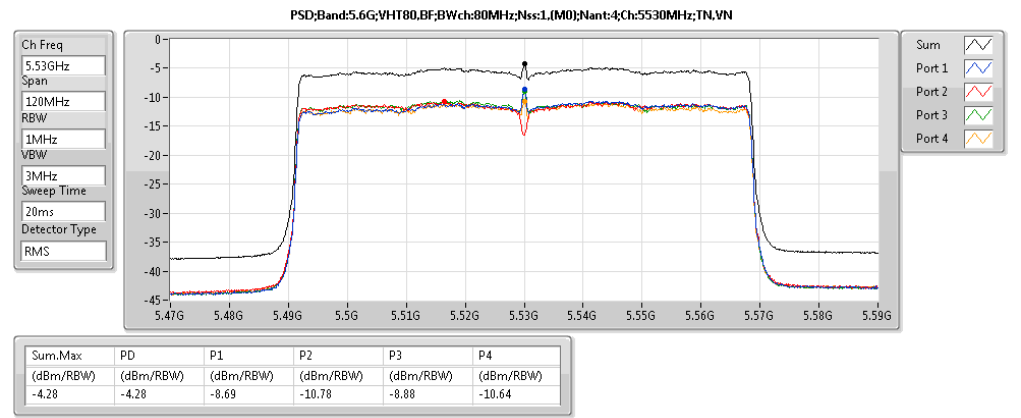
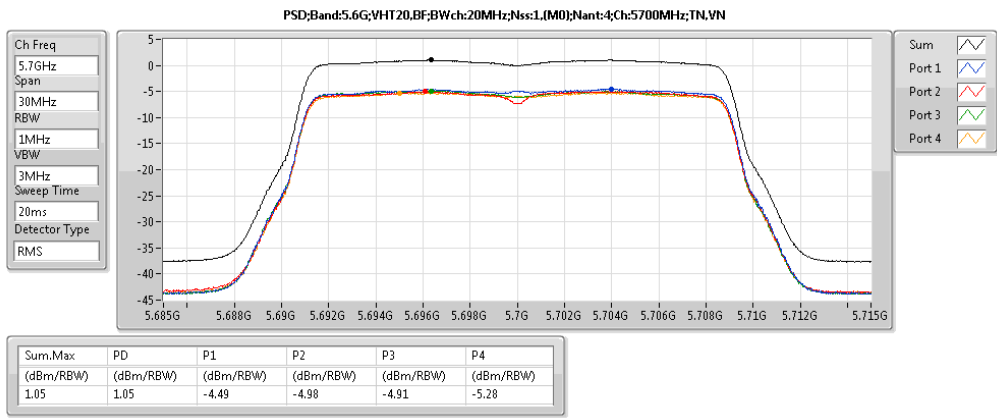




# Antenna 2 PSD Result







**Radiated Emissions (1GHz~40GHz)**

<For Non-Beamforming Mode>

Dipole Antenna

|                       |  |
|-----------------------|--|
| <b>Configurations</b> | IEEE 802.11a CH 52 / Chain 1 + Chain 2 + Chain 3 + Chain 4 |
|-----------------------|--|

*Horizontal*

|   | Freq     | Level  | Limit  | Over   | Read  | CableAntenna | Preamp | A/Pos | T/Pos | Remark | Pol/Phase |            |
|---|----------|--------|--------|--------|-------|--------------|--------|-------|-------|--------|-----------|------------|
|   | MHz      | dBuV/m | dBuV/m | dB     | dBuV  | dB           | dB/m   | dB    | cm    | deg    |           |            |
| 1 | 15780.28 | 49.74  | 54.00  | -4.26  | 31.54 | 14.13        | 37.97  | 33.90 | 100   | 360    | Average   | HORIZONTAL |
| 2 | 15780.52 | 62.75  | 74.00  | -11.25 | 44.55 | 14.13        | 37.97  | 33.90 | 100   | 360    | Peak      | HORIZONTAL |

*Vertical*

|   | Freq     | Level  | Limit  | Over   | Read  | CableAntenna | Preamp | A/Pos | T/Pos | Remark | Pol/Phase |          |
|---|----------|--------|--------|--------|-------|--------------|--------|-------|-------|--------|-----------|----------|
|   | MHz      | dBuV/m | dBuV/m | dB     | dBuV  | dB           | dB/m   | dB    | cm    | deg    |           |          |
| 1 | 15778.44 | 49.92  | 54.00  | -4.08  | 31.72 | 14.13        | 37.97  | 33.90 | 129   | 306    | Average   | VERTICAL |
| 2 | 15778.48 | 62.72  | 74.00  | -11.28 | 44.52 | 14.13        | 37.97  | 33.90 | 129   | 306    | Peak      | VERTICAL |



|                       |  |
|-----------------------|--|
| <b>Configurations</b> | IEEE 802.11a CH 60 / Chain 1 + Chain 2 + Chain 3 + Chain 4 |
|-----------------------|--|

*Horizontal*

|   | Freq     | Level  | Limit Line | Over Limit | Read Level | CableAntenna Loss | Antenna Factor | Preamp Factor | A/Pos | T/Pos | Remark  | Pol/Phase  |
|---|----------|--------|------------|------------|------------|-------------------|----------------|---------------|-------|-------|---------|------------|
|   | MHz      | dBuV/m | dBuV/m     | dB         | dBuV       | dB                | dB/m           | dB            | cm    | deg   |         |            |
| 1 | 10599.68 | 60.80  | 74.00      | -13.20     | 43.01      | 11.58             | 39.88          | 33.67         | 171   | 263   | Peak    | HORIZONTAL |
| 2 | 10600.73 | 48.03  | 54.00      | -5.97      | 30.24      | 11.58             | 39.88          | 33.67         | 171   | 263   | Average | HORIZONTAL |
| 3 | 15900.21 | 62.38  | 74.00      | -11.62     | 44.32      | 14.17             | 37.81          | 33.92         | 175   | 93    | Peak    | HORIZONTAL |
| 4 | 15900.62 | 49.59  | 54.00      | -4.41      | 31.53      | 14.17             | 37.81          | 33.92         | 175   | 93    | Average | HORIZONTAL |

*Vertical*

|   | Freq     | Level  | Limit Line | Over Limit | Read Level | CableAntenna Loss | Antenna Factor | Preamp Factor | A/Pos | T/Pos | Remark  | Pol/Phase |
|---|----------|--------|------------|------------|------------|-------------------|----------------|---------------|-------|-------|---------|-----------|
|   | MHz      | dBuV/m | dBuV/m     | dB         | dBuV       | dB                | dB/m           | dB            | cm    | deg   |         |           |
| 1 | 10600.41 | 60.89  | 74.00      | -13.11     | 43.10      | 11.58             | 39.88          | 33.67         | 207   | 296   | Peak    | VERTICAL  |
| 2 | 10600.46 | 47.95  | 54.00      | -6.05      | 30.16      | 11.58             | 39.88          | 33.67         | 207   | 296   | Average | VERTICAL  |
| 3 | 15899.46 | 62.69  | 74.00      | -11.31     | 44.63      | 14.17             | 37.81          | 33.92         | 143   | 219   | Peak    | VERTICAL  |
| 4 | 15900.84 | 49.81  | 54.00      | -4.19      | 31.75      | 14.17             | 37.81          | 33.92         | 143   | 219   | Average | VERTICAL  |





|                       |  |
|-----------------------|--|
| <b>Configurations</b> | IEEE 802.11a CH 64 / Chain 1 + Chain 2 + Chain 3 + Chain 4 |
|-----------------------|--|

**Horizontal**

|   | Freq     | Level  | Limit  | Over   | Read  | CableAntenna | Preamp | A/Pos | T/Pos | Remark | Pol/Phase |            |
|---|----------|--------|--------|--------|-------|--------------|--------|-------|-------|--------|-----------|------------|
|   | MHz      | dBuV/m | dBuV/m | dB     | dBuV  | dB           | dB/m   | dB    | cm    | deg    |           |            |
| 1 | 10639.63 | 60.77  | 74.00  | -13.23 | 42.97 | 11.59        | 39.90  | 33.69 | 130   | 244    | Peak      | HORIZONTAL |
| 2 | 10640.86 | 47.64  | 54.00  | -6.36  | 29.84 | 11.59        | 39.90  | 33.69 | 130   | 244    | Average   | HORIZONTAL |
| 3 | 15960.67 | 49.65  | 54.00  | -4.35  | 31.64 | 14.19        | 37.75  | 33.93 | 174   | 218    | Average   | HORIZONTAL |
| 4 | 15960.72 | 62.25  | 74.00  | -11.75 | 44.24 | 14.19        | 37.75  | 33.93 | 174   | 218    | Peak      | HORIZONTAL |

**Vertical**

|   | Freq     | Level  | Limit  | Over   | Read  | CableAntenna | Preamp | A/Pos | T/Pos | Remark | Pol/Phase |          |
|---|----------|--------|--------|--------|-------|--------------|--------|-------|-------|--------|-----------|----------|
|   | MHz      | dBuV/m | dBuV/m | dB     | dBuV  | dB           | dB/m   | dB    | cm    | deg    |           |          |
| 1 | 10639.13 | 47.80  | 54.00  | -6.20  | 30.00 | 11.59        | 39.90  | 33.69 | 139   | 77     | Average   | VERTICAL |
| 2 | 10640.74 | 60.43  | 74.00  | -13.57 | 42.63 | 11.59        | 39.90  | 33.69 | 139   | 77     | Peak      | VERTICAL |
| 3 | 15959.41 | 62.87  | 74.00  | -11.13 | 44.86 | 14.19        | 37.75  | 33.93 | 200   | 135    | Peak      | VERTICAL |
| 4 | 15960.18 | 49.79  | 54.00  | -4.21  | 31.78 | 14.19        | 37.75  | 33.93 | 200   | 135    | Average   | VERTICAL |



|                       |   |
|-----------------------|---|
| <b>Configurations</b> | IEEE 802.11a CH 100 / Chain 1 + Chain 2 + Chain 3 + Chain 4 |
|-----------------------|---|

Horizontal

|   | Freq     | Level  | Limit Line | Over Limit | Read Level | CableAntenna Loss | Antenna Factor | Preamp Factor | A/Pos | T/Pos | Remark  | Pol/Phase  |
|---|----------|--------|------------|------------|------------|-------------------|----------------|---------------|-------|-------|---------|------------|
|   | MHz      | dBuV/m | dBuV/m     | dB         | dBuV       | dB                | dB/m           | dB            | cm    | deg   |         |            |
| 1 | 10999.19 | 60.45  | 74.00      | -13.55     | 42.34      | 11.74             | 40.20          | 33.83         | 142   | 196   | Peak    | HORIZONTAL |
| 2 | 11000.99 | 47.96  | 54.00      | -6.04      | 29.85      | 11.74             | 40.20          | 33.83         | 142   | 196   | Average | HORIZONTAL |

Vertical

|   | Freq     | Level  | Limit Line | Over Limit | Read Level | CableAntenna Loss | Antenna Factor | Preamp Factor | A/Pos | T/Pos | Remark  | Pol/Phase |
|---|----------|--------|------------|------------|------------|-------------------|----------------|---------------|-------|-------|---------|-----------|
|   | MHz      | dBuV/m | dBuV/m     | dB         | dBuV       | dB                | dB/m           | dB            | cm    | deg   |         |           |
| 1 | 10999.05 | 60.14  | 74.00      | -13.86     | 42.03      | 11.74             | 40.20          | 33.83         | 174   | 326   | Peak    | VERTICAL  |
| 2 | 11000.60 | 47.17  | 54.00      | -6.83      | 29.06      | 11.74             | 40.20          | 33.83         | 174   | 326   | Average | VERTICAL  |



|                       |   |
|-----------------------|---|
| <b>Configurations</b> | IEEE 802.11a CH 116 / Chain 1 + Chain 2 + Chain 3 + Chain 4 |
|-----------------------|---|

**Horizontal**

|   | Freq     | Level  | Limit Line | Over Limit | Read Level | CableAntenna Loss | Antenna Factor | Preamp Factor | A/Pos | T/Pos | Remark  | Pol/Phase  |
|---|----------|--------|------------|------------|------------|-------------------|----------------|---------------|-------|-------|---------|------------|
|   | MHz      | dBuV/m | dBuV/m     | dB         | dBuV       | dB                | dB/m           | dB            | cm    | deg   |         |            |
| 1 | 11160.56 | 61.63  | 74.00      | -12.37     | 43.52      | 11.81             | 40.13          | 33.83         | 157   | 305   | Peak    | HORIZONTAL |
| 2 | 11160.90 | 48.77  | 54.00      | -5.23      | 30.66      | 11.81             | 40.13          | 33.83         | 157   | 305   | Average | HORIZONTAL |

**Vertical**

|   | Freq     | Level  | Limit Line | Over Limit | Read Level | CableAntenna Loss | Antenna Factor | Preamp Factor | A/Pos | T/Pos | Remark  | Pol/Phase |
|---|----------|--------|------------|------------|------------|-------------------|----------------|---------------|-------|-------|---------|-----------|
|   | MHz      | dBuV/m | dBuV/m     | dB         | dBuV       | dB                | dB/m           | dB            | cm    | deg   |         |           |
| 1 | 11159.73 | 61.50  | 74.00      | -12.50     | 43.39      | 11.81             | 40.13          | 33.83         | 202   | 354   | Peak    | VERTICAL  |
| 2 | 11160.72 | 48.83  | 54.00      | -5.17      | 30.72      | 11.81             | 40.13          | 33.83         | 202   | 354   | Average | VERTICAL  |



|                       |   |
|-----------------------|---|
| <b>Configurations</b> | IEEE 802.11a CH 140 / Chain 1 + Chain 2 + Chain 3 + Chain 4 |
|-----------------------|---|

*Horizontal*

|   | Freq     | Level  | Limit Line | Over Limit | Read Level | CableAntenna Loss | Antenna Factor | Preamp Factor | A/Pos | T/Pos | Remark  | Pol/Phase  |
|---|----------|--------|------------|------------|------------|-------------------|----------------|---------------|-------|-------|---------|------------|
|   | MHz      | dBuV/m | dBuV/m     | dB         | dBuV       | dB                | dB/m           | dB            | cm    | deg   |         |            |
| 1 | 11399.14 | 47.90  | 54.00      | -6.10      | 29.78      | 11.91             | 40.04          | 33.83         | 205   | 158   | Average | HORIZONTAL |
| 2 | 11400.68 | 60.83  | 74.00      | -13.17     | 42.71      | 11.91             | 40.04          | 33.83         | 205   | 158   | Peak    | HORIZONTAL |

*Vertical*

|   | Freq     | Level  | Limit Line | Over Limit | Read Level | CableAntenna Loss | Antenna Factor | Preamp Factor | A/Pos | T/Pos | Remark  | Pol/Phase |
|---|----------|--------|------------|------------|------------|-------------------|----------------|---------------|-------|-------|---------|-----------|
|   | MHz      | dBuV/m | dBuV/m     | dB         | dBuV       | dB                | dB/m           | dB            | cm    | deg   |         |           |
| 1 | 11399.20 | 47.79  | 54.00      | -6.21      | 29.67      | 11.91             | 40.04          | 33.83         | 240   | 214   | Average | VERTICAL  |
| 2 | 11399.46 | 61.45  | 74.00      | -12.55     | 43.33      | 11.91             | 40.04          | 33.83         | 240   | 214   | Peak    | VERTICAL  |



|                       |   |
|-----------------------|---|
| <b>Configurations</b> | IEEE 802.11ac MCS0/Nss1 VHT20 CH 52 / Chain 1 + Chain 2 + Chain 3 + Chain 4 |
|-----------------------|---|

*Horizontal*

|   | Freq     | Level  | Limit Line | Over Limit | Read Level | CableAntenna Loss | Antenna Factor | Preamp Factor | A/Pos | T/Pos | Remark  | Pol/Phase  |
|---|----------|--------|------------|------------|------------|-------------------|----------------|---------------|-------|-------|---------|------------|
|   | MHz      | dBuV/m | dBuV/m     | dB         | dBuV       | dB                | dB/m           | dB            | cm    | deg   |         |            |
| 1 | 15779.43 | 61.86  | 74.00      | -12.14     | 43.66      | 14.13             | 37.97          | 33.90         | 117   | 142   | Peak    | HORIZONTAL |
| 2 | 15779.56 | 48.90  | 54.00      | -5.10      | 30.70      | 14.13             | 37.97          | 33.90         | 117   | 142   | Average | HORIZONTAL |

*Vertical*

|   | Freq     | Level  | Limit Line | Over Limit | Read Level | CableAntenna Loss | Antenna Factor | Preamp Factor | A/Pos | T/Pos | Remark  | Pol/Phase |
|---|----------|--------|------------|------------|------------|-------------------|----------------|---------------|-------|-------|---------|-----------|
|   | MHz      | dBuV/m | dBuV/m     | dB         | dBuV       | dB                | dB/m           | dB            | cm    | deg   |         |           |
| 1 | 15780.37 | 49.01  | 54.00      | -4.99      | 30.81      | 14.13             | 37.97          | 33.90         | 135   | 179   | Average | VERTICAL  |
| 2 | 15780.93 | 61.89  | 74.00      | -12.11     | 43.69      | 14.13             | 37.97          | 33.90         | 135   | 179   | Peak    | VERTICAL  |



|                       |   |
|-----------------------|---|
| <b>Configurations</b> | IEEE 802.11ac MCS0/Nss1 VHT20 CH 60 / Chain 1 + Chain 2 + Chain 3 + Chain 4 |
|-----------------------|---|

*Horizontal*

|   | Freq     | Level  | Limit Line | Over Limit | Read Level | CableAntenna Loss | Antenna Factor | Preamp Factor | A/Pos | T/Pos | Remark  | Pol/Phase  |
|---|----------|--------|------------|------------|------------|-------------------|----------------|---------------|-------|-------|---------|------------|
|   | MHz      | dBuV/m | dBuV/m     | dB         | dBuV       | dB                | dB/m           | dB            | cm    | deg   |         |            |
| 1 | 10599.30 | 60.95  | 74.00      | -13.05     | 43.16      | 11.58             | 39.88          | 33.67         | 153   | 210   | Peak    | HORIZONTAL |
| 2 | 10600.00 | 47.87  | 54.00      | -6.13      | 30.08      | 11.58             | 39.88          | 33.67         | 153   | 210   | Average | HORIZONTAL |
| 3 | 15899.08 | 62.40  | 74.00      | -11.60     | 44.34      | 14.17             | 37.81          | 33.92         | 120   | 253   | Peak    | HORIZONTAL |
| 4 | 15899.35 | 49.12  | 54.00      | -4.88      | 31.06      | 14.17             | 37.81          | 33.92         | 120   | 253   | Average | HORIZONTAL |

*Vertical*

|   | Freq     | Level  | Limit Line | Over Limit | Read Level | CableAntenna Loss | Antenna Factor | Preamp Factor | A/Pos | T/Pos | Remark  | Pol/Phase |
|---|----------|--------|------------|------------|------------|-------------------|----------------|---------------|-------|-------|---------|-----------|
|   | MHz      | dBuV/m | dBuV/m     | dB         | dBuV       | dB                | dB/m           | dB            | cm    | deg   |         |           |
| 1 | 10599.02 | 47.93  | 54.00      | -6.07      | 30.14      | 11.58             | 39.88          | 33.67         | 192   | 190   | Average | VERTICAL  |
| 2 | 10600.88 | 61.28  | 74.00      | -12.72     | 43.49      | 11.58             | 39.88          | 33.67         | 192   | 190   | Peak    | VERTICAL  |
| 3 | 15899.70 | 49.17  | 54.00      | -4.83      | 31.11      | 14.17             | 37.81          | 33.92         | 146   | 225   | Average | VERTICAL  |
| 4 | 15900.52 | 62.10  | 74.00      | -11.90     | 44.04      | 14.17             | 37.81          | 33.92         | 146   | 225   | Peak    | VERTICAL  |



|                       |   |
|-----------------------|---|
| <b>Configurations</b> | IEEE 802.11ac MCS0/Nss1 VHT20 CH 64 / Chain 1 + Chain 2 + Chain 3 + Chain 4 |
|-----------------------|---|

Horizontal

|   | Freq     | Level  | Limit Line | Over Limit | Read Level | CableAntenna Loss | Antenna Factor | Preamp Factor | A/Pos | T/Pos | Remark  | Pol/Phase  |
|---|----------|--------|------------|------------|------------|-------------------|----------------|---------------|-------|-------|---------|------------|
|   | MHz      | dBuV/m | dBuV/m     | dB         | dBuV       | dB                | dB/m           | dB            | cm    | deg   |         |            |
| 1 | 10639.00 | 48.16  | 54.00      | -5.84      | 30.36      | 11.59             | 39.90          | 33.69         | 119   | 75    | Average | HORIZONTAL |
| 2 | 10640.01 | 60.76  | 74.00      | -13.24     | 42.96      | 11.59             | 39.90          | 33.69         | 119   | 75    | Peak    | HORIZONTAL |
| 3 | 15959.96 | 62.76  | 74.00      | -11.24     | 44.75      | 14.19             | 37.75          | 33.93         | 189   | 125   | Peak    | HORIZONTAL |
| 4 | 15960.30 | 49.53  | 54.00      | -4.47      | 31.52      | 14.19             | 37.75          | 33.93         | 189   | 125   | Average | HORIZONTAL |

Vertical

|   | Freq     | Level  | Limit Line | Over Limit | Read Level | CableAntenna Loss | Antenna Factor | Preamp Factor | A/Pos | T/Pos | Remark  | Pol/Phase |
|---|----------|--------|------------|------------|------------|-------------------|----------------|---------------|-------|-------|---------|-----------|
|   | MHz      | dBuV/m | dBuV/m     | dB         | dBuV       | dB                | dB/m           | dB            | cm    | deg   |         |           |
| 1 | 10639.33 | 47.97  | 54.00      | -6.03      | 30.17      | 11.59             | 39.90          | 33.69         | 210   | 174   | Average | VERTICAL  |
| 2 | 10639.46 | 61.05  | 74.00      | -12.95     | 43.25      | 11.59             | 39.90          | 33.69         | 210   | 174   | Peak    | VERTICAL  |
| 3 | 15959.43 | 62.77  | 74.00      | -11.23     | 44.76      | 14.19             | 37.75          | 33.93         | 237   | 157   | Peak    | VERTICAL  |
| 4 | 15959.49 | 49.55  | 54.00      | -4.45      | 31.54      | 14.19             | 37.75          | 33.93         | 237   | 157   | Average | VERTICAL  |



|                       |  |
|-----------------------|--|
| <b>Configurations</b> | IEEE 802.11ac MCS0/Nss1 VHT20 CH 100 / Chain 1 + Chain 2 + Chain 3 + Chain 4 |
|-----------------------|--|

**Horizontal**

|   | Freq     | Level  | Limit Line | Over Limit | Read Level | CableAntenna Loss | Antenna Factor | Preamp Factor | A/Pos | T/Pos | Remark  | Pol/Phase  |
|---|----------|--------|------------|------------|------------|-------------------|----------------|---------------|-------|-------|---------|------------|
|   | MHz      | dBuV/m | dBuV/m     | dB         | dBuV       | dB                | dB/m           | dB            | cm    | deg   |         |            |
| 1 | 10999.10 | 47.90  | 54.00      | -6.10      | 29.79      | 11.74             | 40.20          | 33.83         | 235   | 253   | Average | HORIZONTAL |
| 2 | 11000.30 | 60.06  | 74.00      | -13.94     | 41.95      | 11.74             | 40.20          | 33.83         | 235   | 253   | Peak    | HORIZONTAL |

**Vertical**

|   | Freq     | Level  | Limit Line | Over Limit | Read Level | CableAntenna Loss | Antenna Factor | Preamp Factor | A/Pos | T/Pos | Remark  | Pol/Phase |
|---|----------|--------|------------|------------|------------|-------------------|----------------|---------------|-------|-------|---------|-----------|
|   | MHz      | dBuV/m | dBuV/m     | dB         | dBuV       | dB                | dB/m           | dB            | cm    | deg   |         |           |
| 1 | 10999.01 | 47.09  | 54.00      | -6.91      | 28.98      | 11.74             | 40.20          | 33.83         | 138   | 177   | Average | VERTICAL  |
| 2 | 11000.53 | 60.01  | 74.00      | -13.99     | 41.90      | 11.74             | 40.20          | 33.83         | 138   | 177   | Peak    | VERTICAL  |





|                       |  |
|-----------------------|--|
| <b>Configurations</b> | IEEE 802.11ac MCS0/Nss1 VHT20 CH 116 / Chain 1 + Chain 2 + Chain 3 + Chain 4 |
|-----------------------|--|

**Horizontal**

|   | Freq     | Level  | Limit Line | Over Limit | Read Level | CableAntenna Loss | Antenna Factor | Preamp Factor | A/Pos | T/Pos | Remark  | Pol/Phase  |
|---|----------|--------|------------|------------|------------|-------------------|----------------|---------------|-------|-------|---------|------------|
|   | MHz      | dBuV/m | dBuV/m     | dB         | dBuV       | dB                | dB/m           | dB            | cm    | deg   |         |            |
| 1 | 11159.09 | 61.69  | 74.00      | -12.31     | 43.58      | 11.81             | 40.13          | 33.83         | 200   | 125   | Peak    | HORIZONTAL |
| 2 | 11159.30 | 48.43  | 54.00      | -5.57      | 30.32      | 11.81             | 40.13          | 33.83         | 200   | 125   | Average | HORIZONTAL |

**Vertical**

|   | Freq     | Level  | Limit Line | Over Limit | Read Level | CableAntenna Loss | Antenna Factor | Preamp Factor | A/Pos | T/Pos | Remark  | Pol/Phase |
|---|----------|--------|------------|------------|------------|-------------------|----------------|---------------|-------|-------|---------|-----------|
|   | MHz      | dBuV/m | dBuV/m     | dB         | dBuV       | dB                | dB/m           | dB            | cm    | deg   |         |           |
| 1 | 11159.24 | 49.17  | 54.00      | -4.83      | 31.06      | 11.81             | 40.13          | 33.83         | 167   | 209   | Average | VERTICAL  |
| 2 | 11160.14 | 61.58  | 74.00      | -12.42     | 43.47      | 11.81             | 40.13          | 33.83         | 167   | 209   | Peak    | VERTICAL  |



|                       |  |
|-----------------------|--|
| <b>Configurations</b> | IEEE 802.11ac MCS0/Nss1 VHT20 CH 140 / Chain 1 + Chain 2 + Chain 3 + Chain 4 |
|-----------------------|--|

Horizontal

|   | Freq     | Level  | Limit Line | Over Limit | Read Level | CableAntenna Loss | Antenna Factor | Preamp Factor | A/Pos | T/Pos | Remark  | Pol/Phase  |
|---|----------|--------|------------|------------|------------|-------------------|----------------|---------------|-------|-------|---------|------------|
|   | MHz      | dBuV/m | dBuV/m     | dB         | dBuV       | dB                | dB/m           | dB            | cm    | deg   |         |            |
| 1 | 11399.64 | 60.39  | 74.00      | -13.61     | 42.27      | 11.91             | 40.04          | 33.83         | 121   | 186   | Peak    | HORIZONTAL |
| 2 | 11400.60 | 47.12  | 54.00      | -6.88      | 29.00      | 11.91             | 40.04          | 33.83         | 121   | 186   | Average | HORIZONTAL |

Vertical

|   | Freq     | Level  | Limit Line | Over Limit | Read Level | CableAntenna Loss | Antenna Factor | Preamp Factor | A/Pos | T/Pos | Remark  | Pol/Phase |
|---|----------|--------|------------|------------|------------|-------------------|----------------|---------------|-------|-------|---------|-----------|
|   | MHz      | dBuV/m | dBuV/m     | dB         | dBuV       | dB                | dB/m           | dB            | cm    | deg   |         |           |
| 1 | 11399.23 | 60.89  | 74.00      | -13.11     | 42.77      | 11.91             | 40.04          | 33.83         | 147   | 175   | Peak    | VERTICAL  |
| 2 | 11399.52 | 47.45  | 54.00      | -6.55      | 29.33      | 11.91             | 40.04          | 33.83         | 147   | 175   | Average | VERTICAL  |



|                       |   |
|-----------------------|---|
| <b>Configurations</b> | IEEE 802.11ac MCS0/Nss1 VHT40 CH 54 / Chain 1 + Chain 2 + Chain 3 + Chain 4 |
|-----------------------|---|

**Horizontal**

|   | Freq     | Level  | Limit Line | Over Limit | Read Level | CableAntenna Loss | Antenna Factor | Preamp Factor | A/Pos | T/Pos | Remark  | Pol/Phase  |
|---|----------|--------|------------|------------|------------|-------------------|----------------|---------------|-------|-------|---------|------------|
|   | MHz      | dBuV/m | dBuV/m     | dB         | dBuV       | dB                | dB/m           | dB            | cm    | deg   |         |            |
| 1 | 15809.48 | 62.00  | 74.00      | -12.00     | 43.84      | 14.14             | 37.92          | 33.90         | 130   | 202   | Peak    | HORIZONTAL |
| 2 | 15810.21 | 48.82  | 54.00      | -5.18      | 30.66      | 14.14             | 37.92          | 33.90         | 130   | 202   | Average | HORIZONTAL |

**Vertical**

|   | Freq     | Level  | Limit Line | Over Limit | Read Level | CableAntenna Loss | Antenna Factor | Preamp Factor | A/Pos | T/Pos | Remark  | Pol/Phase |
|---|----------|--------|------------|------------|------------|-------------------|----------------|---------------|-------|-------|---------|-----------|
|   | MHz      | dBuV/m | dBuV/m     | dB         | dBuV       | dB                | dB/m           | dB            | cm    | deg   |         |           |
| 1 | 15809.85 | 61.86  | 74.00      | -12.14     | 43.70      | 14.14             | 37.92          | 33.90         | 178   | 274   | Peak    | VERTICAL  |
| 2 | 15810.40 | 48.76  | 54.00      | -5.24      | 30.60      | 14.14             | 37.92          | 33.90         | 178   | 274   | Average | VERTICAL  |



|                       |   |
|-----------------------|---|
| <b>Configurations</b> | IEEE 802.11ac MCS0/Nss1 VHT40 CH 62 / Chain 1 + Chain 2 + Chain 3 + Chain 4 |
|-----------------------|---|

*Horizontal*

|   | Freq     | Level  | Limit Line | Over Limit | Read Level | CableAntenna Loss | Antenna Factor | Preamp Factor | A/Pos | T/Pos | Remark  | Pol/Phase  |
|---|----------|--------|------------|------------|------------|-------------------|----------------|---------------|-------|-------|---------|------------|
|   | MHz      | dBuV/m | dBuV/m     | dB         | dBuV       | dB                | dB/m           | dB            | cm    | deg   |         |            |
| 1 | 10619.43 | 60.93  | 74.00      | -13.07     | 43.14      | 11.58             | 39.88          | 33.67         | 238   | 175   | Peak    | HORIZONTAL |
| 2 | 10620.53 | 47.40  | 54.00      | -6.60      | 29.61      | 11.58             | 39.88          | 33.67         | 238   | 175   | Average | HORIZONTAL |
| 3 | 15929.85 | 62.67  | 74.00      | -11.33     | 44.67      | 14.18             | 37.75          | 33.93         | 158   | 91    | Peak    | HORIZONTAL |
| 4 | 15930.81 | 49.29  | 54.00      | -4.71      | 31.29      | 14.18             | 37.75          | 33.93         | 158   | 91    | Average | HORIZONTAL |

*Vertical*

|   | Freq     | Level  | Limit Line | Over Limit | Read Level | CableAntenna Loss | Antenna Factor | Preamp Factor | A/Pos | T/Pos | Remark  | Pol/Phase |
|---|----------|--------|------------|------------|------------|-------------------|----------------|---------------|-------|-------|---------|-----------|
|   | MHz      | dBuV/m | dBuV/m     | dB         | dBuV       | dB                | dB/m           | dB            | cm    | deg   |         |           |
| 1 | 10619.87 | 47.60  | 54.00      | -6.40      | 29.81      | 11.58             | 39.88          | 33.67         | 195   | 246   | Average | VERTICAL  |
| 2 | 10619.93 | 60.96  | 74.00      | -13.04     | 43.17      | 11.58             | 39.88          | 33.67         | 195   | 246   | Peak    | VERTICAL  |
| 3 | 15930.30 | 62.41  | 74.00      | -11.59     | 44.41      | 14.18             | 37.75          | 33.93         | 212   | 138   | Peak    | VERTICAL  |
| 4 | 15930.66 | 49.38  | 54.00      | -4.62      | 31.38      | 14.18             | 37.75          | 33.93         | 212   | 138   | Average | VERTICAL  |



|                       |  |
|-----------------------|--|
| <b>Configurations</b> | IEEE 802.11ac MCS0/Nss1 VHT40 CH 102 / Chain 1 + Chain 2 + Chain 3 + Chain 4 |
|-----------------------|--|

Horizontal

|   | Freq     | Level  | Limit Line | Over Limit | Read Level | CableAntenna Loss | Preamp Factor | A/Pos | T/Pos | Remark | Pol/Phase |            |
|---|----------|--------|------------|------------|------------|-------------------|---------------|-------|-------|--------|-----------|------------|
|   | MHz      | dBuV/m | dBuV/m     | dB         | dBuV       | dB                | dB/m          | dB    | cm    | deg    |           |            |
| 1 | 11019.72 | 60.10  | 74.00      | -13.90     | 41.98      | 11.75             | 40.20         | 33.83 | 243   | 157    | Peak      | HORIZONTAL |
| 2 | 11020.79 | 46.78  | 54.00      | -7.22      | 28.66      | 11.75             | 40.20         | 33.83 | 243   | 157    | Average   | HORIZONTAL |

Vertical

|   | Freq     | Level  | Limit Line | Over Limit | Read Level | CableAntenna Loss | Preamp Factor | A/Pos | T/Pos | Remark | Pol/Phase |          |
|---|----------|--------|------------|------------|------------|-------------------|---------------|-------|-------|--------|-----------|----------|
|   | MHz      | dBuV/m | dBuV/m     | dB         | dBuV       | dB                | dB/m          | dB    | cm    | deg    |           |          |
| 1 | 11020.11 | 59.91  | 74.00      | -14.09     | 41.79      | 11.75             | 40.20         | 33.83 | 281   | 201    | Peak      | VERTICAL |
| 2 | 11020.19 | 47.15  | 54.00      | -6.85      | 29.03      | 11.75             | 40.20         | 33.83 | 281   | 201    | Average   | VERTICAL |



|                       |  |
|-----------------------|--|
| <b>Configurations</b> | IEEE 802.11ac MCS0/Nss1 VHT40 CH 110 / Chain 1 + Chain 2 + Chain 3 + Chain 4 |
|-----------------------|--|

**Horizontal**

|   | Freq     | Level  | Limit Line | Over Limit | Read Level | CableAntenna Loss | Preamp Factor | A/Pos | T/Pos | Remark | Pol/Phase |            |
|---|----------|--------|------------|------------|------------|-------------------|---------------|-------|-------|--------|-----------|------------|
|   | MHz      | dBuV/m | dBuV/m     | dB         | dBuV       | dB                | dB/m          | dB    | cm    | deg    |           |            |
| 1 | 11100.13 | 47.62  | 54.00      | -6.38      | 29.50      | 11.79             | 40.16         | 33.83 | 195   | 170    | Average   | HORIZONTAL |
| 2 | 11100.53 | 60.39  | 74.00      | -13.61     | 42.27      | 11.79             | 40.16         | 33.83 | 195   | 170    | Peak      | HORIZONTAL |

**Vertical**

|   | Freq     | Level  | Limit Line | Over Limit | Read Level | CableAntenna Loss | Preamp Factor | A/Pos | T/Pos | Remark | Pol/Phase |          |
|---|----------|--------|------------|------------|------------|-------------------|---------------|-------|-------|--------|-----------|----------|
|   | MHz      | dBuV/m | dBuV/m     | dB         | dBuV       | dB                | dB/m          | dB    | cm    | deg    |           |          |
| 1 | 11099.00 | 47.80  | 54.00      | -6.20      | 29.68      | 11.79             | 40.16         | 33.83 | 255   | 100    | Average   | VERTICAL |
| 2 | 11100.22 | 61.19  | 74.00      | -12.81     | 43.07      | 11.79             | 40.16         | 33.83 | 255   | 100    | Peak      | VERTICAL |



|                       |  |
|-----------------------|--|
| <b>Configurations</b> | IEEE 802.11ac MCS0/Nss1 VHT40 CH 134 / Chain 1 + Chain 2 + Chain 3 + Chain 4 |
|-----------------------|--|

*Horizontal*

|   | Freq     | Level  | Limit Line | Over Limit | Read Level | CableAntenna Loss | Antenna Factor | Preamp Factor | A/Pos | T/Pos | Remark  | Pol/Phase  |
|---|----------|--------|------------|------------|------------|-------------------|----------------|---------------|-------|-------|---------|------------|
|   | MHz      | dBuV/m | dBuV/m     | dB         | dBuV       | dB                | dB/m           | dB            | cm    | deg   |         |            |
| 1 | 11339.21 | 47.21  | 54.00      | -6.79      | 29.08      | 11.89             | 40.07          | 33.83         | 197   | 200   | Average | HORIZONTAL |
| 2 | 11340.41 | 60.43  | 74.00      | -13.57     | 42.30      | 11.89             | 40.07          | 33.83         | 197   | 200   | Peak    | HORIZONTAL |

*Vertical*

|   | Freq     | Level  | Limit Line | Over Limit | Read Level | CableAntenna Loss | Antenna Factor | Preamp Factor | A/Pos | T/Pos | Remark  | Pol/Phase |
|---|----------|--------|------------|------------|------------|-------------------|----------------|---------------|-------|-------|---------|-----------|
|   | MHz      | dBuV/m | dBuV/m     | dB         | dBuV       | dB                | dB/m           | dB            | cm    | deg   |         |           |
| 1 | 11340.10 | 47.32  | 54.00      | -6.68      | 29.19      | 11.89             | 40.07          | 33.83         | 155   | 233   | Average | VERTICAL  |
| 2 | 11340.94 | 60.46  | 74.00      | -13.54     | 42.33      | 11.89             | 40.07          | 33.83         | 155   | 233   | Peak    | VERTICAL  |



|                       |   |
|-----------------------|---|
| <b>Configurations</b> | IEEE 802.11ac MCS0/Nss1 VHT80 CH 58 / Chain 1 + Chain 2 + Chain 3 + Chain 4 |
|-----------------------|---|

**Horizontal**

|   | Freq     | Level  | Limit Line | Over Limit | Read Level | CableAntenna Loss | Antenna Factor | Preamp Factor | A/Pos | T/Pos | Remark  | Pol/Phase  |
|---|----------|--------|------------|------------|------------|-------------------|----------------|---------------|-------|-------|---------|------------|
|   | MHz      | dBuV/m | dBuV/m     | dB         | dBuV       | dB                | dB/m           | dB            | cm    | deg   |         |            |
| 1 | 15869.33 | 49.52  | 54.00      | -4.48      | 31.41      | 14.16             | 37.86          | 33.91         | 115   | 165   | Average | HORIZONTAL |
| 2 | 15870.02 | 62.43  | 74.00      | -11.57     | 44.32      | 14.16             | 37.86          | 33.91         | 115   | 165   | Peak    | HORIZONTAL |

**Vertical**

|   | Freq     | Level  | Limit Line | Over Limit | Read Level | CableAntenna Loss | Antenna Factor | Preamp Factor | A/Pos | T/Pos | Remark  | Pol/Phase |
|---|----------|--------|------------|------------|------------|-------------------|----------------|---------------|-------|-------|---------|-----------|
|   | MHz      | dBuV/m | dBuV/m     | dB         | dBuV       | dB                | dB/m           | dB            | cm    | deg   |         |           |
| 1 | 15869.23 | 49.55  | 54.00      | -4.45      | 31.44      | 14.16             | 37.86          | 33.91         | 139   | 205   | Average | VERTICAL  |
| 2 | 15870.73 | 62.82  | 74.00      | -11.18     | 44.71      | 14.16             | 37.86          | 33.91         | 139   | 205   | Peak    | VERTICAL  |





|                       |  |
|-----------------------|--|
| <b>Configurations</b> | IEEE 802.11ac MCS0/Nss1 VHT80 CH 106 / Chain 1 + Chain 2 + Chain 3 + Chain 4 |
|-----------------------|--|

*Horizontal*

|   | Freq     | Level  | Limit Line | Over Limit | Read Level | CableAntenna Loss | Preamp Factor | A/Pos | T/Pos | Remark | Pol/Phase |            |
|---|----------|--------|------------|------------|------------|-------------------|---------------|-------|-------|--------|-----------|------------|
|   | MHz      | dBuV/m | dBuV/m     | dB         | dBuV       | dB                | dB/m          | dB    | cm    | deg    |           |            |
| 1 | 11060.33 | 60.19  | 74.00      | -13.81     | 42.08      | 11.77             | 40.17         | 33.83 | 154   | 140    | Peak      | HORIZONTAL |
| 2 | 11060.84 | 47.60  | 54.00      | -6.40      | 29.49      | 11.77             | 40.17         | 33.83 | 154   | 140    | Average   | HORIZONTAL |

*Vertical*

|   | Freq     | Level  | Limit Line | Over Limit | Read Level | CableAntenna Loss | Preamp Factor | A/Pos | T/Pos | Remark | Pol/Phase |          |
|---|----------|--------|------------|------------|------------|-------------------|---------------|-------|-------|--------|-----------|----------|
|   | MHz      | dBuV/m | dBuV/m     | dB         | dBuV       | dB                | dB/m          | dB    | cm    | deg    |           |          |
| 1 | 11059.52 | 60.96  | 74.00      | -13.04     | 42.83      | 11.77             | 40.19         | 33.83 | 188   | 114    | Peak      | VERTICAL |
| 2 | 11060.47 | 47.62  | 54.00      | -6.38      | 29.51      | 11.77             | 40.17         | 33.83 | 188   | 114    | Average   | VERTICAL |



|                       |  |
|-----------------------|--|
| <b>Configurations</b> | IEEE 802.11ac MCS0/Nss1 VHT80 CH 122 / Chain 1 + Chain 2 + Chain 3 + Chain 4 |
|-----------------------|--|

*Horizontal*

|   | Freq     | Level  | Limit Line | Over Limit | Read Level | CableAntenna Loss | Antenna Factor | Preamp Factor | A/Pos | T/Pos | Remark  | Pol/Phase  |
|---|----------|--------|------------|------------|------------|-------------------|----------------|---------------|-------|-------|---------|------------|
|   | MHz      | dBuV/m | dBuV/m     | dB         | dBuV       | dB                | dB/m           | dB            | cm    | deg   |         |            |
| 1 | 11219.99 | 47.91  | 54.00      | -6.09      | 29.78      | 11.84             | 40.12          | 33.83         | 187   | 127   | Average | HORIZONTAL |
| 2 | 11220.00 | 61.49  | 74.00      | -12.51     | 43.36      | 11.84             | 40.12          | 33.83         | 187   | 127   | Peak    | HORIZONTAL |

*Vertical*

|   | Freq     | Level  | Limit Line | Over Limit | Read Level | CableAntenna Loss | Antenna Factor | Preamp Factor | A/Pos | T/Pos | Remark  | Pol/Phase |
|---|----------|--------|------------|------------|------------|-------------------|----------------|---------------|-------|-------|---------|-----------|
|   | MHz      | dBuV/m | dBuV/m     | dB         | dBuV       | dB                | dB/m           | dB            | cm    | deg   |         |           |
| 1 | 11219.99 | 62.07  | 74.00      | -11.93     | 43.94      | 11.84             | 40.12          | 33.83         | 209   | 184   | Peak    | VERTICAL  |
| 2 | 11220.00 | 48.20  | 54.00      | -5.80      | 30.07      | 11.84             | 40.12          | 33.83         | 209   | 184   | Average | VERTICAL  |



Straddle Channel

|                |   |
|----------------|---|
| Configurations | IEEE 802.11a CH 144 / Chain 1 + Chain 2 + Chain 3 + Chain 4 |
|----------------|---|

Horizontal

|   | Freq     | Level  | Limit Line | Over Limit | Read Level | CableAntenna Loss | Antenna Factor | Preamp Factor | A/Pos | T/Pos | Remark  | Pol/Phase  |
|---|----------|--------|------------|------------|------------|-------------------|----------------|---------------|-------|-------|---------|------------|
|   | MHz      | dBuV/m | dBuV/m     | dB         | dBuV       | dB                | dB/m           | dB            | cm    | deg   |         |            |
| 1 | 11439.55 | 46.63  | 54.00      | -7.37      | 28.50      | 11.93             | 40.03          | 33.83         | 182   | 71    | Average | HORIZONTAL |
| 2 | 11440.36 | 60.04  | 74.00      | -13.96     | 41.91      | 11.93             | 40.03          | 33.83         | 182   | 71    | Peak    | HORIZONTAL |

Vertical

|   | Freq     | Level  | Limit Line | Over Limit | Read Level | CableAntenna Loss | Antenna Factor | Preamp Factor | A/Pos | T/Pos | Remark  | Pol/Phase |
|---|----------|--------|------------|------------|------------|-------------------|----------------|---------------|-------|-------|---------|-----------|
|   | MHz      | dBuV/m | dBuV/m     | dB         | dBuV       | dB                | dB/m           | dB            | cm    | deg   |         |           |
| 1 | 11439.14 | 47.54  | 54.00      | -6.46      | 29.41      | 11.93             | 40.03          | 33.83         | 135   | 96    | Average | VERTICAL  |
| 2 | 11439.25 | 60.92  | 74.00      | -13.08     | 42.79      | 11.93             | 40.03          | 33.83         | 135   | 96    | Peak    | VERTICAL  |



|                       |  |
|-----------------------|--|
| <b>Configurations</b> | IEEE 802.11ac MCS0/Nss1 VHT20 CH 144 / Chain 1 + Chain 2 + Chain 3 + Chain 4 |
|-----------------------|--|

Horizontal

|   | Freq     | Level  | Limit Line | Over Limit | Read Level | CableAntenna Loss | Antenna Factor | Preamp Factor | A/Pos | T/Pos | Remark  | Pol/Phase  |
|---|----------|--------|------------|------------|------------|-------------------|----------------|---------------|-------|-------|---------|------------|
|   | MHz      | dBuV/m | dBuV/m     | dB         | dBuV       | dB                | dB/m           | dB            | cm    | deg   |         |            |
| 1 | 11439.67 | 47.15  | 54.00      | -6.85      | 29.02      | 11.93             | 40.03          | 33.83         | 208   | 206   | Average | HORIZONTAL |
| 2 | 11440.36 | 60.43  | 74.00      | -13.57     | 42.30      | 11.93             | 40.03          | 33.83         | 208   | 206   | Peak    | HORIZONTAL |

Vertical

|   | Freq     | Level  | Limit Line | Over Limit | Read Level | CableAntenna Loss | Antenna Factor | Preamp Factor | A/Pos | T/Pos | Remark  | Pol/Phase |
|---|----------|--------|------------|------------|------------|-------------------|----------------|---------------|-------|-------|---------|-----------|
|   | MHz      | dBuV/m | dBuV/m     | dB         | dBuV       | dB                | dB/m           | dB            | cm    | deg   |         |           |
| 1 | 11439.54 | 60.77  | 74.00      | -13.23     | 42.64      | 11.93             | 40.03          | 33.83         | 144   | 250   | Peak    | VERTICAL  |
| 2 | 11440.05 | 47.85  | 54.00      | -6.15      | 29.72      | 11.93             | 40.03          | 33.83         | 144   | 250   | Average | VERTICAL  |



|                       |  |
|-----------------------|--|
| <b>Configurations</b> | IEEE 802.11ac MCS0/Nss1 VHT40 CH 142 / Chain 1 + Chain 2 + Chain 3 + Chain 4 |
|-----------------------|--|

Horizontal

|   | Freq     | Level  | Limit Line | Over Limit | Read Level | CableAntenna Loss | Antenna Factor | Preamp Factor | A/Pos | T/Pos | Remark  | Pol/Phase  |
|---|----------|--------|------------|------------|------------|-------------------|----------------|---------------|-------|-------|---------|------------|
|   | MHz      | dBuV/m | dBuV/m     | dB         | dBuV       | dB                | dB/m           | dB            | cm    | deg   |         |            |
| 1 | 11339.24 | 61.40  | 74.00      | -12.60     | 43.27      | 11.89             | 40.07          | 33.83         | 204   | 147   | Peak    | HORIZONTAL |
| 2 | 11340.27 | 47.15  | 54.00      | -6.85      | 29.02      | 11.89             | 40.07          | 33.83         | 204   | 147   | Average | HORIZONTAL |

Vertical

|   | Freq     | Level  | Limit Line | Over Limit | Read Level | CableAntenna Loss | Antenna Factor | Preamp Factor | A/Pos | T/Pos | Remark  | Pol/Phase |
|---|----------|--------|------------|------------|------------|-------------------|----------------|---------------|-------|-------|---------|-----------|
|   | MHz      | dBuV/m | dBuV/m     | dB         | dBuV       | dB                | dB/m           | dB            | cm    | deg   |         |           |
| 1 | 11339.08 | 47.27  | 54.00      | -6.73      | 29.14      | 11.89             | 40.07          | 33.83         | 246   | 177   | Average | VERTICAL  |
| 2 | 11339.67 | 60.69  | 74.00      | -13.31     | 42.56      | 11.89             | 40.07          | 33.83         | 246   | 177   | Peak    | VERTICAL  |



|                       |  |
|-----------------------|--|
| <b>Configurations</b> | IEEE 802.11ac MCS0/Nss1 VHT80 CH 138 / Chain 1 + Chain 2 + Chain 3 + Chain 4 |
|-----------------------|--|

**Horizontal**

|   | Freq     | Level  | Limit Line | Over Limit | Read Level | CableAntenna Loss | Antenna Factor | Preamp Factor | A/Pos | T/Pos | Remark  | Pol/Phase  |
|---|----------|--------|------------|------------|------------|-------------------|----------------|---------------|-------|-------|---------|------------|
|   | MHz      | dBuV/m | dBuV/m     | dB         | dBuV       | dB                | dB/m           | dB            | cm    | deg   |         |            |
| 1 | 11380.00 | 47.22  | 54.00      | -6.78      | 29.09      | 11.91             | 40.05          | 33.83         | 190   | 155   | Average | HORIZONTAL |
| 2 | 11380.01 | 60.42  | 74.00      | -13.58     | 42.29      | 11.91             | 40.05          | 33.83         | 190   | 155   | Peak    | HORIZONTAL |

**Vertical**

|   | Freq     | Level  | Limit Line | Over Limit | Read Level | CableAntenna Loss | Antenna Factor | Preamp Factor | A/Pos | T/Pos | Remark  | Pol/Phase |
|---|----------|--------|------------|------------|------------|-------------------|----------------|---------------|-------|-------|---------|-----------|
|   | MHz      | dBuV/m | dBuV/m     | dB         | dBuV       | dB                | dB/m           | dB            | cm    | deg   |         |           |
| 1 | 11380.00 | 60.36  | 74.00      | -13.64     | 42.23      | 11.91             | 40.05          | 33.83         | 159   | 198   | Peak    | VERTICAL  |
| 2 | 11380.00 | 47.19  | 54.00      | -6.81      | 29.06      | 11.91             | 40.05          | 33.83         | 159   | 198   | Average | VERTICAL  |



Directional Antenna Antenna

|                |  |
|----------------|--|
| Configurations | IEEE 802.11a CH 52 / Chain 1 + Chain 2 + Chain 3 + Chain 4 |
|----------------|--|

Horizontal

|   | Freq     | Level  | Limit Line | Over Limit | Read Level | CableAntenna Loss | Antenna Factor | Preamp Factor | A/Pos | T/Pos | Remark  | Pol/Phase  |
|---|----------|--------|------------|------------|------------|-------------------|----------------|---------------|-------|-------|---------|------------|
|   | MHz      | dBuV/m | dBuV/m     | dB         | dBuV       | dB                | dB/m           | dB            | cm    | deg   |         |            |
| 1 | 15778.58 | 47.69  | 54.00      | -6.31      | 29.49      | 14.13             | 37.97          | 33.90         | 150   | 53    | Average | HORIZONTAL |
| 2 | 15780.46 | 61.64  | 74.00      | -12.36     | 43.44      | 14.13             | 37.97          | 33.90         | 150   | 53    | Peak    | HORIZONTAL |

Vertical

|   | Freq     | Level  | Limit Line | Over Limit | Read Level | CableAntenna Loss | Antenna Factor | Preamp Factor | A/Pos | T/Pos | Remark  | Pol/Phase |
|---|----------|--------|------------|------------|------------|-------------------|----------------|---------------|-------|-------|---------|-----------|
|   | MHz      | dBuV/m | dBuV/m     | dB         | dBuV       | dB                | dB/m           | dB            | cm    | deg   |         |           |
| 1 | 15777.15 | 61.29  | 74.00      | -12.71     | 43.09      | 14.13             | 37.97          | 33.90         | 150   | 324   | Peak    | VERTICAL  |
| 2 | 15777.44 | 47.70  | 54.00      | -6.30      | 29.50      | 14.13             | 37.97          | 33.90         | 150   | 324   | Average | VERTICAL  |



|                       |  |
|-----------------------|--|
| <b>Configurations</b> | IEEE 802.11a CH 60 / Chain 1 + Chain 2 + Chain 3 + Chain 4 |
|-----------------------|--|

*Horizontal*

|   | Freq     | Level  | Limit Line | Over Limit | Read Level | CableAntenna Loss | Antenna Factor | Preamp Factor | A/Pos | T/Pos | Remark  | Pol/Phase  |
|---|----------|--------|------------|------------|------------|-------------------|----------------|---------------|-------|-------|---------|------------|
|   | MHz      | dBuV/m | dBuV/m     | dB         | dBuV       | dB                | dB/m           | dB            | cm    | deg   |         |            |
| 1 | 10591.08 | 47.67  | 54.00      | -6.33      | 29.88      | 11.57             | 39.88          | 33.66         | 219   | 357   | Average | HORIZONTAL |
| 2 | 10613.76 | 60.69  | 74.00      | -13.31     | 42.90      | 11.58             | 39.88          | 33.67         | 219   | 357   | Peak    | HORIZONTAL |
| 3 | 15900.00 | 60.85  | 74.00      | -13.15     | 42.79      | 14.17             | 37.81          | 33.92         | 150   | 312   | Peak    | HORIZONTAL |
| 4 | 15918.08 | 47.66  | 54.00      | -6.34      | 29.59      | 14.18             | 37.81          | 33.92         | 150   | 312   | Average | HORIZONTAL |

*Vertical*

|   | Freq     | Level  | Limit Line | Over Limit | Read Level | CableAntenna Loss | Antenna Factor | Preamp Factor | A/Pos | T/Pos | Remark  | Pol/Phase |
|---|----------|--------|------------|------------|------------|-------------------|----------------|---------------|-------|-------|---------|-----------|
|   | MHz      | dBuV/m | dBuV/m     | dB         | dBuV       | dB                | dB/m           | dB            | cm    | deg   |         |           |
| 1 | 10601.40 | 48.45  | 54.00      | -5.55      | 30.66      | 11.58             | 39.88          | 33.67         | 289   | 21    | Average | VERTICAL  |
| 2 | 10603.32 | 61.78  | 74.00      | -12.22     | 43.99      | 11.58             | 39.88          | 33.67         | 289   | 21    | Peak    | VERTICAL  |
| 3 | 15915.28 | 61.02  | 74.00      | -12.98     | 42.96      | 14.17             | 37.81          | 33.92         | 150   | 83    | Peak    | VERTICAL  |
| 4 | 15918.36 | 47.56  | 54.00      | -6.44      | 29.49      | 14.18             | 37.81          | 33.92         | 150   | 83    | Average | VERTICAL  |





|                       |  |
|-----------------------|--|
| <b>Configurations</b> | IEEE 802.11a CH 64 / Chain 1 + Chain 2 + Chain 3 + Chain 4 |
|-----------------------|--|

**Horizontal**

|   | Freq     | Level  | Limit Line | Over Limit | Read Level | CableAntenna Loss | Antenna Factor | Preamp Factor | A/Pos | T/Pos | Remark  | Pol/Phase  |
|---|----------|--------|------------|------------|------------|-------------------|----------------|---------------|-------|-------|---------|------------|
|   | MHz      | dBuV/m | dBuV/m     | dB         | dBuV       | dB                | dB/m           | dB            | cm    | deg   |         |            |
| 1 | 10635.44 | 47.50  | 54.00      | -6.50      | 29.70      | 11.59             | 39.90          | 33.69         | 218   | 355   | Average | HORIZONTAL |
| 2 | 10648.20 | 61.21  | 74.00      | -12.79     | 43.40      | 11.60             | 39.90          | 33.69         | 218   | 355   | Peak    | HORIZONTAL |
| 3 | 15977.64 | 46.81  | 54.00      | -7.19      | 28.85      | 14.20             | 37.70          | 33.94         | 150   | 151   | Average | HORIZONTAL |
| 4 | 15978.16 | 59.84  | 74.00      | -14.16     | 41.88      | 14.20             | 37.70          | 33.94         | 150   | 151   | Peak    | HORIZONTAL |

**Vertical**

|   | Freq     | Level  | Limit Line | Over Limit | Read Level | CableAntenna Loss | Antenna Factor | Preamp Factor | A/Pos | T/Pos | Remark  | Pol/Phase |
|---|----------|--------|------------|------------|------------|-------------------|----------------|---------------|-------|-------|---------|-----------|
|   | MHz      | dBuV/m | dBuV/m     | dB         | dBuV       | dB                | dB/m           | dB            | cm    | deg   |         |           |
| 1 | 10634.68 | 60.58  | 74.00      | -13.42     | 42.78      | 11.59             | 39.90          | 33.69         | 220   | 0     | Peak    | VERTICAL  |
| 2 | 10638.24 | 46.99  | 54.00      | -7.01      | 29.19      | 11.59             | 39.90          | 33.69         | 220   | 0     | Average | VERTICAL  |
| 3 | 15969.08 | 46.77  | 54.00      | -7.23      | 28.80      | 14.20             | 37.70          | 33.93         | 150   | 43    | Average | VERTICAL  |
| 4 | 15978.64 | 60.29  | 74.00      | -13.71     | 42.33      | 14.20             | 37.70          | 33.94         | 150   | 43    | Peak    | VERTICAL  |



|                       |   |
|-----------------------|---|
| <b>Configurations</b> | IEEE 802.11a CH 100 / Chain 1 + Chain 2 + Chain 3 + Chain 4 |
|-----------------------|---|

Horizontal

|   | Freq     | Level  | Limit Line | Over Limit | Read Level | CableAntenna Loss | Antenna Factor | Preamp Factor | A/Pos | T/Pos | Remark  | Pol/Phase  |
|---|----------|--------|------------|------------|------------|-------------------|----------------|---------------|-------|-------|---------|------------|
|   | MHz      | dBuV/m | dBuV/m     | dB         | dBuV       | dB                | dB/m           | dB            | cm    | deg   |         |            |
| 1 | 10992.64 | 60.67  | 74.00      | -13.33     | 42.59      | 11.74             | 40.17          | 33.83         | 211   | 350   | Peak    | HORIZONTAL |
| 2 | 10994.48 | 47.28  | 54.00      | -6.72      | 29.20      | 11.74             | 40.17          | 33.83         | 211   | 350   | Average | HORIZONTAL |

Vertical

|   | Freq     | Level  | Limit Line | Over Limit | Read Level | CableAntenna Loss | Antenna Factor | Preamp Factor | A/Pos | T/Pos | Remark  | Pol/Phase |
|---|----------|--------|------------|------------|------------|-------------------|----------------|---------------|-------|-------|---------|-----------|
|   | MHz      | dBuV/m | dBuV/m     | dB         | dBuV       | dB                | dB/m           | dB            | cm    | deg   |         |           |
| 1 | 10992.84 | 47.18  | 54.00      | -6.82      | 29.10      | 11.74             | 40.17          | 33.83         | 217   | 4     | Average | VERTICAL  |
| 2 | 11014.88 | 60.39  | 74.00      | -13.61     | 42.27      | 11.75             | 40.20          | 33.83         | 217   | 4     | Peak    | VERTICAL  |



|                       |   |
|-----------------------|---|
| <b>Configurations</b> | IEEE 802.11a CH 116 / Chain 1 + Chain 2 + Chain 3 + Chain 4 |
|-----------------------|---|

**Horizontal**

|   | Freq     | Level  | Limit Line | Over Limit | Read Level | CableAntenna Loss | Antenna Factor | Preamp Factor | A/Pos | T/Pos | Remark  | Pol/Phase  |
|---|----------|--------|------------|------------|------------|-------------------|----------------|---------------|-------|-------|---------|------------|
|   | MHz      | dBuV/m | dBuV/m     | dB         | dBuV       | dB                | dB/m           | dB            | cm    | deg   |         |            |
| 1 | 11155.28 | 47.90  | 54.00      | -6.10      | 29.77      | 11.81             | 40.15          | 33.83         | 212   | 348   | Average | HORIZONTAL |
| 2 | 11171.12 | 61.19  | 74.00      | -12.81     | 43.08      | 11.81             | 40.13          | 33.83         | 212   | 348   | Peak    | HORIZONTAL |

**Vertical**

|   | Freq     | Level  | Limit Line | Over Limit | Read Level | CableAntenna Loss | Antenna Factor | Preamp Factor | A/Pos | T/Pos | Remark  | Pol/Phase |
|---|----------|--------|------------|------------|------------|-------------------|----------------|---------------|-------|-------|---------|-----------|
|   | MHz      | dBuV/m | dBuV/m     | dB         | dBuV       | dB                | dB/m           | dB            | cm    | deg   |         |           |
| 1 | 11157.52 | 61.34  | 74.00      | -12.66     | 43.23      | 11.81             | 40.13          | 33.83         | 212   | 0     | Peak    | VERTICAL  |
| 2 | 11160.88 | 48.03  | 54.00      | -5.97      | 29.92      | 11.81             | 40.13          | 33.83         | 212   | 0     | Average | VERTICAL  |



|                       |   |
|-----------------------|---|
| <b>Configurations</b> | IEEE 802.11a CH 140 / Chain 1 + Chain 2 + Chain 3 + Chain 4 |
|-----------------------|---|

Horizontal

|   | Freq     | Level  | Limit Line | Over Limit | Read Level | CableAntenna Loss | Antenna Factor | Preamp Factor | A/Pos | T/Pos | Remark  | Pol/Phase  |
|---|----------|--------|------------|------------|------------|-------------------|----------------|---------------|-------|-------|---------|------------|
|   | MHz      | dBuV/m | dBuV/m     | dB         | dBuV       | dB                | dB/m           | dB            | cm    | deg   |         |            |
| 1 | 11389.04 | 46.90  | 54.00      | -7.10      | 28.78      | 11.91             | 40.04          | 33.83         | 212   | 354   | Average | HORIZONTAL |
| 2 | 11399.24 | 60.71  | 74.00      | -13.29     | 42.59      | 11.91             | 40.04          | 33.83         | 212   | 354   | Peak    | HORIZONTAL |

Vertical

|   | Freq     | Level  | Limit Line | Over Limit | Read Level | CableAntenna Loss | Antenna Factor | Preamp Factor | A/Pos | T/Pos | Remark  | Pol/Phase |
|---|----------|--------|------------|------------|------------|-------------------|----------------|---------------|-------|-------|---------|-----------|
|   | MHz      | dBuV/m | dBuV/m     | dB         | dBuV       | dB                | dB/m           | dB            | cm    | deg   |         |           |
| 1 | 11398.60 | 47.15  | 54.00      | -6.85      | 29.03      | 11.91             | 40.04          | 33.83         | 221   | 7     | Average | VERTICAL  |
| 2 | 11413.00 | 60.36  | 74.00      | -13.64     | 42.23      | 11.92             | 40.04          | 33.83         | 221   | 7     | Peak    | VERTICAL  |



|                       |   |
|-----------------------|---|
| <b>Configurations</b> | IEEE 802.11ac MCS0/Nss1 VHT20 CH 52 / Chain 1 + Chain 2 + Chain 3 + Chain 4 |
|-----------------------|---|

**Horizontal**

|   | Freq     | Level  | Limit Line | Over Limit | Read Level | CableAntenna Loss | Antenna Factor | Preamp Factor | A/Pos | T/Pos | Remark  | Pol/Phase  |
|---|----------|--------|------------|------------|------------|-------------------|----------------|---------------|-------|-------|---------|------------|
|   | MHz      | dBuV/m | dBuV/m     | dB         | dBuV       | dB                | dB/m           | dB            | cm    | deg   |         |            |
| 1 | 15780.07 | 62.39  | 74.00      | -11.61     | 44.19      | 14.13             | 37.97          | 33.90         | 223   | 233   | Peak    | HORIZONTAL |
| 2 | 15780.33 | 49.92  | 54.00      | -4.08      | 31.72      | 14.13             | 37.97          | 33.90         | 223   | 233   | Average | HORIZONTAL |

**Vertical**

|   | Freq     | Level  | Limit Line | Over Limit | Read Level | CableAntenna Loss | Antenna Factor | Preamp Factor | A/Pos | T/Pos | Remark  | Pol/Phase |
|---|----------|--------|------------|------------|------------|-------------------|----------------|---------------|-------|-------|---------|-----------|
|   | MHz      | dBuV/m | dBuV/m     | dB         | dBuV       | dB                | dB/m           | dB            | cm    | deg   |         |           |
| 1 | 15778.44 | 62.59  | 74.00      | -11.41     | 44.39      | 14.13             | 37.97          | 33.90         | 220   | 283   | Peak    | VERTICAL  |
| 2 | 15781.56 | 49.72  | 54.00      | -4.28      | 31.52      | 14.13             | 37.97          | 33.90         | 220   | 283   | Average | VERTICAL  |



|                       |   |
|-----------------------|---|
| <b>Configurations</b> | IEEE 802.11ac MCS0/Nss1 VHT20 CH 60 / Chain 1 + Chain 2 + Chain 3 + Chain 4 |
|-----------------------|---|

**Horizontal**

|   | Freq     | Level  | Limit Line | Over Limit | Read Level | CableAntenna Loss | Antenna Factor | Preamp Factor | A/Pos | T/Pos | Remark  | Pol/Phase  |
|---|----------|--------|------------|------------|------------|-------------------|----------------|---------------|-------|-------|---------|------------|
|   | MHz      | dBuV/m | dBuV/m     | dB         | dBuV       | dB                | dB/m           | dB            | cm    | deg   |         |            |
| 1 | 10599.25 | 61.67  | 74.00      | -12.33     | 43.88      | 11.58             | 39.88          | 33.67         | 206   | 236   | Peak    | HORIZONTAL |
| 2 | 10600.54 | 48.38  | 54.00      | -5.62      | 30.59      | 11.58             | 39.88          | 33.67         | 206   | 236   | Average | HORIZONTAL |
| 3 | 15899.44 | 50.31  | 54.00      | -3.69      | 32.25      | 14.17             | 37.81          | 33.92         | 125   | 158   | Average | HORIZONTAL |
| 4 | 15900.48 | 63.64  | 74.00      | -10.36     | 45.58      | 14.17             | 37.81          | 33.92         | 125   | 158   | Peak    | HORIZONTAL |

**Vertical**

|   | Freq     | Level  | Limit Line | Over Limit | Read Level | CableAntenna Loss | Antenna Factor | Preamp Factor | A/Pos | T/Pos | Remark  | Pol/Phase |
|---|----------|--------|------------|------------|------------|-------------------|----------------|---------------|-------|-------|---------|-----------|
|   | MHz      | dBuV/m | dBuV/m     | dB         | dBuV       | dB                | dB/m           | dB            | cm    | deg   |         |           |
| 1 | 10600.23 | 49.58  | 54.00      | -4.42      | 31.79      | 11.58             | 39.88          | 33.67         | 128   | 122   | Average | VERTICAL  |
| 2 | 10600.56 | 63.12  | 74.00      | -10.88     | 45.33      | 11.58             | 39.88          | 33.67         | 128   | 122   | Peak    | VERTICAL  |
| 3 | 15899.96 | 50.24  | 54.00      | -3.76      | 32.18      | 14.17             | 37.81          | 33.92         | 237   | 267   | Average | VERTICAL  |
| 4 | 15900.92 | 62.99  | 74.00      | -11.01     | 44.93      | 14.17             | 37.81          | 33.92         | 237   | 267   | Peak    | VERTICAL  |



|                       |   |
|-----------------------|---|
| <b>Configurations</b> | IEEE 802.11ac MCS0/Nss1 VHT20 CH 64 / Chain 1 + Chain 2 + Chain 3 + Chain 4 |
|-----------------------|---|

**Horizontal**

|   | Freq     | Level  | Limit Line | Over Limit | Read Level | CableAntenna Loss | Antenna Factor | Preamp Factor | A/Pos | T/Pos | Remark  | Pol/Phase  |
|---|----------|--------|------------|------------|------------|-------------------|----------------|---------------|-------|-------|---------|------------|
|   | MHz      | dBuV/m | dBuV/m     | dB         | dBuV       | dB                | dB/m           | dB            | cm    | deg   |         |            |
| 1 | 10639.86 | 61.28  | 74.00      | -12.72     | 43.48      | 11.59             | 39.90          | 33.69         | 216   | 156   | Peak    | HORIZONTAL |
| 2 | 10640.46 | 48.48  | 54.00      | -5.52      | 30.68      | 11.59             | 39.90          | 33.69         | 216   | 156   | Average | HORIZONTAL |
| 3 | 15959.40 | 64.06  | 74.00      | -9.94      | 46.05      | 14.19             | 37.75          | 33.93         | 164   | 112   | Peak    | HORIZONTAL |
| 4 | 15959.58 | 50.59  | 54.00      | -3.41      | 32.58      | 14.19             | 37.75          | 33.93         | 164   | 112   | Average | HORIZONTAL |

**Vertical**

|   | Freq     | Level  | Limit Line | Over Limit | Read Level | CableAntenna Loss | Antenna Factor | Preamp Factor | A/Pos | T/Pos | Remark  | Pol/Phase |
|---|----------|--------|------------|------------|------------|-------------------|----------------|---------------|-------|-------|---------|-----------|
|   | MHz      | dBuV/m | dBuV/m     | dB         | dBuV       | dB                | dB/m           | dB            | cm    | deg   |         |           |
| 1 | 10639.12 | 47.81  | 54.00      | -6.19      | 30.01      | 11.59             | 39.90          | 33.69         | 172   | 83    | Average | VERTICAL  |
| 2 | 10640.52 | 60.86  | 74.00      | -13.14     | 43.06      | 11.59             | 39.90          | 33.69         | 172   | 83    | Peak    | VERTICAL  |
| 3 | 15953.04 | 63.62  | 74.00      | -10.38     | 45.61      | 14.19             | 37.75          | 33.93         | 117   | 154   | Peak    | VERTICAL  |
| 4 | 15967.96 | 50.75  | 54.00      | -3.25      | 32.79      | 14.19             | 37.70          | 33.93         | 117   | 154   | Average | VERTICAL  |



|                       |  |
|-----------------------|--|
| <b>Configurations</b> | IEEE 802.11ac MCS0/Nss1 VHT20 CH 100 / Chain 1 + Chain 2 + Chain 3 + Chain 4 |
|-----------------------|--|

*Horizontal*

|   | Freq     | Level  | Limit Line | Over Limit | Read Level | CableAntenna Loss | Antenna Factor | Preamp Factor | A/Pos | T/Pos | Remark  | Pol/Phase  |
|---|----------|--------|------------|------------|------------|-------------------|----------------|---------------|-------|-------|---------|------------|
|   | MHz      | dBuV/m | dBuV/m     | dB         | dBuV       | dB                | dB/m           | dB            | cm    | deg   |         |            |
| 1 | 10999.04 | 60.16  | 74.00      | -13.84     | 42.05      | 11.74             | 40.20          | 33.83         | 164   | 39    | Peak    | HORIZONTAL |
| 2 | 11000.13 | 47.58  | 54.00      | -6.42      | 29.47      | 11.74             | 40.20          | 33.83         | 164   | 39    | Average | HORIZONTAL |

*Vertical*

|   | Freq     | Level  | Limit Line | Over Limit | Read Level | CableAntenna Loss | Antenna Factor | Preamp Factor | A/Pos | T/Pos | Remark  | Pol/Phase |
|---|----------|--------|------------|------------|------------|-------------------|----------------|---------------|-------|-------|---------|-----------|
|   | MHz      | dBuV/m | dBuV/m     | dB         | dBuV       | dB                | dB/m           | dB            | cm    | deg   |         |           |
| 1 | 11000.17 | 47.95  | 54.00      | -6.05      | 29.84      | 11.74             | 40.20          | 33.83         | 297   | 175   | Average | VERTICAL  |
| 2 | 11000.96 | 60.75  | 74.00      | -13.25     | 42.64      | 11.74             | 40.20          | 33.83         | 297   | 175   | Peak    | VERTICAL  |





|                       |  |
|-----------------------|--|
| <b>Configurations</b> | IEEE 802.11ac MCS0/Nss1 VHT20 CH 116 / Chain 1 + Chain 2 + Chain 3 + Chain 4 |
|-----------------------|--|

*Horizontal*

|   | Freq     | Level  | Limit Line | Over Limit | Read Level | CableAntenna Loss | Antenna Factor | Preamp Factor | A/Pos | T/Pos | Remark  | Pol/Phase  |
|---|----------|--------|------------|------------|------------|-------------------|----------------|---------------|-------|-------|---------|------------|
|   | MHz      | dBuV/m | dBuV/m     | dB         | dBuV       | dB                | dB/m           | dB            | cm    | deg   |         |            |
| 1 | 11159.46 | 48.26  | 54.00      | -5.74      | 30.15      | 11.81             | 40.13          | 33.83         | 166   | 70    | Average | HORIZONTAL |
| 2 | 11160.23 | 61.15  | 74.00      | -12.85     | 43.04      | 11.81             | 40.13          | 33.83         | 166   | 70    | Peak    | HORIZONTAL |

*Vertical*

|   | Freq     | Level  | Limit Line | Over Limit | Read Level | CableAntenna Loss | Antenna Factor | Preamp Factor | A/Pos | T/Pos | Remark  | Pol/Phase |
|---|----------|--------|------------|------------|------------|-------------------|----------------|---------------|-------|-------|---------|-----------|
|   | MHz      | dBuV/m | dBuV/m     | dB         | dBuV       | dB                | dB/m           | dB            | cm    | deg   |         |           |
| 1 | 11160.08 | 61.17  | 74.00      | -12.83     | 43.06      | 11.81             | 40.13          | 33.83         | 219   | 164   | Peak    | VERTICAL  |
| 2 | 11160.24 | 48.09  | 54.00      | -5.91      | 29.98      | 11.81             | 40.13          | 33.83         | 219   | 164   | Average | VERTICAL  |



|                       |  |
|-----------------------|--|
| <b>Configurations</b> | IEEE 802.11ac MCS0/Nss1 VHT20 CH 140 / Chain 1 + Chain 2 + Chain 3 + Chain 4 |
|-----------------------|--|

**Horizontal**

|   | Freq     | Level  | Limit Line | Over Limit | Read Level | CableAntenna Loss | Antenna Factor | Preamp Factor | A/Pos | T/Pos | Remark  | Pol/Phase  |
|---|----------|--------|------------|------------|------------|-------------------|----------------|---------------|-------|-------|---------|------------|
|   | MHz      | dBuV/m | dBuV/m     | dB         | dBuV       | dB                | dB/m           | dB            | cm    | deg   |         |            |
| 1 | 11399.76 | 61.51  | 74.00      | -12.49     | 43.39      | 11.91             | 40.04          | 33.83         | 156   | 207   | Peak    | HORIZONTAL |
| 2 | 11400.78 | 48.61  | 54.00      | -5.39      | 30.49      | 11.91             | 40.04          | 33.83         | 156   | 207   | Average | HORIZONTAL |

**Vertical**

|   | Freq     | Level  | Limit Line | Over Limit | Read Level | CableAntenna Loss | Antenna Factor | Preamp Factor | A/Pos | T/Pos | Remark  | Pol/Phase |
|---|----------|--------|------------|------------|------------|-------------------|----------------|---------------|-------|-------|---------|-----------|
|   | MHz      | dBuV/m | dBuV/m     | dB         | dBuV       | dB                | dB/m           | dB            | cm    | deg   |         |           |
| 1 | 11399.00 | 61.74  | 74.00      | -12.26     | 43.62      | 11.91             | 40.04          | 33.83         | 111   | 166   | Peak    | VERTICAL  |
| 2 | 11399.81 | 48.44  | 54.00      | -5.56      | 30.32      | 11.91             | 40.04          | 33.83         | 111   | 166   | Average | VERTICAL  |



|                       |   |
|-----------------------|---|
| <b>Configurations</b> | IEEE 802.11ac MCS0/Nss1 VHT40 CH 54 / Chain 1 + Chain 2 + Chain 3 + Chain 4 |
|-----------------------|---|

**Horizontal**

|   | Freq     | Level  | Limit Line | Over Limit | Read Level | CableAntenna Loss | Antenna Factor | Preamp Factor | A/Pos | T/Pos | Remark  | Pol/Phase  |
|---|----------|--------|------------|------------|------------|-------------------|----------------|---------------|-------|-------|---------|------------|
|   | MHz      | dBuV/m | dBuV/m     | dB         | dBuV       | dB                | dB/m           | dB            | cm    | deg   |         |            |
| 1 | 15809.01 | 49.28  | 54.00      | -4.72      | 31.12      | 14.14             | 37.92          | 33.90         | 184   | 73    | Average | HORIZONTAL |
| 2 | 15810.41 | 62.66  | 74.00      | -11.34     | 44.50      | 14.14             | 37.92          | 33.90         | 184   | 73    | Peak    | HORIZONTAL |

**Vertical**

|   | Freq     | Level  | Limit Line | Over Limit | Read Level | CableAntenna Loss | Antenna Factor | Preamp Factor | A/Pos | T/Pos | Remark  | Pol/Phase |
|---|----------|--------|------------|------------|------------|-------------------|----------------|---------------|-------|-------|---------|-----------|
|   | MHz      | dBuV/m | dBuV/m     | dB         | dBuV       | dB                | dB/m           | dB            | cm    | deg   |         |           |
| 1 | 15810.03 | 49.44  | 54.00      | -4.56      | 31.28      | 14.14             | 37.92          | 33.90         | 123   | 161   | Average | VERTICAL  |
| 2 | 15810.51 | 63.04  | 74.00      | -10.96     | 44.88      | 14.14             | 37.92          | 33.90         | 123   | 161   | Peak    | VERTICAL  |



|                       |   |
|-----------------------|---|
| <b>Configurations</b> | IEEE 802.11ac MCS0/Nss1 VHT40 CH 62 / Chain 1 + Chain 2 + Chain 3 + Chain 4 |
|-----------------------|---|

**Horizontal**

|   | Freq     | Level  | Limit Line | Over Limit | Read Level | CableAntenna Loss | Antenna Factor | Preamp Factor | A/Pos | T/Pos | Remark  | Pol/Phase  |
|---|----------|--------|------------|------------|------------|-------------------|----------------|---------------|-------|-------|---------|------------|
|   | MHz      | dBuV/m | dBuV/m     | dB         | dBuV       | dB                | dB/m           | dB            | cm    | deg   |         |            |
| 1 | 10620.00 | 61.64  | 74.00      | -12.36     | 43.85      | 11.58             | 39.88          | 33.67         | 169   | 165   | Peak    | HORIZONTAL |
| 2 | 10620.00 | 48.14  | 54.00      | -5.86      | 30.35      | 11.58             | 39.88          | 33.67         | 169   | 165   | Average | HORIZONTAL |
| 3 | 15929.94 | 63.09  | 74.00      | -10.91     | 45.09      | 14.18             | 37.75          | 33.93         | 189   | 203   | Peak    | HORIZONTAL |
| 4 | 15930.11 | 50.21  | 54.00      | -3.79      | 32.21      | 14.18             | 37.75          | 33.93         | 189   | 203   | Average | HORIZONTAL |

**Vertical**

|   | Freq     | Level  | Limit Line | Over Limit | Read Level | CableAntenna Loss | Antenna Factor | Preamp Factor | A/Pos | T/Pos | Remark  | Pol/Phase |
|---|----------|--------|------------|------------|------------|-------------------|----------------|---------------|-------|-------|---------|-----------|
|   | MHz      | dBuV/m | dBuV/m     | dB         | dBuV       | dB                | dB/m           | dB            | cm    | deg   |         |           |
| 1 | 10619.74 | 61.07  | 74.00      | -12.93     | 43.28      | 11.58             | 39.88          | 33.67         | 262   | 159   | Peak    | VERTICAL  |
| 2 | 10620.45 | 48.02  | 54.00      | -5.98      | 30.23      | 11.58             | 39.88          | 33.67         | 262   | 159   | Average | VERTICAL  |
| 3 | 15929.14 | 50.37  | 54.00      | -3.63      | 32.37      | 14.18             | 37.75          | 33.93         | 142   | 218   | Average | VERTICAL  |
| 4 | 15930.49 | 63.24  | 74.00      | -10.76     | 45.24      | 14.18             | 37.75          | 33.93         | 142   | 218   | Peak    | VERTICAL  |



|                       |  |
|-----------------------|--|
| <b>Configurations</b> | IEEE 802.11ac MCS0/Nss1 VHT40 CH 102 / Chain 1 + Chain 2 + Chain 3 + Chain 4 |
|-----------------------|--|

*Horizontal*

|   | Freq     | Level  | Limit Line | Over Limit | Read Level | CableAntenna Loss | Antenna Factor | Preamp Factor | A/Pos | T/Pos | Remark  | Pol/Phase  |
|---|----------|--------|------------|------------|------------|-------------------|----------------|---------------|-------|-------|---------|------------|
|   | MHz      | dBuV/m | dBuV/m     | dB         | dBuV       | dB                | dB/m           | dB            | cm    | deg   |         |            |
| 1 | 11020.00 | 60.24  | 74.00      | -13.76     | 42.12      | 11.75             | 40.20          | 33.83         | 178   | 284   | Peak    | HORIZONTAL |
| 2 | 11020.00 | 47.01  | 54.00      | -6.99      | 28.89      | 11.75             | 40.20          | 33.83         | 178   | 284   | Average | HORIZONTAL |

*Vertical*

|   | Freq     | Level  | Limit Line | Over Limit | Read Level | CableAntenna Loss | Antenna Factor | Preamp Factor | A/Pos | T/Pos | Remark  | Pol/Phase |
|---|----------|--------|------------|------------|------------|-------------------|----------------|---------------|-------|-------|---------|-----------|
|   | MHz      | dBuV/m | dBuV/m     | dB         | dBuV       | dB                | dB/m           | dB            | cm    | deg   |         |           |
| 1 | 11019.99 | 47.23  | 54.00      | -6.77      | 29.11      | 11.75             | 40.20          | 33.83         | 139   | 351   | Average | VERTICAL  |
| 2 | 11020.00 | 59.93  | 74.00      | -14.07     | 41.81      | 11.75             | 40.20          | 33.83         | 139   | 351   | Peak    | VERTICAL  |



|                       |  |
|-----------------------|--|
| <b>Configurations</b> | IEEE 802.11ac MCS0/Nss1 VHT40 CH 110 / Chain 1 + Chain 2 + Chain 3 + Chain 4 |
|-----------------------|--|

*Horizontal*

|   | Freq     | Level  | Limit Line | Over Limit | Read Level | CableAntenna Loss | Antenna Factor | Preamp Factor | A/Pos | T/Pos | Remark  | Pol/Phase  |
|---|----------|--------|------------|------------|------------|-------------------|----------------|---------------|-------|-------|---------|------------|
|   | MHz      | dBuV/m | dBuV/m     | dB         | dBuV       | dB                | dB/m           | dB            | cm    | deg   |         |            |
| 1 | 11099.15 | 47.49  | 54.00      | -6.51      | 29.37      | 11.79             | 40.16          | 33.83         | 210   | 292   | Average | HORIZONTAL |
| 2 | 11099.32 | 60.52  | 74.00      | -13.48     | 42.40      | 11.79             | 40.16          | 33.83         | 210   | 292   | Peak    | HORIZONTAL |

*Vertical*

|   | Freq     | Level  | Limit Line | Over Limit | Read Level | CableAntenna Loss | Antenna Factor | Preamp Factor | A/Pos | T/Pos | Remark  | Pol/Phase |
|---|----------|--------|------------|------------|------------|-------------------|----------------|---------------|-------|-------|---------|-----------|
|   | MHz      | dBuV/m | dBuV/m     | dB         | dBuV       | dB                | dB/m           | dB            | cm    | deg   |         |           |
| 1 | 11099.99 | 47.33  | 54.00      | -6.67      | 29.21      | 11.79             | 40.16          | 33.83         | 274   | 326   | Average | VERTICAL  |
| 2 | 11100.00 | 60.01  | 74.00      | -13.99     | 41.89      | 11.79             | 40.16          | 33.83         | 274   | 326   | Peak    | VERTICAL  |



|                       |  |
|-----------------------|--|
| <b>Configurations</b> | IEEE 802.11ac MCS0/Nss1 VHT40 CH 134 / Chain 1 + Chain 2 + Chain 3 + Chain 4 |
|-----------------------|--|

*Horizontal*

|   | Freq     | Level  | Limit Line | Over Limit | Read Level | CableAntenna Loss | Antenna Factor | Preamp Factor | A/Pos | T/Pos | Remark  | Pol/Phase  |
|---|----------|--------|------------|------------|------------|-------------------|----------------|---------------|-------|-------|---------|------------|
|   | MHz      | dBuV/m | dBuV/m     | dB         | dBuV       | dB                | dB/m           | dB            | cm    | deg   |         |            |
| 1 | 11339.48 | 60.79  | 74.00      | -13.21     | 42.66      | 11.89             | 40.07          | 33.83         | 118   | 141   | Peak    | HORIZONTAL |
| 2 | 11339.67 | 47.85  | 54.00      | -6.15      | 29.72      | 11.89             | 40.07          | 33.83         | 118   | 141   | Average | HORIZONTAL |

*Vertical*

|   | Freq     | Level  | Limit Line | Over Limit | Read Level | CableAntenna Loss | Antenna Factor | Preamp Factor | A/Pos | T/Pos | Remark  | Pol/Phase |
|---|----------|--------|------------|------------|------------|-------------------|----------------|---------------|-------|-------|---------|-----------|
|   | MHz      | dBuV/m | dBuV/m     | dB         | dBuV       | dB                | dB/m           | dB            | cm    | deg   |         |           |
| 1 | 11339.26 | 47.91  | 54.00      | -6.09      | 29.78      | 11.89             | 40.07          | 33.83         | 177   | 216   | Average | VERTICAL  |
| 2 | 11340.94 | 60.96  | 74.00      | -13.04     | 42.83      | 11.89             | 40.07          | 33.83         | 177   | 216   | Peak    | VERTICAL  |



|                       |   |
|-----------------------|---|
| <b>Configurations</b> | IEEE 802.11ac MCS0/Nss1 VHT80 CH 58 / Chain 1 + Chain 2 + Chain 3 + Chain 4 |
|-----------------------|---|

**Horizontal**

|   | Freq     | Level  | Limit Line | Over Limit | Read Level | CableAntenna Loss | Antenna Factor | Preamp Factor | A/Pos | T/Pos | Remark  | Pol/Phase  |
|---|----------|--------|------------|------------|------------|-------------------|----------------|---------------|-------|-------|---------|------------|
|   | MHz      | dBuV/m | dBuV/m     | dB         | dBuV       | dB                | dB/m           | dB            | cm    | deg   |         |            |
| 1 | 15869.31 | 49.57  | 54.00      | -4.43      | 31.46      | 14.16             | 37.86          | 33.91         | 171   | 195   | Average | HORIZONTAL |
| 2 | 15869.53 | 62.45  | 74.00      | -11.55     | 44.34      | 14.16             | 37.86          | 33.91         | 171   | 195   | Peak    | HORIZONTAL |

**Vertical**

|   | Freq     | Level  | Limit Line | Over Limit | Read Level | CableAntenna Loss | Antenna Factor | Preamp Factor | A/Pos | T/Pos | Remark  | Pol/Phase |
|---|----------|--------|------------|------------|------------|-------------------|----------------|---------------|-------|-------|---------|-----------|
|   | MHz      | dBuV/m | dBuV/m     | dB         | dBuV       | dB                | dB/m           | dB            | cm    | deg   |         |           |
| 1 | 15869.18 | 49.52  | 54.00      | -4.48      | 31.41      | 14.16             | 37.86          | 33.91         | 130   | 237   | Average | VERTICAL  |
| 2 | 15870.92 | 62.96  | 74.00      | -11.04     | 44.85      | 14.16             | 37.86          | 33.91         | 130   | 237   | Peak    | VERTICAL  |





|                       |  |
|-----------------------|--|
| <b>Configurations</b> | IEEE 802.11ac MCS0/Nss1 VHT80 CH 106 / Chain 1 + Chain 2 + Chain 3 + Chain 4 |
|-----------------------|--|

*Horizontal*

|   | Freq     | Level  | Limit Line | Over Limit | Read Level | CableAntenna Loss | Antenna Factor | Preamp Factor | A/Pos | T/Pos | Remark  | Pol/Phase  |
|---|----------|--------|------------|------------|------------|-------------------|----------------|---------------|-------|-------|---------|------------|
|   | MHz      | dBuV/m | dBuV/m     | dB         | dBuV       | dB                | dB/m           | dB            | cm    | deg   |         |            |
| 1 | 11059.62 | 47.08  | 54.00      | -6.92      | 28.95      | 11.77             | 40.19          | 33.83         | 118   | 203   | Average | HORIZONTAL |
| 2 | 11060.58 | 59.87  | 74.00      | -14.13     | 41.76      | 11.77             | 40.17          | 33.83         | 118   | 203   | Peak    | HORIZONTAL |

*Vertical*

|   | Freq     | Level  | Limit Line | Over Limit | Read Level | CableAntenna Loss | Antenna Factor | Preamp Factor | A/Pos | T/Pos | Remark  | Pol/Phase |
|---|----------|--------|------------|------------|------------|-------------------|----------------|---------------|-------|-------|---------|-----------|
|   | MHz      | dBuV/m | dBuV/m     | dB         | dBuV       | dB                | dB/m           | dB            | cm    | deg   |         |           |
| 1 | 11059.61 | 47.36  | 54.00      | -6.64      | 29.23      | 11.77             | 40.19          | 33.83         | 136   | 235   | Average | VERTICAL  |
| 2 | 11059.74 | 60.36  | 74.00      | -13.64     | 42.23      | 11.77             | 40.19          | 33.83         | 136   | 235   | Peak    | VERTICAL  |



|                       |  |
|-----------------------|--|
| <b>Configurations</b> | IEEE 802.11ac MCS0/Nss1 VHT80 CH 122 / Chain 1 + Chain 2 + Chain 3 + Chain 4 |
|-----------------------|--|

*Horizontal*

|   | Freq     | Level  | Limit Line | Over Limit | Read Level | CableAntenna Loss | Antenna Factor | Preamp Factor | A/Pos | T/Pos | Remark  | Pol/Phase  |
|---|----------|--------|------------|------------|------------|-------------------|----------------|---------------|-------|-------|---------|------------|
|   | MHz      | dBuV/m | dBuV/m     | dB         | dBuV       | dB                | dB/m           | dB            | cm    | deg   |         |            |
| 1 | 11219.53 | 47.93  | 54.00      | -6.07      | 29.80      | 11.84             | 40.12          | 33.83         | 136   | 93    | Average | HORIZONTAL |
| 2 | 11220.82 | 61.05  | 74.00      | -12.95     | 42.92      | 11.84             | 40.12          | 33.83         | 136   | 93    | Peak    | HORIZONTAL |

*Vertical*

|   | Freq     | Level  | Limit Line | Over Limit | Read Level | CableAntenna Loss | Antenna Factor | Preamp Factor | A/Pos | T/Pos | Remark  | Pol/Phase |
|---|----------|--------|------------|------------|------------|-------------------|----------------|---------------|-------|-------|---------|-----------|
|   | MHz      | dBuV/m | dBuV/m     | dB         | dBuV       | dB                | dB/m           | dB            | cm    | deg   |         |           |
| 1 | 11220.00 | 60.82  | 74.00      | -13.18     | 42.69      | 11.84             | 40.12          | 33.83         | 178   | 154   | Peak    | VERTICAL  |
| 2 | 11220.92 | 48.00  | 54.00      | -6.00      | 29.87      | 11.84             | 40.12          | 33.83         | 178   | 154   | Average | VERTICAL  |



Straddle Channel

|                |   |
|----------------|---|
| Configurations | IEEE 802.11a CH 144 / Chain 1 + Chain 2 + Chain 3 + Chain 4 |
|----------------|---|

Horizontal

|   | Freq     | Level  | Limit Line | Over Limit | Read Level | CableAntenna Loss | Antenna Factor | Preamp Factor | A/Pos | T/Pos | Remark  | Pol/Phase  |
|---|----------|--------|------------|------------|------------|-------------------|----------------|---------------|-------|-------|---------|------------|
|   | MHz      | dBuV/m | dBuV/m     | dB         | dBuV       | dB                | dB/m           | dB            | cm    | deg   |         |            |
| 1 | 11440.08 | 60.92  | 74.00      | -13.08     | 42.79      | 11.93             | 40.03          | 33.83         | 239   | 222   | Peak    | HORIZONTAL |
| 2 | 11441.00 | 48.45  | 54.00      | -5.55      | 30.32      | 11.93             | 40.03          | 33.83         | 239   | 222   | Average | HORIZONTAL |

Vertical

|   | Freq     | Level  | Limit Line | Over Limit | Read Level | CableAntenna Loss | Antenna Factor | Preamp Factor | A/Pos | T/Pos | Remark  | Pol/Phase |
|---|----------|--------|------------|------------|------------|-------------------|----------------|---------------|-------|-------|---------|-----------|
|   | MHz      | dBuV/m | dBuV/m     | dB         | dBuV       | dB                | dB/m           | dB            | cm    | deg   |         |           |
| 1 | 11437.24 | 61.31  | 74.00      | -12.69     | 43.18      | 11.93             | 40.03          | 33.83         | 215   | 322   | Peak    | VERTICAL  |
| 2 | 11437.68 | 48.54  | 54.00      | -5.46      | 30.41      | 11.93             | 40.03          | 33.83         | 215   | 322   | Average | VERTICAL  |



|                       |  |
|-----------------------|--|
| <b>Configurations</b> | IEEE 802.11ac MCS0/Nss1 VHT20 CH 144 / Chain 1 + Chain 2 + Chain 3 + Chain 4 |
|-----------------------|--|

*Horizontal*

|   | Freq     | Level  | Limit Line | Over Limit | Read Level | CableAntenna Loss | Antenna Factor | Preamp Factor | A/Pos | T/Pos | Remark  | Pol/Phase  |
|---|----------|--------|------------|------------|------------|-------------------|----------------|---------------|-------|-------|---------|------------|
|   | MHz      | dBuV/m | dBuV/m     | dB         | dBuV       | dB                | dB/m           | dB            | cm    | deg   |         |            |
| 1 | 11440.03 | 47.87  | 54.00      | -6.13      | 29.74      | 11.93             | 40.03          | 33.83         | 152   | 105   | Average | HORIZONTAL |
| 2 | 11440.48 | 60.79  | 74.00      | -13.21     | 42.66      | 11.93             | 40.03          | 33.83         | 152   | 105   | Peak    | HORIZONTAL |

*Vertical*

|   | Freq     | Level  | Limit Line | Over Limit | Read Level | CableAntenna Loss | Antenna Factor | Preamp Factor | A/Pos | T/Pos | Remark  | Pol/Phase |
|---|----------|--------|------------|------------|------------|-------------------|----------------|---------------|-------|-------|---------|-----------|
|   | MHz      | dBuV/m | dBuV/m     | dB         | dBuV       | dB                | dB/m           | dB            | cm    | deg   |         |           |
| 1 | 11440.05 | 48.14  | 54.00      | -5.86      | 30.01      | 11.93             | 40.03          | 33.83         | 203   | 30    | Average | VERTICAL  |
| 2 | 11440.40 | 61.12  | 74.00      | -12.88     | 42.99      | 11.93             | 40.03          | 33.83         | 203   | 30    | Peak    | VERTICAL  |



|                       |  |
|-----------------------|--|
| <b>Configurations</b> | IEEE 802.11ac MCS0/Nss1 VHT40 CH 142 / Chain 1 + Chain 2 + Chain 3 + Chain 4 |
|-----------------------|--|

*Horizontal*

|   | Freq     | Level  | Limit Line | Over Limit | Read Level | CableAntenna Loss | Antenna Factor | Preamp Factor | A/Pos | T/Pos | Remark  | Pol/Phase  |
|---|----------|--------|------------|------------|------------|-------------------|----------------|---------------|-------|-------|---------|------------|
|   | MHz      | dBuV/m | dBuV/m     | dB         | dBuV       | dB                | dB/m           | dB            | cm    | deg   |         |            |
| 1 | 11420.26 | 47.88  | 54.00      | -6.12      | 29.76      | 11.92             | 40.03          | 33.83         | 195   | 147   | Average | HORIZONTAL |
| 2 | 11420.77 | 60.97  | 74.00      | -13.03     | 42.85      | 11.92             | 40.03          | 33.83         | 195   | 147   | Peak    | HORIZONTAL |

*Vertical*

|   | Freq     | Level  | Limit Line | Over Limit | Read Level | CableAntenna Loss | Antenna Factor | Preamp Factor | A/Pos | T/Pos | Remark  | Pol/Phase |
|---|----------|--------|------------|------------|------------|-------------------|----------------|---------------|-------|-------|---------|-----------|
|   | MHz      | dBuV/m | dBuV/m     | dB         | dBuV       | dB                | dB/m           | dB            | cm    | deg   |         |           |
| 1 | 11420.78 | 61.00  | 74.00      | -13.00     | 42.88      | 11.92             | 40.03          | 33.83         | 205   | 194   | Peak    | VERTICAL  |
| 2 | 11420.84 | 47.82  | 54.00      | -6.18      | 29.70      | 11.92             | 40.03          | 33.83         | 205   | 194   | Average | VERTICAL  |



|                       |  |
|-----------------------|--|
| <b>Configurations</b> | IEEE 802.11ac MCS0/Nss1 VHT80 CH 138 / Chain 1 + Chain 2 + Chain 3 + Chain 4 |
|-----------------------|--|

Horizontal

|   | Freq     | Level  | Limit Line | Over Limit | Read Level | CableAntenna Loss | Antenna Factor | Preamp Factor | A/Pos | T/Pos | Remark  | Pol/Phase  |
|---|----------|--------|------------|------------|------------|-------------------|----------------|---------------|-------|-------|---------|------------|
|   | MHz      | dBuV/m | dBuV/m     | dB         | dBuV       | dB                | dB/m           | dB            | cm    | deg   |         |            |
| 1 | 11379.67 | 60.58  | 74.00      | -13.42     | 42.45      | 11.91             | 40.05          | 33.83         | 200   | 146   | Peak    | HORIZONTAL |
| 2 | 11379.99 | 47.22  | 54.00      | -6.78      | 29.09      | 11.91             | 40.05          | 33.83         | 200   | 146   | Average | HORIZONTAL |

Vertical

|   | Freq     | Level  | Limit Line | Over Limit | Read Level | CableAntenna Loss | Antenna Factor | Preamp Factor | A/Pos | T/Pos | Remark  | Pol/Phase |
|---|----------|--------|------------|------------|------------|-------------------|----------------|---------------|-------|-------|---------|-----------|
|   | MHz      | dBuV/m | dBuV/m     | dB         | dBuV       | dB                | dB/m           | dB            | cm    | deg   |         |           |
| 1 | 11379.64 | 60.44  | 74.00      | -13.56     | 42.31      | 11.91             | 40.05          | 33.83         | 159   | 124   | Peak    | VERTICAL  |
| 2 | 11379.87 | 47.35  | 54.00      | -6.65      | 29.22      | 11.91             | 40.05          | 33.83         | 159   | 124   | Average | VERTICAL  |



<For Beamforming Mode>

Dipole Antenna

|                       |   |
|-----------------------|---|
| <b>Configurations</b> | IEEE 802.11ac MCS0/Nss1 VHT20 CH 52 / Chain 1 + Chain 2 + Chain 3 + Chain 4 |
|-----------------------|---|

**Horizontal**

|   | Freq     | Level  | Limit  | Over   | Read  | CableAntenna | Preamp | A/Pos | T/Pos | Remark | Pol/Phase |            |
|---|----------|--------|--------|--------|-------|--------------|--------|-------|-------|--------|-----------|------------|
|   | MHz      | dBuV/m | dBuV/m | dB     | dBuV  | dB           | dB/m   | dB    | cm    | deg    |           |            |
| 1 | 15779.36 | 60.90  | 74.00  | -13.10 | 44.60 | 13.39        | 38.17  | 35.26 | 228   | 181    | Peak      | HORIZONTAL |
| 2 | 15781.88 | 48.50  | 54.00  | -5.50  | 32.28 | 13.39        | 38.12  | 35.29 | 228   | 181    | Average   | HORIZONTAL |

**Vertical**

|   | Freq     | Level  | Limit  | Over   | Read  | CableAntenna | Preamp | A/Pos | T/Pos | Remark | Pol/Phase |          |
|---|----------|--------|--------|--------|-------|--------------|--------|-------|-------|--------|-----------|----------|
|   | MHz      | dBuV/m | dBuV/m | dB     | dBuV  | dB           | dB/m   | dB    | cm    | deg    |           |          |
| 1 | 15785.80 | 47.98  | 54.00  | -6.02  | 31.76 | 13.39        | 38.12  | 35.29 | 171   | 323    | Average   | VERTICAL |
| 2 | 15789.64 | 60.67  | 74.00  | -13.33 | 44.45 | 13.39        | 38.12  | 35.29 | 171   | 323    | Peak      | VERTICAL |



|                       |   |
|-----------------------|---|
| <b>Configurations</b> | IEEE 802.11ac MCS0/Nss1 VHT20 CH 60 / Chain 1 + Chain 2 + Chain 3 + Chain 4 |
|-----------------------|---|

*Horizontal*

|   | Freq     | Level  | Limit Line | Over Limit | Read Level | CableAntenna Loss | Antenna Factor | Preamp Factor | A/Pos | T/Pos | Remark  | Pol/Phase  |
|---|----------|--------|------------|------------|------------|-------------------|----------------|---------------|-------|-------|---------|------------|
|   | MHz      | dBuV/m | dBuV/m     | dB         | dBuV       | dB                | dB/m           | dB            | cm    | deg   |         |            |
| 1 | 15892.48 | 47.73  | 54.00      | -6.27      | 31.67      | 13.39             | 38.01          | 35.34         | 196   | 125   | Average | HORIZONTAL |
| 2 | 15906.08 | 60.21  | 74.00      | -13.79     | 44.15      | 13.39             | 38.01          | 35.34         | 196   | 126   | Peak    | HORIZONTAL |

*Vertical*

|   | Freq     | Level  | Limit Line | Over Limit | Read Level | CableAntenna Loss | Antenna Factor | Preamp Factor | A/Pos | T/Pos | Remark  | Pol/Phase |
|---|----------|--------|------------|------------|------------|-------------------|----------------|---------------|-------|-------|---------|-----------|
|   | MHz      | dBuV/m | dBuV/m     | dB         | dBuV       | dB                | dB/m           | dB            | cm    | deg   |         |           |
| 1 | 15891.36 | 47.70  | 54.00      | -6.30      | 31.64      | 13.39             | 38.01          | 35.34         | 131   | 327   | Average | VERTICAL  |
| 2 | 15894.52 | 60.37  | 74.00      | -13.63     | 44.31      | 13.39             | 38.01          | 35.34         | 131   | 327   | Peak    | VERTICAL  |





|                       |   |
|-----------------------|---|
| <b>Configurations</b> | IEEE 802.11ac MCS0/Nss1 VHT20 CH 64 / Chain 1 + Chain 2 + Chain 3 + Chain 4 |
|-----------------------|---|

*Horizontal*

|   | Freq     | Level  | Limit Line | Over Limit | Read Level | CableAntenna Loss | Antenna Factor | Preamp Factor | A/Pos | T/Pos | Remark  | Pol/Phase  |
|---|----------|--------|------------|------------|------------|-------------------|----------------|---------------|-------|-------|---------|------------|
|   | MHz      | dBuV/m | dBuV/m     | dB         | dBuV       | dB                | dB/m           | dB            | cm    | deg   |         |            |
| 1 | 10630.48 | 55.22  | 74.00      | -18.78     | 40.51      | 10.60             | 38.95          | 34.84         | 272   | 56    | Peak    | HORIZONTAL |
| 2 | 10640.08 | 42.57  | 54.00      | -11.43     | 27.86      | 10.60             | 38.95          | 34.84         | 272   | 56    | Average | HORIZONTAL |

*Vertical*

|   | Freq     | Level  | Limit Line | Over Limit | Read Level | CableAntenna Loss | Antenna Factor | Preamp Factor | A/Pos | T/Pos | Remark  | Pol/Phase |
|---|----------|--------|------------|------------|------------|-------------------|----------------|---------------|-------|-------|---------|-----------|
|   | MHz      | dBuV/m | dBuV/m     | dB         | dBuV       | dB                | dB/m           | dB            | cm    | deg   |         |           |
| 1 | 10639.16 | 42.18  | 54.00      | -11.82     | 27.47      | 10.60             | 38.95          | 34.84         | 244   | 21    | Average | VERTICAL  |
| 2 | 10641.68 | 55.49  | 74.00      | -18.51     | 40.78      | 10.60             | 38.95          | 34.84         | 244   | 21    | Peak    | VERTICAL  |



|                       |  |
|-----------------------|--|
| <b>Configurations</b> | IEEE 802.11ac MCS0/Nss1 VHT20 CH 100 / Chain 1 + Chain 2 + Chain 3 + Chain 4 |
|-----------------------|--|

*Horizontal*

|   | Freq     | Level  | Limit Line | Over Limit | Read Level | CableAntenna Loss | Antenna Factor | Preamp Factor | A/Pos | T/Pos | Remark  | Pol/Phase  |
|---|----------|--------|------------|------------|------------|-------------------|----------------|---------------|-------|-------|---------|------------|
|   | MHz      | dBuV/m | dBuV/m     | dB         | dBuV       | dB                | dB/m           | dB            | cm    | deg   |         |            |
| 1 | 11001.56 | 45.45  | 54.00      | -8.55      | 30.36      | 10.66             | 39.10          | 34.67         | 231   | 228   | Average | HORIZONTAL |
| 2 | 11003.80 | 56.73  | 74.00      | -17.27     | 41.64      | 10.66             | 39.10          | 34.67         | 231   | 228   | Peak    | HORIZONTAL |

*Vertical*

|   | Freq     | Level  | Limit Line | Over Limit | Read Level | CableAntenna Loss | Antenna Factor | Preamp Factor | A/Pos | T/Pos | Remark  | Pol/Phase |
|---|----------|--------|------------|------------|------------|-------------------|----------------|---------------|-------|-------|---------|-----------|
|   | MHz      | dBuV/m | dBuV/m     | dB         | dBuV       | dB                | dB/m           | dB            | cm    | deg   |         |           |
| 1 | 10995.28 | 43.21  | 54.00      | -10.79     | 28.14      | 10.66             | 39.09          | 34.68         | 148   | 251   | Average | VERTICAL  |
| 2 | 11006.12 | 55.42  | 74.00      | -18.58     | 40.33      | 10.66             | 39.10          | 34.67         | 148   | 251   | Peak    | VERTICAL  |



|                       |  |
|-----------------------|--|
| <b>Configurations</b> | IEEE 802.11ac MCS0/Nss1 VHT20 CH 116 / Chain 1 + Chain 2 + Chain 3 + Chain 4 |
|-----------------------|--|

*Horizontal*

|   | Freq     | Level  | Limit Line | Over Limit | Read Level | CableAntenna Loss | Antenna Factor | Preamp Factor | A/Pos | T/Pos | Remark  | Pol/Phase  |
|---|----------|--------|------------|------------|------------|-------------------|----------------|---------------|-------|-------|---------|------------|
|   | MHz      | dBuV/m | dBuV/m     | dB         | dBuV       | dB                | dB/m           | dB            | cm    | deg   |         |            |
| 1 | 11150.36 | 56.89  | 74.00      | -17.11     | 41.63      | 10.69             | 39.26          | 34.69         | 177   | 315   | Peak    | HORIZONTAL |
| 2 | 11159.84 | 44.69  | 54.00      | -9.31      | 29.40      | 10.69             | 39.30          | 34.70         | 177   | 315   | Average | HORIZONTAL |

*Vertical*

|   | Freq     | Level  | Limit Line | Over Limit | Read Level | CableAntenna Loss | Antenna Factor | Preamp Factor | A/Pos | T/Pos | Remark  | Pol/Phase |
|---|----------|--------|------------|------------|------------|-------------------|----------------|---------------|-------|-------|---------|-----------|
|   | MHz      | dBuV/m | dBuV/m     | dB         | dBuV       | dB                | dB/m           | dB            | cm    | deg   |         |           |
| 1 | 11153.72 | 56.92  | 74.00      | -17.08     | 41.66      | 10.69             | 39.26          | 34.69         | 243   | 12    | Peak    | VERTICAL  |
| 2 | 11159.72 | 43.62  | 54.00      | -10.38     | 28.33      | 10.69             | 39.30          | 34.70         | 243   | 12    | Average | VERTICAL  |



|                       |  |
|-----------------------|--|
| <b>Configurations</b> | IEEE 802.11ac MCS0/Nss1 VHT20 CH 140 / Chain 1 + Chain 2 + Chain 3 + Chain 4 |
|-----------------------|--|

*Horizontal*

|   | Freq     | Level  | Limit Line | Over Limit | Read Level | CableAntenna Loss | Antenna Factor | Preamp Factor | A/Pos | T/Pos | Remark  | Pol/Phase  |
|---|----------|--------|------------|------------|------------|-------------------|----------------|---------------|-------|-------|---------|------------|
|   | MHz      | dBuV/m | dBuV/m     | dB         | dBuV       | dB                | dB/m           | dB            | cm    | deg   |         |            |
| 1 | 11407.00 | 43.46  | 54.00      | -10.54     | 27.88      | 10.73             | 39.58          | 34.73         | 142   | 274   | Average | HORIZONTAL |
| 2 | 11409.84 | 56.16  | 74.00      | -17.84     | 40.58      | 10.73             | 39.58          | 34.73         | 142   | 274   | Peak    | HORIZONTAL |

*Vertical*

|   | Freq     | Level  | Limit Line | Over Limit | Read Level | CableAntenna Loss | Antenna Factor | Preamp Factor | A/Pos | T/Pos | Remark  | Pol/Phase |
|---|----------|--------|------------|------------|------------|-------------------|----------------|---------------|-------|-------|---------|-----------|
|   | MHz      | dBuV/m | dBuV/m     | dB         | dBuV       | dB                | dB/m           | dB            | cm    | deg   |         |           |
| 1 | 11399.40 | 43.62  | 54.00      | -10.38     | 28.04      | 10.73             | 39.58          | 34.73         | 206   | 104   | Average | VERTICAL  |
| 2 | 11407.08 | 56.83  | 74.00      | -17.17     | 41.25      | 10.73             | 39.58          | 34.73         | 206   | 104   | Peak    | VERTICAL  |



|                       |   |
|-----------------------|---|
| <b>Configurations</b> | IEEE 802.11ac MCS0/Nss1 VHT40 CH 54 / Chain 1 + Chain 2 + Chain 3 + Chain 4 |
|-----------------------|---|

**Horizontal**

|   | Freq     | Level  | Limit  | Over   | Read  | CableAntenna | Preamp | A/Pos | T/Pos | Remark | Pol/Phase |            |
|---|----------|--------|--------|--------|-------|--------------|--------|-------|-------|--------|-----------|------------|
|   | MHz      | dBuV/m | dBuV/m | dB     | dBuV  | dB           | dB/m   | dB    | cm    | deg    |           |            |
| 1 | 15796.80 | 47.63  | 54.00  | -6.37  | 31.41 | 13.39        | 38.12  | 35.29 | 135   | 112    | Average   | HORIZONTAL |
| 2 | 15822.00 | 60.20  | 74.00  | -13.80 | 43.98 | 13.39        | 38.12  | 35.29 | 135   | 112    | Peak      | HORIZONTAL |

**Vertical**

|   | Freq     | Level  | Limit  | Over   | Read  | CableAntenna | Preamp | A/Pos | T/Pos | Remark | Pol/Phase |          |
|---|----------|--------|--------|--------|-------|--------------|--------|-------|-------|--------|-----------|----------|
|   | MHz      | dBuV/m | dBuV/m | dB     | dBuV  | dB           | dB/m   | dB    | cm    | deg    |           |          |
| 1 | 15827.68 | 60.37  | 74.00  | -13.63 | 44.23 | 13.39        | 38.06  | 35.31 | 190   | 273    | Peak      | VERTICAL |
| 2 | 15829.76 | 47.74  | 54.00  | -6.26  | 31.60 | 13.39        | 38.06  | 35.31 | 190   | 273    | Average   | VERTICAL |



|                       |   |
|-----------------------|---|
| <b>Configurations</b> | IEEE 802.11ac MCS0/Nss1 VHT40 CH 62 / Chain 1 + Chain 2 + Chain 3 + Chain 4 |
|-----------------------|---|

*Horizontal*

|   | Freq     | Level  | Limit Line | Over Limit | Read Level | CableAntenna Loss | Antenna Factor | Preamp Factor | A/Pos | T/Pos | Remark  | Pol/Phase  |
|---|----------|--------|------------|------------|------------|-------------------|----------------|---------------|-------|-------|---------|------------|
|   | MHz      | dBuV/m | dBuV/m     | dB         | dBuV       | dB                | dB/m           | dB            | cm    | deg   |         |            |
| 1 | 15920.48 | 47.66  | 54.00      | -6.34      | 31.68      | 13.39             | 37.95          | 35.36         | 220   | 30    | Average | HORIZONTAL |
| 2 | 15926.08 | 60.03  | 74.00      | -13.97     | 44.05      | 13.39             | 37.95          | 35.36         | 220   | 30    | Peak    | HORIZONTAL |

*Vertical*

|   | Freq     | Level  | Limit Line | Over Limit | Read Level | CableAntenna Loss | Antenna Factor | Preamp Factor | A/Pos | T/Pos | Remark  | Pol/Phase |
|---|----------|--------|------------|------------|------------|-------------------|----------------|---------------|-------|-------|---------|-----------|
|   | MHz      | dBuV/m | dBuV/m     | dB         | dBuV       | dB                | dB/m           | dB            | cm    | deg   |         |           |
| 1 | 15912.16 | 47.90  | 54.00      | -6.10      | 31.84      | 13.39             | 38.01          | 35.34         | 186   | 242   | Average | VERTICAL  |
| 2 | 15918.16 | 60.77  | 74.00      | -13.23     | 44.71      | 13.39             | 38.01          | 35.34         | 186   | 242   | Peak    | VERTICAL  |



|                       |  |
|-----------------------|--|
| <b>Configurations</b> | IEEE 802.11ac MCS0/Nss1 VHT40 CH 102 / Chain 1 + Chain 2 + Chain 3 + Chain 4 |
|-----------------------|--|

*Horizontal*

|   | Freq     | Level  | Limit Line | Over Limit | Read Level | CableAntenna Loss | Antenna Factor | Preamp Factor | A/Pos | T/Pos | Remark  | Pol/Phase  |
|---|----------|--------|------------|------------|------------|-------------------|----------------|---------------|-------|-------|---------|------------|
|   | MHz      | dBuV/m | dBuV/m     | dB         | dBuV       | dB                | dB/m           | dB            | cm    | deg   |         |            |
| 1 | 11020.08 | 58.26  | 74.00      | -15.74     | 43.17      | 10.66             | 39.10          | 34.67         | 228   | 38    | Peak    | HORIZONTAL |
| 2 | 11020.32 | 45.27  | 54.00      | -8.73      | 30.18      | 10.66             | 39.10          | 34.67         | 228   | 38    | Average | HORIZONTAL |

*Vertical*

|   | Freq     | Level  | Limit Line | Over Limit | Read Level | CableAntenna Loss | Antenna Factor | Preamp Factor | A/Pos | T/Pos | Remark  | Pol/Phase |
|---|----------|--------|------------|------------|------------|-------------------|----------------|---------------|-------|-------|---------|-----------|
|   | MHz      | dBuV/m | dBuV/m     | dB         | dBuV       | dB                | dB/m           | dB            | cm    | deg   |         |           |
| 1 | 11007.68 | 43.38  | 54.00      | -10.62     | 28.29      | 10.66             | 39.10          | 34.67         | 176   | 320   | Average | VERTICAL  |
| 2 | 11030.48 | 56.18  | 74.00      | -17.82     | 41.05      | 10.67             | 39.14          | 34.68         | 176   | 320   | Peak    | VERTICAL  |



|                       |  |
|-----------------------|--|
| <b>Configurations</b> | IEEE 802.11ac MCS0/Nss1 VHT40 CH 110 / Chain 1 + Chain 2 + Chain 3 + Chain 4 |
|-----------------------|--|

*Horizontal*

|   | Freq     | Level  | Limit Line | Over Limit | Read Level | CableAntenna Loss | Antenna Factor | Preamp Factor | A/Pos | T/Pos | Remark  | Pol/Phase  |
|---|----------|--------|------------|------------|------------|-------------------|----------------|---------------|-------|-------|---------|------------|
|   | MHz      | dBuV/m | dBuV/m     | dB         | dBuV       | dB                | dB/m           | dB            | cm    | deg   |         |            |
| 1 | 11099.92 | 59.77  | 74.00      | -14.23     | 44.56      | 10.68             | 39.22          | 34.69         | 240   | 38    | Peak    | HORIZONTAL |
| 2 | 11100.56 | 45.06  | 54.00      | -8.94      | 29.85      | 10.68             | 39.22          | 34.69         | 240   | 38    | Average | HORIZONTAL |

*Vertical*

|   | Freq     | Level  | Limit Line | Over Limit | Read Level | CableAntenna Loss | Antenna Factor | Preamp Factor | A/Pos | T/Pos | Remark  | Pol/Phase |
|---|----------|--------|------------|------------|------------|-------------------|----------------|---------------|-------|-------|---------|-----------|
|   | MHz      | dBuV/m | dBuV/m     | dB         | dBuV       | dB                | dB/m           | dB            | cm    | deg   |         |           |
| 1 | 11086.24 | 43.53  | 54.00      | -10.47     | 28.36      | 10.67             | 39.18          | 34.68         | 247   | 254   | Average | VERTICAL  |
| 2 | 11106.88 | 56.20  | 74.00      | -17.80     | 40.99      | 10.68             | 39.22          | 34.69         | 247   | 254   | Peak    | VERTICAL  |





|                       |  |
|-----------------------|--|
| <b>Configurations</b> | IEEE 802.11ac MCS0/Nss1 VHT40 CH 134 / Chain 1 + Chain 2 + Chain 3 + Chain 4 |
|-----------------------|--|

*Horizontal*

|   | Freq     | Level  | Limit Line | Over Limit | Read Level | CableAntenna Loss | Antenna Factor | Preamp Factor | A/Pos | T/Pos | Remark  | Pol/Phase  |
|---|----------|--------|------------|------------|------------|-------------------|----------------|---------------|-------|-------|---------|------------|
|   | MHz      | dBuV/m | dBuV/m     | dB         | dBuV       | dB                | dB/m           | dB            | cm    | deg   |         |            |
| 1 | 11324.96 | 43.82  | 54.00      | -10.18     | 28.32      | 10.72             | 39.50          | 34.72         | 194   | 309   | Average | HORIZONTAL |
| 2 | 11332.64 | 56.24  | 74.00      | -17.76     | 40.74      | 10.72             | 39.50          | 34.72         | 194   | 309   | Peak    | HORIZONTAL |

*Vertical*

|   | Freq     | Level  | Limit Line | Over Limit | Read Level | CableAntenna Loss | Antenna Factor | Preamp Factor | A/Pos | T/Pos | Remark  | Pol/Phase |
|---|----------|--------|------------|------------|------------|-------------------|----------------|---------------|-------|-------|---------|-----------|
|   | MHz      | dBuV/m | dBuV/m     | dB         | dBuV       | dB                | dB/m           | dB            | cm    | deg   |         |           |
| 1 | 11343.20 | 43.38  | 54.00      | -10.62     | 27.88      | 10.72             | 39.50          | 34.72         | 268   | 106   | Average | VERTICAL  |
| 2 | 11343.60 | 56.12  | 74.00      | -17.88     | 40.62      | 10.72             | 39.50          | 34.72         | 268   | 106   | Peak    | VERTICAL  |



|                       |   |
|-----------------------|---|
| <b>Configurations</b> | IEEE 802.11ac MCS0/Nss1 VHT80 CH 58 / Chain 1 + Chain 2 + Chain 3 + Chain 4 |
|-----------------------|---|

*Horizontal*

|   | Freq     | Level  | Limit Line | Over Limit | Read Level | CableAntenna Loss | Antenna Factor | Preamp Factor | A/Pos | T/Pos | Remark  | Pol/Phase  |
|---|----------|--------|------------|------------|------------|-------------------|----------------|---------------|-------|-------|---------|------------|
|   | MHz      | dBuV/m | dBuV/m     | dB         | dBuV       | dB                | dB/m           | dB            | cm    | deg   |         |            |
| 1 | 15866.00 | 46.61  | 54.00      | -7.39      | 30.47      | 13.39             | 38.06          | 35.31         | 204   | 135   | Average | HORIZONTAL |
| 2 | 15878.24 | 55.45  | 74.00      | -18.55     | 39.39      | 13.39             | 38.01          | 35.34         | 204   | 135   | Peak    | HORIZONTAL |

*Vertical*

|   | Freq     | Level  | Limit Line | Over Limit | Read Level | CableAntenna Loss | Antenna Factor | Preamp Factor | A/Pos | T/Pos | Remark  | Pol/Phase |
|---|----------|--------|------------|------------|------------|-------------------|----------------|---------------|-------|-------|---------|-----------|
|   | MHz      | dBuV/m | dBuV/m     | dB         | dBuV       | dB                | dB/m           | dB            | cm    | deg   |         |           |
| 1 | 15863.48 | 55.02  | 74.00      | -18.98     | 38.88      | 13.39             | 38.06          | 35.31         | 267   | 44    | Peak    | VERTICAL  |
| 2 | 15865.96 | 46.24  | 54.00      | -7.76      | 30.10      | 13.39             | 38.06          | 35.31         | 267   | 44    | Average | VERTICAL  |



|                       |  |
|-----------------------|--|
| <b>Configurations</b> | IEEE 802.11ac MCS0/Nss1 VHT80 CH 106 / Chain 1 + Chain 2 + Chain 3 + Chain 4 |
|-----------------------|--|

*Horizontal*

|   | Freq     | Level  | Limit Line | Over Limit | Read Level | CableAntenna Loss | Antenna Factor | Preamp Factor | A/Pos | T/Pos | Remark  | Pol/Phase  |
|---|----------|--------|------------|------------|------------|-------------------|----------------|---------------|-------|-------|---------|------------|
|   | MHz      | dBuV/m | dBuV/m     | dB         | dBuV       | dB                | dB/m           | dB            | cm    | deg   |         |            |
| 1 | 11057.72 | 56.10  | 74.00      | -17.90     | 40.97      | 10.67             | 39.14          | 34.68         | 165   | 294   | Peak    | HORIZONTAL |
| 2 | 11058.88 | 43.45  | 54.00      | -10.55     | 28.32      | 10.67             | 39.14          | 34.68         | 165   | 294   | Average | HORIZONTAL |

*Vertical*

|   | Freq     | Level  | Limit Line | Over Limit | Read Level | CableAntenna Loss | Antenna Factor | Preamp Factor | A/Pos | T/Pos | Remark  | Pol/Phase |
|---|----------|--------|------------|------------|------------|-------------------|----------------|---------------|-------|-------|---------|-----------|
|   | MHz      | dBuV/m | dBuV/m     | dB         | dBuV       | dB                | dB/m           | dB            | cm    | deg   |         |           |
| 1 | 11062.40 | 43.20  | 54.00      | -10.80     | 28.03      | 10.67             | 39.18          | 34.68         | 221   | 74    | Average | VERTICAL  |
| 2 | 11062.92 | 56.31  | 74.00      | -17.69     | 41.14      | 10.67             | 39.18          | 34.68         | 221   | 74    | Peak    | VERTICAL  |



|                       |  |
|-----------------------|--|
| <b>Configurations</b> | IEEE 802.11ac MCS0/Nss1 VHT80 CH 122 / Chain 1 + Chain 2 + Chain 3 + Chain 4 |
|-----------------------|--|

**Horizontal**

|   | Freq     | Level  | Limit Line | Over Limit | Read Level | CableAntenna Loss | Antenna Factor | Preamp Factor | A/Pos | T/Pos | Remark  | Pol/Phase  |
|---|----------|--------|------------|------------|------------|-------------------|----------------|---------------|-------|-------|---------|------------|
|   | MHz      | dBuV/m | dBuV/m     | dB         | dBuV       | dB                | dB/m           | dB            | cm    | deg   |         |            |
| 1 | 11217.28 | 55.57  | 74.00      | -18.43     | 40.23      | 10.70             | 39.34          | 34.70         | 135   | 283   | Peak    | HORIZONTAL |
| 2 | 11217.64 | 43.05  | 54.00      | -10.95     | 27.71      | 10.70             | 39.34          | 34.70         | 135   | 283   | Average | HORIZONTAL |

**Vertical**

|   | Freq     | Level  | Limit Line | Over Limit | Read Level | CableAntenna Loss | Antenna Factor | Preamp Factor | A/Pos | T/Pos | Remark  | Pol/Phase |
|---|----------|--------|------------|------------|------------|-------------------|----------------|---------------|-------|-------|---------|-----------|
|   | MHz      | dBuV/m | dBuV/m     | dB         | dBuV       | dB                | dB/m           | dB            | cm    | deg   |         |           |
| 1 | 11218.76 | 42.82  | 54.00      | -11.18     | 27.48      | 10.70             | 39.34          | 34.70         | 209   | 61    | Average | VERTICAL  |
| 2 | 11225.24 | 56.05  | 74.00      | -17.95     | 40.68      | 10.70             | 39.38          | 34.71         | 209   | 61    | Peak    | VERTICAL  |



Straddle Channel

|                       |  |
|-----------------------|--|
| <b>Configurations</b> | IEEE 802.11ac MCS0/Nss1 VHT20 CH 144 / Chain 1 + Chain 2 + Chain 3 + Chain 4 |
|-----------------------|--|

Horizontal

|   | Freq     | Level  | Limit Line | Over Limit | Read Level | CableAntenna Loss | Antenna Factor | Preamp Factor | A/Pos | T/Pos | Remark  | Pol/Phase  |
|---|----------|--------|------------|------------|------------|-------------------|----------------|---------------|-------|-------|---------|------------|
|   | MHz      | dBuV/m | dBuV/m     | dB         | dBuV       | dB                | dB/m           | dB            | cm    | deg   |         |            |
| 1 | 11432.76 | 43.65  | 54.00      | -10.35     | 28.03      | 10.74             | 39.62          | 34.74         | 102   | 72    | Average | HORIZONTAL |
| 2 | 11441.12 | 56.31  | 74.00      | -17.69     | 40.69      | 10.74             | 39.62          | 34.74         | 102   | 72    | Peak    | HORIZONTAL |

Vertical

|   | Freq     | Level  | Limit Line | Over Limit | Read Level | CableAntenna Loss | Antenna Factor | Preamp Factor | A/Pos | T/Pos | Remark  | Pol/Phase |
|---|----------|--------|------------|------------|------------|-------------------|----------------|---------------|-------|-------|---------|-----------|
|   | MHz      | dBuV/m | dBuV/m     | dB         | dBuV       | dB                | dB/m           | dB            | cm    | deg   |         |           |
| 1 | 11437.24 | 56.59  | 74.00      | -17.41     | 40.97      | 10.74             | 39.62          | 34.74         | 172   | 339   | Peak    | VERTICAL  |
| 2 | 11439.72 | 43.64  | 54.00      | -10.36     | 28.02      | 10.74             | 39.62          | 34.74         | 172   | 339   | Average | VERTICAL  |



|                       |  |
|-----------------------|--|
| <b>Configurations</b> | IEEE 802.11ac MCS0/Nss1 VHT40 CH 142 / Chain 1 + Chain 2 + Chain 3 + Chain 4 |
|-----------------------|--|

*Horizontal*

|   | Freq     | Level  | Limit Line | Over Limit | Read Level | CableAntenna Loss | Antenna Factor | Preamp Factor | A/Pos | T/Pos | Remark  | Pol/Phase  |
|---|----------|--------|------------|------------|------------|-------------------|----------------|---------------|-------|-------|---------|------------|
|   | MHz      | dBuV/m | dBuV/m     | dB         | dBuV       | dB                | dB/m           | dB            | cm    | deg   |         |            |
| 1 | 11416.08 | 56.08  | 74.00      | -17.92     | 40.50      | 10.73             | 39.58          | 34.73         | 166   | 61    | Peak    | HORIZONTAL |
| 2 | 11437.60 | 44.32  | 54.00      | -9.68      | 28.70      | 10.74             | 39.62          | 34.74         | 166   | 61    | Average | HORIZONTAL |

*Vertical*

|   | Freq     | Level  | Limit Line | Over Limit | Read Level | CableAntenna Loss | Antenna Factor | Preamp Factor | A/Pos | T/Pos | Remark  | Pol/Phase |
|---|----------|--------|------------|------------|------------|-------------------|----------------|---------------|-------|-------|---------|-----------|
|   | MHz      | dBuV/m | dBuV/m     | dB         | dBuV       | dB                | dB/m           | dB            | cm    | deg   |         |           |
| 1 | 11427.36 | 44.02  | 54.00      | -9.98      | 28.40      | 10.74             | 39.62          | 34.74         | 180   | 322   | Average | VERTICAL  |
| 2 | 11429.52 | 56.16  | 74.00      | -17.84     | 40.54      | 10.74             | 39.62          | 34.74         | 180   | 322   | Peak    | VERTICAL  |



|                       |  |
|-----------------------|--|
| <b>Configurations</b> | IEEE 802.11ac MCS0/Nss1 VHT80 CH 138 / Chain 1 + Chain 2 + Chain 3 + Chain 4 |
|-----------------------|--|

Horizontal

|   | Freq     | Level  | Limit Line | Over Limit | Read Level | CableAntenna Loss | Antenna Factor | Preamp Factor | A/Pos | T/Pos | Remark  | Pol/Phase  |
|---|----------|--------|------------|------------|------------|-------------------|----------------|---------------|-------|-------|---------|------------|
|   | MHz      | dBuV/m | dBuV/m     | dB         | dBuV       | dB                | dB/m           | dB            | cm    | deg   |         |            |
| 1 | 11377.00 | 56.13  | 74.00      | -17.87     | 40.60      | 10.72             | 39.54          | 34.73         | 237   | 214   | Peak    | HORIZONTAL |
| 2 | 11384.16 | 42.64  | 54.00      | -11.36     | 27.11      | 10.72             | 39.54          | 34.73         | 237   | 214   | Average | HORIZONTAL |

Vertical

|   | Freq     | Level  | Limit Line | Over Limit | Read Level | CableAntenna Loss | Antenna Factor | Preamp Factor | A/Pos | T/Pos | Remark  | Pol/Phase |
|---|----------|--------|------------|------------|------------|-------------------|----------------|---------------|-------|-------|---------|-----------|
|   | MHz      | dBuV/m | dBuV/m     | dB         | dBuV       | dB                | dB/m           | dB            | cm    | deg   |         |           |
| 1 | 11370.48 | 43.14  | 54.00      | -10.86     | 27.61      | 10.72             | 39.54          | 34.73         | 191   | 134   | Average | VERTICAL  |
| 2 | 11385.32 | 56.73  | 74.00      | -17.27     | 41.15      | 10.73             | 39.58          | 34.73         | 191   | 134   | Peak    | VERTICAL  |



Directional Antenna Antenna

|                       |   |
|-----------------------|---|
| <b>Configurations</b> | IEEE 802.11ac MCS0/Nss1 VHT20 CH 52 / Chain 1 + Chain 2 + Chain 3 + Chain 4 |
|-----------------------|---|

Horizontal

|   | Freq     | Level  | Limit Line | Over Limit | Read Level | CableAntenna Loss | Antenna Factor | Preamp Factor | A/Pos | T/Pos | Remark  | Pol/Phase  |
|---|----------|--------|------------|------------|------------|-------------------|----------------|---------------|-------|-------|---------|------------|
|   | MHz      | dBuV/m | dBuV/m     | dB         | dBuV       | dB                | dB/m           | dB            | cm    | deg   |         |            |
| 1 | 15776.92 | 60.12  | 74.00      | -13.88     | 43.82      | 13.39             | 38.17          | 35.26         | 152   | 300   | Peak    | HORIZONTAL |
| 2 | 15778.36 | 47.45  | 54.00      | -6.55      | 31.15      | 13.39             | 38.17          | 35.26         | 152   | 300   | Average | HORIZONTAL |

Vertical

|   | Freq     | Level  | Limit Line | Over Limit | Read Level | CableAntenna Loss | Antenna Factor | Preamp Factor | A/Pos | T/Pos | Remark  | Pol/Phase |
|---|----------|--------|------------|------------|------------|-------------------|----------------|---------------|-------|-------|---------|-----------|
|   | MHz      | dBuV/m | dBuV/m     | dB         | dBuV       | dB                | dB/m           | dB            | cm    | deg   |         |           |
| 1 | 15778.72 | 47.34  | 54.00      | -6.66      | 31.04      | 13.39             | 38.17          | 35.26         | 204   | 50    | Average | VERTICAL  |
| 2 | 15782.00 | 60.72  | 74.00      | -13.28     | 44.50      | 13.39             | 38.12          | 35.29         | 204   | 50    | Peak    | VERTICAL  |





|                       |   |
|-----------------------|---|
| <b>Configurations</b> | IEEE 802.11ac MCS0/Nss1 VHT20 CH 60 / Chain 1 + Chain 2 + Chain 3 + Chain 4 |
|-----------------------|---|

*Horizontal*

|   | Freq     | Level  | Limit Line | Over Limit | Read Level | CableAntenna Loss | Antenna Factor | Preamp Factor | A/Pos | T/Pos | Remark  | Pol/Phase  |
|---|----------|--------|------------|------------|------------|-------------------|----------------|---------------|-------|-------|---------|------------|
|   | MHz      | dBuV/m | dBuV/m     | dB         | dBuV       | dB                | dB/m           | dB            | cm    | deg   |         |            |
| 1 | 10608.80 | 43.89  | 54.00      | -10.11     | 29.22      | 10.59             | 38.94          | 34.86         | 154   | 123   | Average | HORIZONTAL |
| 2 | 10609.96 | 56.27  | 74.00      | -17.73     | 41.60      | 10.59             | 38.94          | 34.86         | 154   | 123   | Peak    | HORIZONTAL |

*Vertical*

|   | Freq     | Level  | Limit Line | Over Limit | Read Level | CableAntenna Loss | Antenna Factor | Preamp Factor | A/Pos | T/Pos | Remark  | Pol/Phase |
|---|----------|--------|------------|------------|------------|-------------------|----------------|---------------|-------|-------|---------|-----------|
|   | MHz      | dBuV/m | dBuV/m     | dB         | dBuV       | dB                | dB/m           | dB            | cm    | deg   |         |           |
| 1 | 10597.88 | 56.66  | 74.00      | -17.34     | 41.99      | 10.59             | 38.94          | 34.86         | 102   | 129   | Peak    | VERTICAL  |
| 2 | 10605.44 | 43.90  | 54.00      | -10.10     | 29.23      | 10.59             | 38.94          | 34.86         | 102   | 129   | Average | VERTICAL  |



|                       |   |
|-----------------------|---|
| <b>Configurations</b> | IEEE 802.11ac MCS0/Nss1 VHT20 CH 64 / Chain 1 + Chain 2 + Chain 3 + Chain 4 |
|-----------------------|---|

Horizontal

|   | Freq     | Level  | Limit Line | Over Limit | Read Level | CableAntenna Loss | Preamp Factor | A/Pos | T/Pos | Remark | Pol/Phase |            |
|---|----------|--------|------------|------------|------------|-------------------|---------------|-------|-------|--------|-----------|------------|
|   | MHz      | dBuV/m | dBuV/m     | dB         | dBuV       | dB                | dB/m          | dB    | cm    | deg    |           |            |
| 1 | 10634.12 | 42.17  | 54.00      | -11.83     | 27.46      | 10.60             | 38.95         | 34.84 | 187   | 273    | Average   | HORIZONTAL |
| 2 | 10647.52 | 55.05  | 74.00      | -18.95     | 40.34      | 10.60             | 38.95         | 34.84 | 187   | 273    | Peak      | HORIZONTAL |

Vertical

|   | Freq     | Level  | Limit Line | Over Limit | Read Level | CableAntenna Loss | Preamp Factor | A/Pos | T/Pos | Remark | Pol/Phase |          |
|---|----------|--------|------------|------------|------------|-------------------|---------------|-------|-------|--------|-----------|----------|
|   | MHz      | dBuV/m | dBuV/m     | dB         | dBuV       | dB                | dB/m          | dB    | cm    | deg    |           |          |
| 1 | 10640.08 | 42.92  | 54.00      | -11.08     | 28.21      | 10.60             | 38.95         | 34.84 | 166   | 91     | Average   | VERTICAL |
| 2 | 10645.16 | 54.93  | 74.00      | -19.07     | 40.22      | 10.60             | 38.95         | 34.84 | 166   | 91     | Peak      | VERTICAL |



|                       |  |
|-----------------------|--|
| <b>Configurations</b> | IEEE 802.11ac MCS0/Nss1 VHT20 CH 100 / Chain 1 + Chain 2 + Chain 3 + Chain 4 |
|-----------------------|--|

*Horizontal*

|   | Freq     | Level  | Limit Line | Over Limit | Read Level | CableAntenna Loss | Antenna Factor | Preamp Factor | A/Pos | T/Pos | Remark  | Pol/Phase  |
|---|----------|--------|------------|------------|------------|-------------------|----------------|---------------|-------|-------|---------|------------|
|   | MHz      | dBuV/m | dBuV/m     | dB         | dBuV       | dB                | dB/m           | dB            | cm    | deg   |         |            |
| 1 | 10996.64 | 43.01  | 54.00      | -10.99     | 27.92      | 10.66             | 39.10          | 34.67         | 188   | 61    | Average | HORIZONTAL |
| 2 | 11001.80 | 55.60  | 74.00      | -18.40     | 40.51      | 10.66             | 39.10          | 34.67         | 188   | 61    | Peak    | HORIZONTAL |

*Vertical*

|   | Freq     | Level  | Limit Line | Over Limit | Read Level | CableAntenna Loss | Antenna Factor | Preamp Factor | A/Pos | T/Pos | Remark  | Pol/Phase |
|---|----------|--------|------------|------------|------------|-------------------|----------------|---------------|-------|-------|---------|-----------|
|   | MHz      | dBuV/m | dBuV/m     | dB         | dBuV       | dB                | dB/m           | dB            | cm    | deg   |         |           |
| 1 | 10997.08 | 42.56  | 54.00      | -11.44     | 27.47      | 10.66             | 39.10          | 34.67         | 150   | 314   | Average | VERTICAL  |
| 2 | 11006.80 | 55.44  | 74.00      | -18.56     | 40.35      | 10.66             | 39.10          | 34.67         | 150   | 314   | Peak    | VERTICAL  |



|                       |  |
|-----------------------|--|
| <b>Configurations</b> | IEEE 802.11ac MCS0/Nss1 VHT20 CH 116 / Chain 1 + Chain 2 + Chain 3 + Chain 4 |
|-----------------------|--|

*Horizontal*

|   | Freq     | Level  | Limit Line | Over Limit | Read Level | CableAntenna Loss | Antenna Factor | Preamp Factor | A/Pos | T/Pos | Remark  | Pol/Phase  |
|---|----------|--------|------------|------------|------------|-------------------|----------------|---------------|-------|-------|---------|------------|
|   | MHz      | dBuV/m | dBuV/m     | dB         | dBuV       | dB                | dB/m           | dB            | cm    | deg   |         |            |
| 1 | 11160.96 | 55.68  | 74.00      | -18.32     | 40.39      | 10.69             | 39.30          | 34.70         | 212   | 227   | Peak    | HORIZONTAL |
| 2 | 11161.76 | 43.14  | 54.00      | -10.86     | 27.85      | 10.69             | 39.30          | 34.70         | 212   | 227   | Average | HORIZONTAL |

*Vertical*

|   | Freq     | Level  | Limit Line | Over Limit | Read Level | CableAntenna Loss | Antenna Factor | Preamp Factor | A/Pos | T/Pos | Remark  | Pol/Phase |
|---|----------|--------|------------|------------|------------|-------------------|----------------|---------------|-------|-------|---------|-----------|
|   | MHz      | dBuV/m | dBuV/m     | dB         | dBuV       | dB                | dB/m           | dB            | cm    | deg   |         |           |
| 1 | 11151.80 | 55.70  | 74.00      | -18.30     | 40.44      | 10.69             | 39.26          | 34.69         | 193   | 31    | Peak    | VERTICAL  |
| 2 | 11167.16 | 43.09  | 54.00      | -10.91     | 27.80      | 10.69             | 39.30          | 34.70         | 193   | 31    | Average | VERTICAL  |



|                       |  |
|-----------------------|--|
| <b>Configurations</b> | IEEE 802.11ac MCS0/Nss1 VHT20 CH 140 / Chain 1 + Chain 2 + Chain 3 + Chain 4 |
|-----------------------|--|

*Horizontal*

|   | Freq     | Level  | Limit Line | Over Limit | Read Level | CableAntenna Loss | Antenna Factor | Preamp Factor | A/Pos | T/Pos | Remark  | Pol/Phase  |
|---|----------|--------|------------|------------|------------|-------------------|----------------|---------------|-------|-------|---------|------------|
|   | MHz      | dBuV/m | dBuV/m     | dB         | dBuV       | dB                | dB/m           | dB            | cm    | deg   |         |            |
| 1 | 11396.68 | 55.88  | 74.00      | -18.12     | 40.30      | 10.73             | 39.58          | 34.73         | 170   | 276   | Peak    | HORIZONTAL |
| 2 | 11404.68 | 42.99  | 54.00      | -11.01     | 27.41      | 10.73             | 39.58          | 34.73         | 170   | 276   | Average | HORIZONTAL |

*Vertical*

|   | Freq     | Level  | Limit Line | Over Limit | Read Level | CableAntenna Loss | Antenna Factor | Preamp Factor | A/Pos | T/Pos | Remark  | Pol/Phase |
|---|----------|--------|------------|------------|------------|-------------------|----------------|---------------|-------|-------|---------|-----------|
|   | MHz      | dBuV/m | dBuV/m     | dB         | dBuV       | dB                | dB/m           | dB            | cm    | deg   |         |           |
| 1 | 11397.20 | 56.32  | 74.00      | -17.68     | 40.74      | 10.73             | 39.58          | 34.73         | 204   | 183   | Peak    | VERTICAL  |
| 2 | 11406.16 | 43.21  | 54.00      | -10.79     | 27.63      | 10.73             | 39.58          | 34.73         | 204   | 183   | Average | VERTICAL  |



|                       |   |
|-----------------------|---|
| <b>Configurations</b> | IEEE 802.11ac MCS0/Nss1 VHT40 CH 54 / Chain 1 + Chain 2 + Chain 3 + Chain 4 |
|-----------------------|---|

**Horizontal**

|   | Freq     | Level  | Limit Line | Over Limit | Read Level | CableAntenna Loss | Antenna Factor | Preamp Factor | A/Pos | T/Pos | Remark  | Pol/Phase  |
|---|----------|--------|------------|------------|------------|-------------------|----------------|---------------|-------|-------|---------|------------|
|   | MHz      | dBuV/m | dBuV/m     | dB         | dBuV       | dB                | dB/m           | dB            | cm    | deg   |         |            |
| 1 | 15813.36 | 47.23  | 54.00      | -6.77      | 31.01      | 13.39             | 38.12          | 35.29         | 262   | 46    | Average | HORIZONTAL |
| 2 | 15817.40 | 60.17  | 74.00      | -13.83     | 43.95      | 13.39             | 38.12          | 35.29         | 262   | 46    | Peak    | HORIZONTAL |

**Vertical**

|   | Freq     | Level  | Limit Line | Over Limit | Read Level | CableAntenna Loss | Antenna Factor | Preamp Factor | A/Pos | T/Pos | Remark  | Pol/Phase |
|---|----------|--------|------------|------------|------------|-------------------|----------------|---------------|-------|-------|---------|-----------|
|   | MHz      | dBuV/m | dBuV/m     | dB         | dBuV       | dB                | dB/m           | dB            | cm    | deg   |         |           |
| 1 | 15803.56 | 60.15  | 74.00      | -13.85     | 43.93      | 13.39             | 38.12          | 35.29         | 159   | 320   | Peak    | VERTICAL  |
| 2 | 15813.80 | 47.31  | 54.00      | -6.69      | 31.09      | 13.39             | 38.12          | 35.29         | 159   | 320   | Average | VERTICAL  |



|                       |   |
|-----------------------|---|
| <b>Configurations</b> | IEEE 802.11ac MCS0/Nss1 VHT40 CH 62 / Chain 1 + Chain 2 + Chain 3 + Chain 4 |
|-----------------------|---|

*Horizontal*

|   | Freq     | Level  | Limit Line | Over Limit | Read Level | CableAntenna Loss | Antenna Factor | Preamp Factor | A/Pos | T/Pos | Remark  | Pol/Phase  |
|---|----------|--------|------------|------------|------------|-------------------|----------------|---------------|-------|-------|---------|------------|
|   | MHz      | dBuV/m | dBuV/m     | dB         | dBuV       | dB                | dB/m           | dB            | cm    | deg   |         |            |
| 1 | 10610.04 | 42.38  | 54.00      | -11.62     | 27.71      | 10.59             | 38.94          | 34.86         | 168   | 75    | Average | HORIZONTAL |
| 2 | 10621.16 | 55.27  | 74.00      | -18.73     | 40.60      | 10.59             | 38.94          | 34.86         | 168   | 75    | Peak    | HORIZONTAL |

*Vertical*

|   | Freq     | Level  | Limit Line | Over Limit | Read Level | CableAntenna Loss | Antenna Factor | Preamp Factor | A/Pos | T/Pos | Remark  | Pol/Phase |
|---|----------|--------|------------|------------|------------|-------------------|----------------|---------------|-------|-------|---------|-----------|
|   | MHz      | dBuV/m | dBuV/m     | dB         | dBuV       | dB                | dB/m           | dB            | cm    | deg   |         |           |
| 1 | 10613.40 | 42.62  | 54.00      | -11.38     | 27.95      | 10.59             | 38.94          | 34.86         | 174   | 265   | Average | VERTICAL  |
| 2 | 10625.16 | 55.24  | 74.00      | -18.76     | 40.53      | 10.60             | 38.95          | 34.84         | 174   | 265   | Peak    | VERTICAL  |



|                       |  |
|-----------------------|--|
| <b>Configurations</b> | IEEE 802.11ac MCS0/Nss1 VHT40 CH 102 / Chain 1 + Chain 2 + Chain 3 + Chain 4 |
|-----------------------|--|

*Horizontal*

|   | Freq     | Level  | Limit Line | Over Limit | Read Level | CableAntenna Loss | Antenna Factor | Preamp Factor | A/Pos | T/Pos | Remark  | Pol/Phase  |
|---|----------|--------|------------|------------|------------|-------------------|----------------|---------------|-------|-------|---------|------------|
|   | MHz      | dBuV/m | dBuV/m     | dB         | dBuV       | dB                | dB/m           | dB            | cm    | deg   |         |            |
| 1 | 11021.08 | 42.96  | 54.00      | -11.04     | 27.87      | 10.66             | 39.10          | 34.67         | 190   | 66    | Average | HORIZONTAL |
| 2 | 11029.76 | 55.63  | 74.00      | -18.37     | 40.50      | 10.67             | 39.14          | 34.68         | 190   | 66    | Peak    | HORIZONTAL |

*Vertical*

|   | Freq     | Level  | Limit Line | Over Limit | Read Level | CableAntenna Loss | Antenna Factor | Preamp Factor | A/Pos | T/Pos | Remark  | Pol/Phase |
|---|----------|--------|------------|------------|------------|-------------------|----------------|---------------|-------|-------|---------|-----------|
|   | MHz      | dBuV/m | dBuV/m     | dB         | dBuV       | dB                | dB/m           | dB            | cm    | deg   |         |           |
| 1 | 11021.68 | 55.15  | 74.00      | -18.85     | 40.06      | 10.66             | 39.10          | 34.67         | 196   | 200   | Peak    | VERTICAL  |
| 2 | 11026.80 | 43.06  | 54.00      | -10.94     | 27.97      | 10.66             | 39.10          | 34.67         | 196   | 200   | Average | VERTICAL  |





|                       |  |
|-----------------------|--|
| <b>Configurations</b> | IEEE 802.11ac MCS0/Nss1 VHT40 CH 110 / Chain 1 + Chain 2 + Chain 3 + Chain 4 |
|-----------------------|--|

*Horizontal*

|   | Freq     | Level  | Limit Line | Over Limit | Read Level | CableAntenna Loss | Preamp Factor | A/Pos | T/Pos | Remark | Pol/Phase |            |
|---|----------|--------|------------|------------|------------|-------------------|---------------|-------|-------|--------|-----------|------------|
|   | MHz      | dBuV/m | dBuV/m     | dB         | dBuV       | dB                | dB/m          | dB    | cm    | deg    |           |            |
| 1 | 11061.00 | 55.62  | 74.00      | -18.38     | 40.45      | 10.67             | 39.18         | 34.68 | 185   | 243    | Peak      | HORIZONTAL |
| 2 | 11068.12 | 43.00  | 54.00      | -11.00     | 27.83      | 10.67             | 39.18         | 34.68 | 185   | 243    | Average   | HORIZONTAL |

*Vertical*

|   | Freq     | Level  | Limit Line | Over Limit | Read Level | CableAntenna Loss | Preamp Factor | A/Pos | T/Pos | Remark | Pol/Phase |          |
|---|----------|--------|------------|------------|------------|-------------------|---------------|-------|-------|--------|-----------|----------|
|   | MHz      | dBuV/m | dBuV/m     | dB         | dBuV       | dB                | dB/m          | dB    | cm    | deg    |           |          |
| 1 | 11055.60 | 56.26  | 74.00      | -17.74     | 41.13      | 10.67             | 39.14         | 34.68 | 168   | 2      | Peak      | VERTICAL |
| 2 | 11068.32 | 43.02  | 54.00      | -10.98     | 27.85      | 10.67             | 39.18         | 34.68 | 168   | 2      | Average   | VERTICAL |



|                       |  |
|-----------------------|--|
| <b>Configurations</b> | IEEE 802.11ac MCS0/Nss1 VHT40 CH 134 / Chain 1 + Chain 2 + Chain 3 + Chain 4 |
|-----------------------|--|

**Horizontal**

|   | Freq     | Level  | Limit Line | Over Limit | Read Level | CableAntenna Loss | Preamp Factor | A/Pos | T/Pos | Remark | Pol/Phase |            |
|---|----------|--------|------------|------------|------------|-------------------|---------------|-------|-------|--------|-----------|------------|
|   | MHz      | dBuV/m | dBuV/m     | dB         | dBuV       | dB                | dB/m          | dB    | cm    | deg    |           |            |
| 1 | 11347.76 | 43.00  | 54.00      | -11.00     | 27.50      | 10.72             | 39.50         | 34.72 | 198   | 273    | Average   | HORIZONTAL |
| 2 | 11349.92 | 55.91  | 74.00      | -18.09     | 40.41      | 10.72             | 39.50         | 34.72 | 198   | 273    | Peak      | HORIZONTAL |

**Vertical**

|   | Freq     | Level  | Limit Line | Over Limit | Read Level | CableAntenna Loss | Preamp Factor | A/Pos | T/Pos | Remark | Pol/Phase |          |
|---|----------|--------|------------|------------|------------|-------------------|---------------|-------|-------|--------|-----------|----------|
|   | MHz      | dBuV/m | dBuV/m     | dB         | dBuV       | dB                | dB/m          | dB    | cm    | deg    |           |          |
| 1 | 11334.80 | 43.13  | 54.00      | -10.87     | 27.63      | 10.72             | 39.50         | 34.72 | 184   | 149    | Average   | VERTICAL |
| 2 | 11347.12 | 55.79  | 74.00      | -18.21     | 40.29      | 10.72             | 39.50         | 34.72 | 184   | 149    | Peak      | VERTICAL |



|                       |   |
|-----------------------|---|
| <b>Configurations</b> | IEEE 802.11ac MCS0/Nss1 VHT80 CH 58 / Chain 1 + Chain 2 + Chain 3 + Chain 4 |
|-----------------------|---|

*Horizontal*

|   | Freq     | Level  | Limit Line | Over Limit | Read Level | CableAntenna Loss | Antenna Factor | Preamp Factor | A/Pos | T/Pos | Remark  | Pol/Phase  |
|---|----------|--------|------------|------------|------------|-------------------|----------------|---------------|-------|-------|---------|------------|
|   | MHz      | dBuV/m | dBuV/m     | dB         | dBuV       | dB                | dB/m           | dB            | cm    | deg   |         |            |
| 1 | 15870.00 | 60.32  | 74.00      | -13.68     | 44.18      | 13.39             | 38.06          | 35.31         | 170   | 246   | Peak    | HORIZONTAL |
| 2 | 15874.02 | 47.90  | 54.00      | -6.10      | 31.84      | 13.39             | 38.01          | 35.34         | 170   | 246   | Average | HORIZONTAL |

*Vertical*

|   | Freq     | Level  | Limit Line | Over Limit | Read Level | CableAntenna Loss | Antenna Factor | Preamp Factor | A/Pos | T/Pos | Remark  | Pol/Phase |
|---|----------|--------|------------|------------|------------|-------------------|----------------|---------------|-------|-------|---------|-----------|
|   | MHz      | dBuV/m | dBuV/m     | dB         | dBuV       | dB                | dB/m           | dB            | cm    | deg   |         |           |
| 1 | 15859.68 | 60.80  | 74.00      | -13.20     | 44.66      | 13.39             | 38.06          | 35.31         | 215   | 357   | Peak    | VERTICAL  |
| 2 | 15884.28 | 48.00  | 54.00      | -6.00      | 31.94      | 13.39             | 38.01          | 35.34         | 215   | 357   | Average | VERTICAL  |



|                       |  |
|-----------------------|--|
| <b>Configurations</b> | IEEE 802.11ac MCS0/Nss1 VHT80 CH 106 / Chain 1 + Chain 2 + Chain 3 + Chain 4 |
|-----------------------|--|

**Horizontal**

|   | Freq     | Level  | Limit Line | Over Limit | Read Level | CableAntenna Loss | Antenna Factor | Preamp Factor | A/Pos | T/Pos | Remark  | Pol/Phase  |
|---|----------|--------|------------|------------|------------|-------------------|----------------|---------------|-------|-------|---------|------------|
|   | MHz      | dBuV/m | dBuV/m     | dB         | dBuV       | dB                | dB/m           | dB            | cm    | deg   |         |            |
| 1 | 11056.64 | 55.83  | 74.00      | -18.17     | 40.70      | 10.67             | 39.14          | 34.68         | 139   | 114   | Peak    | HORIZONTAL |
| 2 | 11068.70 | 43.13  | 54.00      | -10.87     | 27.96      | 10.67             | 39.18          | 34.68         | 139   | 114   | Average | HORIZONTAL |

**Vertical**

|   | Freq     | Level  | Limit Line | Over Limit | Read Level | CableAntenna Loss | Antenna Factor | Preamp Factor | A/Pos | T/Pos | Remark  | Pol/Phase |
|---|----------|--------|------------|------------|------------|-------------------|----------------|---------------|-------|-------|---------|-----------|
|   | MHz      | dBuV/m | dBuV/m     | dB         | dBuV       | dB                | dB/m           | dB            | cm    | deg   |         |           |
| 1 | 11062.94 | 55.87  | 74.00      | -18.13     | 40.70      | 10.67             | 39.18          | 34.68         | 163   | 195   | Peak    | VERTICAL  |
| 2 | 11065.76 | 43.27  | 54.00      | -10.73     | 28.10      | 10.67             | 39.18          | 34.68         | 163   | 195   | Average | VERTICAL  |



|                       |  |
|-----------------------|--|
| <b>Configurations</b> | IEEE 802.11ac MCS0/Nss1 VHT80 CH 122 / Chain 1 + Chain 2 + Chain 3 + Chain 4 |
|-----------------------|--|

*Horizontal*

|   | Freq     | Level  | Limit Line | Over Limit | Read Level | CableAntenna Loss | Preamp Factor | A/Pos | T/Pos | Remark | Pol/Phase |            |
|---|----------|--------|------------|------------|------------|-------------------|---------------|-------|-------|--------|-----------|------------|
|   | MHz      | dBuV/m | dBuV/m     | dB         | dBuV       | dB                | dB/m          | dB    | cm    | deg    |           |            |
| 1 | 11205.06 | 42.81  | 54.00      | -11.19     | 27.47      | 10.70             | 39.34         | 34.70 | 189   | 148    | Average   | HORIZONTAL |
| 2 | 11227.02 | 56.28  | 74.00      | -17.72     | 40.91      | 10.70             | 39.38         | 34.71 | 189   | 148    | Peak      | HORIZONTAL |

*Vertical*

|   | Freq     | Level  | Limit Line | Over Limit | Read Level | CableAntenna Loss | Preamp Factor | A/Pos | T/Pos | Remark | Pol/Phase |          |
|---|----------|--------|------------|------------|------------|-------------------|---------------|-------|-------|--------|-----------|----------|
|   | MHz      | dBuV/m | dBuV/m     | dB         | dBuV       | dB                | dB/m          | dB    | cm    | deg    |           |          |
| 1 | 11222.94 | 42.98  | 54.00      | -11.02     | 27.61      | 10.70             | 39.38         | 34.71 | 213   | 294    | Average   | VERTICAL |
| 2 | 11224.98 | 55.56  | 74.00      | -18.44     | 40.19      | 10.70             | 39.38         | 34.71 | 213   | 294    | Peak      | VERTICAL |