

# SANYOU™

[www.sanyouac.com](http://www.sanyouac.com)



Model:APPLE KING BT

## User' s Guide

FCC ID:SILAPPLE

# Contents

---

1. Introduction	2
2. Battery Precautions	2
3. Getting Started	3
4. Installation	5
5. Cable Connections	6
6. Bluetooth Connection	6
7. What the lights mean	7
8. After pairing, How to. . .	7
9. Battery Charging	8
10. Product Care	9

Please read the following safety warnings and precautions before using your device.

## Specifications

---

### Apple King – Bluetooth

<b>Power supply:</b>	<b>Built-in lithium-ion battery/USB cable</b>
<b>Impedance:</b>	<b>Satellite 4ohms+subwoofer 2ohms</b>
<b>Size:</b>	<b>R76. 0 x H 68. 5MM</b>
<b>Weight:</b>	<b>290g</b>



- Rechargeable battery with charging option from USB cable
- Operating range up to 10 meters
- Hands-free with mobile phone
- Bluetooth version 2.1+EDR

# 1. Introduction

---

Thank you for purchasing the Apple King Bluetooth<sup>®</sup> sound system. The Apple King Bluetooth is a system that can operate wirelessly when paired with a Bluetooth enabled device. This unit can also interface with a variety of devices through an in line connection through a standard earphone plug. Like all Apple King speakers, the Bluetooth will turn any surface it is placed upon into a speaker with 360 degree omni-directional sound. If you require additional support at any time please consult our support team at <http://www.sanyouac.com/help>

## 2. Battery Precautions

The device can be powered by a built-in rechargeable lithium-ion battery. Please charge the battery for at least 8 hours before your first use of the device.

- If the device is not used for a long period of time, the battery may lose its charge . Please recharge the battery.
- Rechargeable batteries are only to be charged under adult supervision.
- Use only the supplied USB cable to recharge the battery. Improperly charging a battery may damage it or the device.
- Do not attempt to open the rechargeable battery or battery pack. There are no user serviceable parts inside.

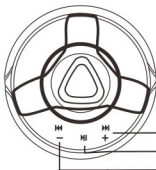
- Should a battery leak, the device may become damaged. Clean the battery compartment immediately, avoiding contact with your skin.
- Keep batteries out of reach of small children. If swallowed, consult a physician immediately.
- Leaving the battery in hot or cold places, such as in a closed car in summer or winter conditions, will reduce the capacity and lifetime of the battery. Always try to keep the battery between 15°C and 25°C (59°F and 77°F). A device with a hot or cold battery may not work temporarily, even when the battery is fully charged.
- Do not dispose of batteries in a fire as they may explode. Batteries may also explode if damaged. Dispose of batteries according to local regulations. Do not dispose as household waste.

## 3. Getting Started

---

### General controls

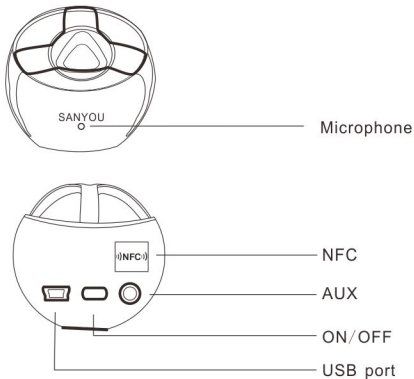
---



Volume Up/ Next

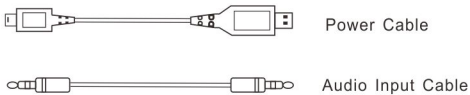
Play/ Pause

Volume Down/ Previous



## Cables

---



## 4. Installation

---

### Gel Pad

---

Remove the protective paper at the bottom of the device to reveal the rubber stand.



- Noted:
1. Don't throw away the protective paper, please stick it on when using a mounting socket or when not in use.
  2. Use a wet finger to clean any dust off the pad.

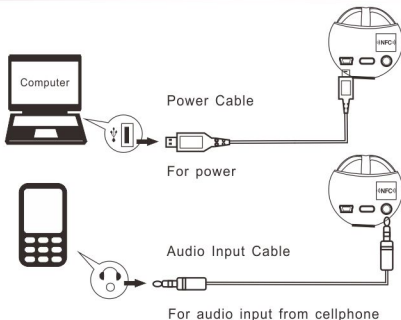
### Flat and Hard Surface

---



## 5. Cable Connections

---

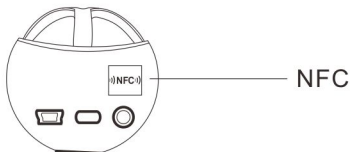


## 6. Bluetooth Connection

---

Press and hold the "On/Off" switch until you hear an audible tone—CONTINUE TO HOLD the "On/Off" switch until you hear TWO more quick audible tones. The speaker is now in pairing mode and is able to be discovered. Set your Bluetooth device to "Search" or "Discover" using the devices' Bluetooth menu and then the device will find the "SANYOU" speaker. Complete the pairing on the source device. If required, confirm the pairing with the passkey or pin "0000". When the devices are paired, the speaker will give one final audible tone. If the pairing is unsuccessful, turn off the speaker and repeat the process from the beginning.

## 7.NFC Connection



If the device with NFC function, operation would be: when switch on NFC function from your mobile, close the mobile phone to the speaker induction, NFC would connected automatically and the mobile phone would be display: connected with SANYOU: then you can take off your mobile phone. When the same mobile phone close the speaker induction in the second time, it would be disconnected with the speaker, and would displayed on the mobile phone: has disconnected from SANYOU

## 8. What the lights mean

What you see	What this means about your Blueell
▶▶ Blinking:	Paired to Device (blinking 1 time per second) In pairing mode—see Pairing section (blinking 6 time per second)
▶▶ Solid red right:	Line in connected



## 9. After pairing, How do I...


---

### Play music from your phone

→ **Adjusting sound volume**

Long press **+**  or **-** 



→ **Playing music from phone**

To start playback\*, press .

---

To pause playback\*, press . Press again to resume playback.

---

To skip to previous or next song, press **+**  or **-** .

---

### Make a call

When you make a call from your mobile phone the call will (subject to phone settings) automatically transfer to your SANYOU Bluetooth Speaker.

→ **Answer /Reject/end a call**

Press  to answer a call, press  again to reject a call After calling, press  again to end a call

### Power on/off

Press and hold ON/OFF to turn on.

Press and hold ON/OFF again to turn off. It will turn off automatically without being paired and line in for 10 minutes.

## 10. Battery Charging

---

The device has a built-in rechargeable lithium-ion battery. Prior to the first use, the battery should be charged for 8 hours. There is no risk of overcharging. The unit is charged by connecting the unit to a USB port of a computer or a USB adapter with a 5v-1000mA output. Refer to the battery indicator for the charging status.

---

 and  → **Solid red right** And charging in process

---

The unit will operate without the wire connection by using the lithium-ion battery. The amount of battery life depends on how hard the unit is working. Heavy, loud, bass music will use more energy to produce than spoken word.

# 11. Product Care

---

Your device is designed to be lightweight, compact and durable. However, it is an electronic device and must be treated carefully. Putting unnecessary pressure on it or striking the device against other objects can cause damage.

To avoid damage to your device, please:

- Do not drop, crush, bend, or apply excessive force to the device.
- Do not expose your device to moisture, extreme or prolonged heat, cold, humidity, or other adverse conditions. Avoid storing it in damp, humid or wet places. It is not waterproof.
- Do not operate or store unit in places with frequent static electricity or electrical noise (e. g. speaker, TV set).
- Clean the unit with a soft cloth or a damp chamois leather, Never use solvents.
- The unit must only be opened by qualified personnel.
- This device contains magnets. Keep magnetic field sensitive products such as credit cards and video screens away from this device to avoid damage or malfunction.

## IMPORTANT REGULATORY INFORMATION

This device complies with Part 15 of the FCC Rules: Operation is subject to the following two conditions:

1. This device may not cause harmful interference and
2. This device must accept any interference that is received, including any interference that may cause undesired operation.

Changes or modifications to this unit not expressly approved by the party responsible for compliance could void the user's authority to operate the equipment.

***SANYOU***<sup>TM</sup>

[www.sanyouac.com](http://www.sanyouac.com)