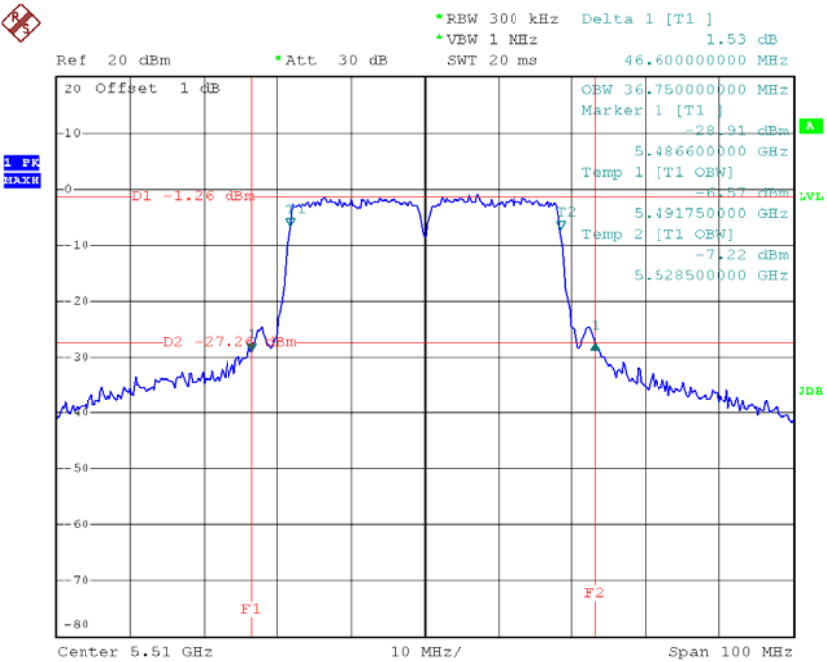




**Test Mode :Band 3/TXN40 Mode\_CH102/CH110/CH134\_ANT 1**

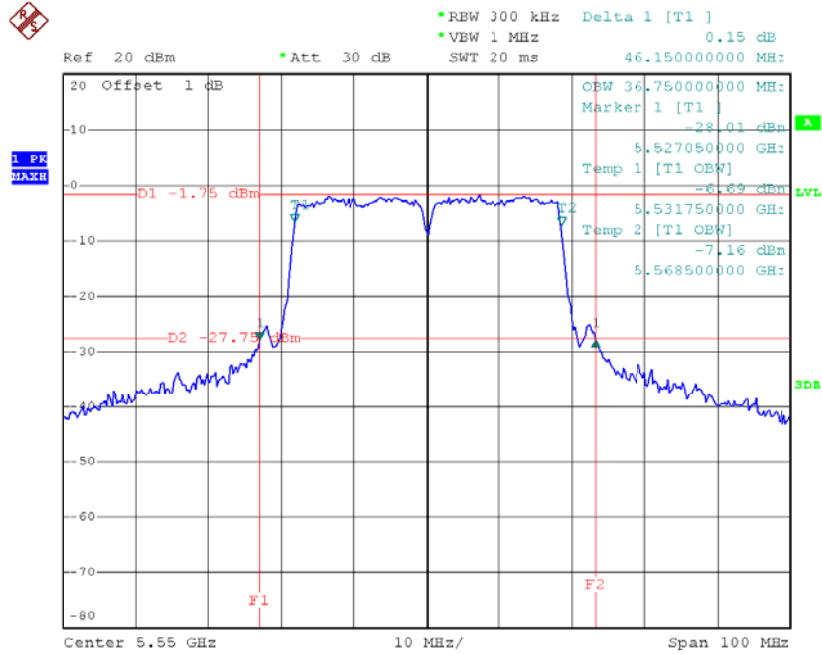
Channel	Frequency (MHz)	26dB Bandwidth (MHz)	99% Occupied Bandwidth (MHz)
CH102	5510	46.60	36.75
CH110	5550	46.15	36.75
CH134	5670	46.75	36.50

**TX CH102**



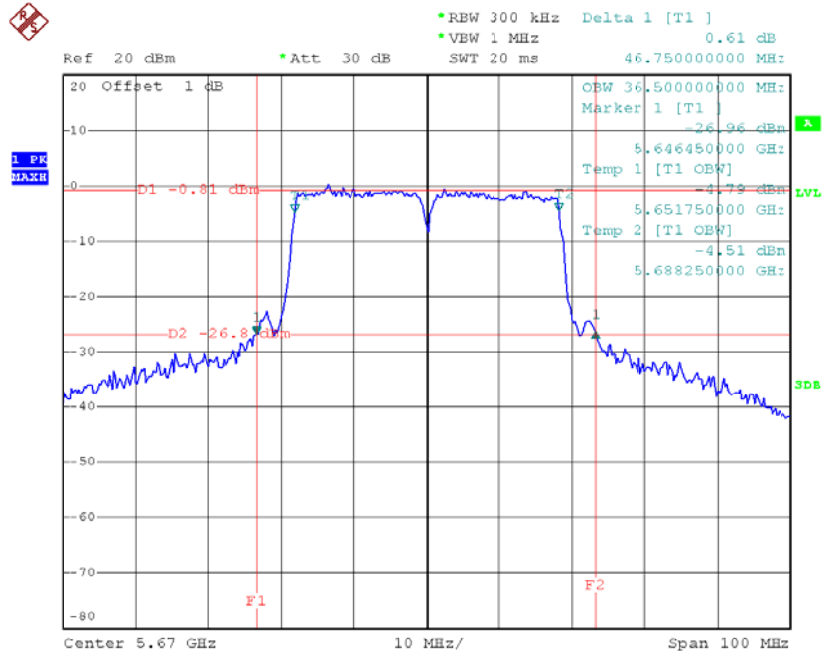
Date: 22.JUL.2014 23:29:26

### TX CH110



Date: 22.JUL.2014 23:32:38

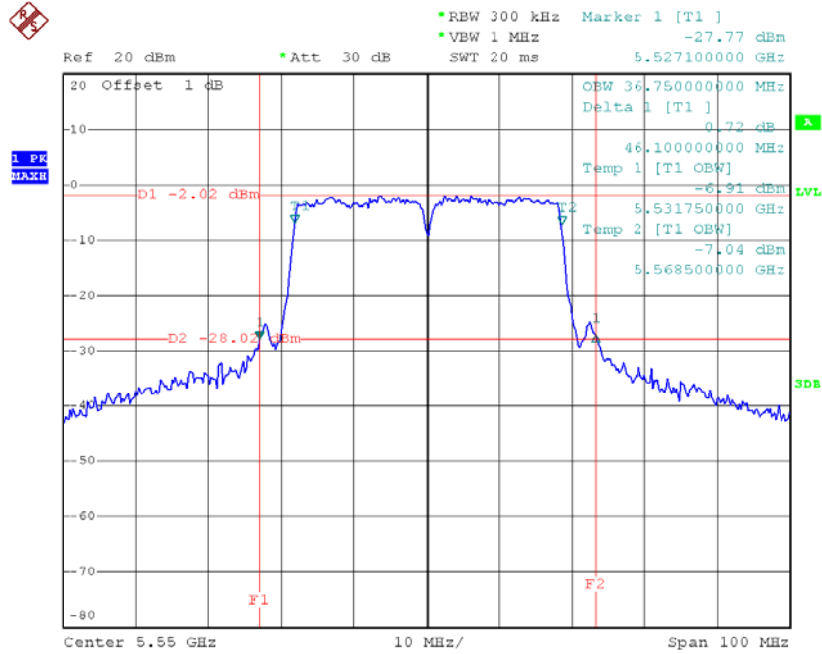
### TX CH134



Date: 22.JUL.2014 23:36:46

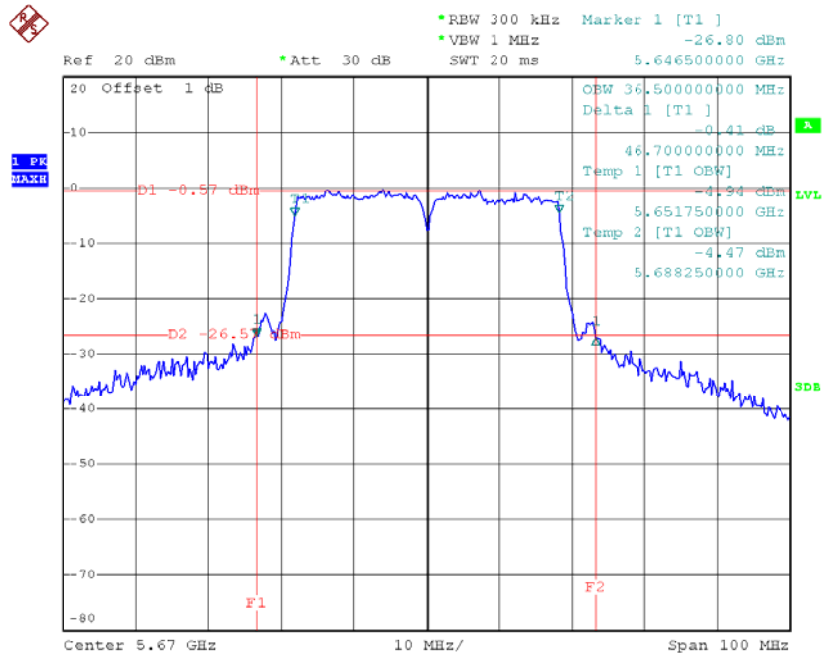


### TX CH110



Date: 22.JUL.2014 23:33:26

### TX CH134



Date: 22.JUL.2014 23:37:20

## ATTACHMENTF - MAXIMUM OUTPUT POWER

<b>Test Mode :Band 1/TX A Mode</b>				
Test Channel	Frequency (MHz)	Conducted Output Power(dBm)	LIMIT (dBm)	LIMIT (W)
CH36	5180	13.76	17	0.0501
CH40	5200	13.81	17	0.0501
CH48	5240	13.72	17	0.0501

<b>Test Mode :Band 1/TX N20 Mode_ANT 1</b>				
Test Channel	Frequency (MHz)	Conducted Output Power(dBm)	LIMIT (dBm)	LIMIT (W)
CH36	5180	12.79	17	0.0501
CH40	5200	12.81	17	0.0501
CH48	5240	12.69	17	0.0501

<b>Test Mode :Band 1/TX N20 Mode_ANT 2</b>				
Test Channel	Frequency (MHz)	Conducted Output Power(dBm)	LIMIT (dBm)	LIMIT (W)
CH36	5180	12.39	17	0.0501
CH40	5200	12.43	17	0.0501
CH48	5240	12.35	17	0.0501

<b>Test Mode :Band 1/TX N20 Mode_Total</b>				
Test Channel	Frequency (MHz)	Conducted Output Power(dBm)	LIMIT (dBm)	LIMIT (W)
CH36	5180	15.60	17	0.0501
CH40	5200	15.63	17	0.0501
CH48	5240	15.53	17	0.0501

<b>Test Mode : Band 1/TX N40 Mode_ANT 1</b>				
Test Channel	Frequency (MHz)	Conducted Output Power(dBm)	LIMIT (dBm)	LIMIT (W)
CH38	5190	12.42	17	0.0501
CH46	5230	12.33	17	0.0501

<b>Test Mode : Band 1/TX N40 Mode_ANT 2</b>				
Test Channel	Frequency (MHz)	Conducted Output Power(dBm)	LIMIT (dBm)	LIMIT (W)
CH38	5190	12.02	17	0.0501
CH46	5230	12.01	17	0.0501

<b>Test Mode : Band 1/TX N40 Mode_Total</b>				
Test Channel	Frequency (MHz)	Conducted Output Power(dBm)	LIMIT (dBm)	LIMIT (W)
CH38	5190	15.23	17	0.0501
CH46	5230	15.18	17	0.0501



**Test Mode :Band 2/TX A Mode**

Test Channel	Frequency (MHz)	Conducted Output Power(dBm)	LIMIT (dBm)	LIMIT (W)
CH52	5260	13.63	24	0.0501
CH60	5280	13.49	24	0.0501
CH64	5320	13.62	24	0.0501

**Test Mode :Band 2/TX N20 Mode\_ANT 1**

Test Channel	Frequency (MHz)	Conducted Output Power(dBm)	LIMIT (dBm)	LIMIT (W)
CH52	5260	12.71	24	0.0501
CH60	5280	12.52	24	0.0501
CH64	5320	12.61	24	0.0501

**Test Mode :Band 2/TX N20 Mode\_ANT 2**

Test Channel	Frequency (MHz)	Conducted Output Power(dBm)	LIMIT (dBm)	LIMIT (W)
CH52	5260	12.37	24	0.0501
CH60	5280	12.26	24	0.0501
CH64	5320	12.34	24	0.0501

**Test Mode :Band 2/TX N20 Mode\_Total**

Test Channel	Frequency (MHz)	Conducted Output Power(dBm)	LIMIT (dBm)	LIMIT (W)
CH52	5260	15.55	24	0.0501
CH60	5280	15.40	24	0.0501
CH64	5320	15.49	24	0.0501

<b>Test Mode :Band 2/TX N40 Mode_ANT 1</b>				
Test Channel	Frequency (MHz)	Conducted Output Power(dBm)	LIMIT (dBm)	LIMIT (W)
CH54	5270	12.25	24	0.0501
CH62	5310	12.19	24	0.0501

<b>Test Mode :Band 2/TX N40 Mode_ANT 2</b>				
Test Channel	Frequency (MHz)	Conducted Output Power(dBm)	LIMIT (dBm)	LIMIT (W)
CH54	5270	12.02	24	0.0501
CH62	5310	11.94	24	0.0501

<b>Test Mode :Band 2/TX N40 Mode_Total</b>				
Test Channel	Frequency (MHz)	Conducted Output Power(dBm)	LIMIT (dBm)	LIMIT (W)
CH54	5270	15.15	24	0.0501
CH62	5310	15.08	24	0.0501

<b>Test Mode :Band 3/TX A Mode</b>				
Test Channel	Frequency (MHz)	Conducted Output Power(dBm)	LIMIT (dBm)	LIMIT (W)
CH100	5500	13.44	24	0.0501
CH116	5580	13.51	24	0.0501
CH140	5700	13.21	24	0.0501

<b>Test Mode :Band 3/TX N20 Mode_ANT 1</b>				
Test Channel	Frequency (MHz)	Conducted Output Power(dBm)	LIMIT (dBm)	LIMIT (W)
CH100	5500	12.37	24	0.0501
CH116	5580	12.53	24	0.0501
CH140	5700	10.98	24	0.0501

<b>Test Mode :Band 3/TX N20 Mode_ANT 2</b>				
Test Channel	Frequency (MHz)	Conducted Output Power(dBm)	LIMIT (dBm)	LIMIT (W)
CH100	5500	12.15	24	0.0501
CH116	5580	12.37	24	0.0501
CH140	5700	10.81	24	0.0501

<b>Test Mode :Band 3/TX N20 Mode_Total</b>				
Test Channel	Frequency (MHz)	Conducted Output Power(dBm)	LIMIT (dBm)	LIMIT (W)
CH100	5500	15.27	24	0.0501
CH116	5580	15.46	24	0.0501
CH140	5700	13.91	24	0.0501

<b>Test Mode :Band 3/TX N40 Mode_ANT 1</b>				
Test Channel	Frequency (MHz)	Conducted Output Power(dBm)	LIMIT (dBm)	LIMIT (W)
CH102	5510	12.75	24	0.0501
CH110	5550	12.63	24	0.0501
CH134	5670	12.54	24	0.0501

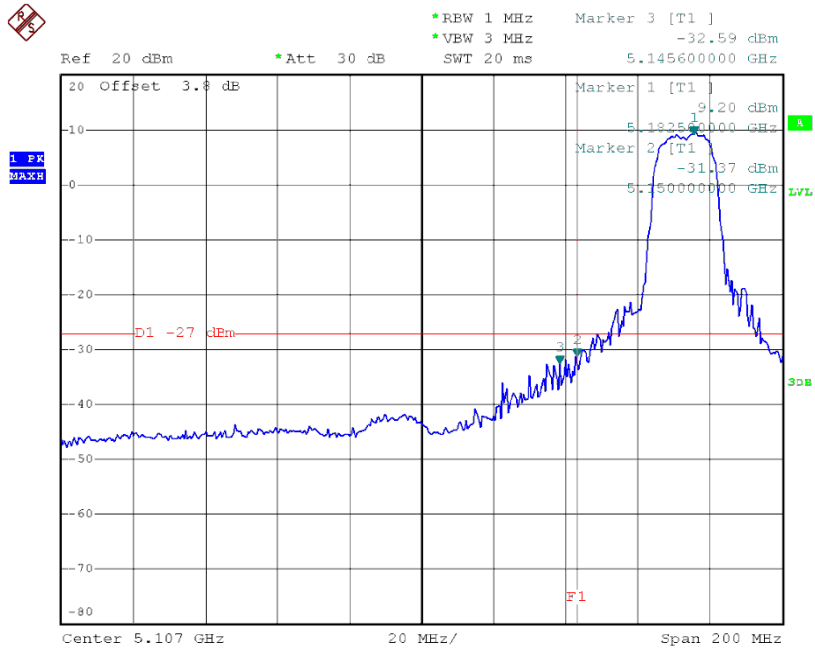
<b>Test Mode :Band 3/TX N40 Mode_ANT 2</b>				
Test Channel	Frequency (MHz)	Conducted Output Power(dBm)	LIMIT (dBm)	LIMIT (W)
CH102	5510	12.04	24	0.0501
CH110	5550	12.06	24	0.0501
CH134	5670	12.21	24	0.0501

<b>Test Mode :Band 3/TX N40 Mode_Total</b>				
Test Channel	Frequency (MHz)	Conducted Output Power(dBm)	LIMIT (dBm)	LIMIT (W)
CH102	5510	15.42	24	0.0501
CH110	5550	15.36	24	0.0501
CH134	5670	15.39	24	0.0501

**ATTACHMENTG - ANTENNA CONDUCTED SPURIOUS  
EMISSION**

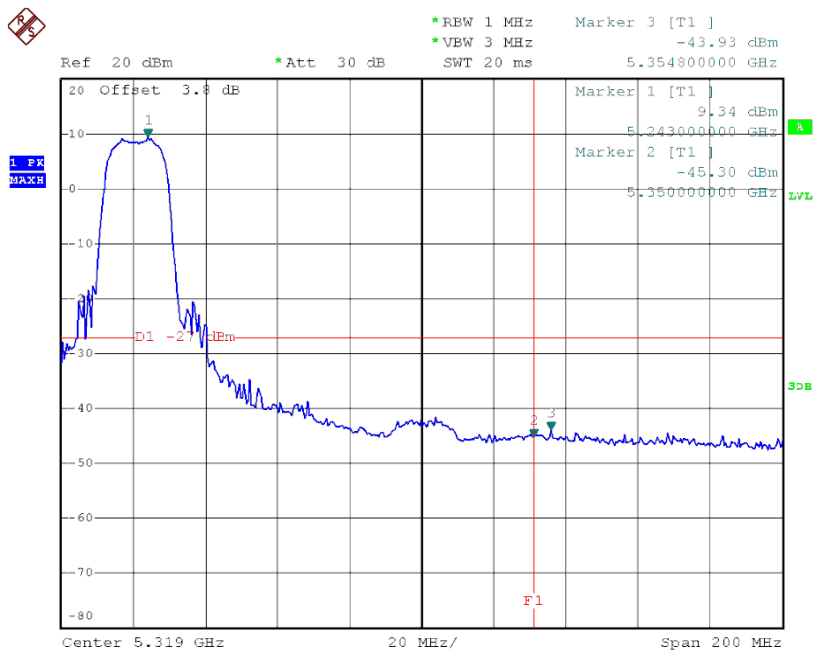
Test Mode : Band 1/TX A Mode

### TX mode CH36



Date: 22.JUL.2014 20:49:31

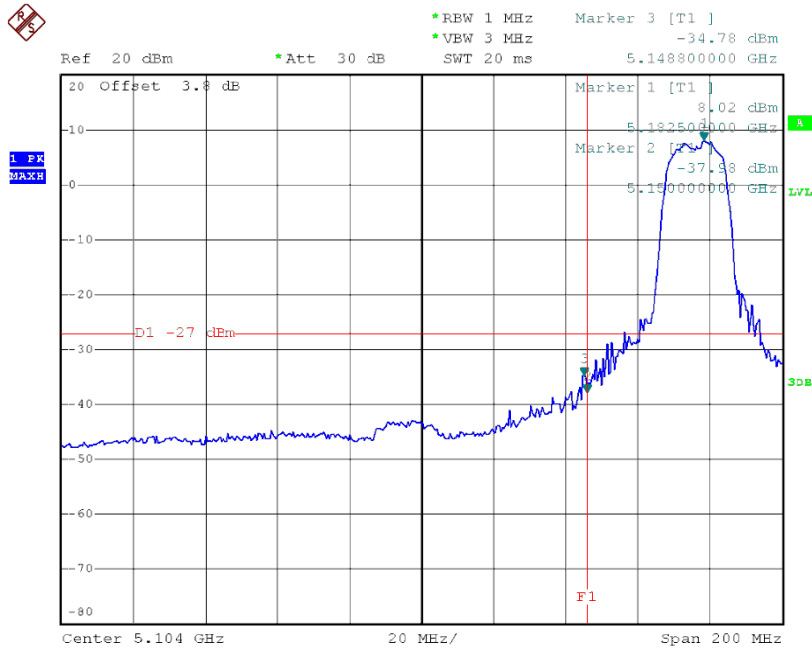
### TX mode CH48



Date: 22.JUL.2014 20:56:58

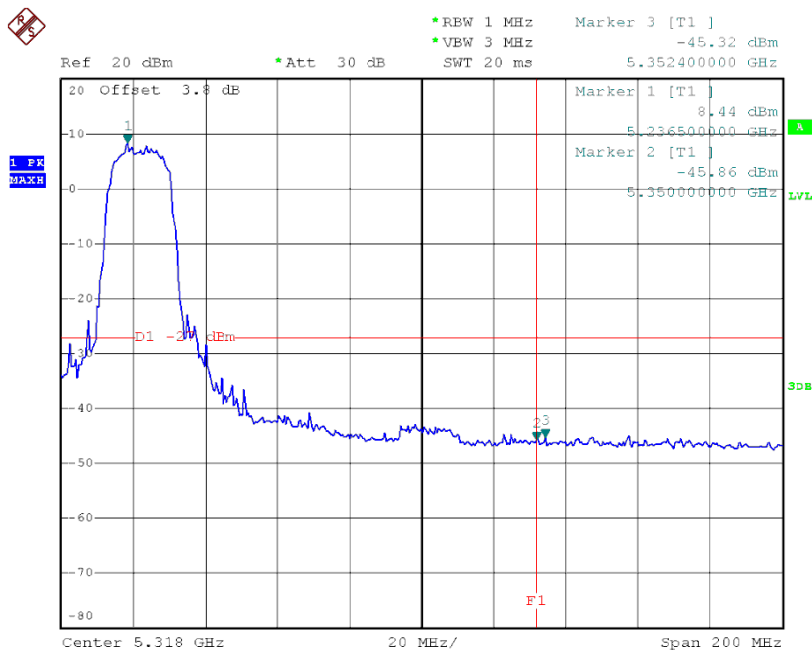
Test Mode : Band 1/TX N20 Mode\_ANT 1

### TX mode CH36



Date: 23.JUL.2014 06:08:41

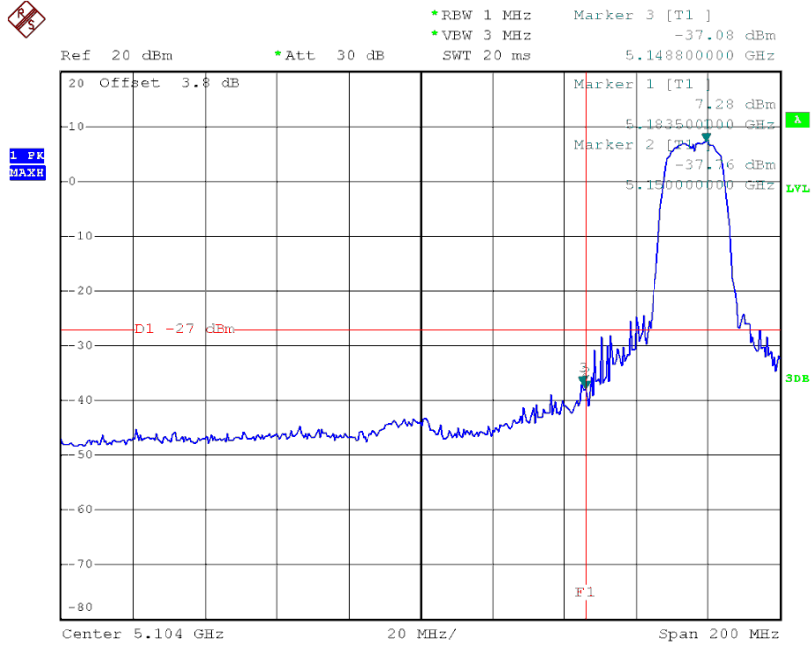
### TX mode CH48



Date: 23.JUL.2014 06:14:16

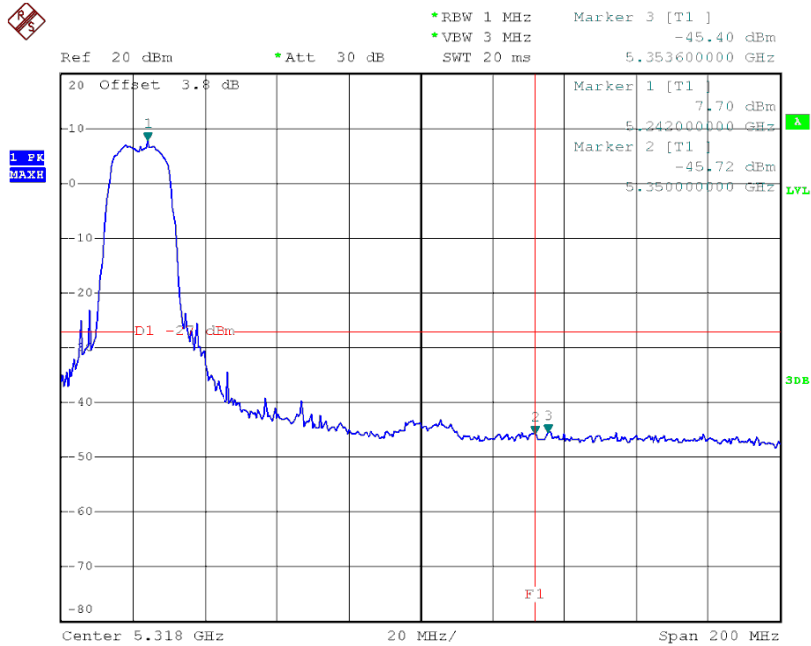
**Test Mode :** Band 1/TX N20 Mode\_ANT 2

**TX mode CH36**



Date: 23.JUL.2014 06:09:00

**TX modeCH48**

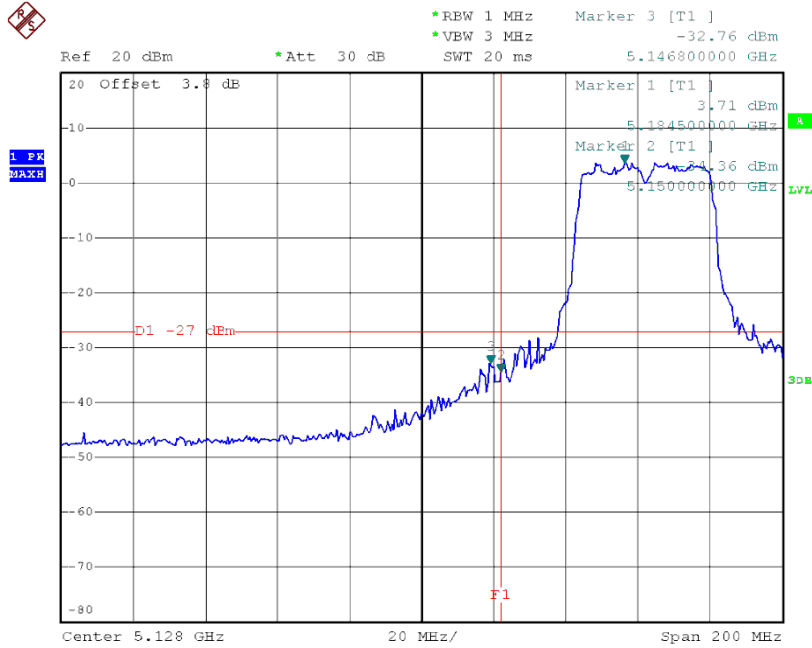


Date: 23.JUL.2014 06:14:44



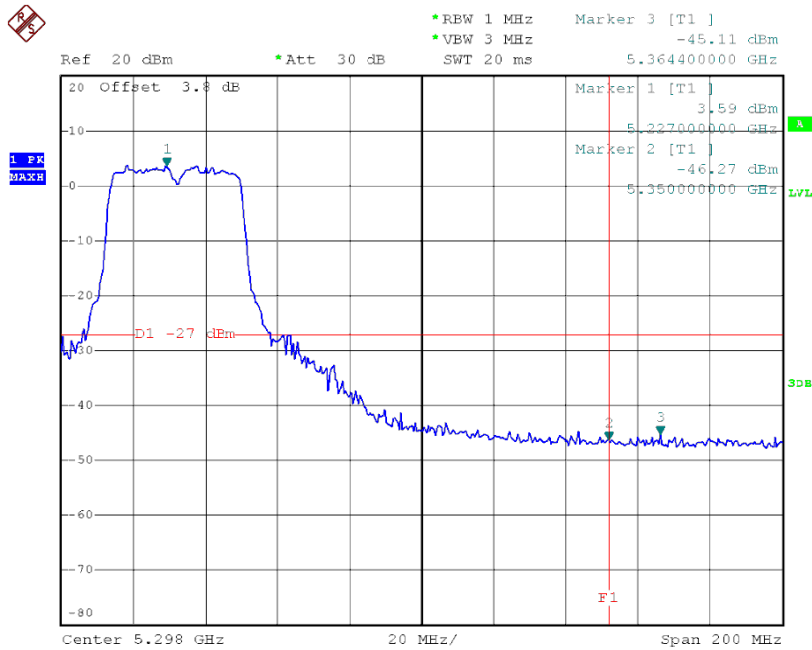
Test Mode : Band 1/TX N40 Mode\_ANT 1

### TX mode CH38



Date: 22.JUL.2014 23:57:39

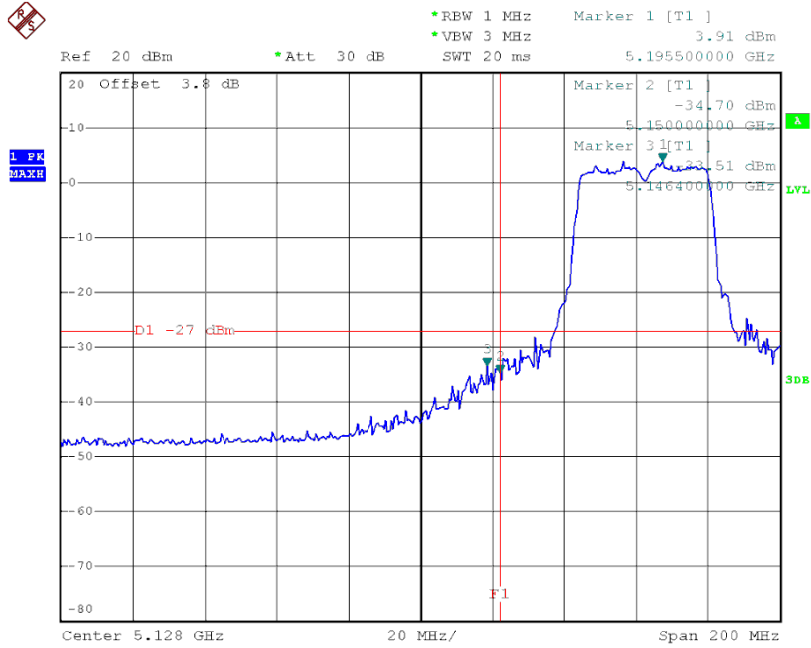
### TX mode CH46



Date: 22.JUL.2014 23:55:30

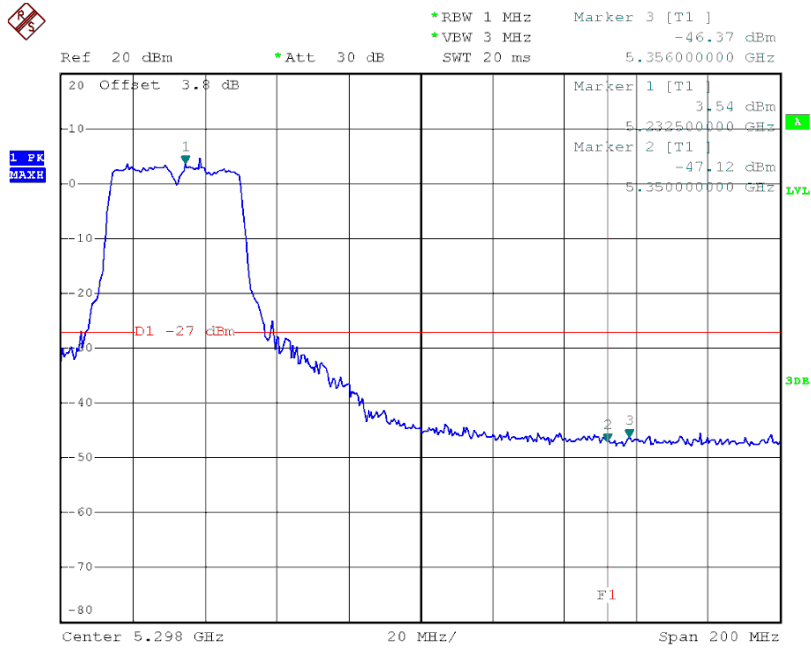
**Test Mode :** Band 1/TX N40 Mode\_ANT 2

**TX mode CH38**



Date: 22.JUL.2014 23:57:58

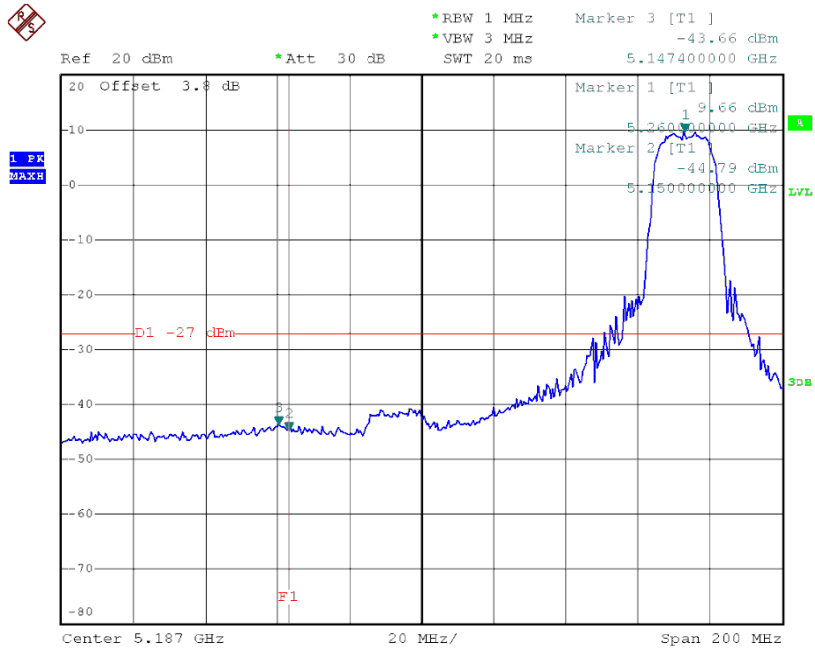
**TX mode CH46**



Date: 22.JUL.2014 23:55:48

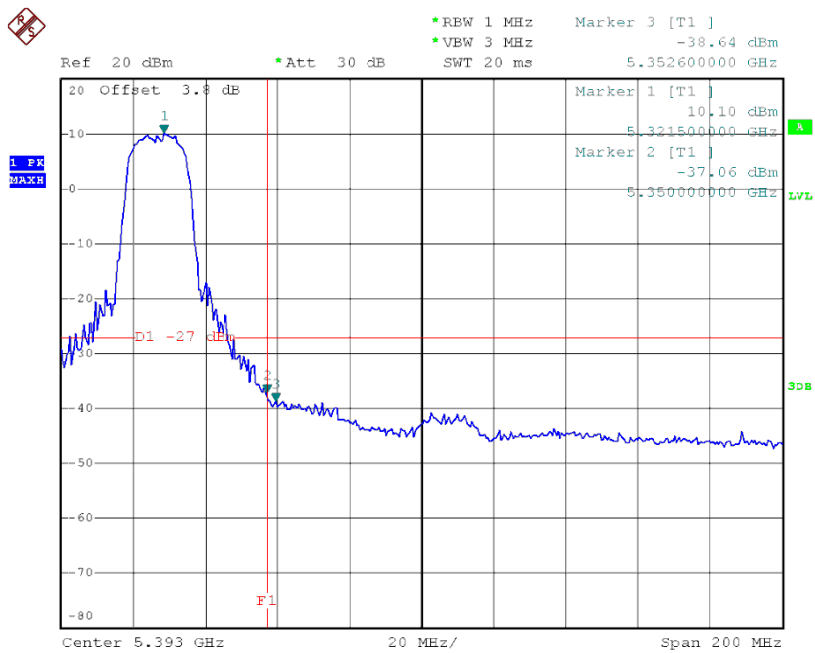
Test Mode : Band 2/TX A Mode

### TX mode CH52



Date: 22.JUL.2014 20:59:02

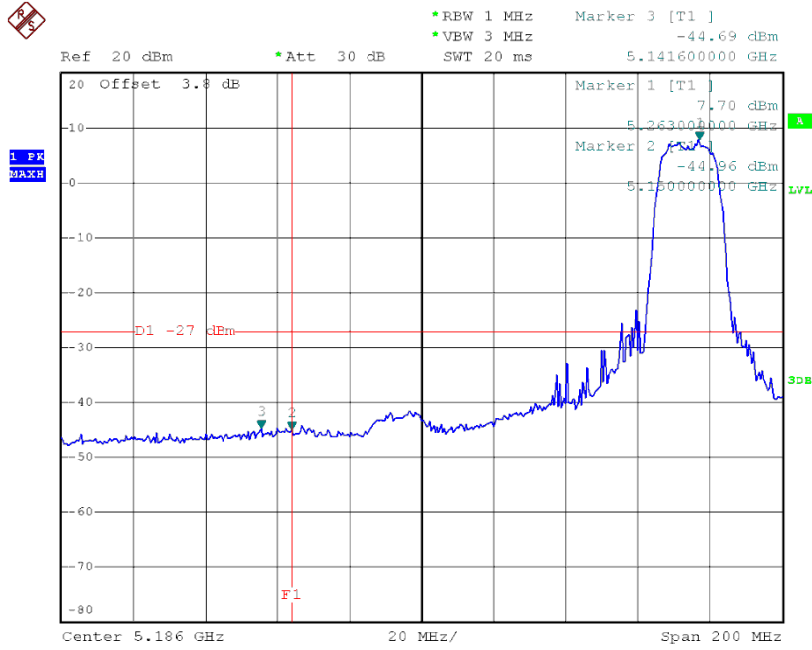
### TX mode CH64



Date: 22.JUL.2014 21:07:12

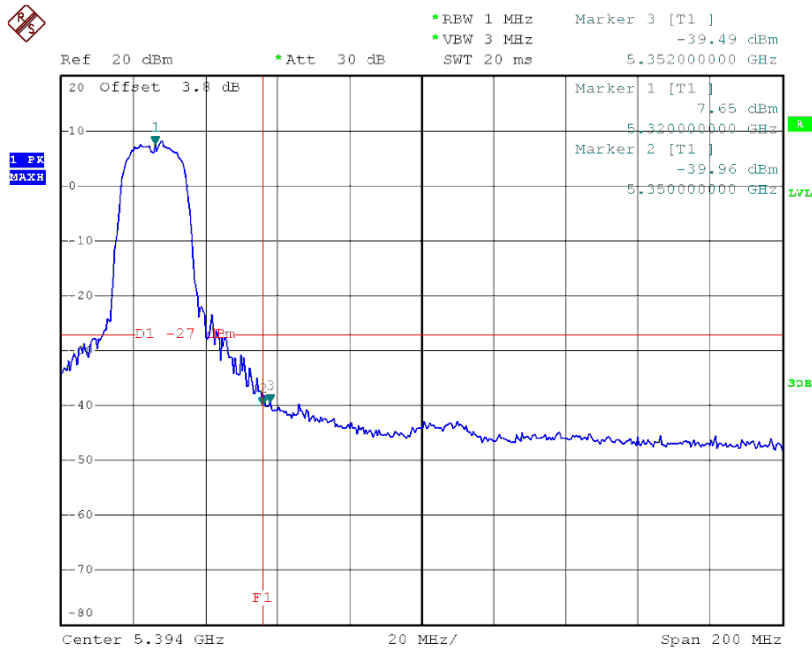
Test Mode : Band 2/TX N20 Mode\_ANT 1

### TX mode CH52



Date: 23.JUL.2014 06:17:26

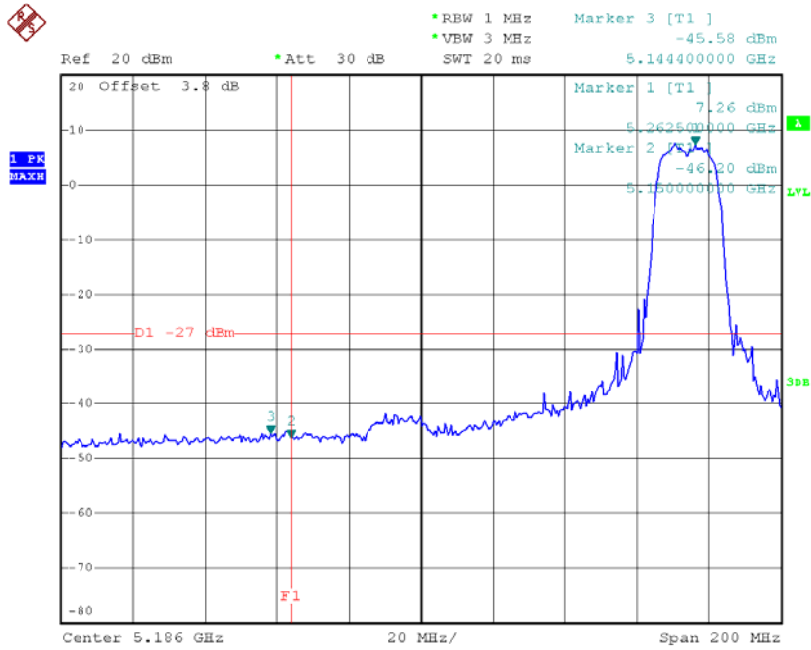
### TX mode CH64



Date: 23.JUL.2014 06:47:11

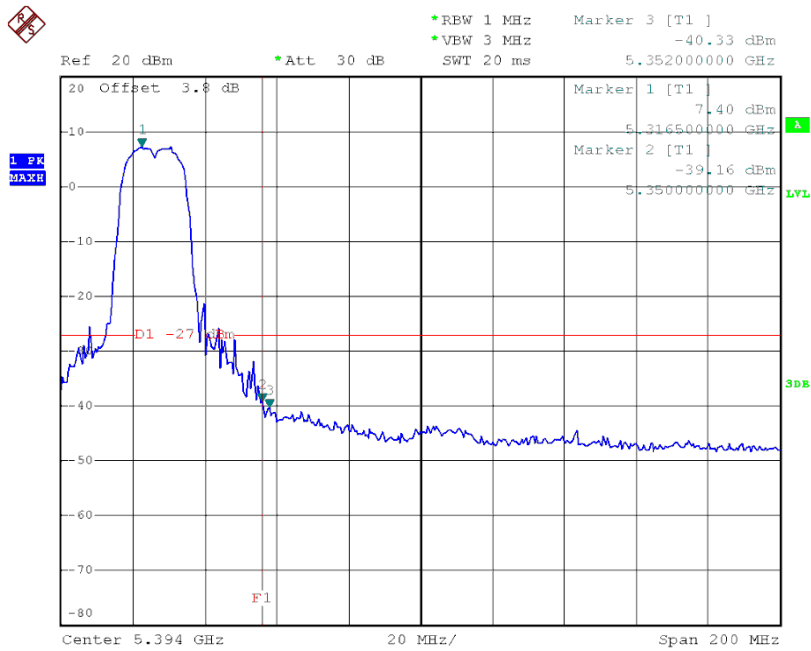
Test Mode : Band 2/TX N20 Mode\_ANT 2

### TX mode CH52



Date: 23.JUL.2014 06:17:43

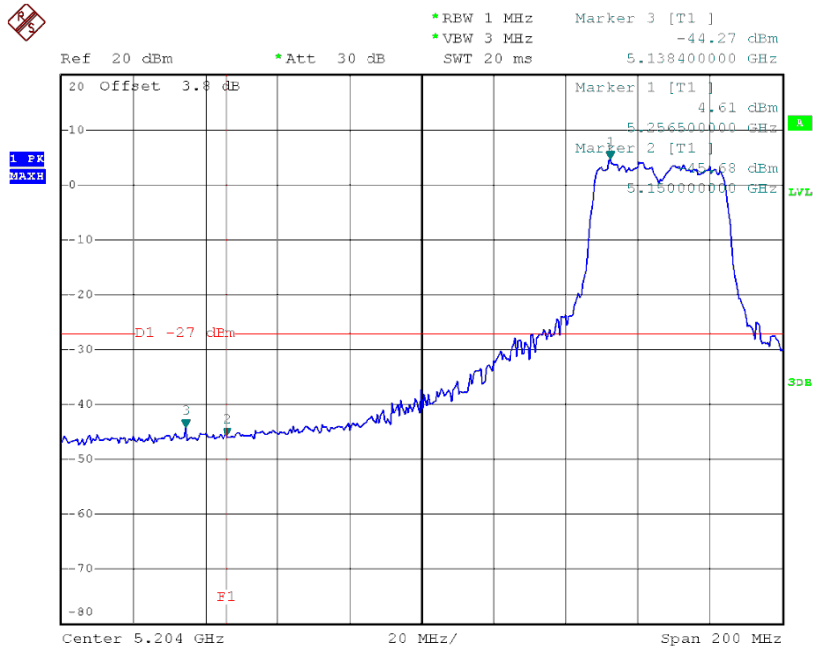
### TX mode CH64



Date: 23.JUL.2014 06:47:24

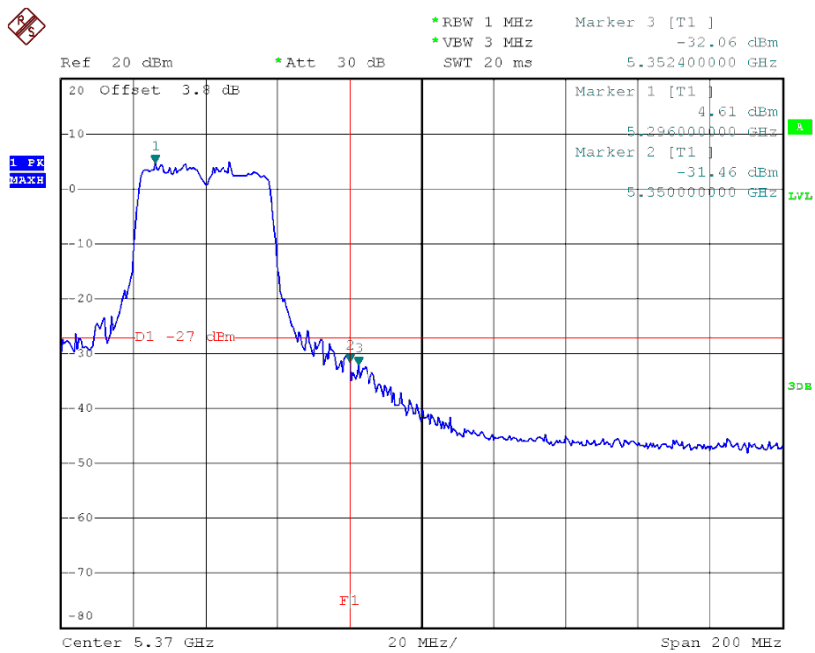
**Test Mode :** Band 2/TX N40 Mode\_ANT 1

**TX mode CH54**



Date: 22.JUL.2014 23:53:43

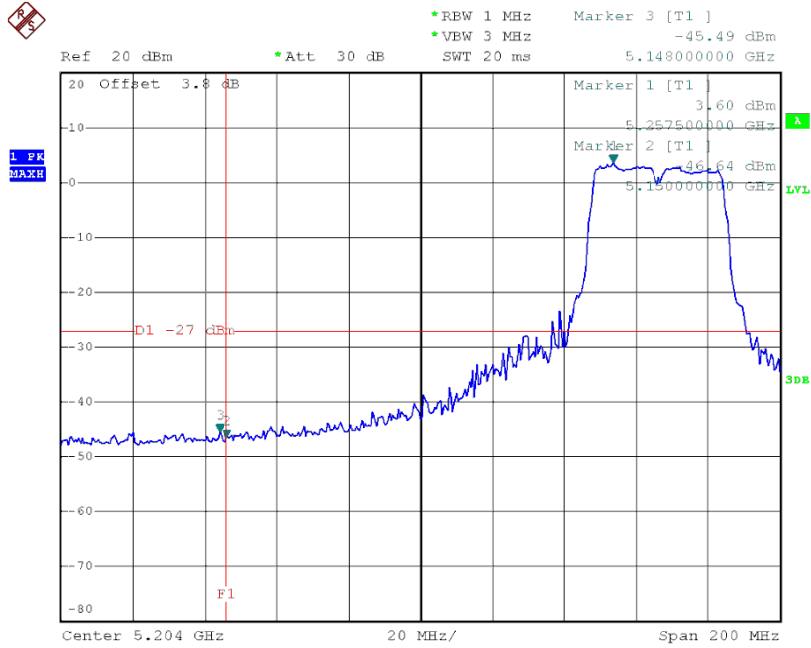
**TX mode CH62**



Date: 22.JUL.2014 23:48:23

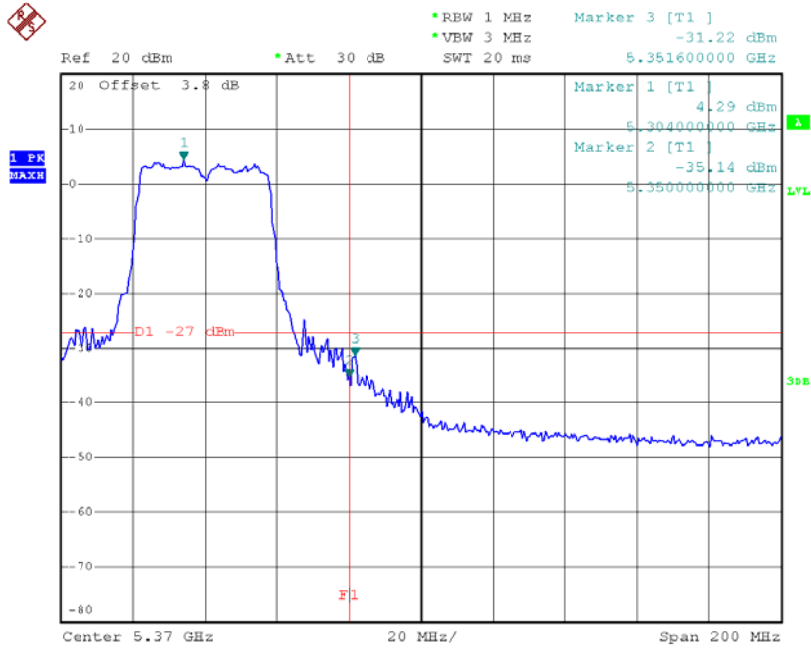
Test Mode : Band 2/TX N40 Mode\_ANT 2

### TX mode CH54



Date: 22.JUL.2014 23:53:56

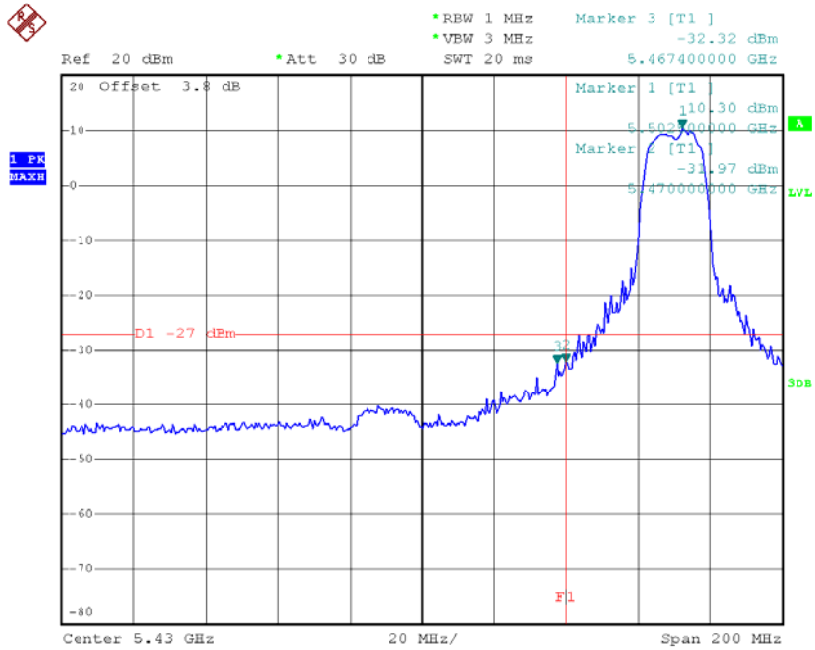
### TX mode CH62



Date: 22.JUL.2014 23:48:37

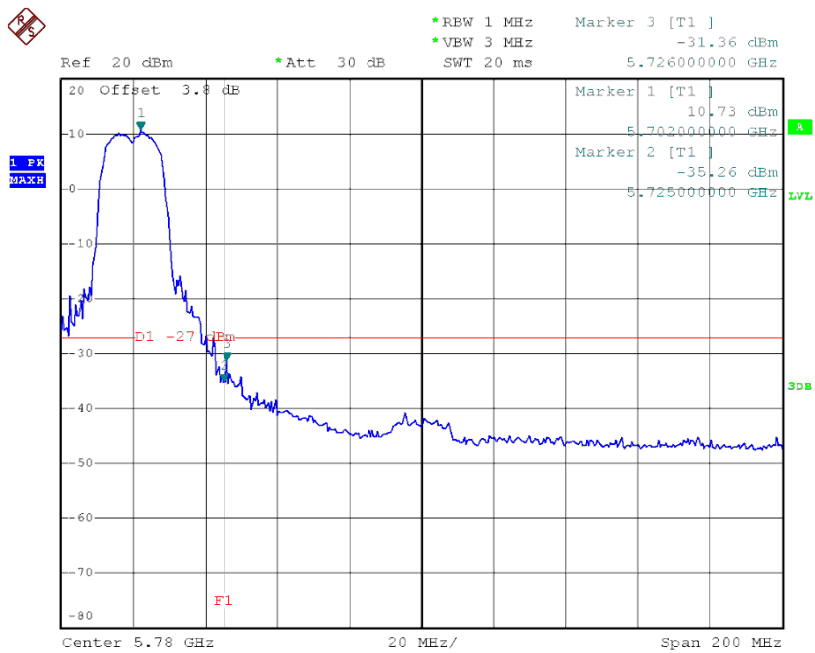
Test Mode : Band 3/TX A Mode

### TX mode CH100



Date: 22.JUL.2014 21:10:48

### TX mode CH140

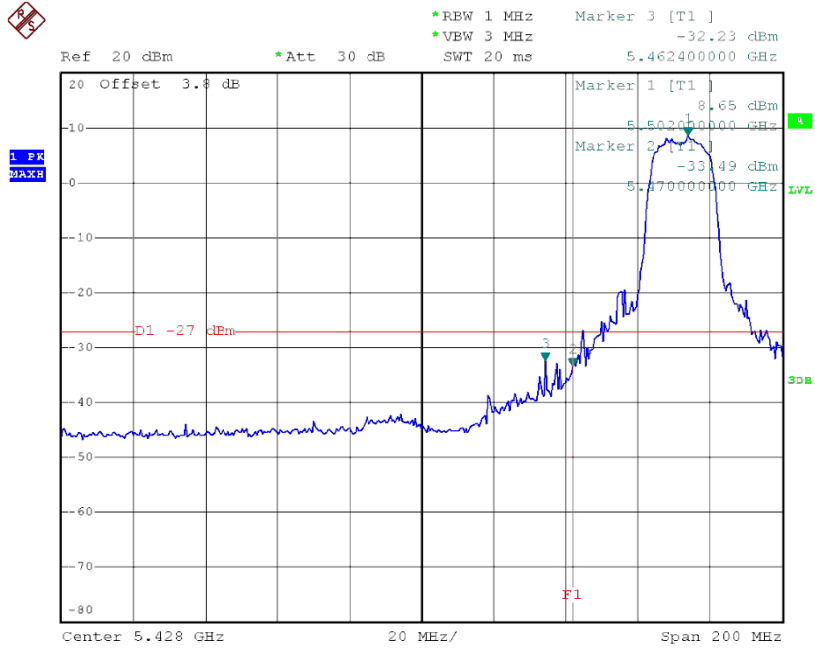


Date: 22.JUL.2014 21:13:45



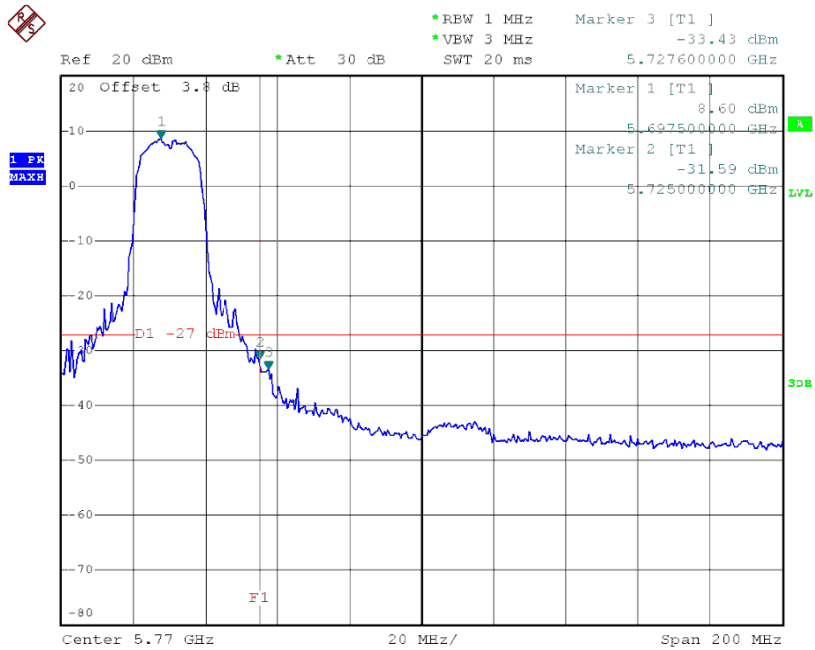
Test Mode : Band 3/TX N20 Mode\_ANT 1

### TX mode CH100



Date: 23.JUL.2014 06:53:47

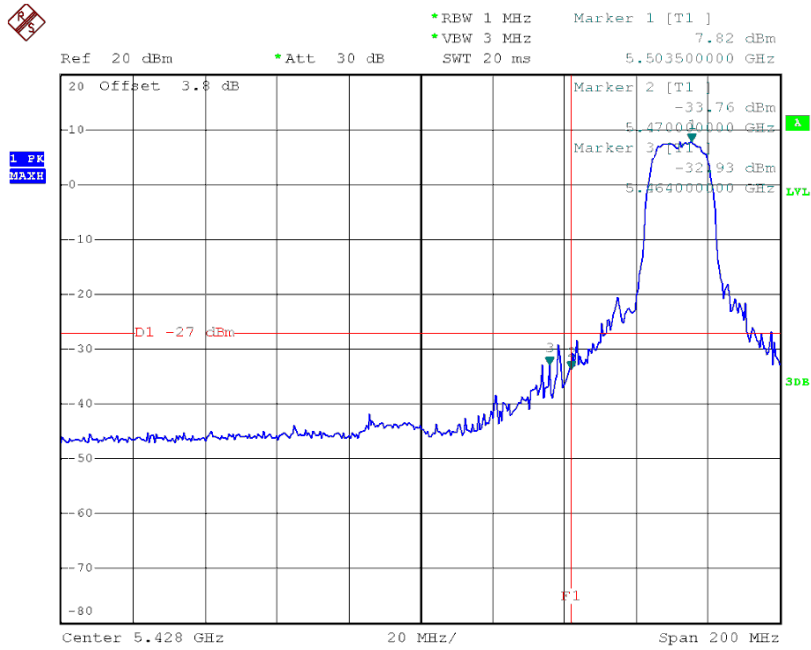
### TX mode CH140



Date: 23.JUL.2014 06:56:36

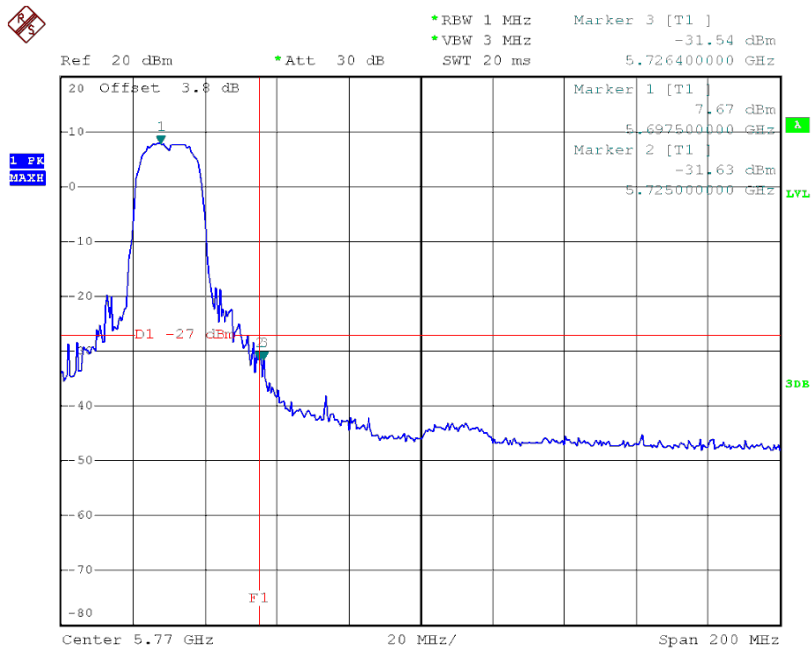
Test Mode : Band 3/TX N20 Mode\_ANT 2

### TX mode CH100



Date: 23.JUL.2014 06:54:02

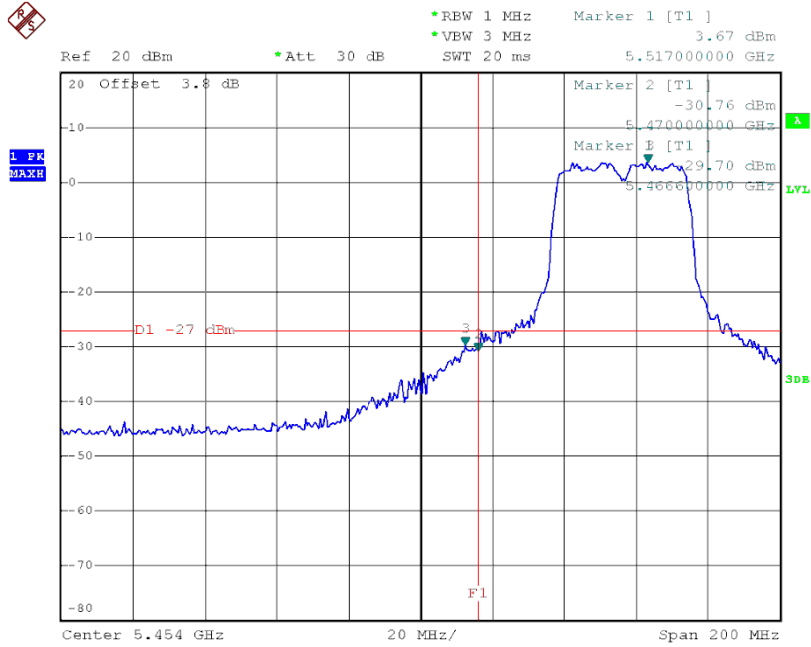
### TX mode CH140



Date: 23.JUL.2014 06:56:53

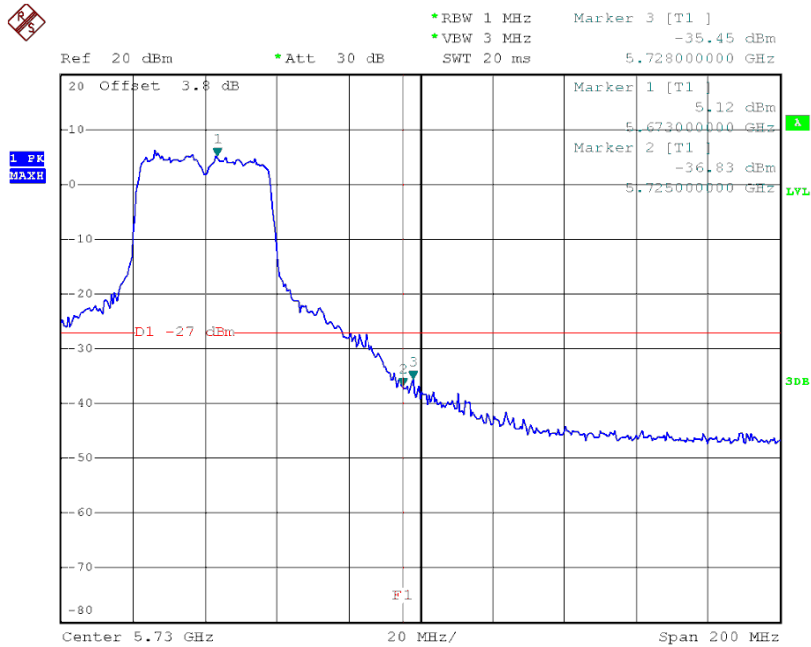
Test Mode : Band 3/TX N40 Mode\_ANT 1

### TX mode CH102



Date: 22.JUL.2014 23:46:55

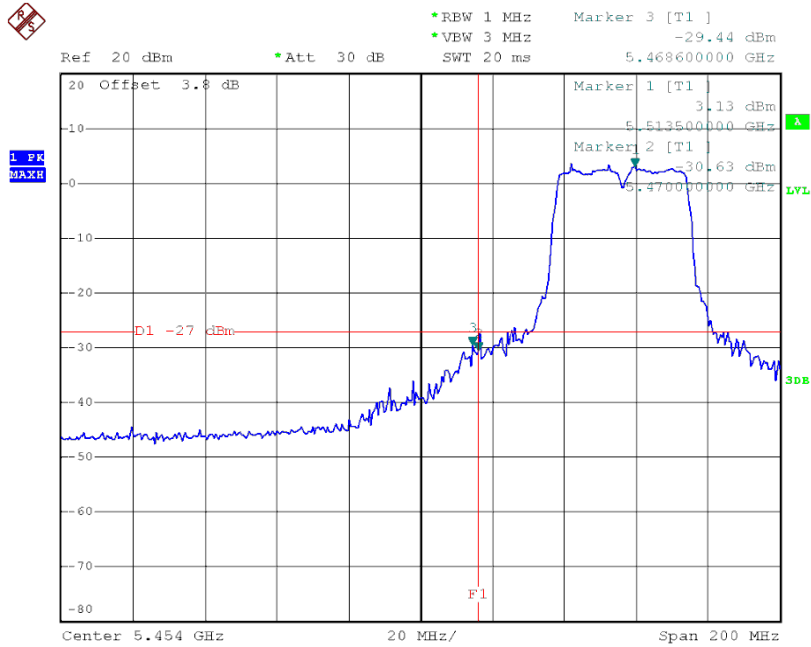
### TX mode CH134



Date: 22.JUL.2014 23:42:17

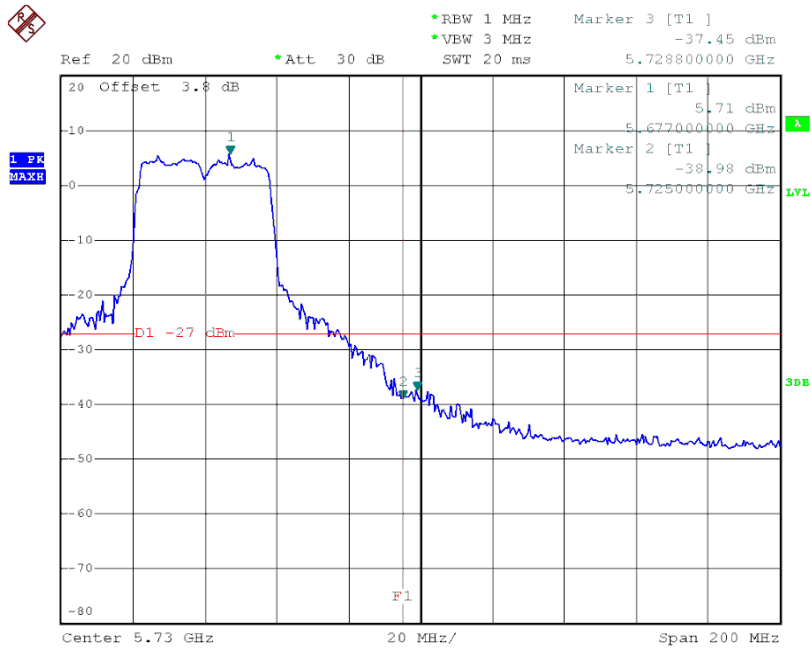
Test Mode : Band 3/TX N40 Mode\_ANT 2

### TX mode CH102



Date: 22.JUL.2014 23:47:09

### TX mode CH134

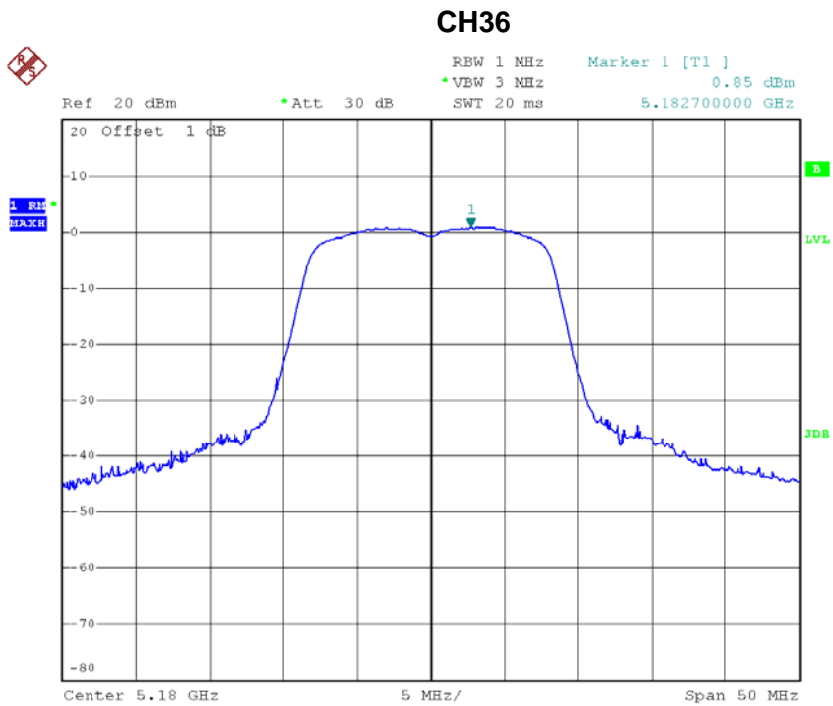


Date: 22.JUL.2014 23:42:35

## ATTACHMENTH - POWER SPECTRAL DENSITY

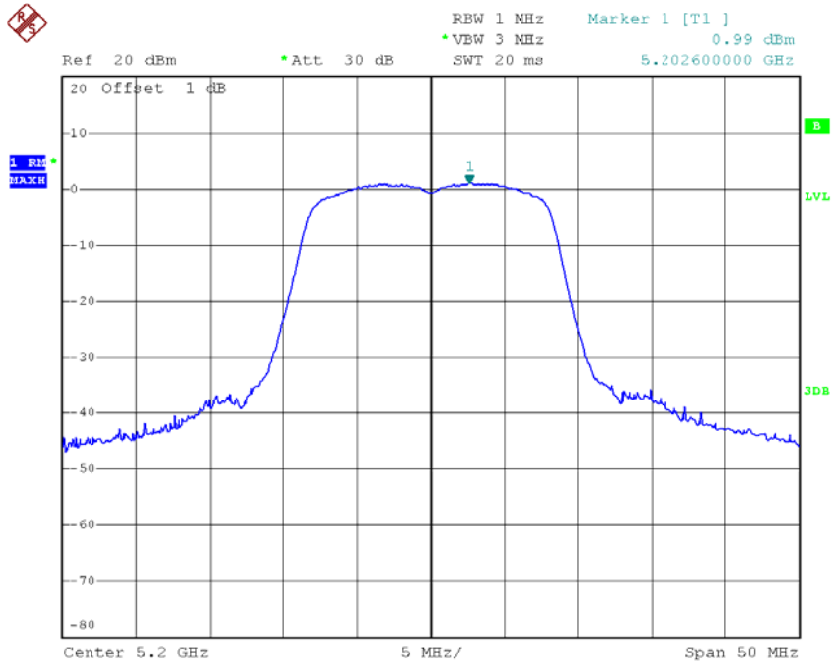
**Test Mode :Band 1/TX A Mode\_CH36/40/48**

Test Channel	Frequency (MHz)	Power Density (dBm)	LIMIT (dBm)
CH36	5180	0.85	4.00
CH40	5200	0.99	4.00
CH48	5240	0.72	4.00



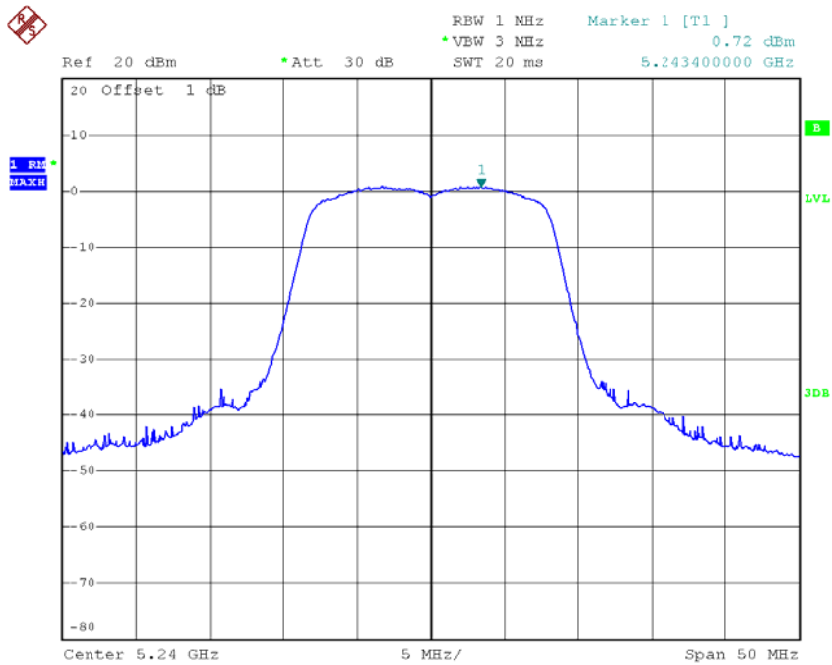
Date: 22.JUL.2014 20:50:08

### CH40



Date: 22.JUL.2014 20:51:40

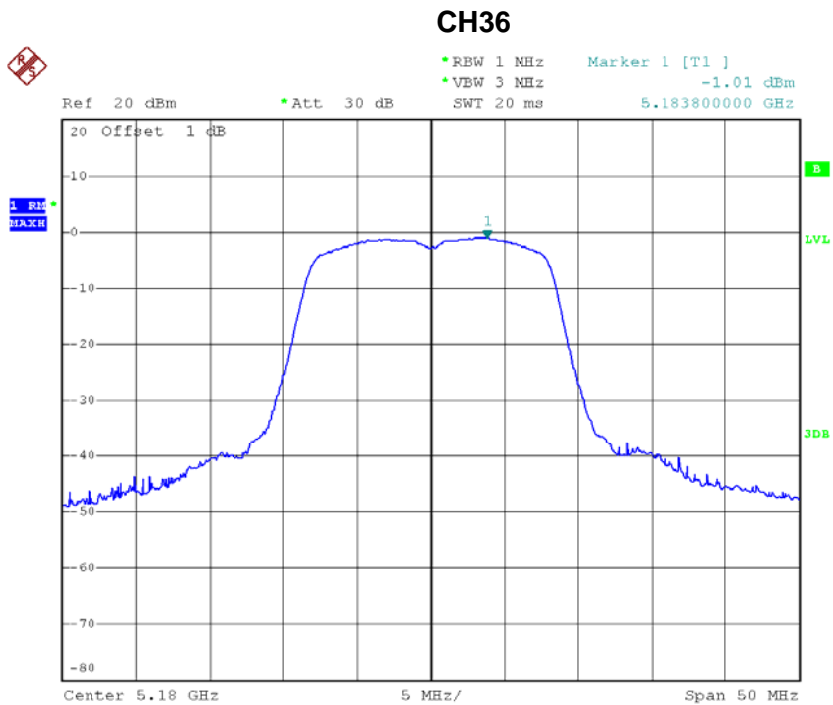
### CH48



Date: 22.JUL.2014 20:55:42

**Test Mode :Band 1/TX N20 Mode\_CH36/40/48\_ANT 1**

Test Channel	Frequency (MHz)	Power Density (dBm)	LIMIT (dBm)
CH36	5180	-1.01	4.00
CH40	5200	-1.07	4.00
CH48	5240	-1.31	4.00



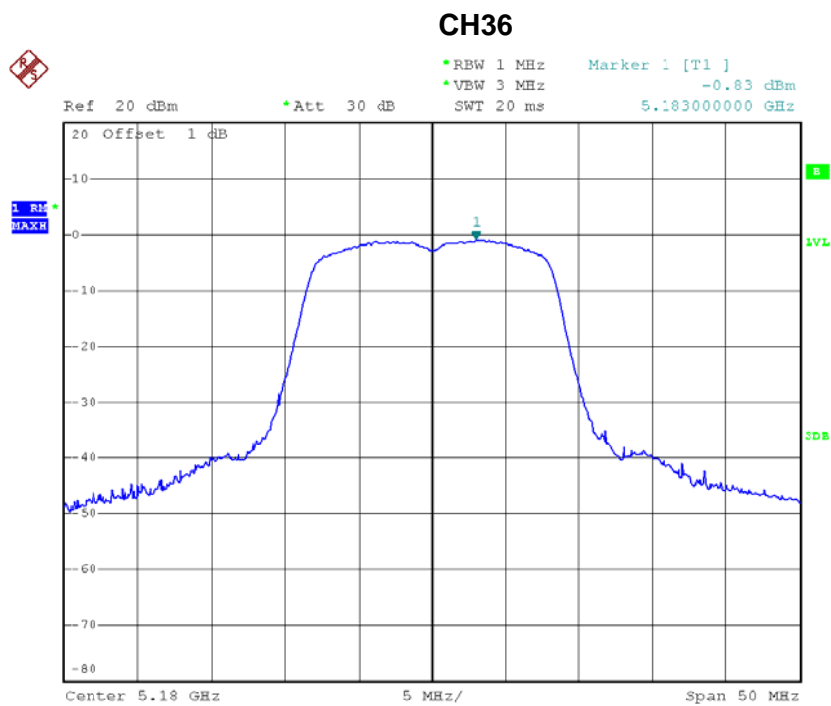
Date: 23.JUL.2014 06:09:34





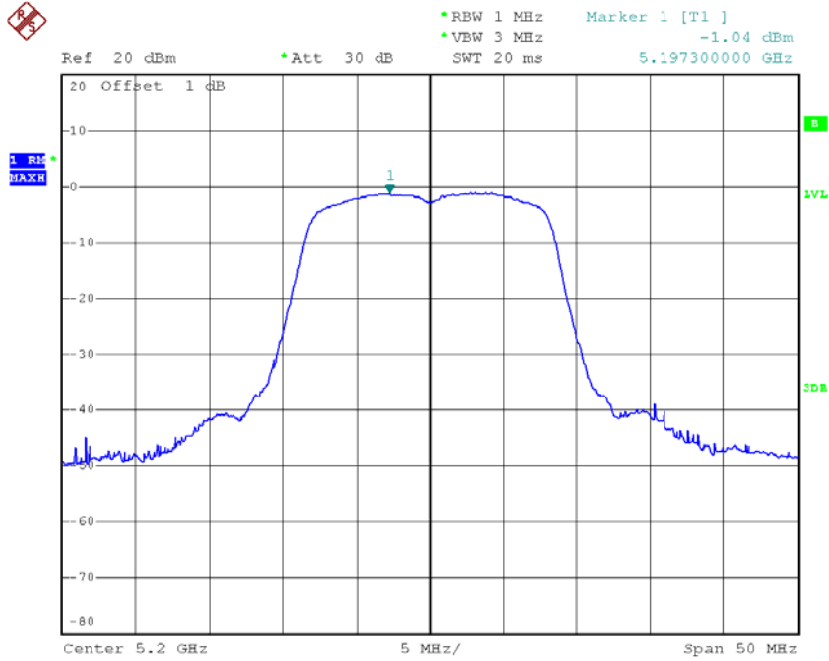
**Test Mode :Band 1/TX N20 Mode\_CH36/40/48\_ANT 2**

Test Channel	Frequency (MHz)	Power Density (dBm)	LIMIT (dBm)
CH36	5180	-0.83	4.00
CH40	5200	-1.04	4.00
CH48	5240	-1.47	4.00



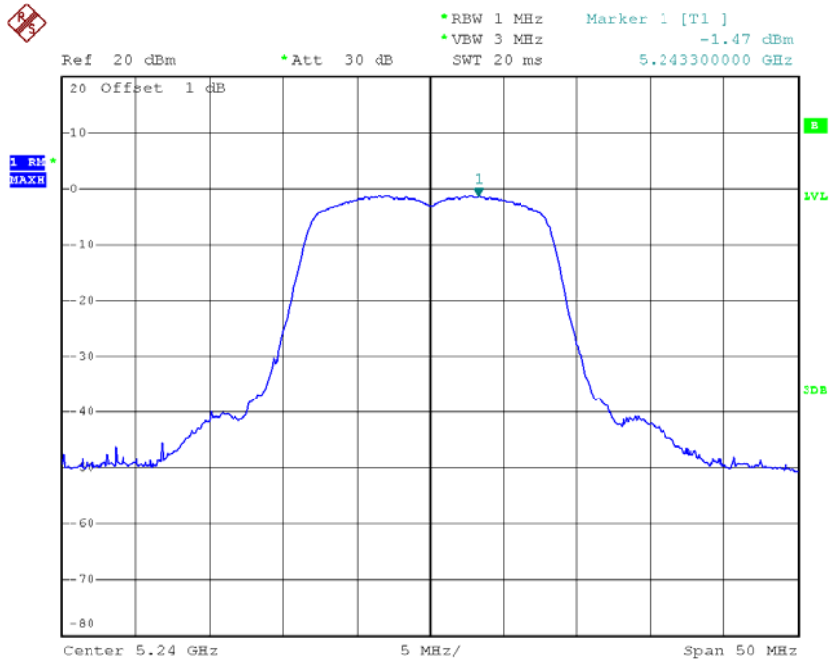
Date: 23.JUL.2014 06:09:41

### CH40



Date: 23.JUL.2014 06:10:47

### CH48



Date: 23.JUL.2014 06:15:36

**Test Mode :Band 1/TX N40 Mode\_CH38/46\_ANT 1**

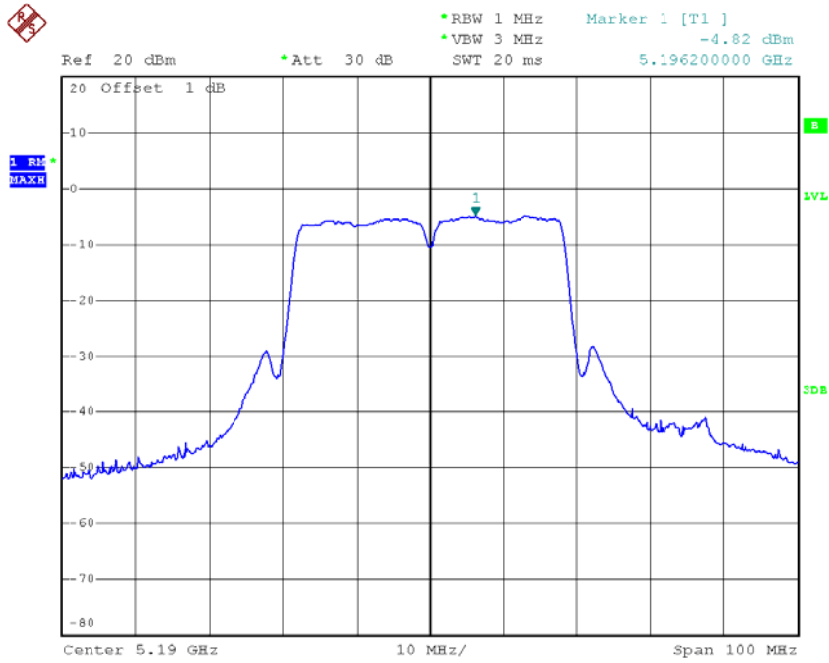
Test Channel	Frequency (MHz)	Power Density (dBm)	LIMIT (dBm)
CH38	5190	-4.88	4.00
CH46	5230	-4.65	4.00



**Test Mode :Band 1/TX N40 Mode\_CH38/46\_ANT 2**

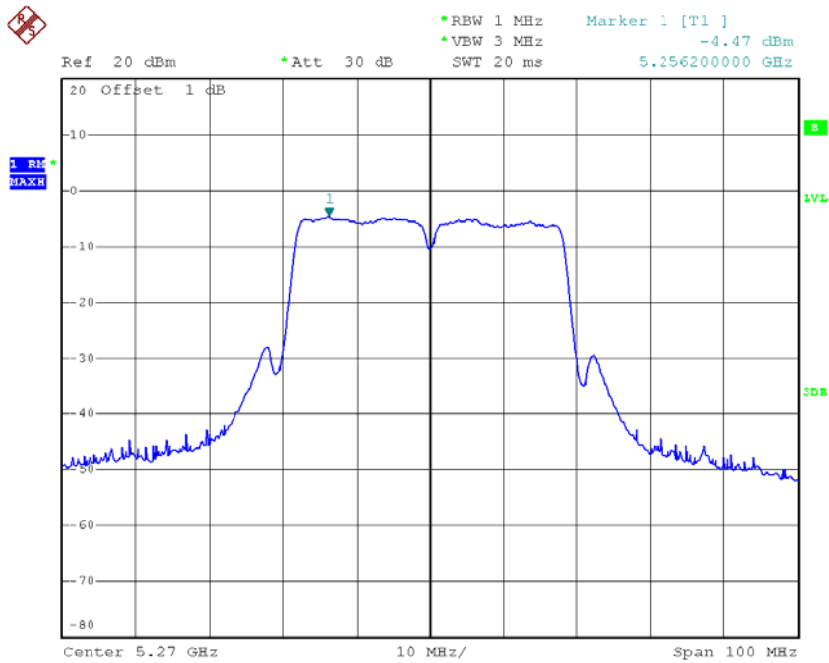
Test Channel	Frequency (MHz)	Power Density (dBm)	LIMIT (dBm)
CH38	5190	-4.82	4.00
CH46	5230	-4.47	4.00

**CH38**



Date: 22.JUL.2014 23:57:01

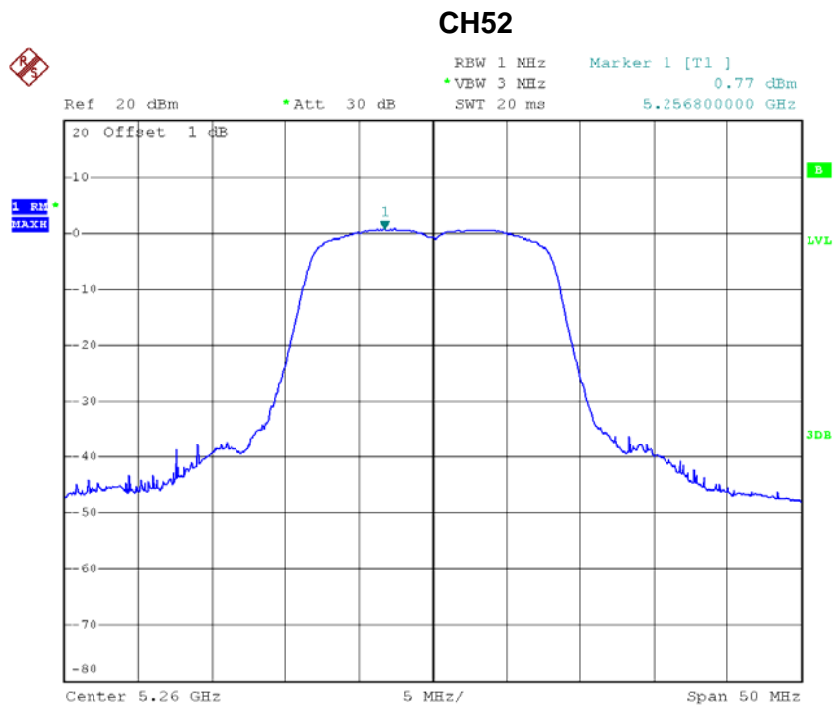
**CH46**



Date: 22.JUL.2014 23:50:29

**Test Mode :Band 2/TX A Mode\_CH52/60/64**

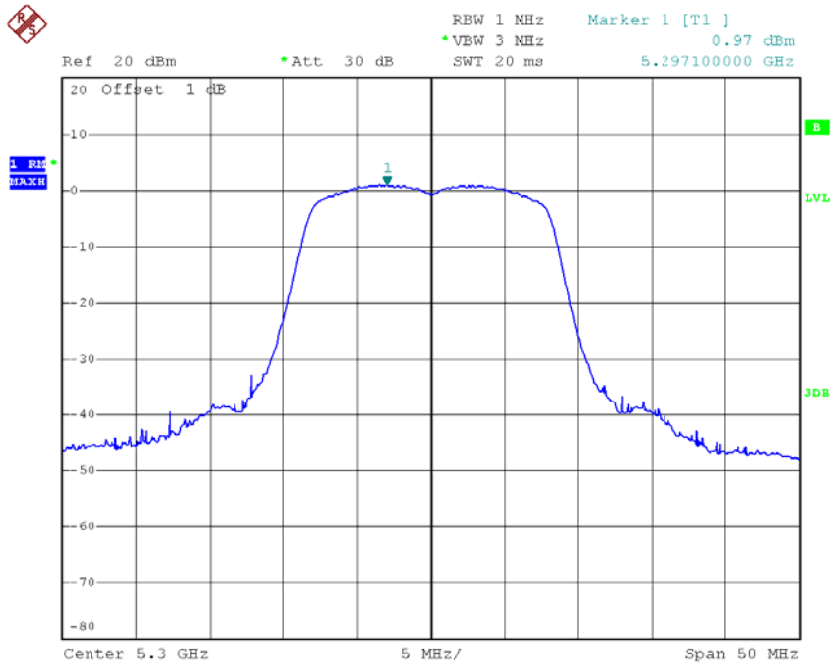
Test Channel	Frequency (MHz)	Power Density (dBm)	LIMIT (dBm)
CH52	5260	0.77	11
CH60	5300	0.97	11
CH64	5320	1.11	11



Date: 22.JUL.2014 20:59:27

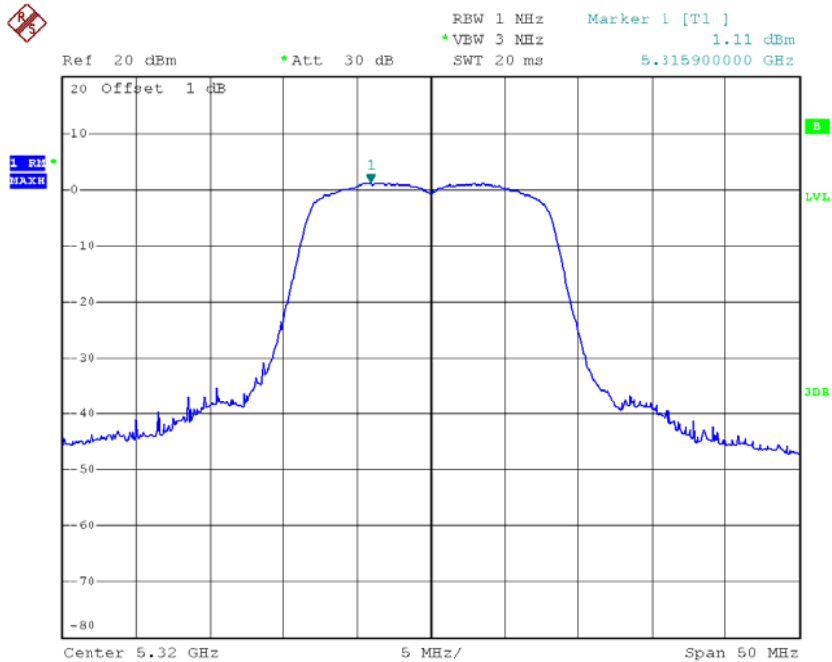


### CH60



Date: 22.JUL.2014 21:04:00

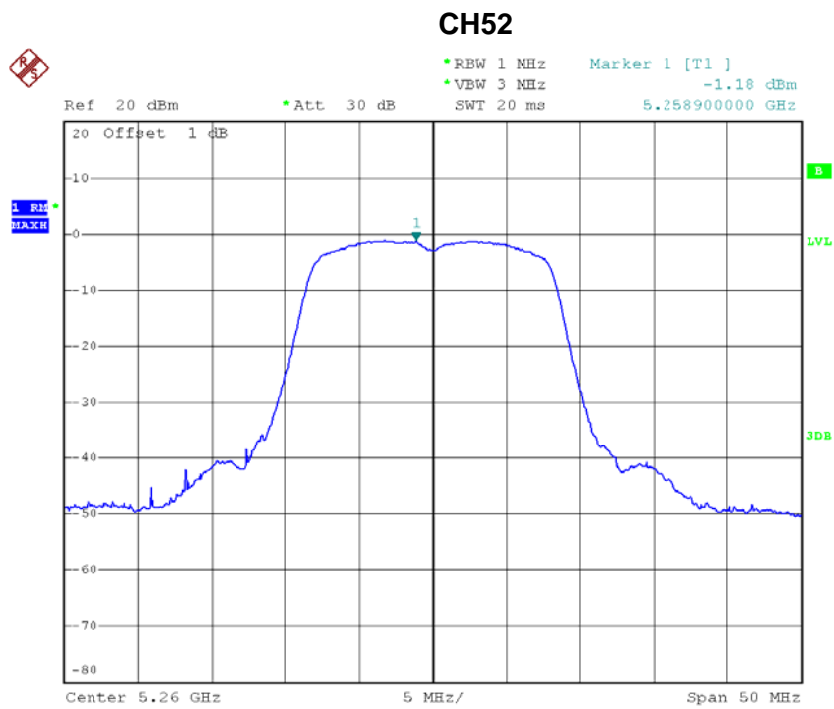
### CH64



Date: 22.JUL.2014 21:05:46

**Test Mode :Band 2/TX N20 Mode\_CH52/60/64\_ANT 1**

Test Channel	Frequency (MHz)	Power Density (dBm)	LIMIT (dBm)
CH52	5260	-1.18	11
CH60	5280	-1.14	11
CH64	5320	-0.81	11

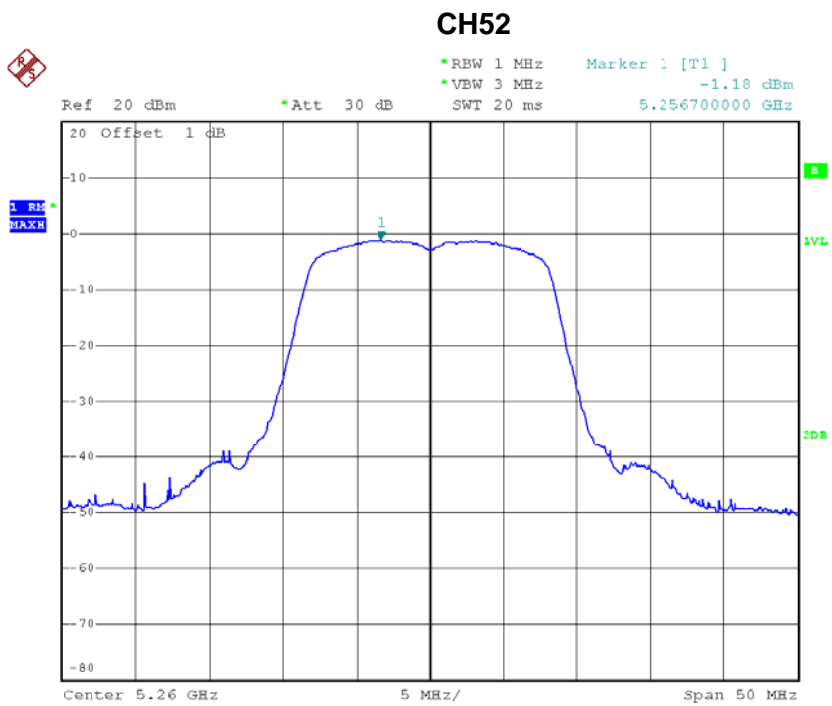


Date: 23.JUL.2014 06:16:20

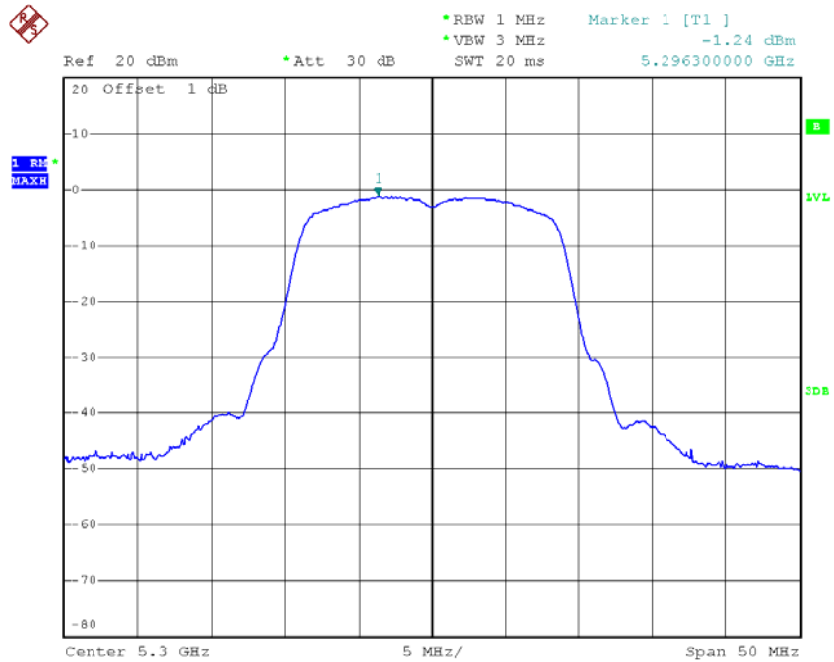


**Test Mode :Band 2/TX N20 Mode\_CH52/60/64\_ANT 2**

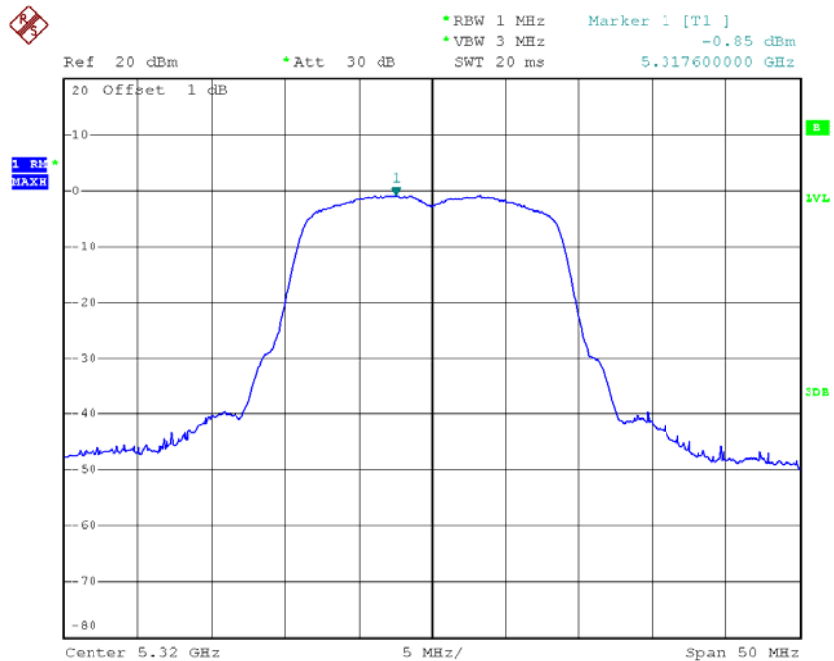
Test Channel	Frequency (MHz)	Power Density (dBm)	LIMIT (dBm)
CH52	5260	-1.18	11
CH60	5300	-1.24	11
CH64	5320	-0.85	11



Date: 23.JUL.2014 06:16:26

**CH60**

Date: 23.JUL.2014 06:45:48

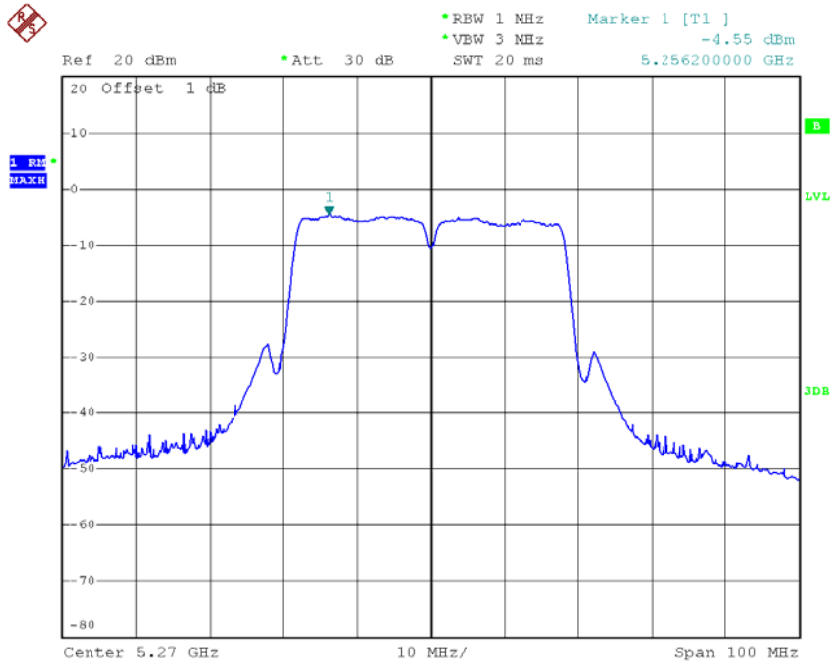
**CH64**

Date: 23.JUL.2014 06:46:14

**Test Mode :Band 2/TX N40 Mode\_CH54/62\_ANT 1**

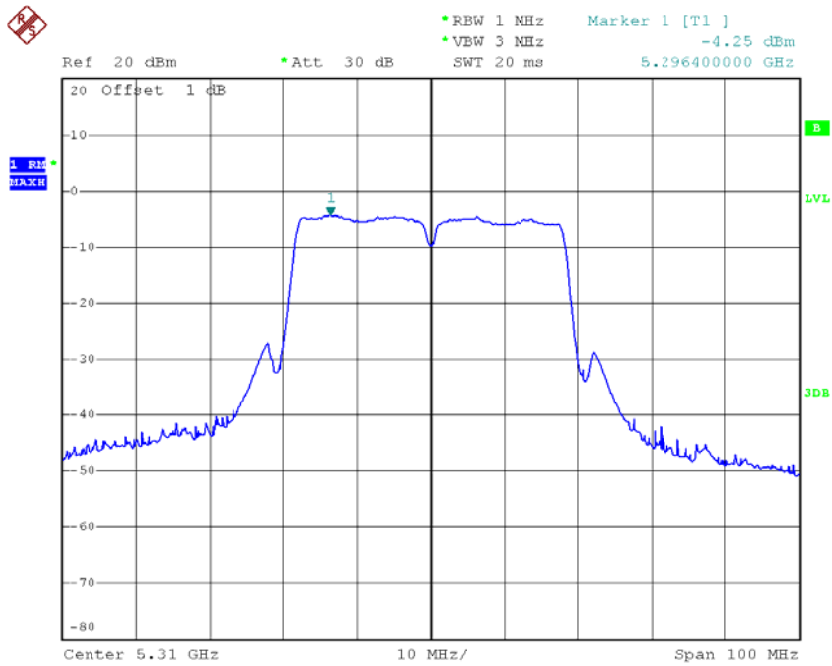
Test Channel	Frequency (MHz)	Power Density (dBm)	LIMIT (dBm)
CH54	5270	-4.55	11
CH62	5310	-4.25	11

### CH54



Date: 22.JUL.2014 23:50:23

### CH62



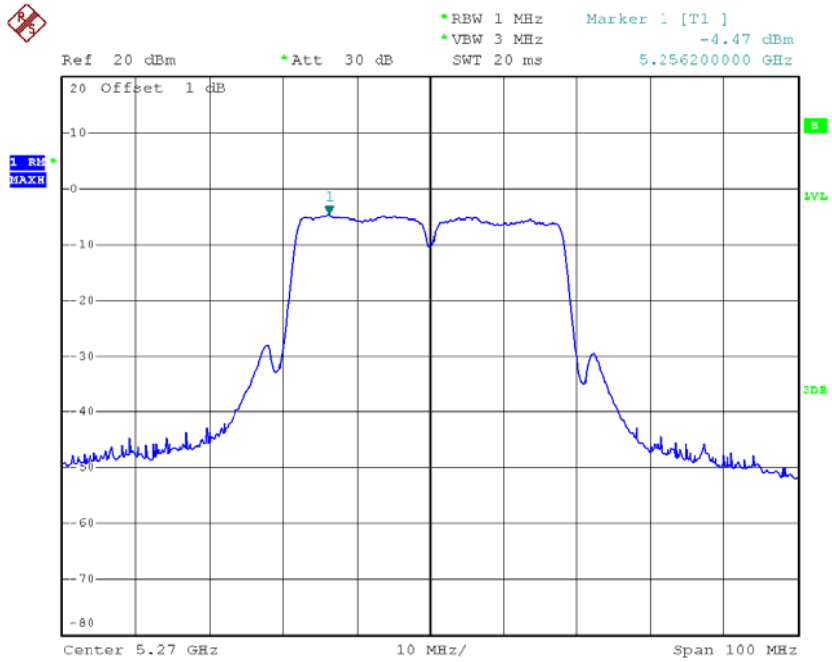
Date: 22.JUL.2014 23:49:10

**Test Mode :Band 2/TX N40 Mode\_CH54/62\_ANT 2**

Test Channel	Frequency (MHz)	Power Density (dBm)	LIMIT (dBm)
CH54	5270	-4.47	11
CH62	5310	-4.11	11

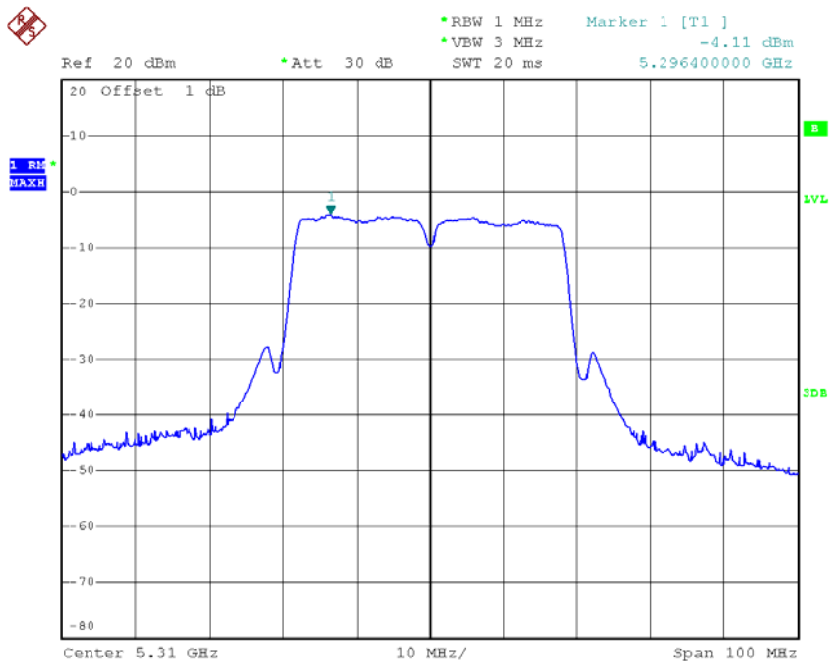


### CH54



Date: 22.JUL.2014 23:50:29

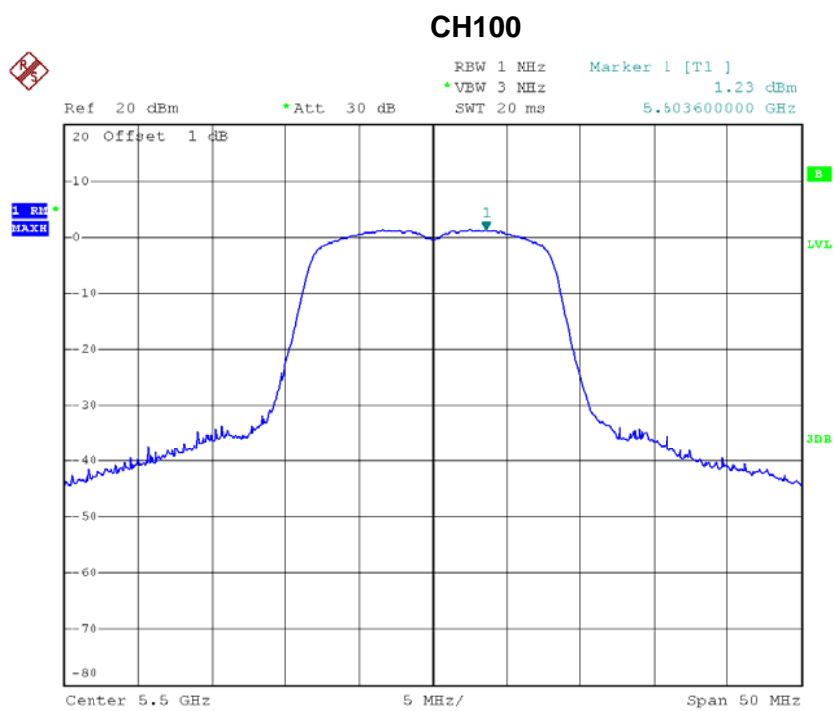
### CH62



Date: 22.JUL.2014 23:49:17

**Test Mode :Band 3/TX A Mode\_CH100/116/140**

Test Channel	Frequency (MHz)	Power Density (dBm)	LIMIT (dBm)
CH100	5500	1.23	11
CH116	5580	0.36	11
CH140	5700	1.76	11

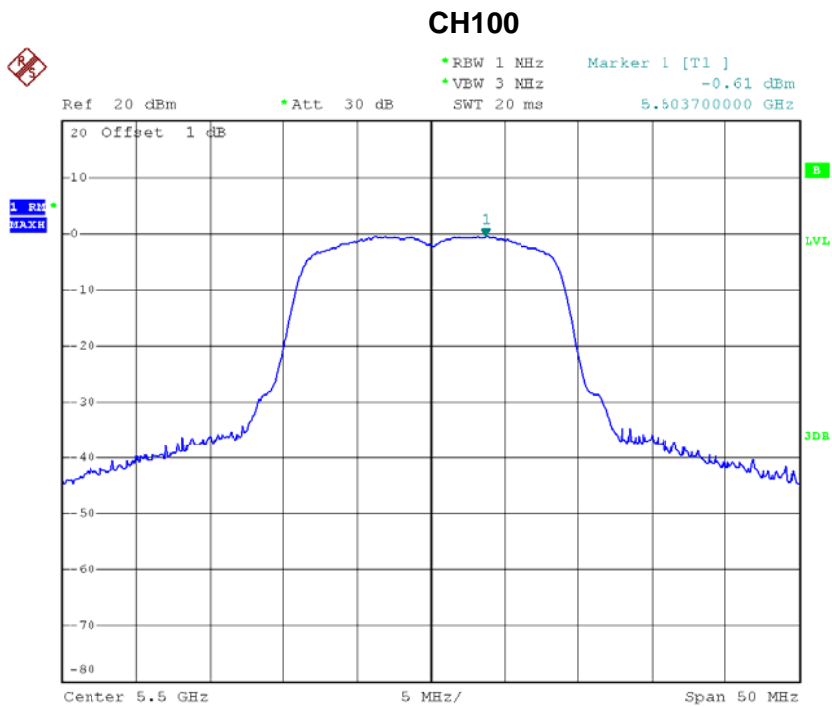


Date: 22.JUL.2014 21:09:33



**Test Mode :Band 3/TX N20 Mode\_CH100/116/140\_ANT 1**

Test Channel	Frequency (MHz)	Power Density (dBm)	LIMIT (dBm)
CH100	5500	-0.61	11
CH116	5580	-1.45	11
CH140	5700	-0.01	11

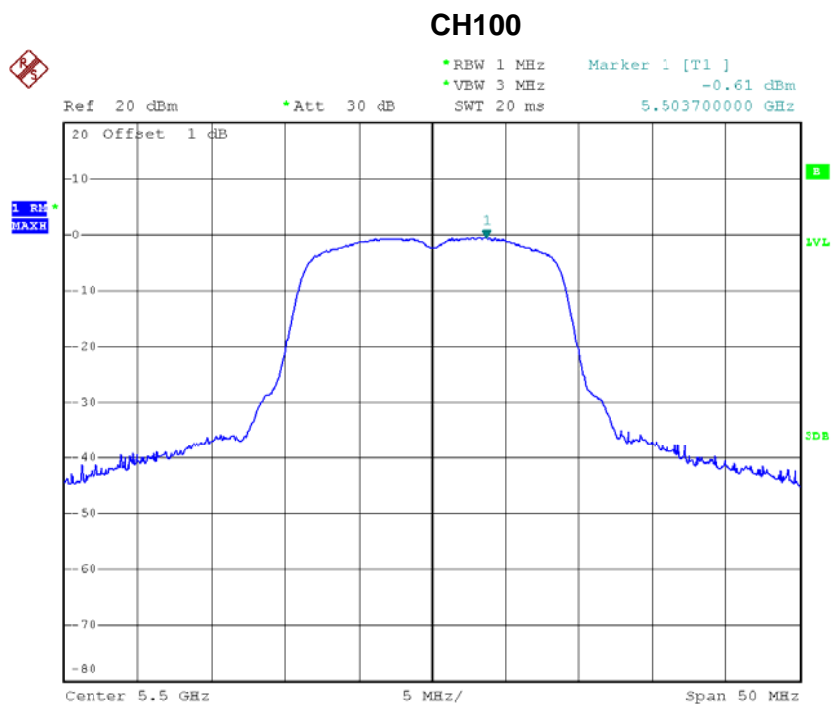


Date: 23.JUL.2014 06:54:28



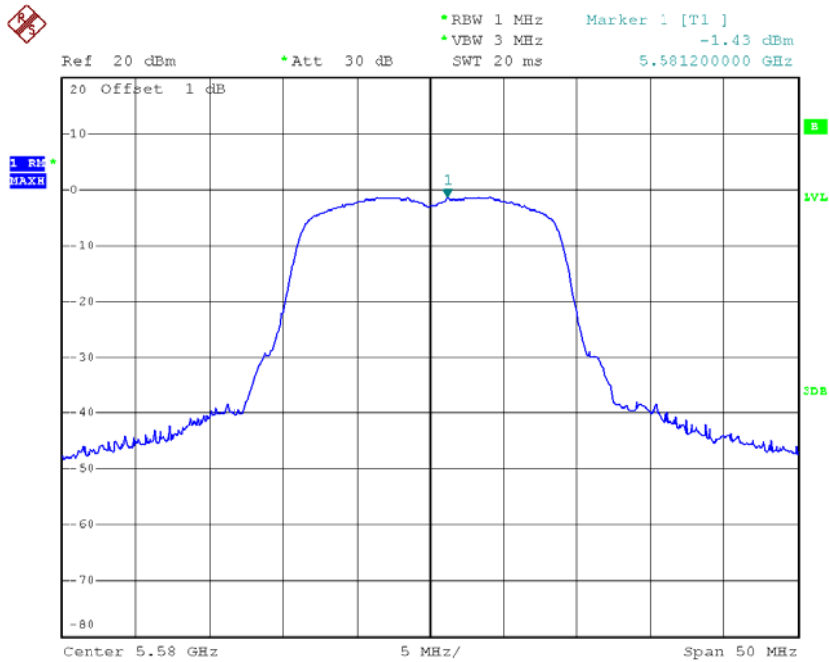
**Test Mode :Band 3/TX N20 Mode\_CH100/116/140\_ANT 2**

Test Channel	Frequency (MHz)	Power Density (dBm)	LIMIT (dBm)
CH100	5500	-0.61	11
CH116	5580	-1.43	11
CH140	5700	-0.14	11



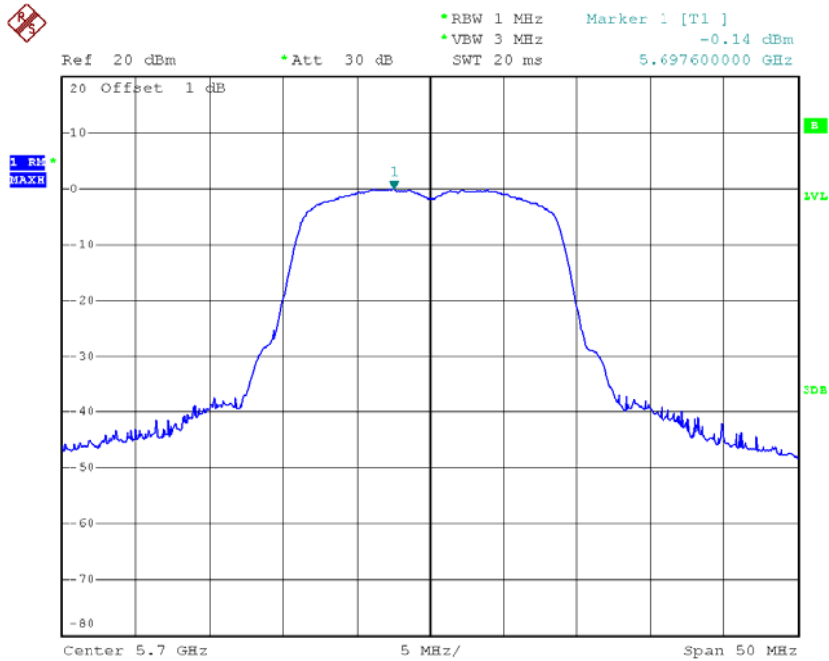
Date: 23.JUL.2014 06:54:33

### CH116



Date: 23.JUL.2014 06:54:57

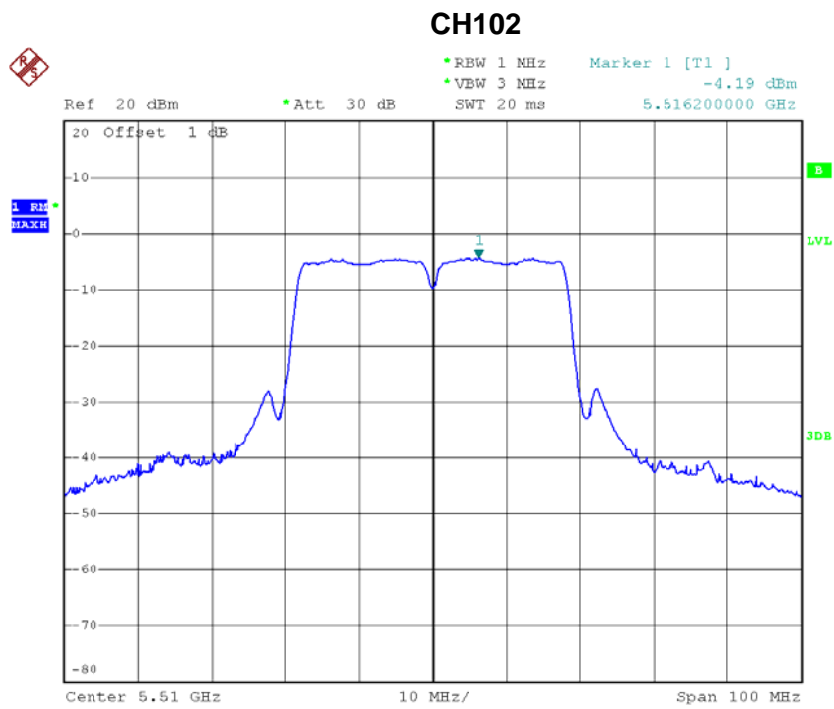
### CH140



Date: 23.JUL.2014 06:55:17

**Test Mode :Band 3/TX N40 Mode\_CH102/110/134\_ANT 1**

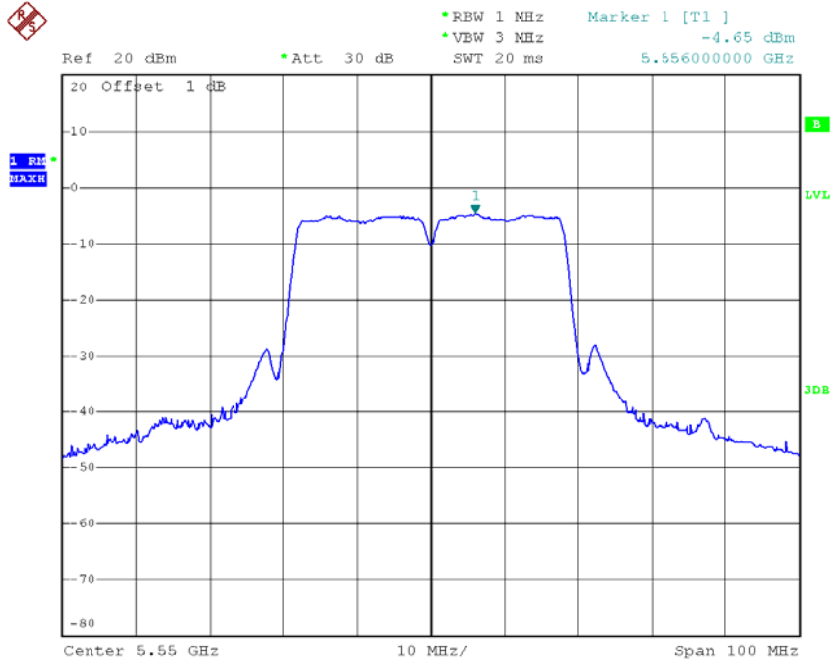
Test Channel	Frequency (MHz)	Power Density (dBm)	LIMIT (dBm)
CH102	5510	-4.19	11
CH110	5550	-4.65	11
CH134	5670	-2.95	11



Date: 22.JUL.2014 23:44:20

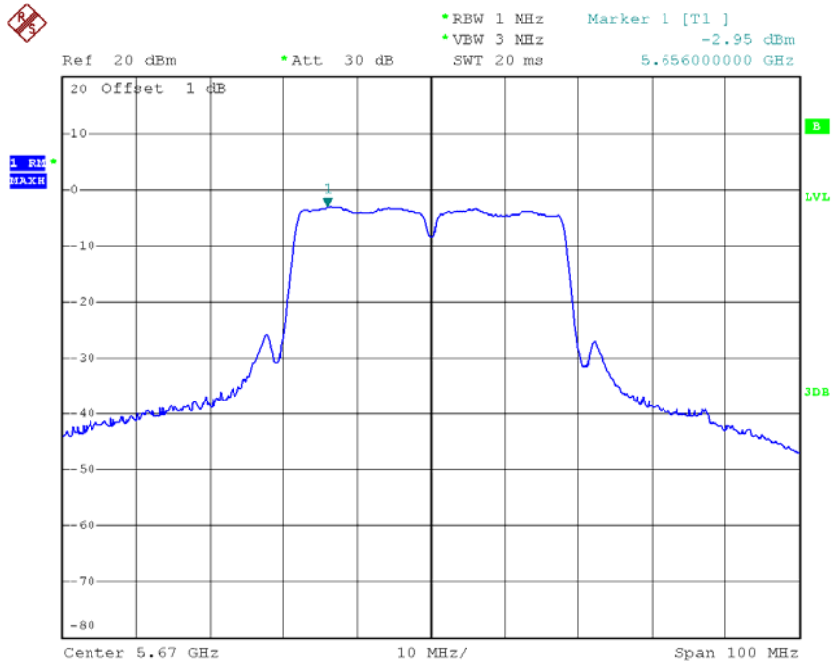


### CH110



Date: 22.JUL.2014 23:43:43

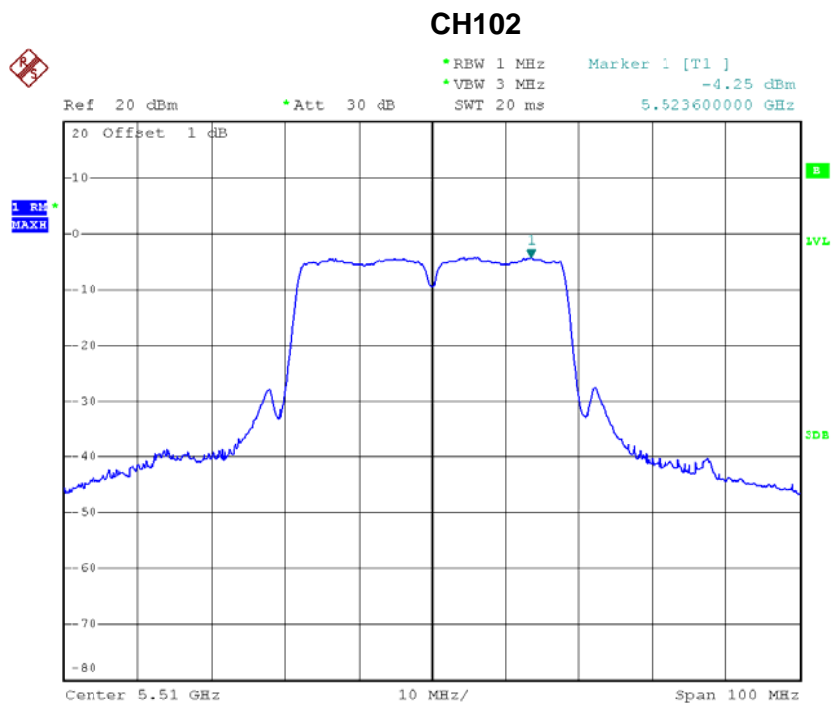
### CH134



Date: 22.JUL.2014 23:39:16

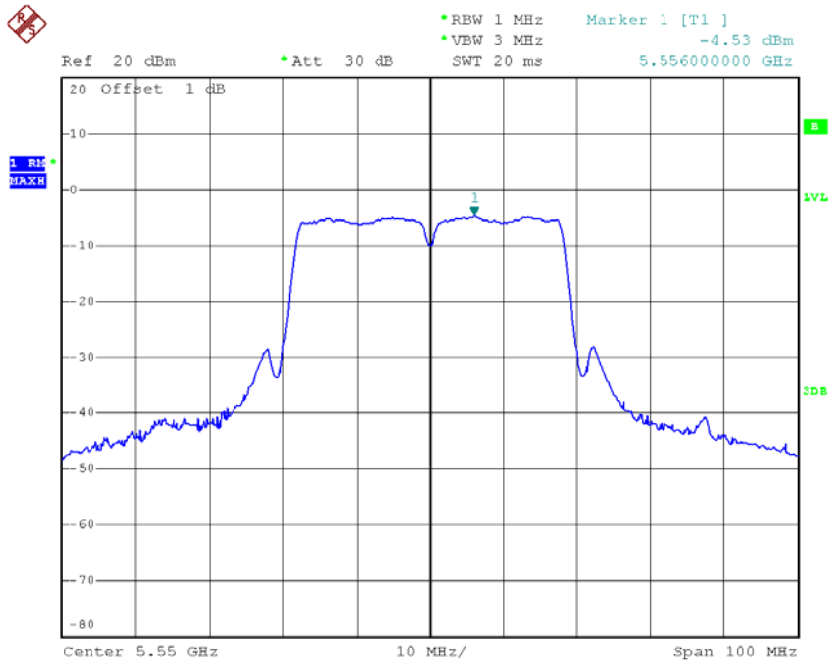
**Test Mode :Band 3/TX N40 Mode\_CH102/110/134\_ANT 2**

Test Channel	Frequency (MHz)	Power Density (dBm)	LIMIT (dBm)
CH102	5510	-4.25	11
CH110	5550	-4.53	11
CH134	5670	-3.00	11



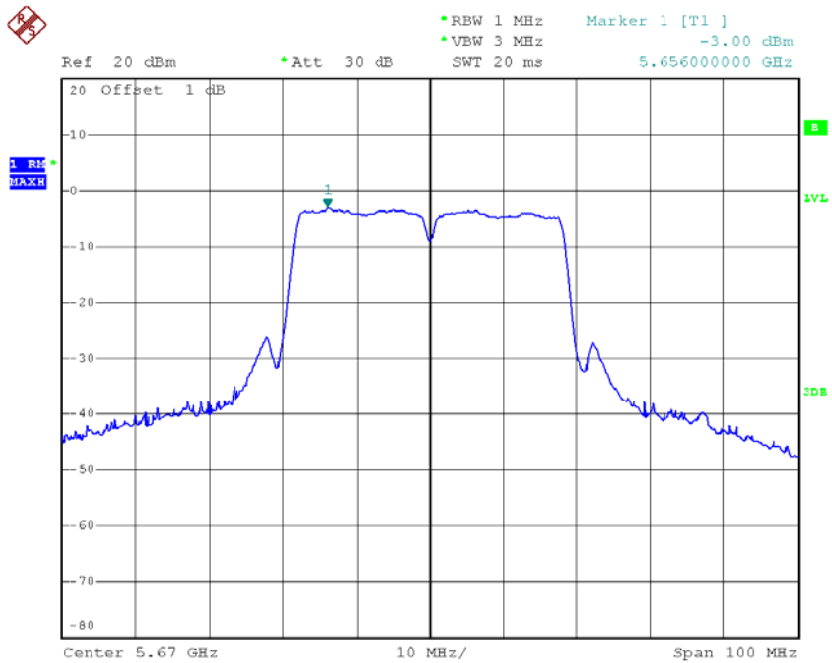
Date: 22.JUL.2014 23:44:28

### CH110



Date: 22.JUL.2014 23:43:50

### CH134



Date: 22.JUL.2014 23:39:27

## ATTACHMENTI-FREQUENCY STABILITY

<b>Test Mode :</b>	<b>Band 1</b>
--------------------	---------------

**Voltage vs. Frequency Stability**

<b>Voltage</b>	<b>Measurement Frequency (MHz)</b>
(V)	5180
132	5180.008780
120	5180.008720
102	5180.008800
Max. Deviation (MHz)	0.008800
Max. Deviation (ppm)	1.70

**Temperature vs. Frequency Stability**

<b>Temperature</b>	<b>Measurement Frequency (MHz)</b>
(°C)	5180
-5	5180.008900
5	5180.008500
15	5180.008000
25	5180.008000
35	5180.008000
45	5180.008000
50	5180.008000
Max. Deviation (MHz)	0.008900
Max. Deviation (ppm)	1.718147

<b>Test Mode :</b>	<b>Band 2</b>
--------------------	---------------

**Voltage vs. Frequency Stability**

<b>Voltage</b>	<b>Measurement Frequency (MHz)</b>
(V)	5320
138	5320.002400
120	5320.002900
102	5320.007800
Max. Deviation (MHz)	0.007800
Max. Deviation (ppm)	1.47

**Temperature vs. Frequency Stability**

<b>Temperature</b>	<b>Measurement Frequency (MHz)</b>
(°C)	5320
-5	5320.005590
5	5320.005190
15	5320.004120
25	5320.004120
35	5320.004120
45	5320.004120
50	5320.004120
Max. Deviation (MHz)	0.005590
Max. Deviation (ppm)	1.050752

<b>Test Mode :</b>	<b>Band 3</b>
--------------------	---------------

**Voltage vs. Frequency Stability**

<b>Voltage</b>	<b>Measurement Frequency (MHz)</b>
(V)	5700
138	5700.000000
120	5700.002600
102	5700.004800
Max. Deviation (MHz)	0.004800
Max. Deviation (ppm)	0.84

**Temperature vs. Frequency Stability**

<b>Temperature</b>	<b>Measurement Frequency (MHz)</b>
(°C)	5700
-5	5700.006790
5	5700.006730
15	5700.004810
25	5700.004810
35	5700.004810
45	5700.004810
50	5700.004810
Max. Deviation (MHz)	0.006790
Max. Deviation (ppm)	1.191228