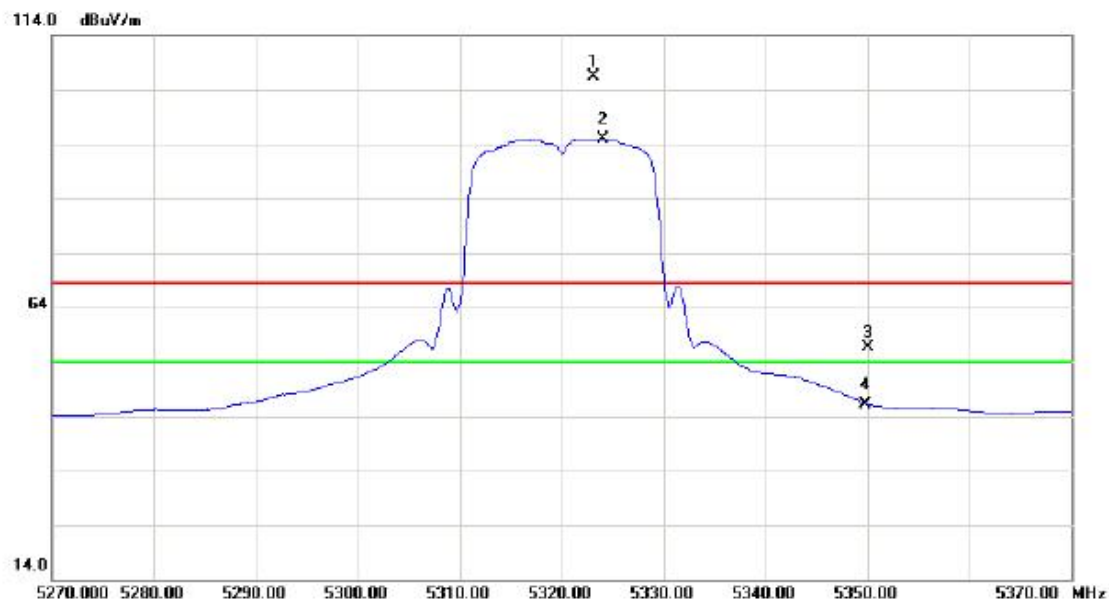


Orthogonal Axis :	X
Test Mode :	UNII-2A/ TX N20 Mode 5320MHz

Horizontal



No.	Mk.	Freq. MHz	Reading Level dBuV	Correct Factor dB	Measure- ment dBuV/m	Limit dBuV/m	Over dB	Detector	Comment
1	X	5323.100	63.59	42.70	106.29	68.30	37.99	peak	NO LIMIT
2	*	5324.000	52.27	42.71	94.98	54.00	40.98	AVG	NO LIMIT
3		5350.000	13.76	42.81	56.57	68.30	-11.73	peak	
4		5350.000	3.40	42.81	46.21	54.00	-7.79	AVG	

Orthogonal Axis :	X
Test Mode :	UNII-2A/ TX N20 Mode 5320MHz

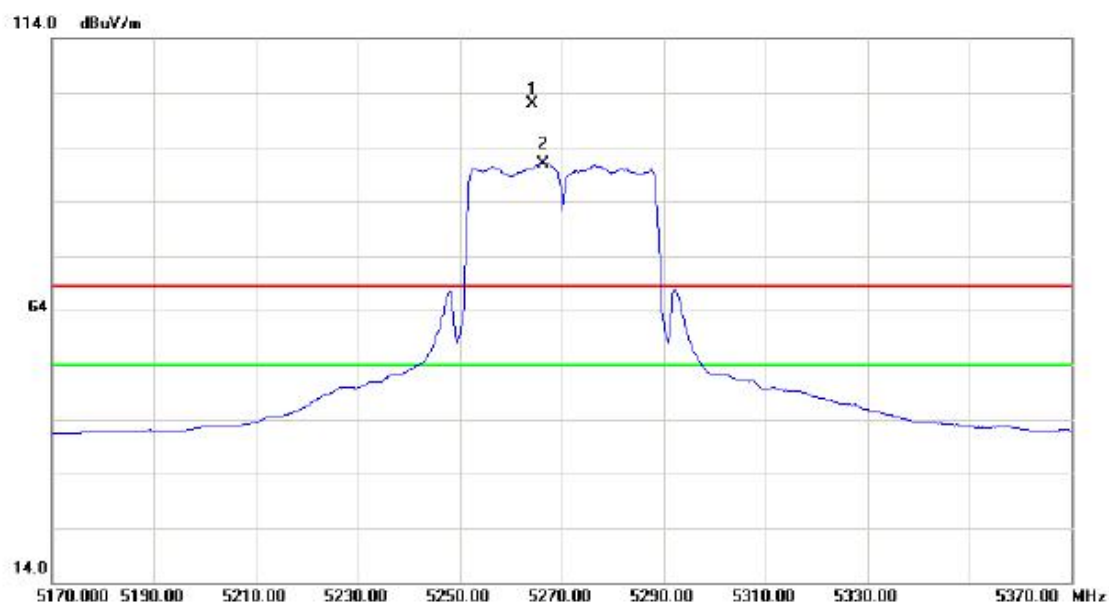
Horizontal



No.	Mk.	Freq. MHz	Reading Level dBuV	Correct Factor dB	Measure- ment dBuV/m	Limit dBuV/m	Over dB	Detector	Comment
1		10641.52	34.89	15.43	50.32	68.00	-17.68	peak	
2	*	10641.76	24.41	15.43	39.84	54.00	-14.16	AVG	

Orthogonal Axis :	X
Test Mode :	UNII-2A/ TX N40 Mode 5270MHz

Vertical



No.	Mk.	Freq. MHz	Reading Level dBuV	Correct Factor dB	Measure- ment dBuV/m	Limit dBuV/m	Over dB	Detector	Comment
1	X	5264.170	59.31	42.46	101.77	68.30	33.47	peak	NO LIMIT
2	*	5266.400	48.51	42.47	90.98	54.00	36.98	AVG	NO LIMIT

Orthogonal Axis :	X
Test Mode :	UNII-2A/ TX N40 Mode 5270MHz

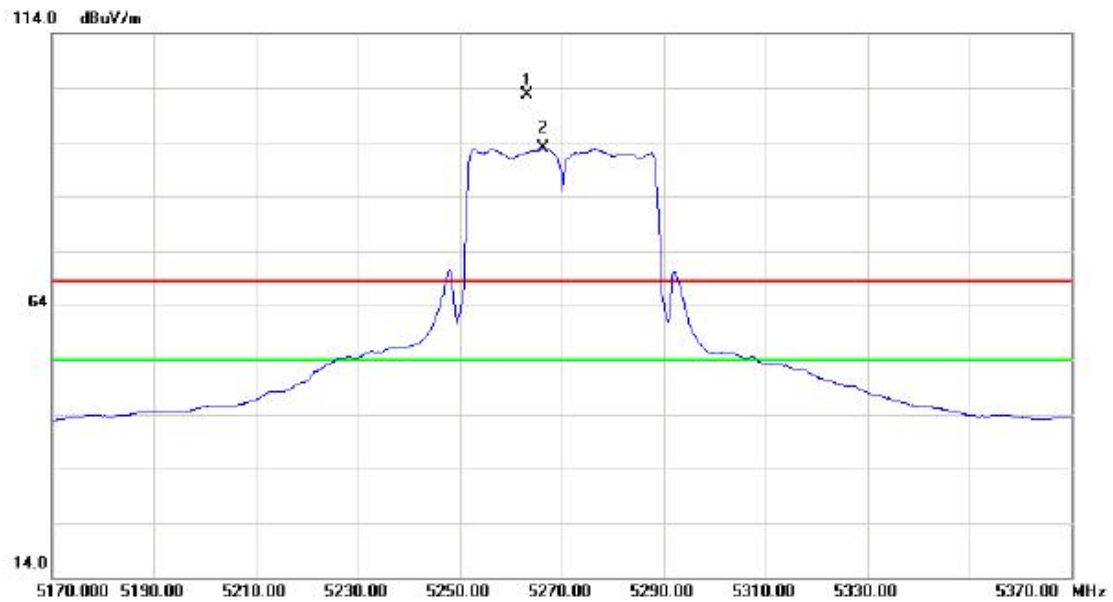
Vertical



No. Mk.	Freq. MHz	Reading Level dBuV	Correct Factor dB	Measurement dBuV/m	Limit dBuV/m	Over dB	Detector	Comment
1	10539.23	37.81	15.47	53.28	68.00	-14.72	peak	
2 *	10539.46	29.18	15.47	44.65	54.00	-9.35	AVG	

Orthogonal Axis :	X
Test Mode :	UNII-2A/ TX N40 Mode 5270MHz

Horizontal



No.	Mk.	Freq. MHz	Reading Level dBuV	Correct Factor dB	Measure- ment dBuV/m	Limit dBuV/m	Over dB	Detector	Comment
1	X	5263.164	60.23	42.46	102.69	68.30	34.39	peak	NO LIMIT
2	*	5266.400	50.29	42.47	92.76	54.00	38.76	AVG	NO LIMIT

Orthogonal Axis :	X
Test Mode :	UNII-2A/ TX N40 Mode 5270MHz

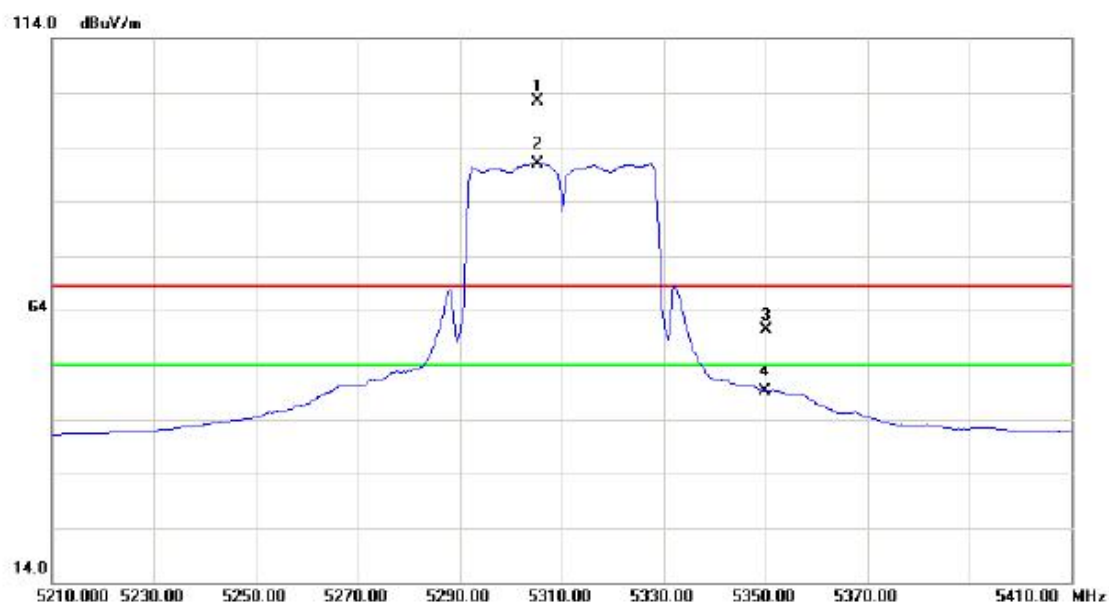
Horizontal



No.	Mk.	Freq. MHz	Reading Level dBuV	Correct Factor dB	Measure- ment dBuV/m	Limit dBuV/m	Over dB	Detector	Comment
1		10541.64	39.75	15.47	55.22	68.00	-12.78	peak	
2	*	10541.64	30.41	15.47	45.88	54.00	-8.12	AVG	

Orthogonal Axis :	X
Test Mode :	UNII-2A/ TX N40 Mode 5310MHz

Vertical



No.	Mk.	Freq. MHz	Reading Level dBuV	Correct Factor dB	Measure- ment dBuV/m	Limit dBuV/m	Over dB	Detector	Comment
1	X	5305.200	59.76	42.63	102.39	68.30	34.09	peak	NO LIMIT
2	*	5305.200	48.34	42.63	90.97	54.00	36.97	AVG	NO LIMIT
3		5350.000	17.62	42.81	60.43	68.30	-7.87	peak	
4		5350.000	6.32	42.81	49.13	54.00	-4.87	AVG	

Orthogonal Axis :	X
Test Mode :	UNII-2A/ TX N40 Mode 5310MHz

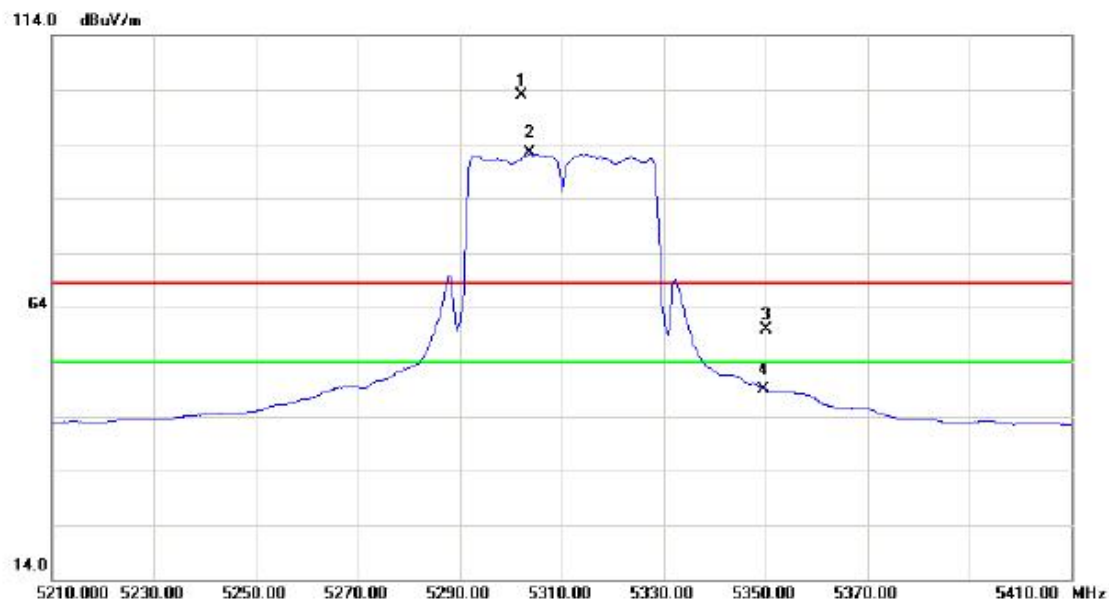
Vertical



No.	Mk.	Freq. MHz	Reading Level dBuV	Correct Factor dB	Measure- ment dBuV/m	Limit dBuV/m	Over dB	Detector	Comment
1		10619.39	39.46	15.44	54.90	68.00	-13.10	peak	
2	*	10619.45	29.81	15.44	45.25	54.00	-8.75	AVG	

Orthogonal Axis :	X
Test Mode :	UNII-2A/ TX N40 Mode 5310MHz

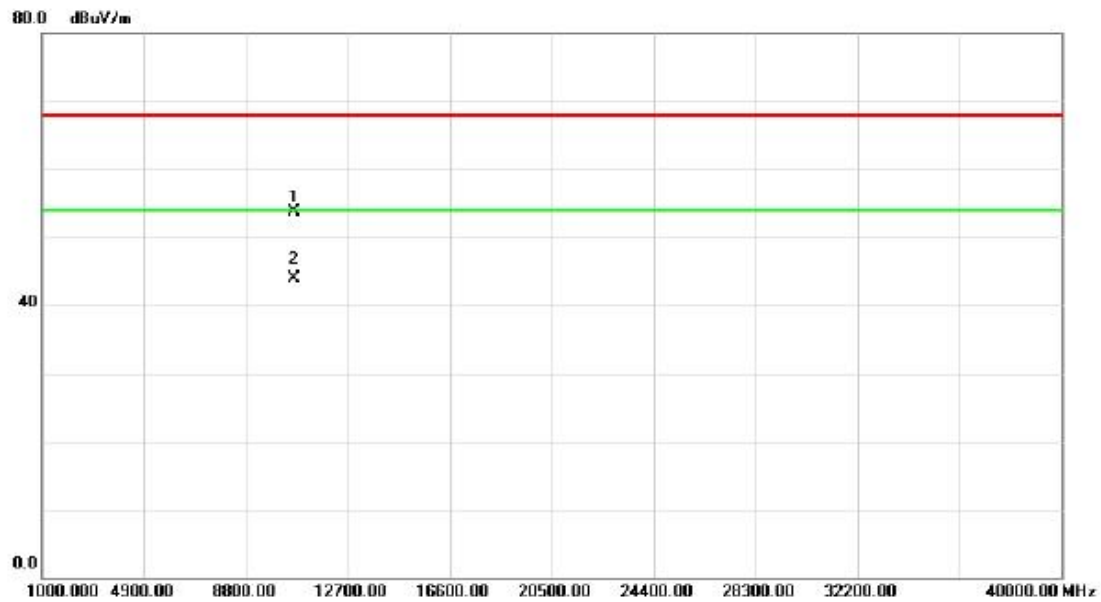
Horizontal



No.	Mk.	Freq. MHz	Reading Level dBuV	Correct Factor dB	Measure- ment dBuV/m	Limit dBuV/m	Over dB	Detector	Comment
1	X	5302.160	60.30	42.62	102.92	68.30	34.62	peak	NO LIMIT
2	*	5303.800	49.68	42.62	92.30	54.00	38.30	AVG	NO LIMIT
3		5350.000	17.13	42.81	59.94	68.30	-8.36	peak	
4		5350.000	6.18	42.81	48.99	54.00	-5.01	AVG	

Orthogonal Axis :	X
Test Mode :	UNII-2A/ TX N40 Mode 5310MHz

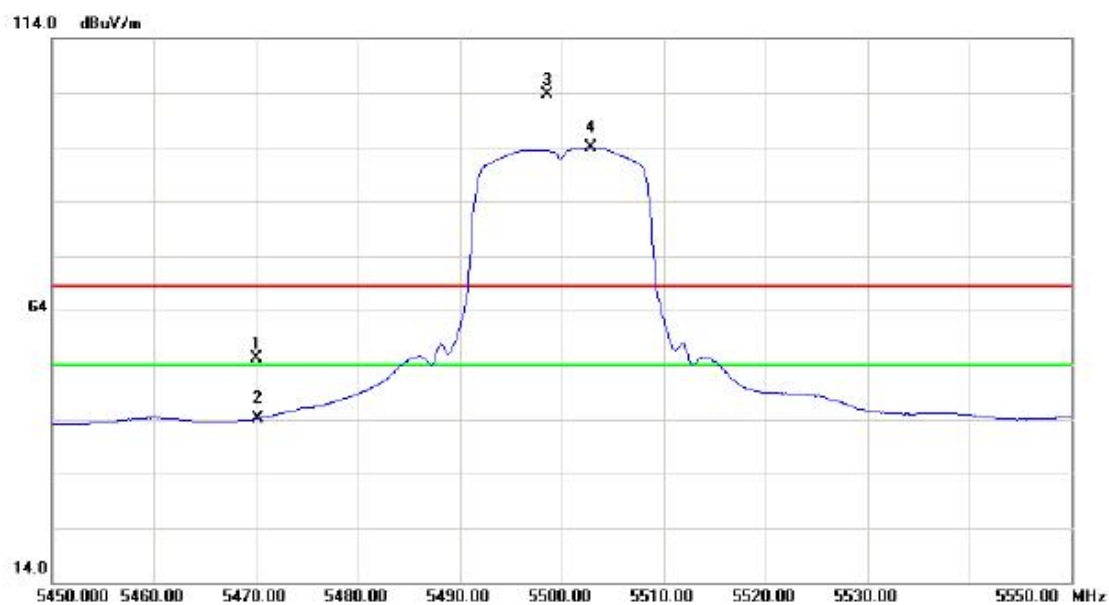
Horizontal



No. Mk.	Freq. MHz	Reading Level dBuV	Correct Factor dB	Measure- ment dBuV/m	Limit dBuV/m	Over dB	Detector	Comment
1	10621.47	38.31	15.43	53.74	68.00	-14.26	peak	
2 *	10621.52	28.46	15.43	43.89	54.00	-10.11	AVG	

Orthogonal Axis :	X
Test Mode :	UNII-2C/ TX A Mode 5500MHz

Vertical



No.	Mk.	Freq. MHz	Reading Level dBuV	Correct Factor dB	Measure- ment dBuV/m	Limit dBuV/m	Over dB	Detector	Comment
1		5470.000	11.72	43.30	55.02	68.30	-13.28	peak	
2		5470.000	0.83	43.30	44.13	54.00	-9.87	AVG	
3	X	5498.600	60.34	43.41	103.75	68.30	35.45	peak	NO LIMIT
4	*	5502.800	50.37	43.43	93.80	54.00	39.80	AVG	NO LIMIT

Orthogonal Axis :	X
Test Mode :	UNII-2C/ TX A Mode 5500MHz

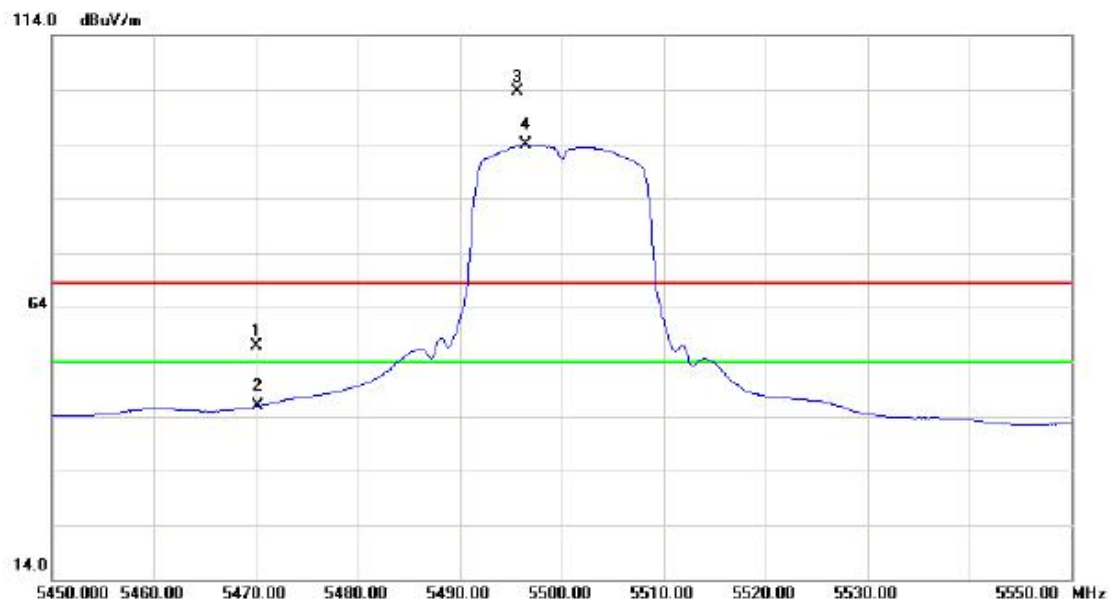
Vertical



No.	Mk.	Freq. MHz	Reading Level dBuV	Correct Factor dB	Measure- ment dBuV/m	Limit dBuV/m	Over dB	Detector	Comment
1		11001.72	36.24	15.31	51.55	68.00	-16.45	peak	
2	*	11001.89	25.31	15.31	40.62	54.00	-13.38	AVG	

Orthogonal Axis :	X
Test Mode :	UNII-2C/ TX A Mode 5500MHz

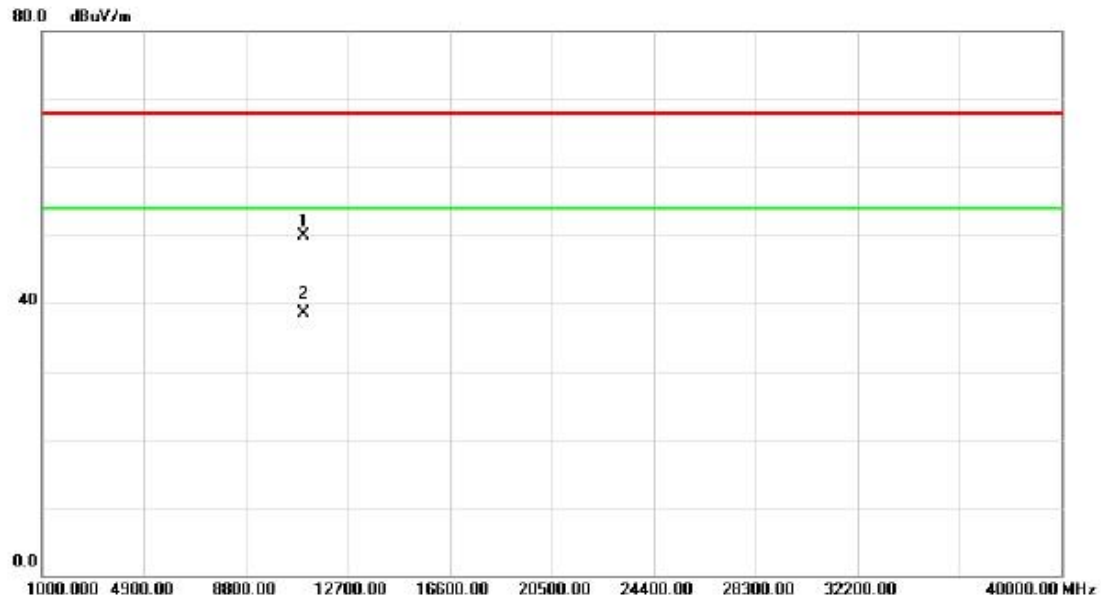
Horizontal



No.	Mk.	Freq. MHz	Reading Level dBuV	Correct Factor dB	Measure- ment dBuV/m	Limit dBuV/m	Over dB	Detector	Comment
1		5470.000	13.60	43.30	56.90	68.30	-11.40	peak	
2		5470.000	2.52	43.30	45.82	54.00	-8.18	AVG	
3	X	5495.600	60.22	43.40	103.62	68.30	35.32	peak	NO LIMIT
4	*	5496.500	50.43	43.41	93.84	54.00	39.84	AVG	NO LIMIT

Orthogonal Axis :	X
Test Mode :	UNII-2C/ TX A Mode 5500MHz

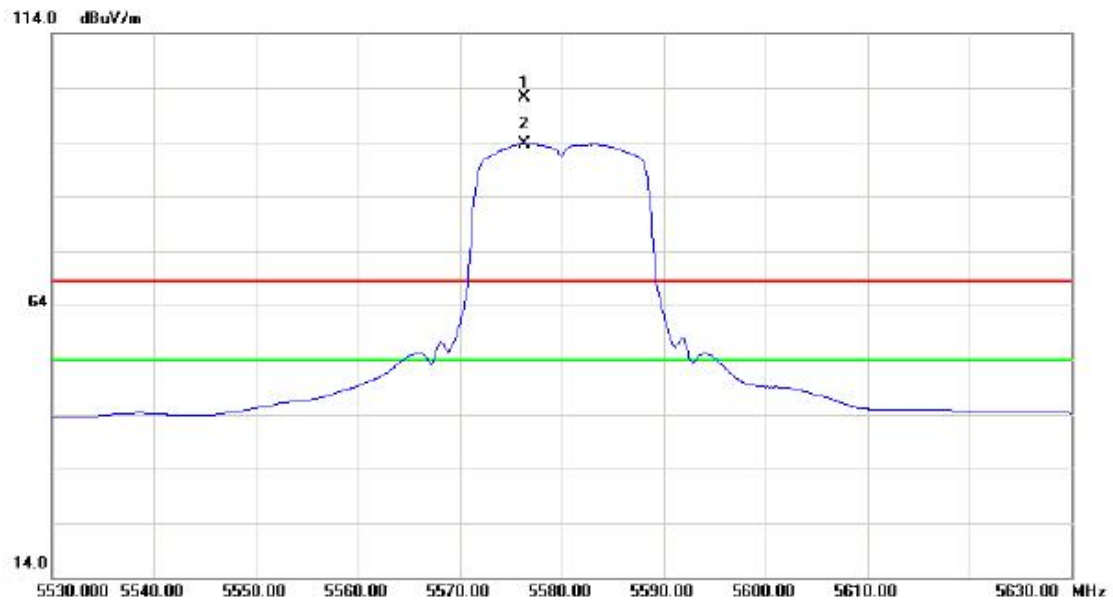
Horizontal



No.	Mk.	Freq. MHz	Reading Level dBuV	Correct Factor dB	Measure- ment dBuV/m	Limit dBuV/m	Over dB	Detector	Comment
1		10997.16	34.63	15.31	49.94	68.00	-18.06	peak	
2	*	10998.38	23.11	15.31	38.42	54.00	-15.58	AVG	

Orthogonal Axis :	X
Test Mode :	UNII-2C/ TX A Mode 5580MHz

Vertical



No.	Mk.	Freq. MHz	Reading Level dBuV	Correct Factor dB	Measure- ment dBuV/m	Limit dBuV/m	Over dB	Detector	Comment
1	X	5576.300	58.31	43.82	102.13	68.30	33.83	peak	NO LIMIT
2	*	5576.300	49.93	43.82	93.75	54.00	39.75	AVG	NO LIMIT

Orthogonal Axis :	X
Test Mode :	UNII-2C/ TX A Mode 5580MHz

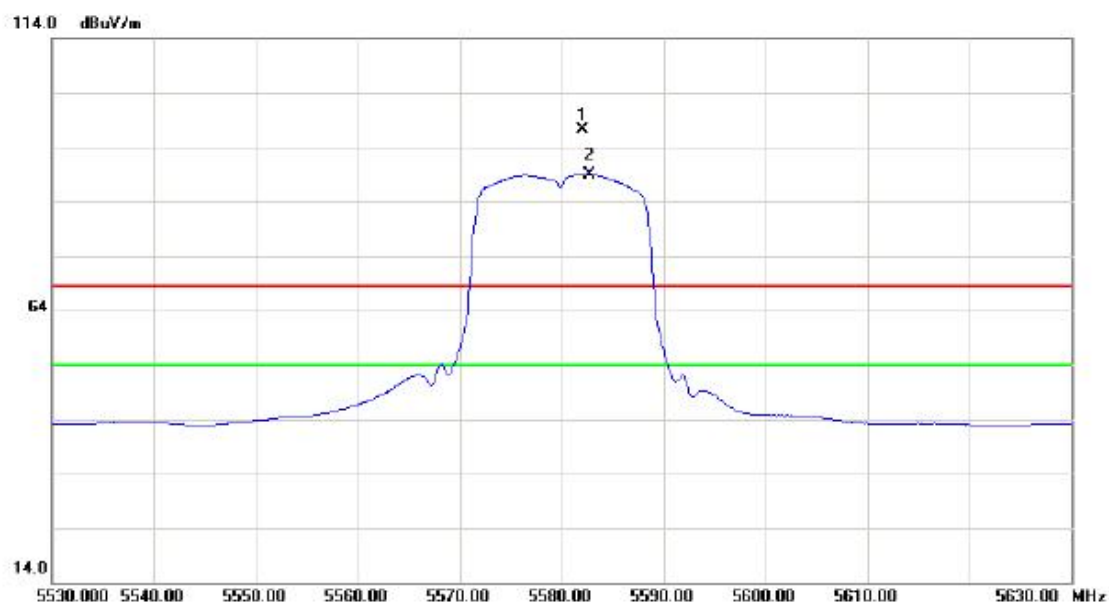
Vertical



No.	Mk.	Freq. MHz	Reading Level dBuV	Correct Factor dB	Measure- ment dBuV/m	Limit dBuV/m	Over dB	Detector	Comment
1		11159.67	35.37	15.69	51.06	68.00	-16.94	peak	
2	*	11160.11	24.19	15.69	39.88	54.00	-14.12	AVG	

Orthogonal Axis :	X
Test Mode :	UNII-2C/ TX A Mode 5580MHz

Horizontal



No.	Mk.	Freq. MHz	Reading Level dBuV	Correct Factor dB	Measure- ment dBuV/m	Limit dBuV/m	Over dB	Detector	Comment
1	X	5582.100	53.28	43.84	97.12	68.30	28.82	peak	NO LIMIT
2	*	5582.700	44.99	43.84	88.83	54.00	34.83	AVG	NO LIMIT

Orthogonal Axis :	X
Test Mode :	UNII-2C/ TX A Mode 5580MHz

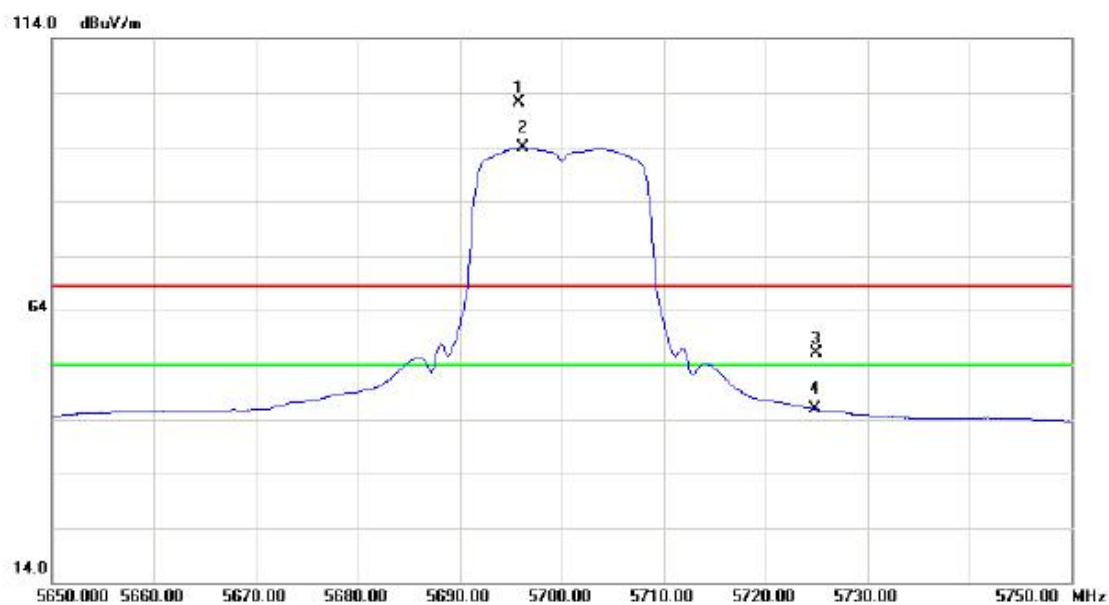
Horizontal



No.	Mk.	Freq. MHz	Reading Level dBuV	Correct Factor dB	Measure- ment dBuV/m	Limit dBuV/m	Over dB	Detector	Comment
1		11158.71	34.21	15.68	49.89	68.00	-18.11	peak	
2	*	11159.32	23.72	15.68	39.40	54.00	-14.60	AVG	

Orthogonal Axis :	X
Test Mode :	UNII-2C/ TX A Mode 5700MHz

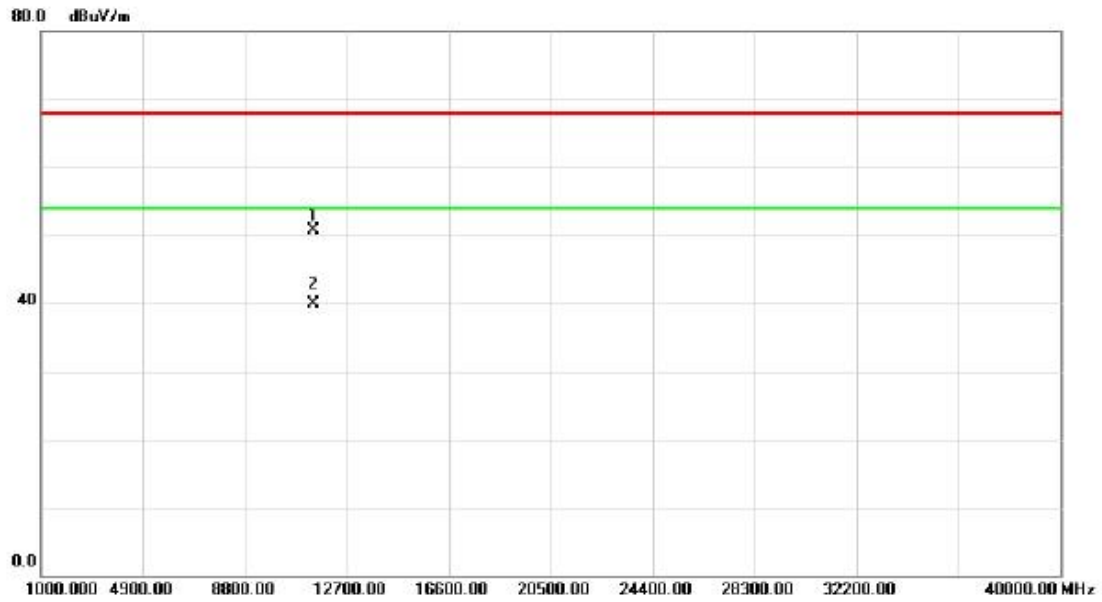
Vertical



No.	Mk.	Freq. MHz	Reading Level dBuV	Correct Factor dB	Measure- ment dBuV/m	Limit dBuV/m	Over dB	Detector	Comment
1	X	5695.800	57.69	44.43	102.12	68.30	33.82	peak	NO LIMIT
2	*	5696.200	49.45	44.43	93.88	54.00	39.88	AVG	NO LIMIT
3		5725.000	11.62	44.58	56.20	68.30	-12.10	peak	
4		5725.000	1.23	44.58	45.81	54.00	-8.19	AVG	

Orthogonal Axis :	X
Test Mode :	UNII-2C/ TX A Mode 5700MHz

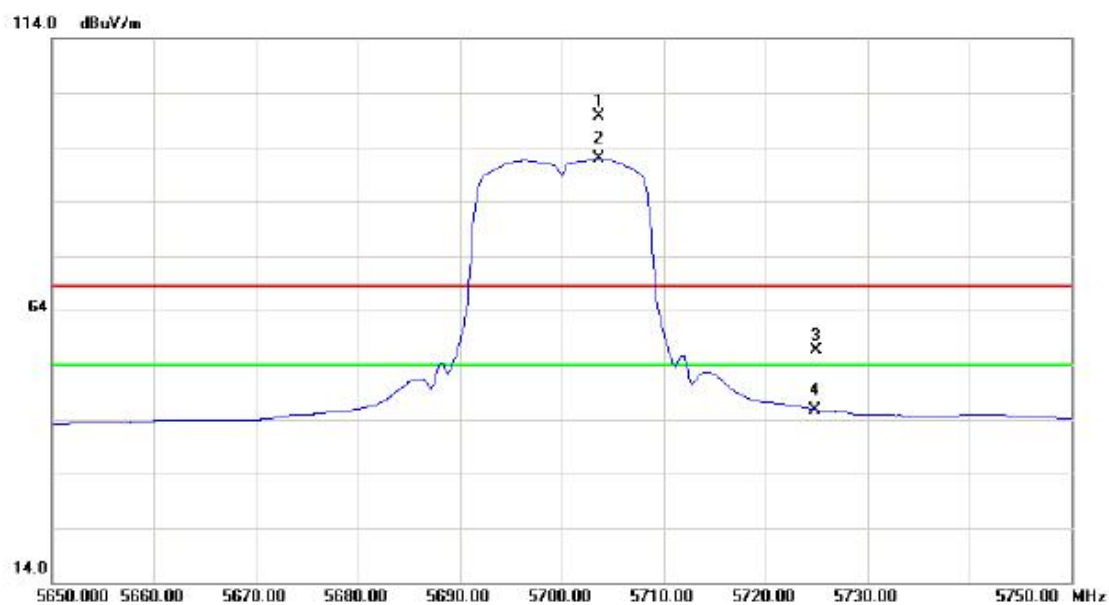
Vertical



No. Mk.	Freq. MHz	Reading Level dBuV	Correct Factor dB	Measure- ment dBuV/m	Limit dBuV/m	Over dB	Detector	Comment
1	11400.87	34.53	16.26	50.79	68.00	-17.21	peak	
2 *	11401.12	23.61	16.26	39.87	54.00	-14.13	AVG	

Orthogonal Axis :	X
Test Mode :	UNII-2C/ TX A Mode 5700MHz

Horizontal



No.	Mk.	Freq. MHz	Reading Level dBuV	Correct Factor dB	Measure- ment dBuV/m	Limit dBuV/m	Over dB	Detector	Comment
1	X	5703.600	55.27	44.47	99.74	68.30	31.44	peak	NO LIMIT
2	*	5703.600	47.30	44.47	91.77	54.00	37.77	AVG	NO LIMIT
3		5725.000	11.96	44.58	56.54	68.30	-11.76	peak	
4		5725.000	1.16	44.58	45.74	54.00	-8.26	AVG	

Orthogonal Axis :	X
Test Mode :	UNII-2C/ TX A Mode 5700MHz

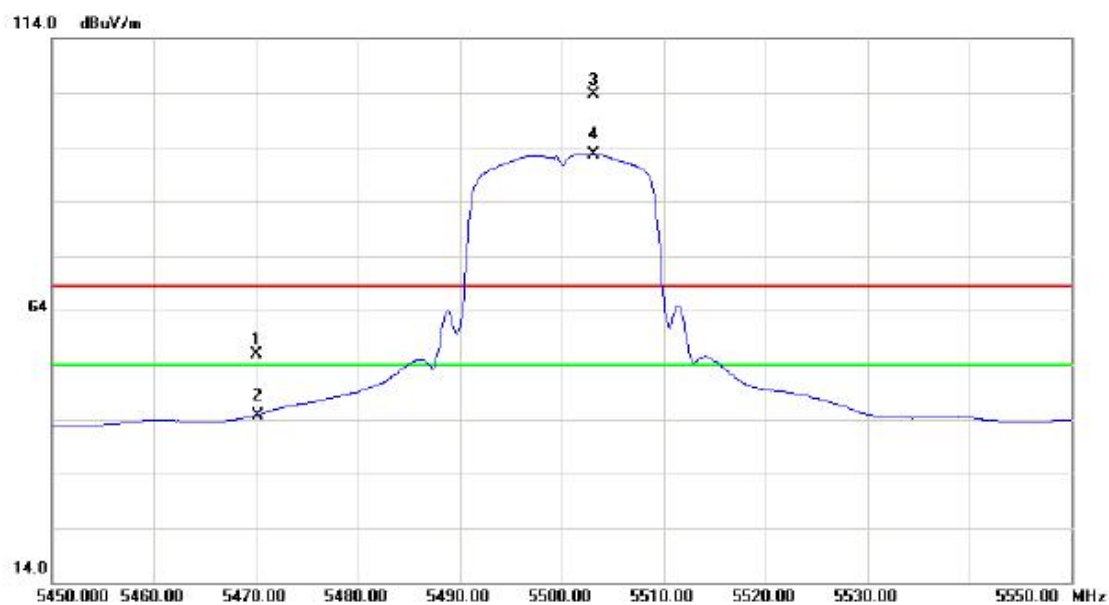
Horizontal



No.	Mk.	Freq. MHz	Reading Level dBuV	Correct Factor dB	Measure- ment dBuV/m	Limit dBuV/m	Over dB	Detector	Comment
1		11401.25	33.97	16.26	50.23	68.00	-17.77	peak	
2	*	11401.71	23.06	16.26	39.32	54.00	-14.68	AVG	

Orthogonal Axis :	X
Test Mode :	UNII-2C/ TX N20 Mode 5500MHz

Vertical



No.	Mk.	Freq. MHz	Reading Level dBuV	Correct Factor dB	Measure- ment dBuV/m	Limit dBuV/m	Over dB	Detector	Comment
1		5470.000	12.53	43.30	55.83	68.30	-12.47	peak	
2		5470.000	1.41	43.30	44.71	54.00	-9.29	AVG	
3	X	5503.100	60.13	43.43	103.56	68.30	35.26	peak	NO LIMIT
4	*	5503.100	49.30	43.43	92.73	54.00	38.73	AVG	NO LIMIT

Orthogonal Axis :	X
Test Mode :	UNII-2C/ TX N20 Mode 5500MHz

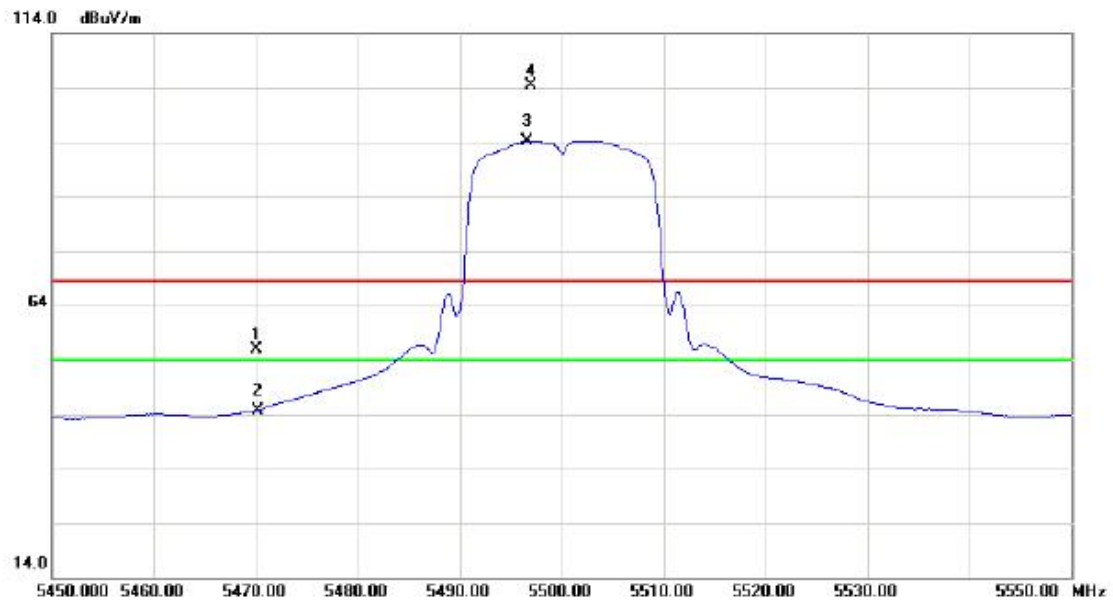
Vertical



No.	Mk.	Freq. MHz	Reading Level dBuV	Correct Factor dB	Measure- ment dBuV/m	Limit dBuV/m	Over dB	Detector	Comment
1		11000.35	35.11	15.31	50.42	68.00	-17.58	peak	
2	*	11000.46	23.92	15.31	39.23	54.00	-14.77	AVG	

Orthogonal Axis :	X
Test Mode :	UNII-2C/ TX N20 Mode 5500MHz

Horizontal



No.	Mk.	Freq. MHz	Reading Level dBuV	Correct Factor dB	Measure- ment dBuV/m	Limit dBuV/m	Over dB	Detector	Comment
1		5470.000	12.56	43.30	55.86	68.30	-12.44	peak	
2		5470.000	1.42	43.30	44.72	54.00	-9.28	AVG	
3	*	5496.600	50.83	43.41	94.24	54.00	40.24	AVG	NO LIMIT
4	X	5497.000	61.07	43.41	104.48	68.30	36.18	peak	NO LIMIT

Orthogonal Axis :	X
Test Mode :	UNII-2C/ TX N20 Mode 5500MHz

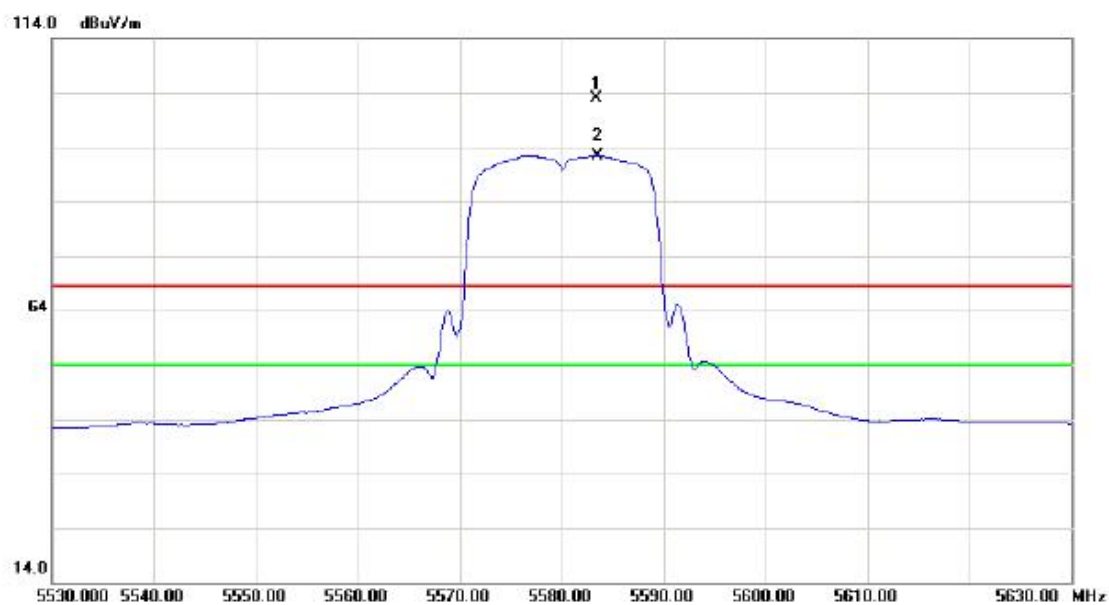
Horizontal



No.	Mk.	Freq. MHz	Reading Level dBuV	Correct Factor dB	Measure- ment dBuV/m	Limit dBuV/m	Over dB	Detector	Comment
1		10998.17	34.27	15.31	49.58	68.00	-18.42	peak	
2	*	10998.76	23.39	15.31	38.70	54.00	-15.30	AVG	

Orthogonal Axis :	X
Test Mode :	UNII-2C/ TX N20 Mode 5580MHz

Vertical



No.	Mk.	Freq. MHz	Reading Level dBuV	Correct Factor dB	Measure- ment dBuV/m	Limit dBuV/m	Over dB	Detector	Comment
1	X	5583.360	58.93	43.85	102.78	68.30	34.48	peak	NO LIMIT
2	*	5583.500	48.60	43.85	92.45	54.00	38.45	AVG	NO LIMIT

Orthogonal Axis :	X
Test Mode :	UNII-2C/ TX N20 Mode 5580MHz

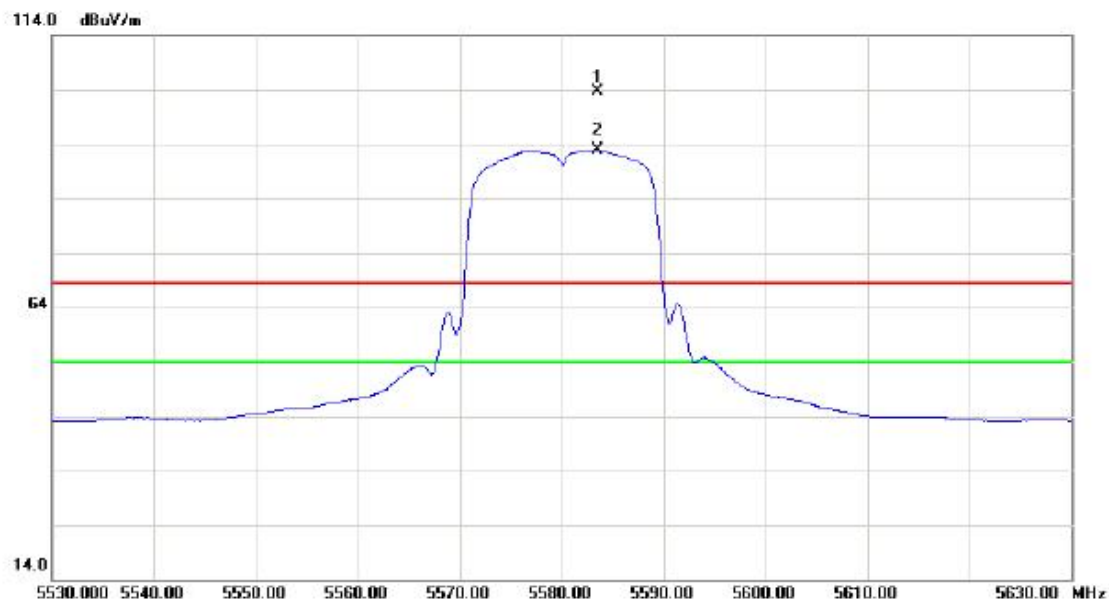
Vertical



No.	Mk.	Freq. MHz	Reading Level dBuV	Correct Factor dB	Measure- ment dBuV/m	Limit dBuV/m	Over dB	Detector	Comment
1		11159.40	35.26	15.68	50.94	68.00	-17.06	peak	
2	*	11160.71	23.83	15.69	39.52	54.00	-14.48	AVG	

Orthogonal Axis :	X
Test Mode :	UNII-2C/ TX N20 Mode 5580MHz

Horizontal



No.	Mk.	Freq. MHz	Reading Level dBuV	Correct Factor dB	Measure- ment dBuV/m	Limit dBuV/m	Over dB	Detector	Comment
1	X	5583.500	59.71	43.85	103.56	68.30	35.26	peak	NO LIMIT
2	*	5583.500	48.93	43.85	92.78	54.00	38.78	AVG	NO LIMIT

Orthogonal Axis :	X
Test Mode :	UNII-2C/ TX N20 Mode 5580MHz

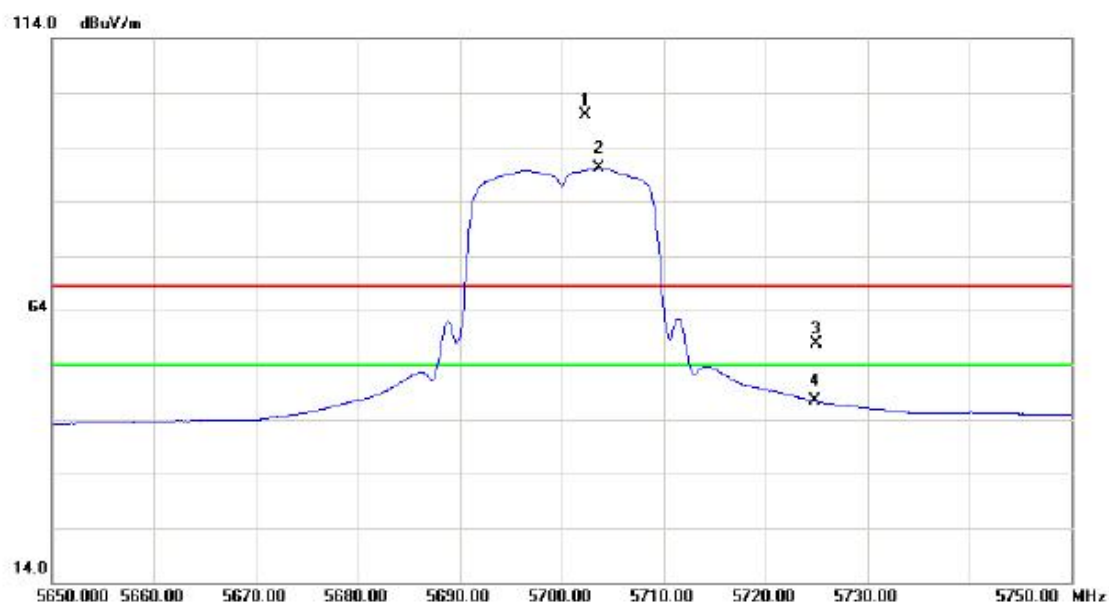
Horizontal



No.	Mk.	Freq. MHz	Reading Level dBuV	Correct Factor dB	Measure- ment dBuV/m	Limit dBuV/m	Over dB	Detector	Comment
1		11158.71	34.37	15.68	50.05	68.00	-17.95	peak	
2	*	11159.28	23.63	15.68	39.31	54.00	-14.69	AVG	

Orthogonal Axis :	X
Test Mode :	UNII-2C/ TX N20 Mode 5700MHz

Vertical



No.	Mk.	Freq. MHz	Reading Level dBuV	Correct Factor dB	Measure- ment dBuV/m	Limit dBuV/m	Over dB	Detector	Comment
1	X	5702.280	55.33	44.46	99.79	68.30	31.49	peak	NO LIMIT
2	*	5703.600	45.57	44.47	90.04	54.00	36.04	AVG	NO LIMIT
3		5725.000	13.38	44.58	57.96	68.30	-10.34	peak	
4		5725.000	2.71	44.58	47.29	54.00	-6.71	AVG	

Orthogonal Axis :	X
Test Mode :	UNII-2C/ TX N20 Mode 5700MHz

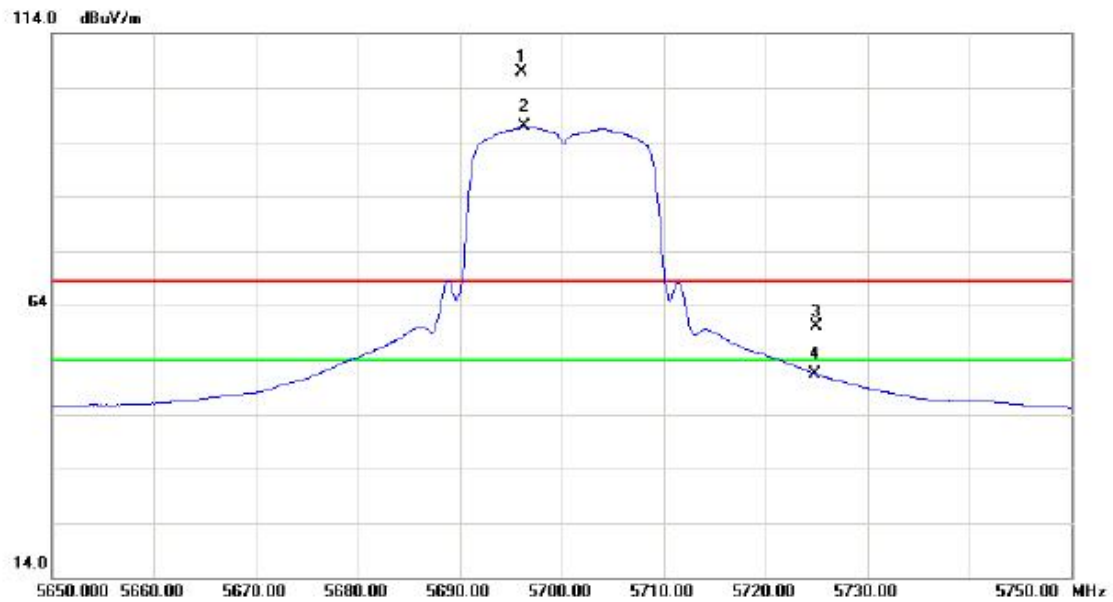
Vertical



No.	Mk.	Freq. MHz	Reading Level dBuV	Correct Factor dB	Measure- ment dBuV/m	Limit dBuV/m	Over dB	Detector	Comment
1		11400.56	34.79	16.25	51.04	68.00	-16.96	peak	
2	*	11400.82	23.81	16.25	40.06	54.00	-13.94	AVG	

Orthogonal Axis :	X
Test Mode :	UNII-2C/ TX N20 Mode 5700MHz

Horizontal



No.	Mk.	Freq. MHz	Reading Level dBuV	Correct Factor dB	Measure- ment dBuV/m	Limit dBuV/m	Over dB	Detector	Comment
1	X	5696.100	62.36	44.43	106.79	68.30	38.49	peak	NO LIMIT
2	*	5696.300	52.33	44.43	96.76	54.00	42.76	AVG	NO LIMIT
3		5725.000	15.52	44.58	60.10	68.30	-8.20	peak	
4		5725.000	6.77	44.58	51.35	54.00	-2.65	AVG	

Orthogonal Axis :	X
Test Mode :	UNII-2C/ TX N20 Mode 5700MHz

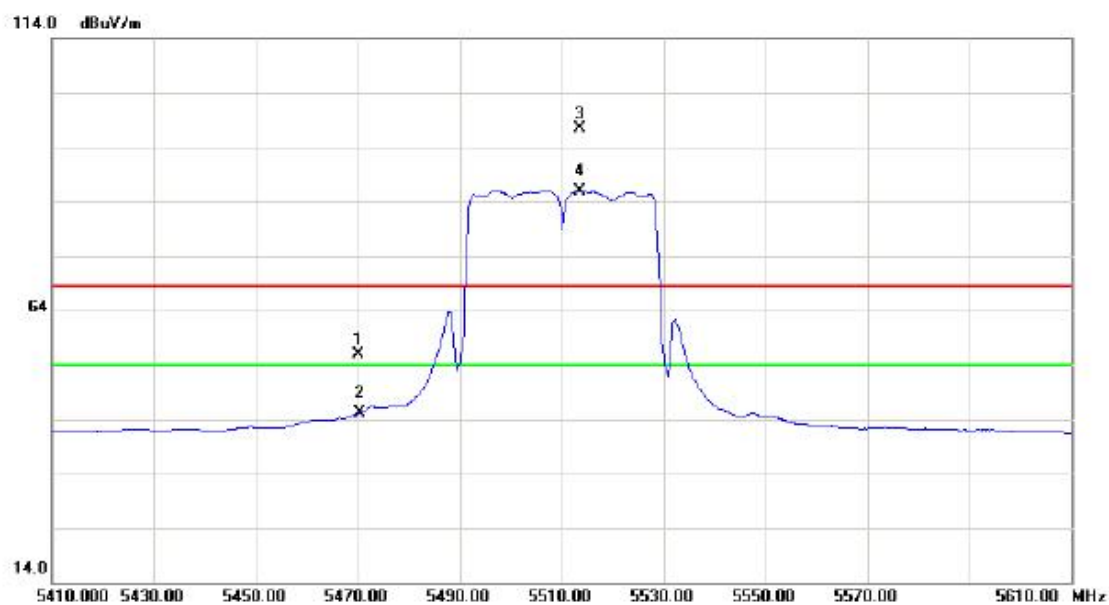
Horizontal



No.	Mk.	Freq. MHz	Reading Level dBuV	Correct Factor dB	Measure- ment dBuV/m	Limit dBuV/m	Over dB	Detector	Comment
1		11401.60	33.43	16.26	49.69	68.00	-18.31	peak	
2	*	11401.60	22.25	16.26	38.51	54.00	-15.49	AVG	

Orthogonal Axis :	X
Test Mode :	UNII-2C/ TX N40 Mode 5510MHz

Vertical



No.	Mk.	Freq. MHz	Reading Level dBuV	Correct Factor dB	Measure- ment dBuV/m	Limit dBuV/m	Over dB	Detector	Comment
1		5470.000	12.61	43.30	55.91	68.30	-12.39	peak	
2		5470.000	1.76	43.30	45.06	54.00	-8.94	AVG	
3	X	5513.600	54.01	43.49	97.50	68.30	29.20	peak	NO LIMIT
4	*	5513.600	42.50	43.49	85.99	54.00	31.99	AVG	NO LIMIT

Orthogonal Axis :	X
Test Mode :	UNII-2C/ TX N40 Mode 5510MHz

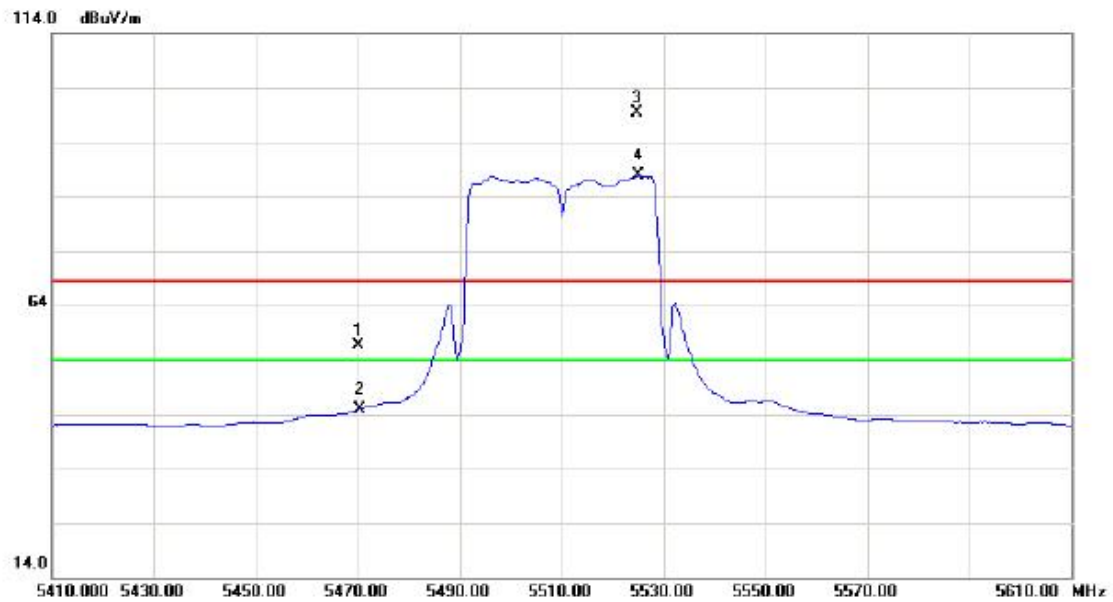
Vertical



No.	Mk.	Freq. MHz	Reading Level dBuV	Correct Factor dB	Measure- ment dBuV/m	Limit dBuV/m	Over dB	Detector	Comment
1		11021.00	34.63	15.35	49.98	68.00	-18.02	peak	
2	*	11021.68	22.87	15.36	38.23	54.00	-15.77	AVG	

Orthogonal Axis :	X
Test Mode :	UNII-2C/ TX N40 Mode 5510MHz

Horizontal



No.	Mk.	Freq. MHz	Reading Level dBuV	Correct Factor dB	Measure- ment dBuV/m	Limit dBuV/m	Over dB	Detector	Comment
1		5470.000	13.43	43.30	56.73	68.30	-11.57	peak	
2		5470.000	1.61	43.30	44.91	54.00	-9.09	AVG	
3	X	5524.800	55.86	43.55	99.41	68.30	31.11	peak	NO LIMIT
4	*	5525.000	44.21	43.55	87.76	54.00	33.76	AVG	NO LIMIT

Orthogonal Axis :	X
Test Mode :	UNII-2C/ TX N40 Mode 5510MHz

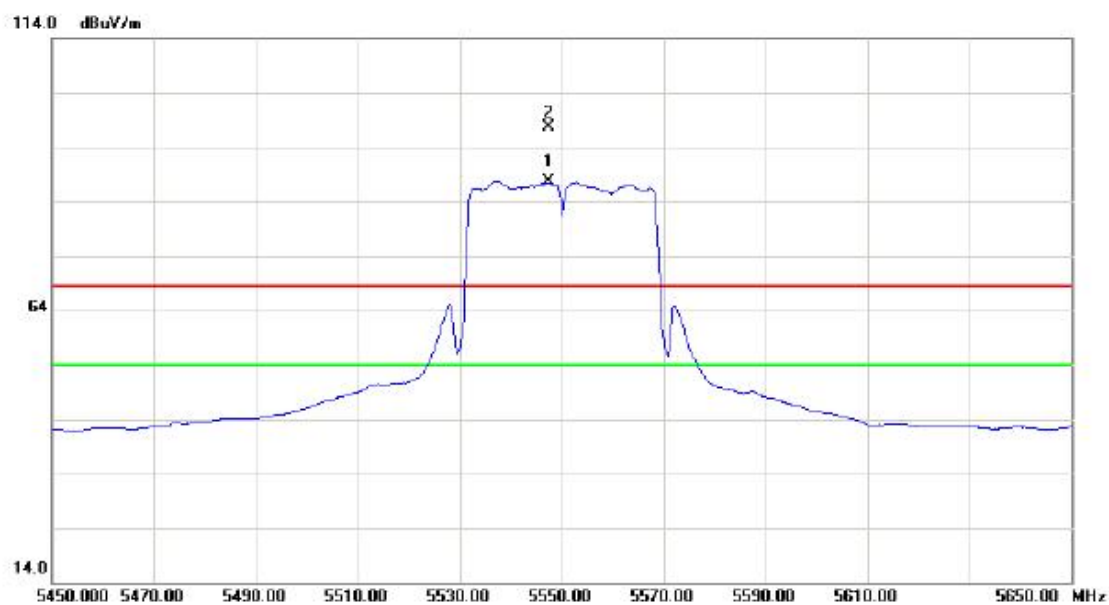
Horizontal



No.	Mk.	Freq. MHz	Reading Level dBuV	Correct Factor dB	Measure- ment dBuV/m	Limit dBuV/m	Over dB	Detector	Comment
1		11019.58	33.38	15.35	48.73	68.00	-19.27	peak	
2	*	11020.16	22.19	15.35	37.54	54.00	-16.46	AVG	

Orthogonal Axis :	X
Test Mode :	UNII-2C/ TX N40 Mode 5550MHz

Vertical



No.	Mk.	Freq. MHz	Reading Level dBuV	Correct Factor dB	Measure- ment dBuV/m	Limit dBuV/m	Over dB	Detector	Comment
1	*	5547.100	44.06	43.67	87.73	54.00	33.73	AVG	NO LIMIT
2	X	5547.400	53.84	43.67	97.51	68.30	29.21	peak	NO LIMIT

Orthogonal Axis :	X
Test Mode :	UNII-2C/ TX N40 Mode 5550MHz

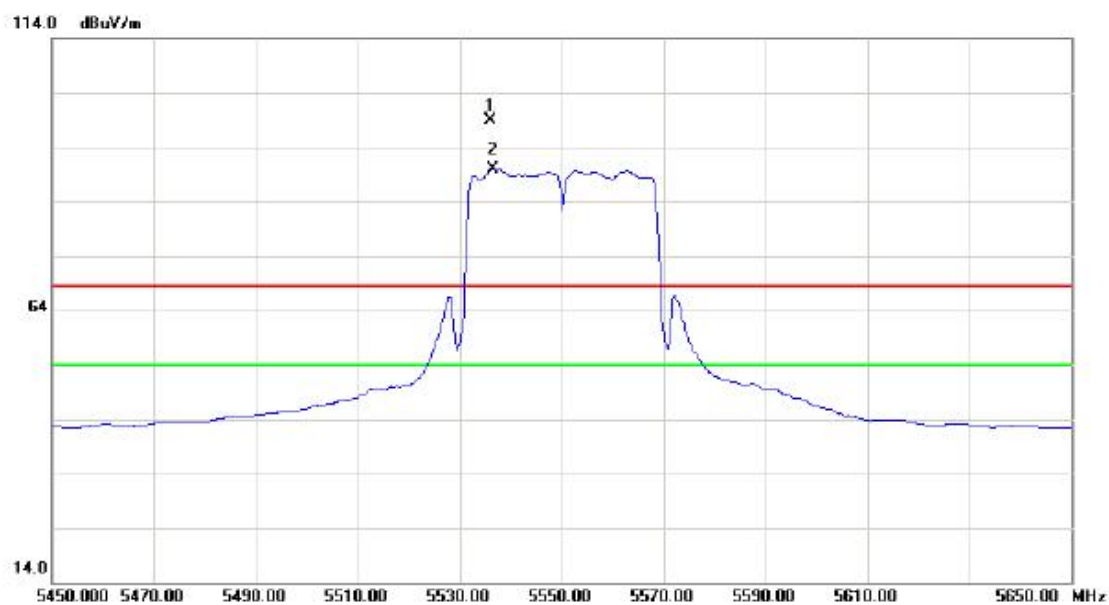
Vertical



No.	Mk.	Freq. MHz	Reading Level dBuV	Correct Factor dB	Measure- ment dBuV/m	Limit dBuV/m	Over dB	Detector	Comment
1		11100.52	33.16	15.55	48.71	68.00	-19.29	peak	
2	*	11100.87	22.36	15.55	37.91	54.00	-16.09	AVG	

Orthogonal Axis :	X
Test Mode :	UNII-2C/ TX N40 Mode 5550MHz

Horizontal



No.	Mk.	Freq. MHz	Reading Level dBuV	Correct Factor dB	Measure- ment dBuV/m	Limit dBuV/m	Over dB	Detector	Comment
1	X	5536.100	55.21	43.61	98.82	68.30	30.52	peak	NO LIMIT
2	*	5536.400	46.32	43.61	89.93	54.00	35.93	AVG	NO LIMIT

Orthogonal Axis :	X
Test Mode :	UNII-2C/ TX N40 Mode 5550MHz

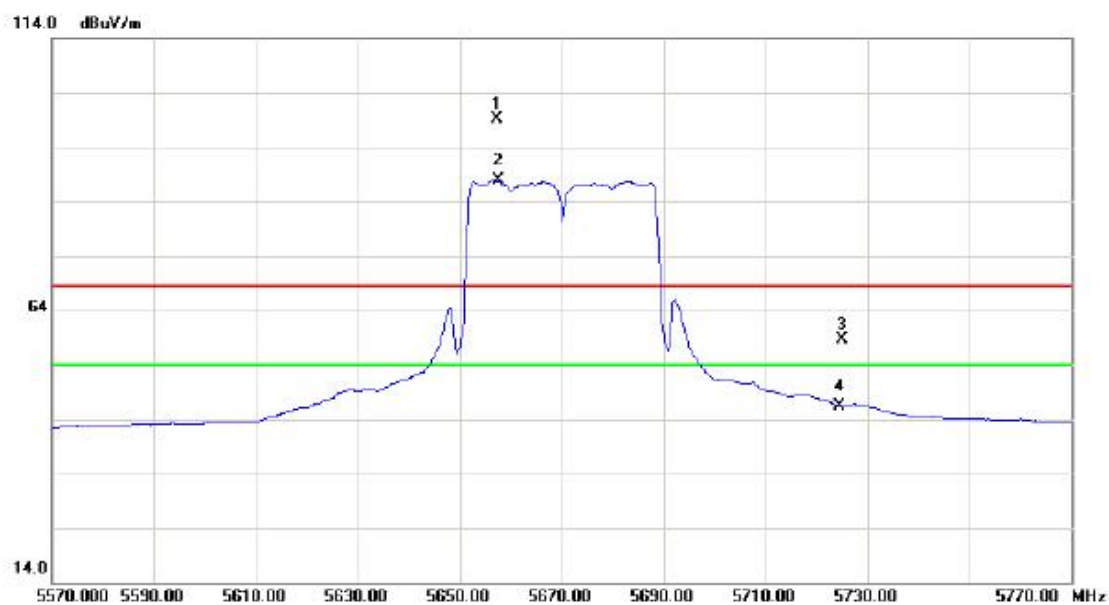
Horizontal



No.	Mk.	Freq. MHz	Reading Level dBuV	Correct Factor dB	Measure- ment dBuV/m	Limit dBuV/m	Over dB	Detector	Comment
1		11101.83	33.47	15.55	49.02	68.00	-18.98	peak	
2	*	11101.83	22.76	15.55	38.31	54.00	-15.69	AVG	

Orthogonal Axis :	X
Test Mode :	UNII-2C/ TX N40 Mode 5670MHz

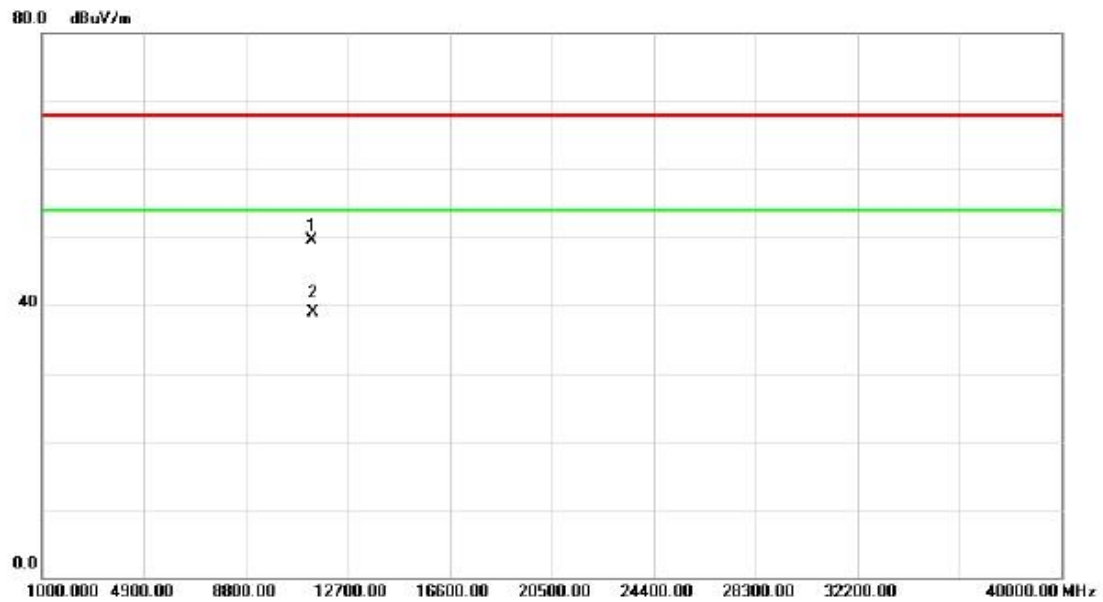
Vertical



No.	Mk.	Freq. MHz	Reading Level dBuV	Correct Factor dB	Measure- ment dBuV/m	Limit dBuV/m	Over dB	Detector	Comment
1	X	5657.400	54.87	44.23	99.10	68.30	30.80	peak	NO LIMIT
2	*	5658.100	43.54	44.24	87.78	54.00	33.78	AVG	NO LIMIT
3		5725.000	14.11	44.58	58.69	68.30	-9.61	peak	
4		5725.000	1.84	44.58	46.42	54.00	-7.58	AVG	

Orthogonal Axis :	X
Test Mode :	UNII-2C/ TX N40 Mode 5670MHz

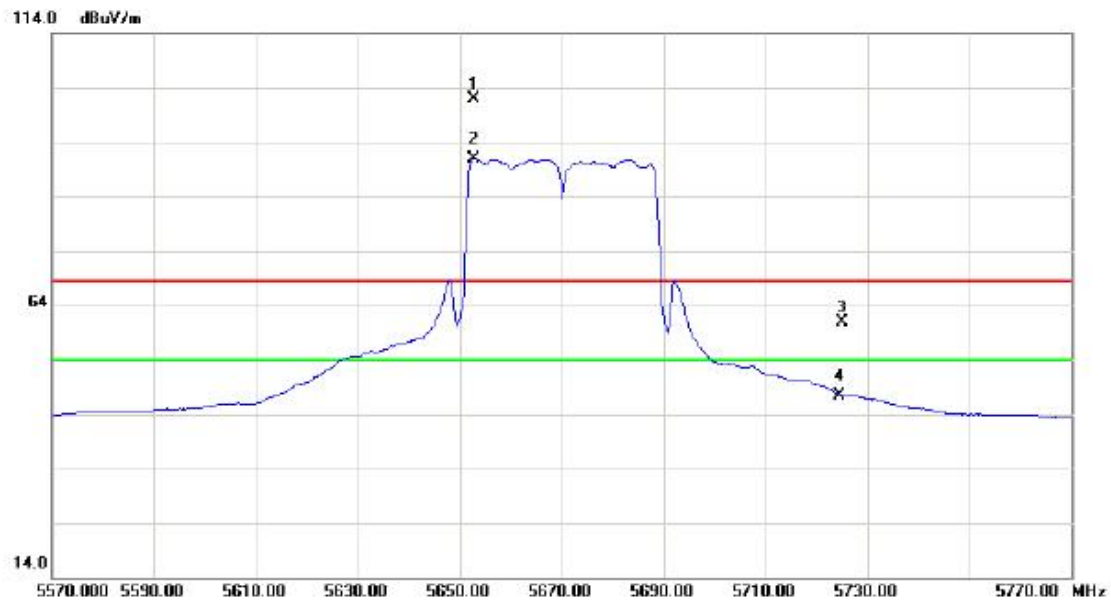
Vertical



No.	Mk.	Freq. MHz	Reading Level dBuV	Correct Factor dB	Measure- ment dBuV/m	Limit dBuV/m	Over dB	Detector	Comment
1		11339.12	33.31	16.11	49.42	68.00	-18.58	peak	
2	*	11339.12	22.86	16.11	38.97	54.00	-15.03	AVG	

Orthogonal Axis :	X
Test Mode :	UNII-2C/ TX N40 Mode 5670MHz

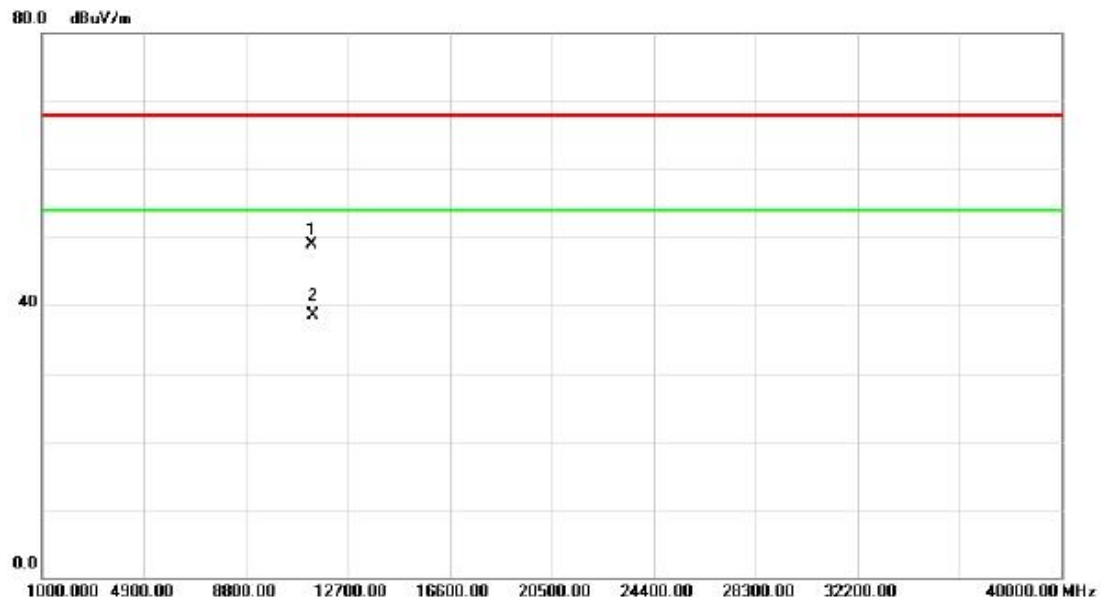
Horizontal



No.	Mk.	Freq. MHz	Reading Level dBuV	Correct Factor dB	Measure- ment dBuV/m	Limit dBuV/m	Over dB	Detector	Comment
1	X	5652.800	57.68	44.21	101.89	68.30	33.59	peak	NO LIMIT
2	*	5652.800	46.73	44.21	90.94	54.00	36.94	AVG	NO LIMIT
3		5725.000	16.22	44.58	60.80	68.30	-7.50	peak	
4		5725.000	2.87	44.58	47.45	54.00	-6.55	AVG	

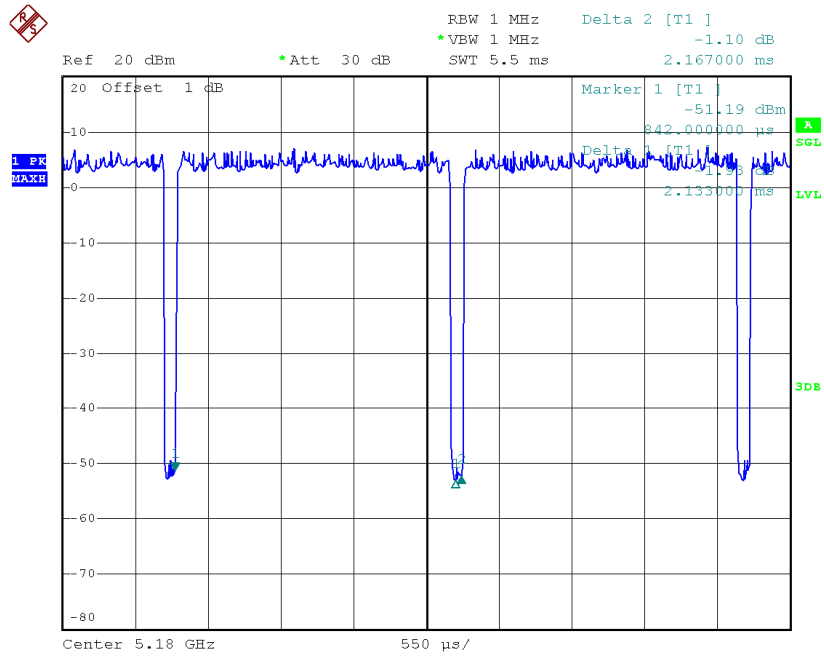
Orthogonal Axis :	X
Test Mode :	UNII-2C/ TX N40 Mode 5670MHz

Horizontal



No.	Mk.	Freq. MHz	Reading Level dBuV	Correct Factor dB	Measure- ment dBuV/m	Limit dBuV/m	Over dB	Detector	Comment
1		11341.56	32.71	16.12	48.83	68.00	-19.17	peak	
2	*	11341.56	22.36	16.12	38.48	54.00	-15.52	AVG	

TX A Mode_DUTY CYCLE



Date: 19.NOV.2014 08:35:15

Duty cycle: TX 5180MHz

$$\text{Duty cycle} = T_{\text{ON}} / T_{\text{Total}}$$

T_{ON} : 2.13 msec

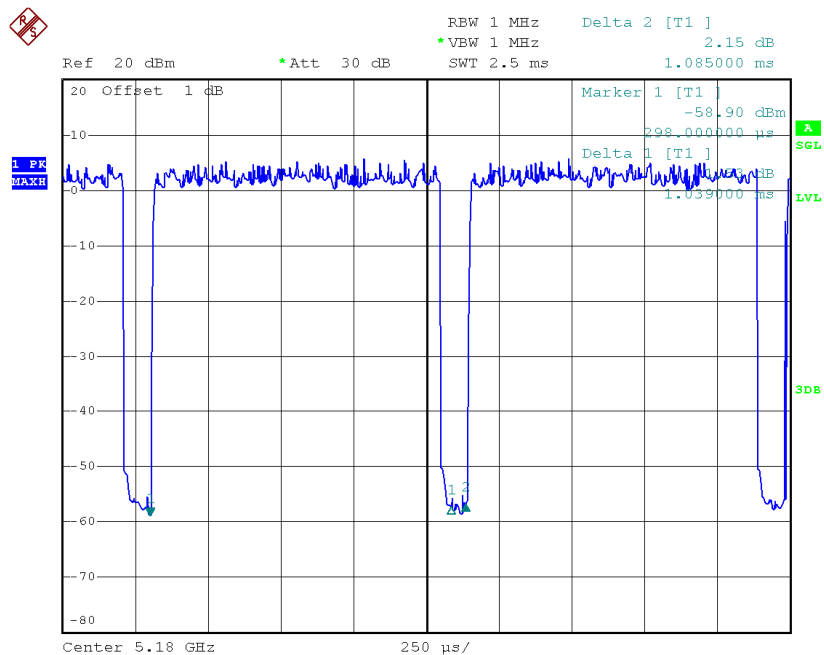
T_{Total} : 2.17 msec

Duty cycle: 0.984

$$\text{Duty Factor} = 10 \log(1/\text{Duty cycle})$$

Duty Factor = 0.07

TX N20 Mode_DUTY CYCLE



Date: 19.NOV.2014 09:03:12

Duty cycle: TX 5180MHz

$$\text{Duty cycle} = T_{\text{ON}} / T_{\text{Total}}$$

T_{ON} : 1.039 msec

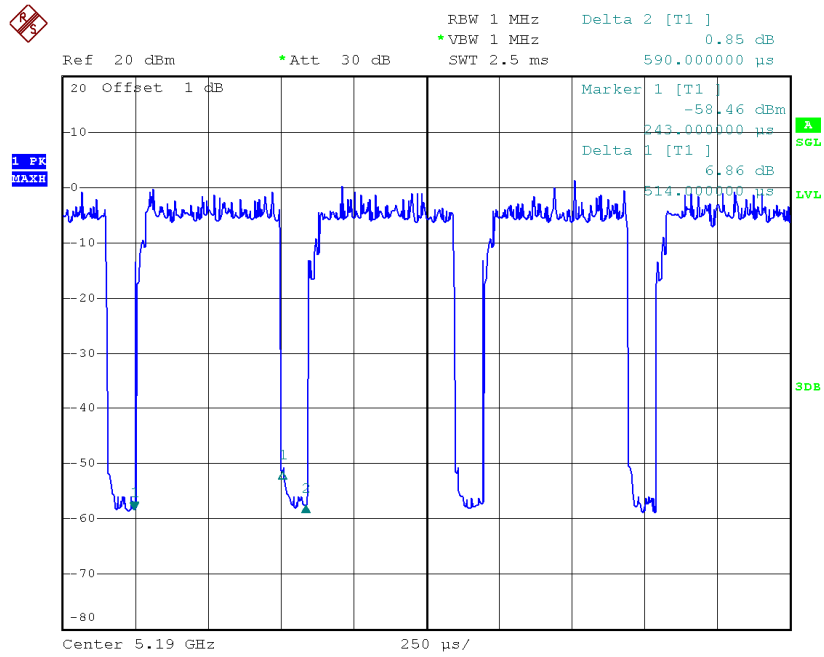
T_{Total} : 1.085 msec

Duty cycle: 0.958

$$\text{Duty Factor} = 10 \log(1/\text{Duty cycle})$$

Duty Factor = 0.19

TX N40 Mode_DUTY CYCLE



Date: 19.NOV.2014 09:19:14

Duty cycle: TX 5180MHz

$$\text{Duty cycle} = T_{\text{ON}} / T_{\text{Total}}$$

T_{ON} : 0.51 msec

T_{Total} : 0.59 msec

Duty cycle: 0.871

$$\text{Duty Factor} = 10 \log(1/\text{Duty cycle})$$

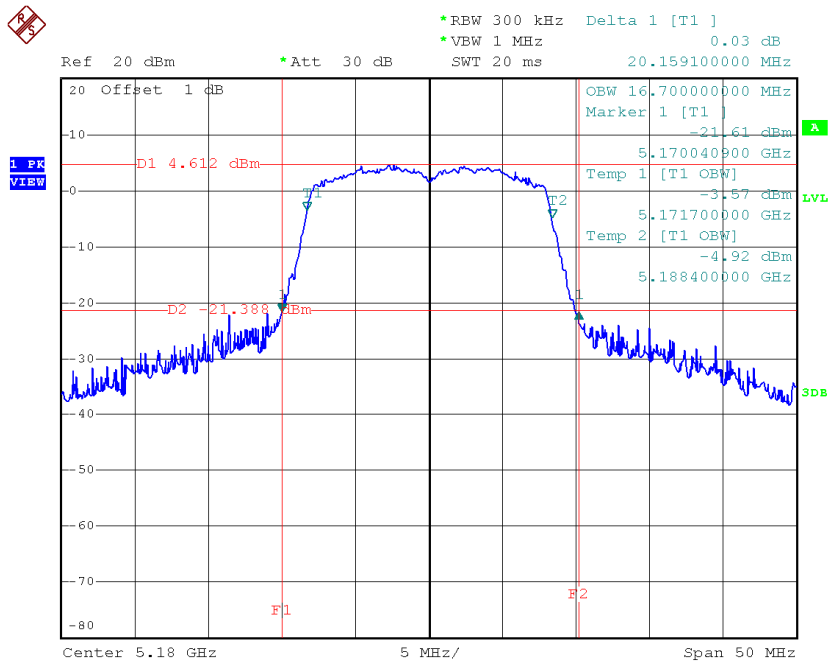
Duty Factor = 0.60

ATTACHMENT E - BANDWIDTH

Test Mode: UNII-1/TX A Mode_CH36/CH40/CH48

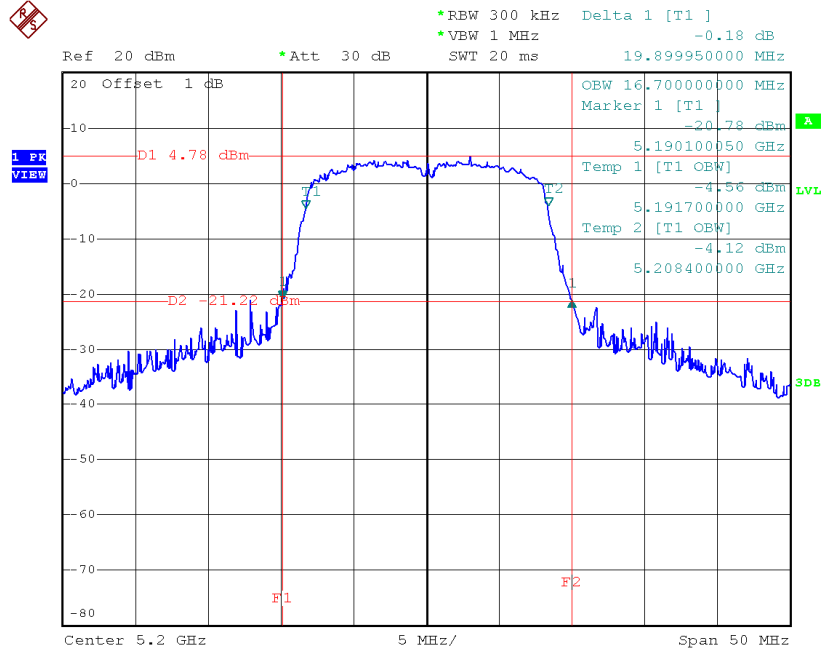
Channel	Frequency (MHz)	26dB Bandwidth (MHz)	99% Occupied Bandwidth (MHz)
CH36	5180	20.16	16.70
CH40	5200	19.90	16.70
CH48	5240	19.99	16.70

TX CH36



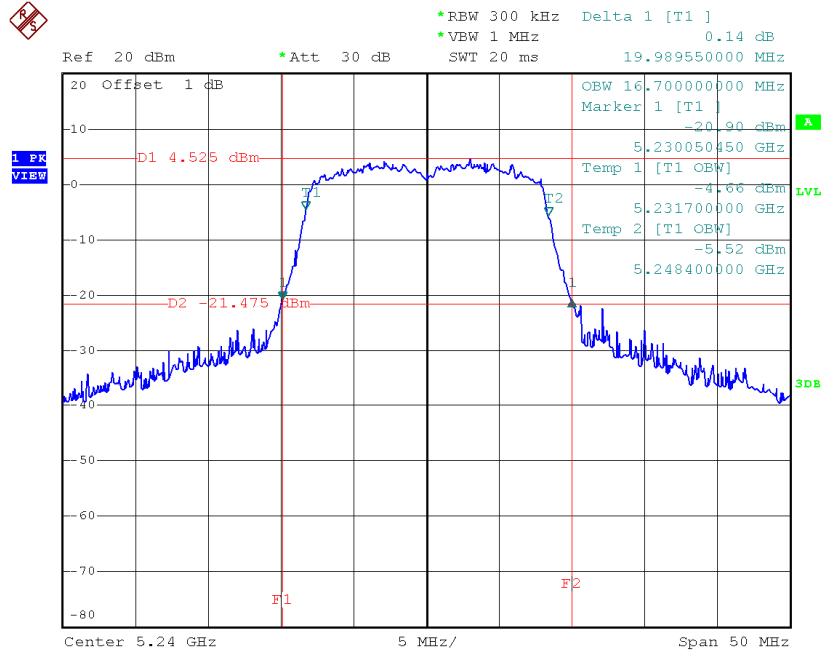
Date: 19.NOV.2014 08:34:32

TX CH40



Date: 19.NOV.2014 08:39:26

TX CH48

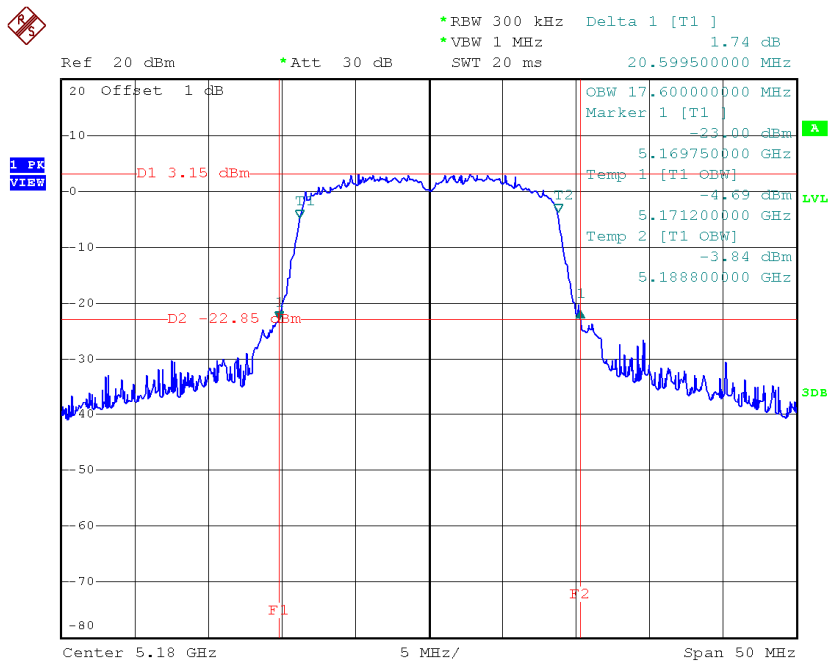


Date: 19.NOV.2014 08:41:46

Test Mode: UNII-1/TX N20 Mode_CH36/CH40/CH48

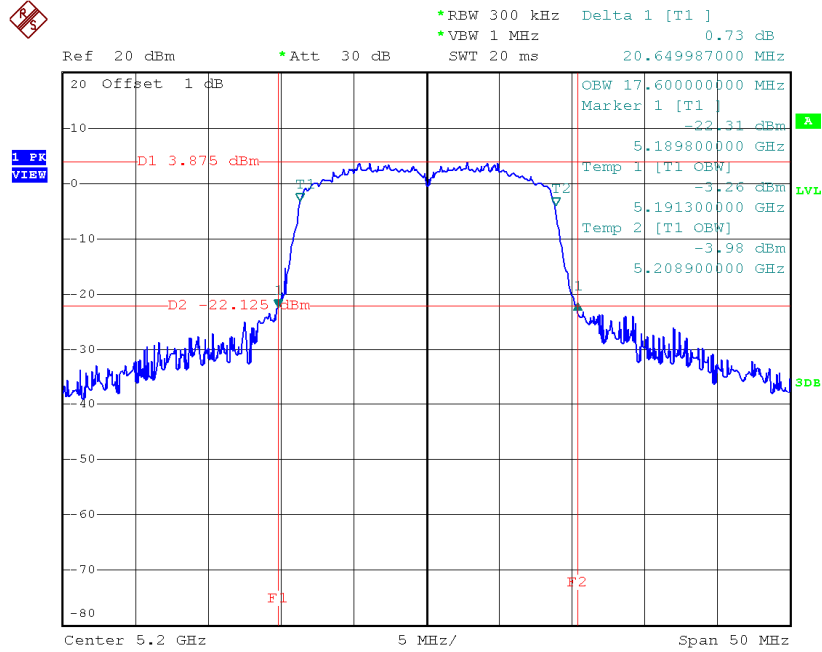
Channel	Frequency (MHz)	26dB Bandwidth (MHz)	99% Occupied Bandwidth (MHz)
CH36	5180	20.60	17.60
CH40	5200	20.65	17.60
CH48	5240	20.59	17.60

TX CH36



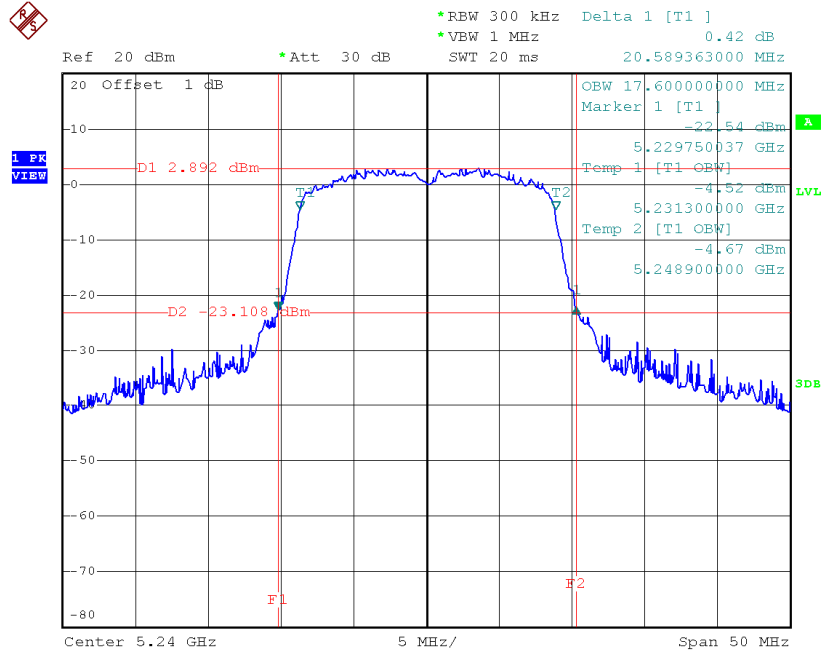
Date: 19.NOV.2014 09:02:44

TX CH40



Date: 19.NOV.2014 09:06:44

TX CH48

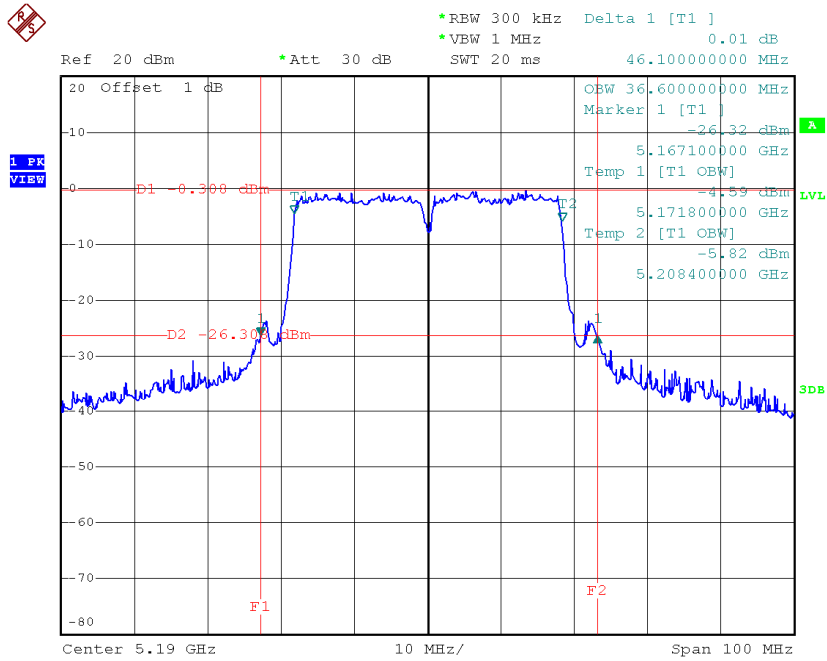


Date: 19.NOV.2014 09:07:51

Test Mode: UNII-1/TX N40 Mode_CH38/CH46

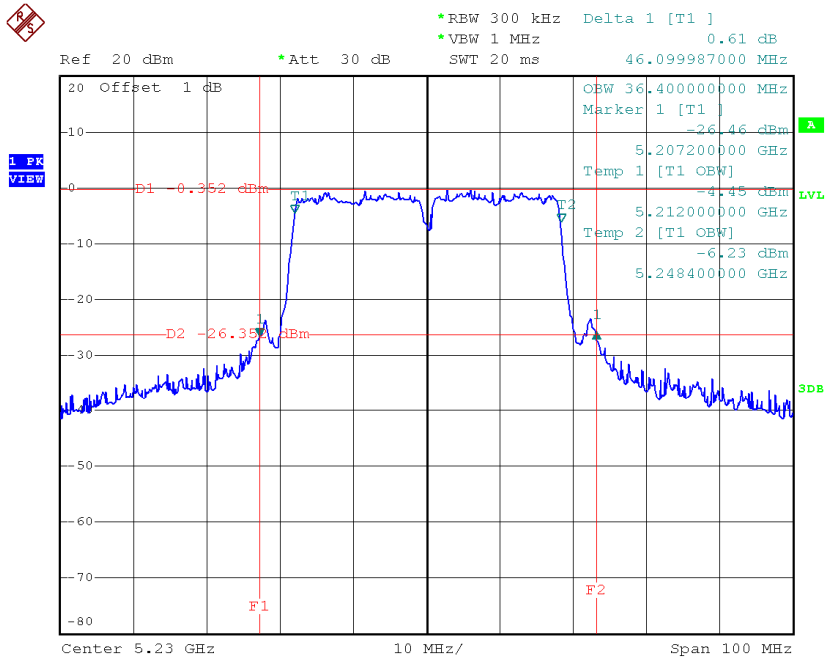
Channel	Frequency (MHz)	26dB Bandwidth (MHz)	99% Occupied Bandwidth (MHz)
CH38	5190	46.10	36.60
CH46	5230	46.10	36.40

TX CH38



Date: 19.NOV.2014 09:18:49

TX CH46

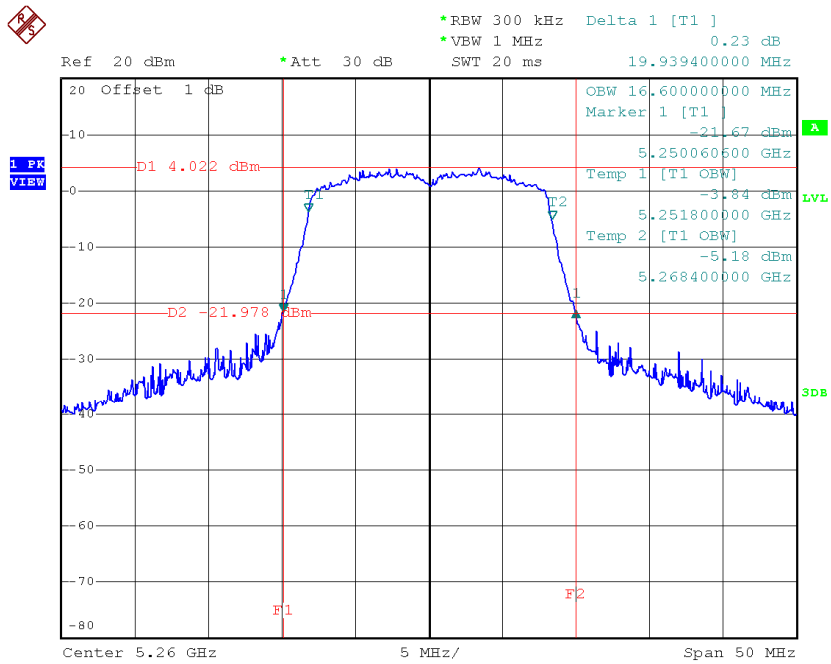


Date: 19.NOV.2014 09:21:36

Test Mode: UNII-2A/TX A Mode_CH52/CH60/CH64

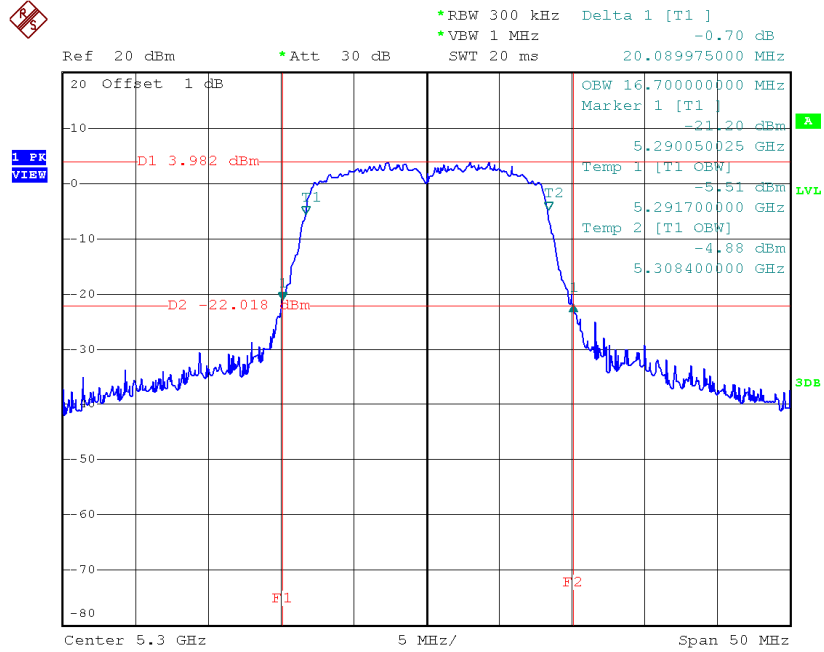
Channel	Frequency (MHz)	26dB Bandwidth (MHz)	99% Occupied Bandwidth (MHz)
CH52	5260	19.94	16.60
CH60	5300	20.09	16.70
CH64	5320	19.85	16.60

TX CH52



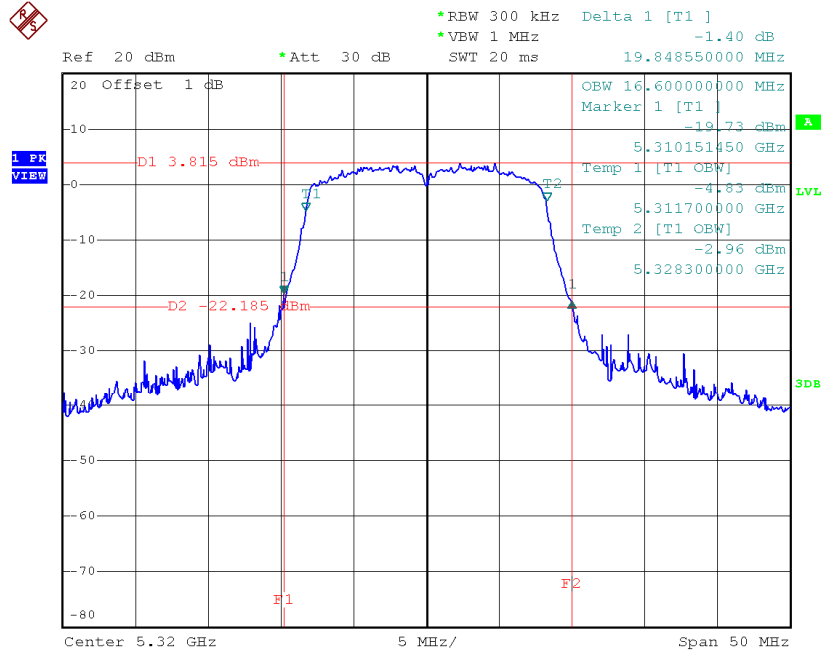
Date: 19.NOV.2014 08:43:27

TX CH60



Date: 19.NOV.2014 08:48:18

TX CH64

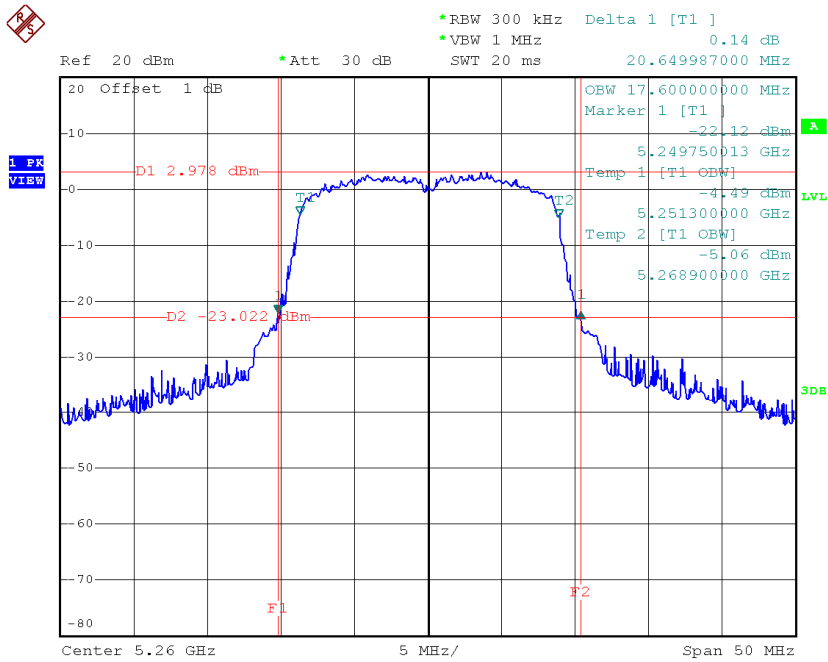


Date: 19.NOV.2014 08:51:05

Test Mode: UNII-2A/TX N20 Mode_CH52/CH60/CH64

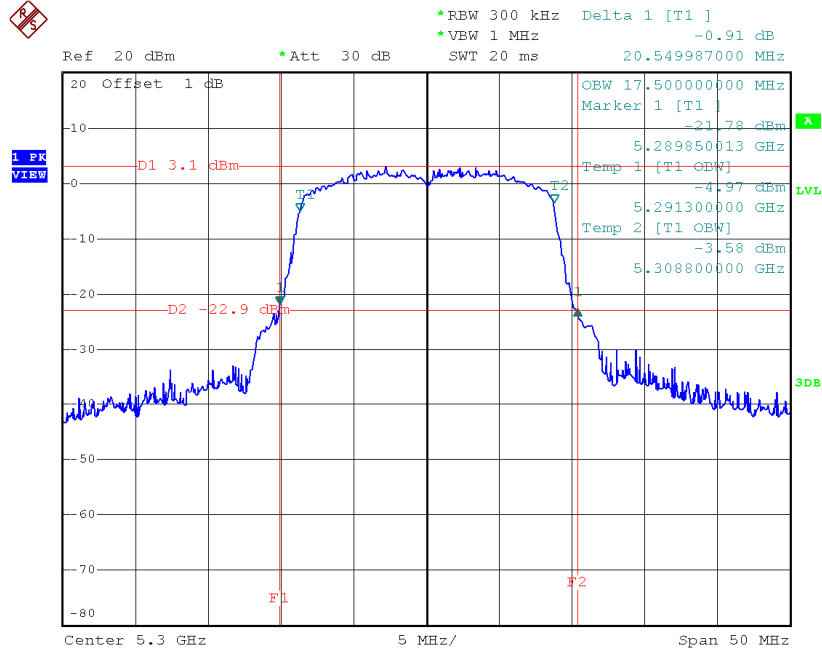
Channel	Frequency (MHz)	26dB Bandwidth (MHz)	99% Occupied Bandwidth (MHz)
CH52	5260	20.65	17.60
CH60	5300	20.55	17.50
CH64	5320	20.39	17.70

TX CH52



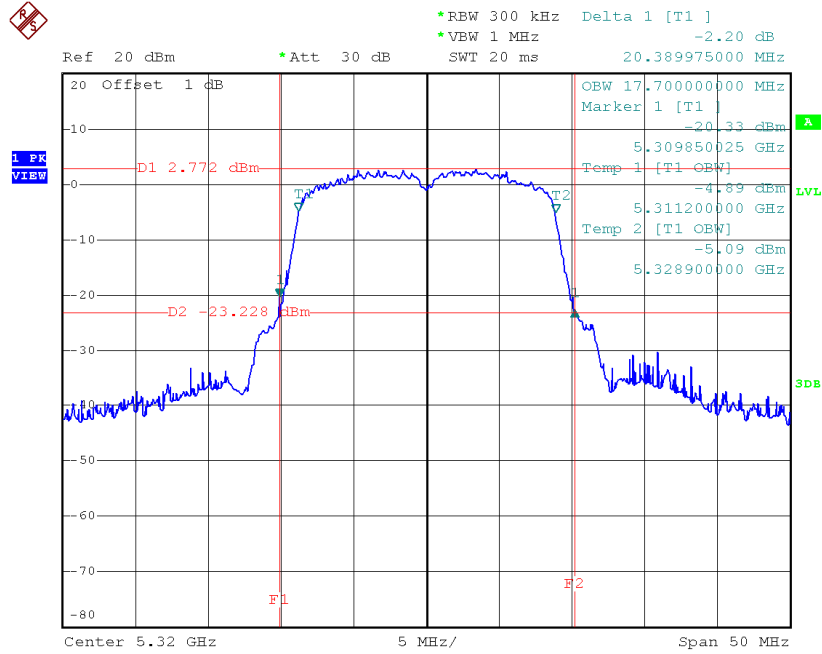
Date: 19.NOV.2014 09:09:00

TX CH60



Date: 19.NOV.2014 09:10:28

TX CH64

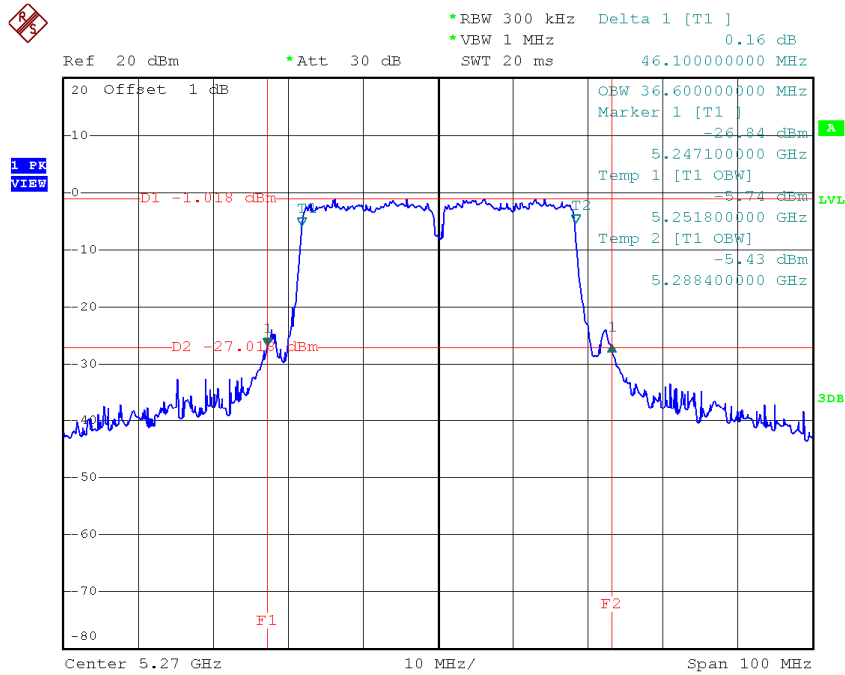


Date: 19.NOV.2014 09:11:32

Test Mode: UNII-2A/TX N40 Mode_CH54/CH62

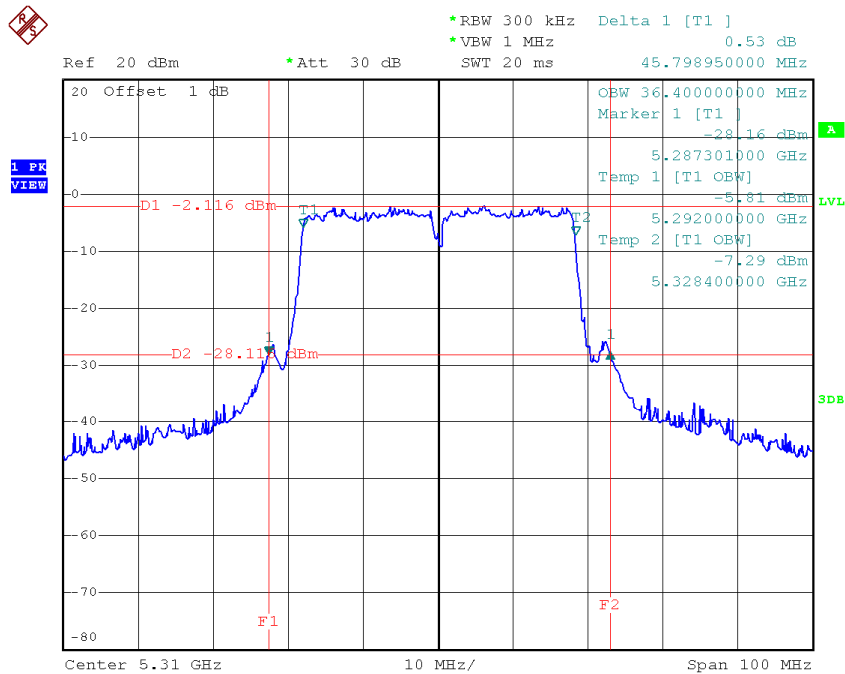
Channel	Frequency (MHz)	26dB Bandwidth (MHz)	99% Occupied Bandwidth (MHz)
CH54	5270	46.10	36.60
CH62	5310	45.80	36.40

TX CH54



Date: 19.NOV.2014 09:28:29

TX CH62

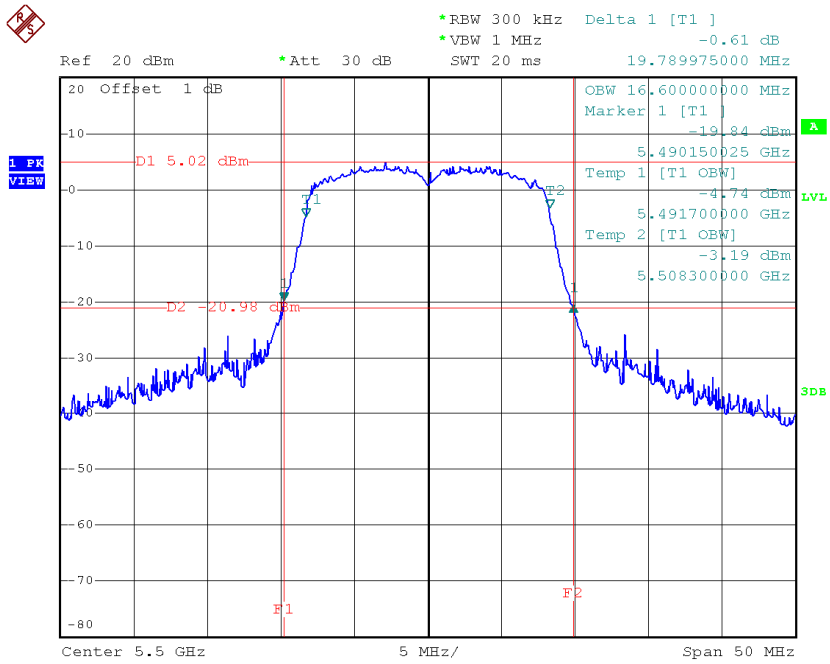


Date: 19.NOV.2014 18:46:28

Test Mode: UNII-2C/TX A Mode_CH100/CH116/CH140

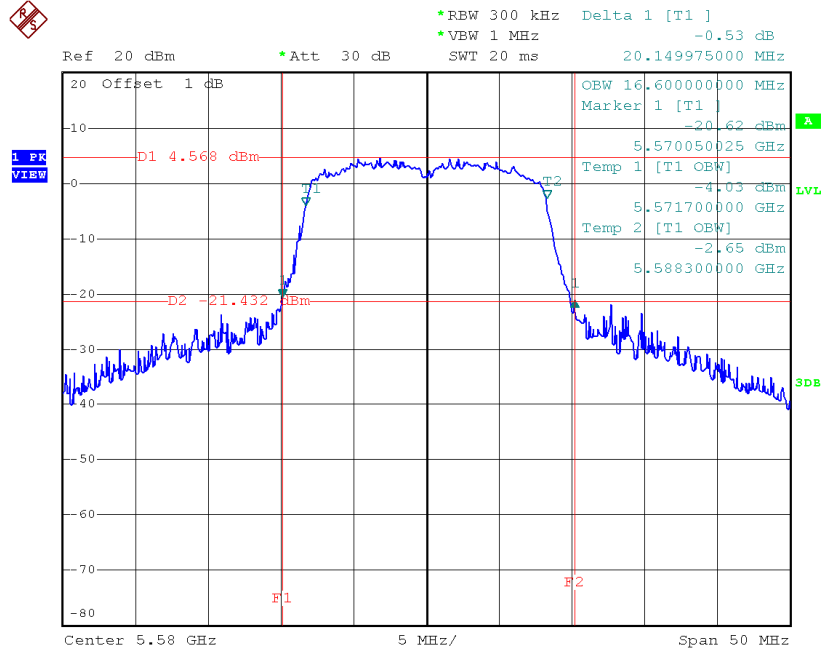
Channel	Frequency (MHz)	26dB Bandwidth (MHz)	99% Occupied Bandwidth (MHz)
CH100	5500	19.79	16.60
CH1 16	5580	20.15	16.60
CH140	5700	20.05	16.60

TX CH100



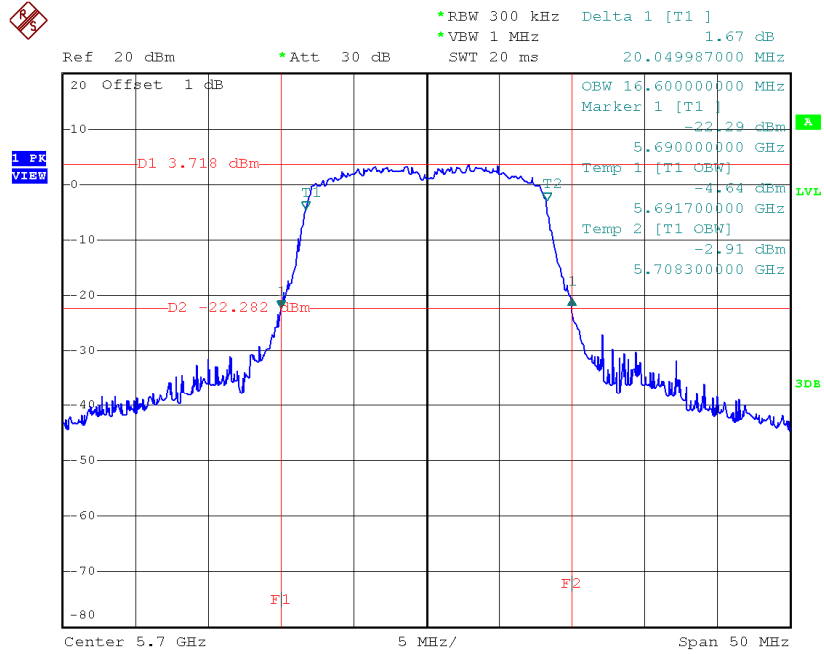
Date: 19.NOV.2014 08:55:50

TX CH116



Date: 19.NOV.2014 19:02:27

TX CH140

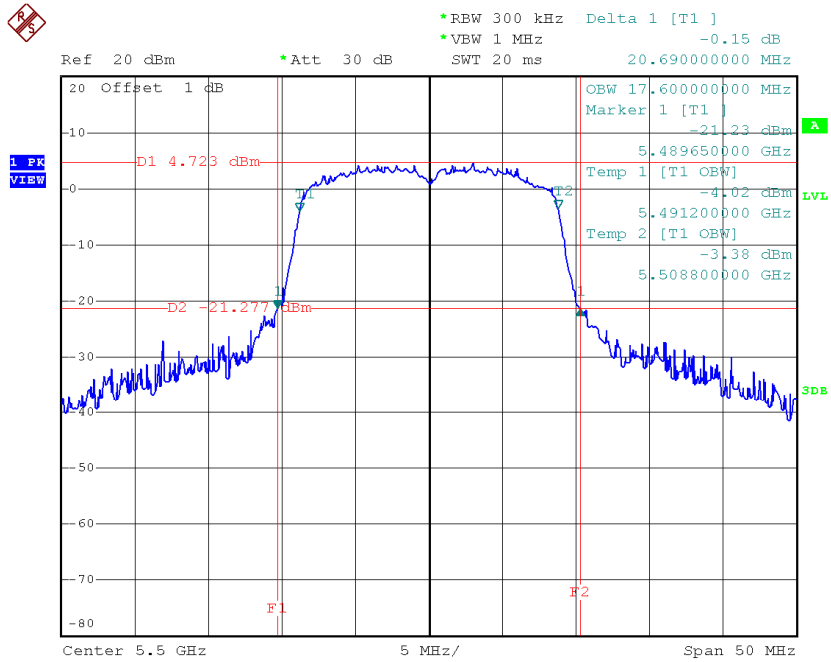


Date: 19.NOV.2014 08:57:56

Test Mode: UNII-2C/TX N20 Mode_CH100/CH116/CH140

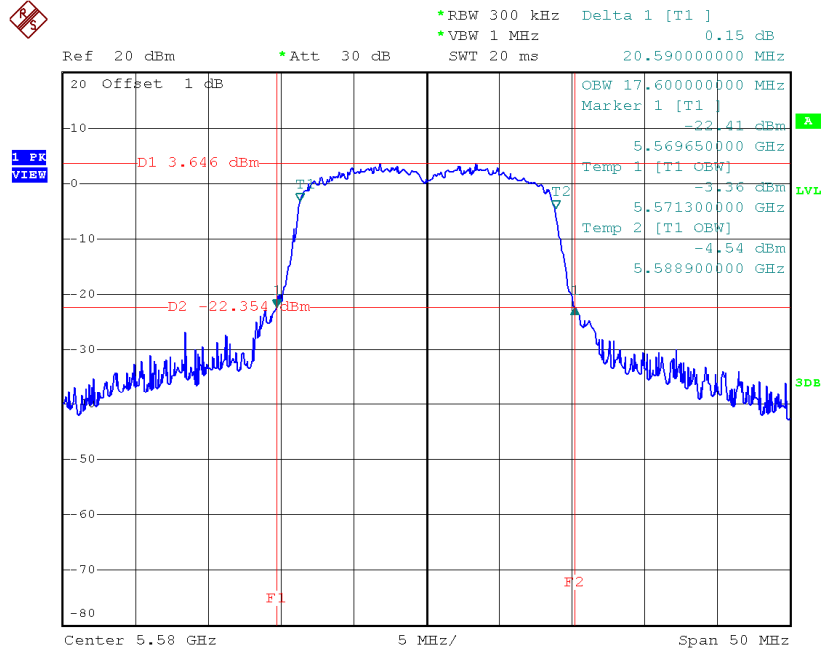
Channel	Frequency (MHz)	26dB Bandwidth (MHz)	99% Occupied Bandwidth (MHz)
CH100	5500	20.69	17.60
CH116	5580	20.59	17.60
CH140	5700	20.75	17.60

TX CH100



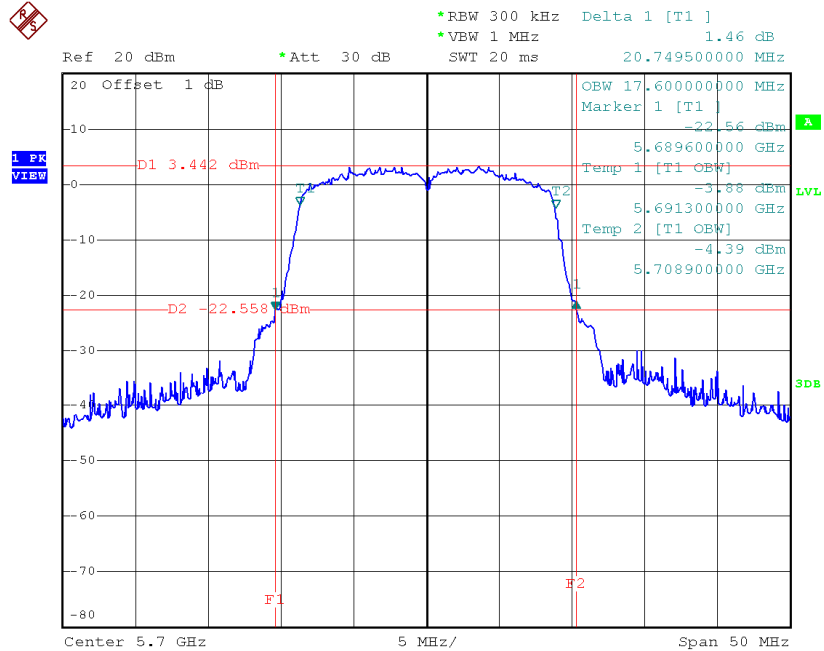
Date: 19.NOV.2014 09:13:45

TX CH116



Date: 19.NOV.2014 09:15:23

TX CH140

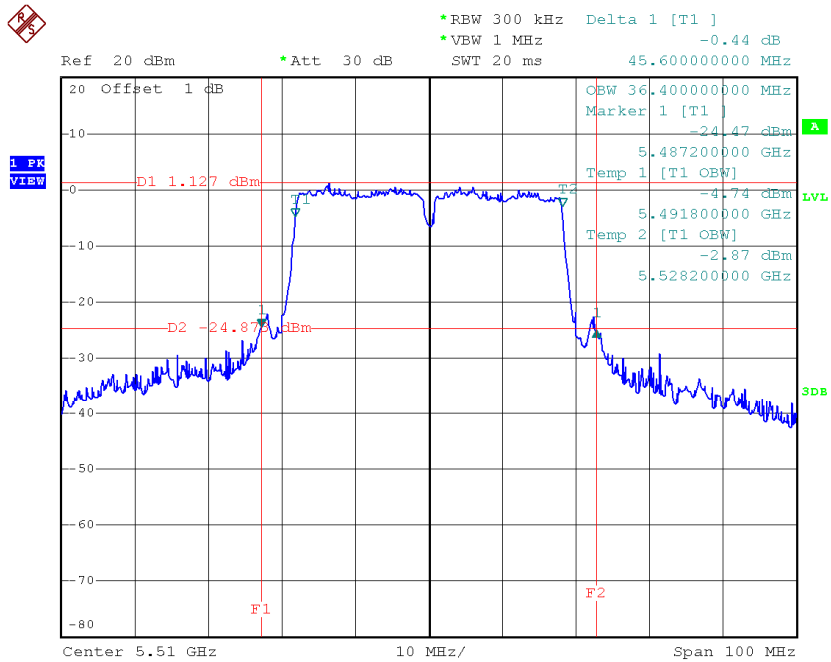


Date: 19.NOV.2014 09:16:33

Test Mode: UNII-2C/TX N40 Mode_CH102/CH110/CH134

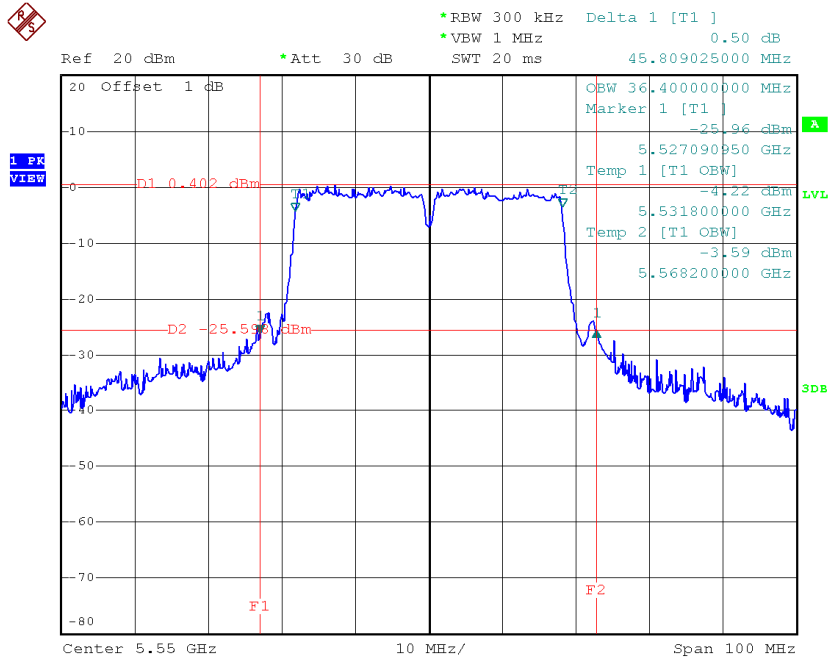
Channel	Frequency (MHz)	26dB Bandwidth (MHz)	99% Occupied Bandwidth (MHz)
CH102	5510	45.60	36.40
CH1 10	5550	45.81	36.40
CH134	5670	45.80	36.40

TX CH102



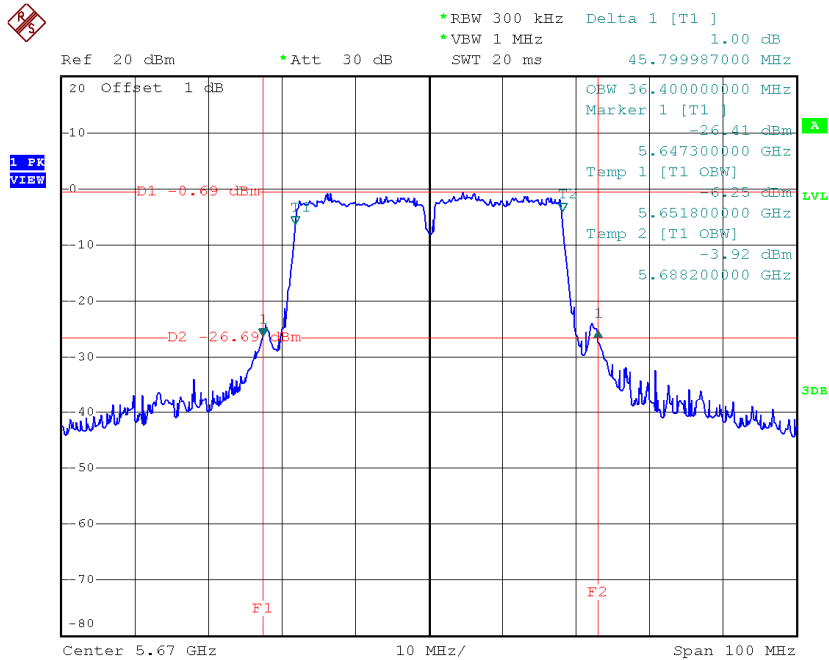
Date: 19.NOV.2014 09:29:55

TX CH110



Date: 19.NOV.2014 09:46:54

TX CH134



Date: 19.NOV.2014 09:47:42

ATTACHMENT F - MAXIMUM OUTPUT POWER

Test Mode: UNII-1/TX A Mode

Channel	Frequency (MHz)	Output Power (dBm)	Duty Factor (dBm)	Output Power+Duty Factor (dBm)	Limit (dBm)	Limit (Watt)
CH36	5180	13.58	0.07	13.65	24.00	0.25
CH40	5200	13.71	0.07	13.78	24.00	0.25
CH48	5240	13.69	0.07	13.76	24.00	0.25

Test Mode: UNII-1/TX N20 Mode_ANT 1

Channel	Frequency (MHz)	Output Power (dBm)	Duty Factor (dBm)	Output Power+Duty Factor (dBm)	Limit (dBm)	Limit (Watt)
CH36	5180	12.57	0.19	12.76	24.00	0.25
CH40	5200	12.76	0.19	12.95	24.00	0.25
CH48	5240	12.59	0.19	12.78	24.00	0.25

Test Mode: UNII-1/TX N20 Mode_ANT 2

Channel	Frequency (MHz)	Output Power (dBm)	Duty Factor (dBm)	Output Power+Duty Factor (dBm)	Limit (dBm)	Limit (Watt)
CH36	5180	12.28	0.19	12.47	24.00	0.25
CH40	5200	12.37	0.19	12.56	24.00	0.25
CH48	5240	12.28	0.19	12.47	24.00	0.25

Test Mode: UNII-1/TX N20 Mode_Total

Channel	Frequency (MHz)	Output Power (dBm)	Duty Factor (dBm)	Output Power+Duty Factor (dBm)	Limit (dBm)	Limit (Watt)
CH36	5180	15.44	0.19	15.63	24.00	0.25
CH40	5200	15.58	0.19	15.77	24.00	0.25
CH48	5240	15.45	0.19	15.64	24.00	0.25

Test Mode: UNII-1/TX N40 Mode_ANT 1

Channel	Frequency (MHz)	Output Power (dBm)	Duty Factor (dBm)	Output Power+Duty Factor (dBm)	Limit (dBm)	Limit (Watt)
CH38	5190	12.35	0.60	12.95	24.00	0.25
CH46	5230	12.27	0.60	12.87	24.00	0.25

Test Mode: UNII-1/TX N40 Mode_ANT 2

Channel	Frequency (MHz)	Output Power (dBm)	Duty Factor (dBm)	Output Power+Duty Factor (dBm)	Limit (dBm)	Limit (Watt)
CH38	5190	12.02	0.60	12.62	24.00	0.25
CH46	5230	12.06	0.60	12.66	24.00	0.25

Test Mode: UNII-1/TX N40 Mode_Total

Channel	Frequency (MHz)	Output Power (dBm)	Duty Factor (dBm)	Output Power+Duty Factor (dBm)	Limit (dBm)	Limit (Watt)
CH38	5190	15.20	0.60	15.80	24.00	0.25
CH46	5230	15.18	0.60	15.78	24.00	0.25

Test Mode: UNII-2A/TX A Mode_ANT 1

Channel	Frequency (MHz)	Output Power (dBm)	Duty Factor (dBm)	Output Power+Duty Factor (dBm)	Limit (dBm)	Limit (Watt)
CH52	5260	13.65	0.07	13.72	24.00	0.25
CH60	5300	13.41	0.07	13.48	24.00	0.25
CH64	5320	13.54	0.07	13.61	24.00	0.25

Test Mode: UNII-2A/TX N20 Mode_ANT 1

Channel	Frequency (MHz)	Output Power (dBm)	Duty Factor (dBm)	Output Power+Duty Factor (dBm)	Limit (dBm)	Limit (Watt)
CH52	5260	12.61	0.19	12.80	24.00	0.25
CH60	5300	12.46	0.19	12.65	24.00	0.25
CH64	5320	12.57	0.19	12.76	24.00	0.25

Test Mode: UNII-2A/TX N20 Mode_ANT 2

Channel	Frequency (MHz)	Output Power (dBm)	Duty Factor (dBm)	Output Power+Duty Factor (dBm)	Limit (dBm)	Limit (Watt)
CH52	5260	12.32	0.19	12.51	24.00	0.25
CH60	5300	12.19	0.19	12.38	24.00	0.25
CH64	5320	12.36	0.19	12.55	24.00	0.25

Test Mode: UNII-2A/TX N20 Mode_Total

Channel	Frequency (MHz)	Output Power (dBm)	Duty Factor (dBm)	Output Power+Duty Factor (dBm)	Limit (dBm)	Limit (Watt)
CH52	5260	15.48	0.19	15.67	24.00	0.25
CH60	5300	15.34	0.19	15.53	24.00	0.25
CH64	5320	15.48	0.19	15.66	24.00	0.25

Test Mode: UNII-2A/TX N40 Mode_ANT 1

Channel	Frequency (MHz)	Output Power (dBm)	Duty Factor (dBm)	Output Power+Duty Factor (dBm)	Limit (dBm)	Limit (Watt)
CH54	5270	12.21	0.60	12.81	24.00	0.25
CH62	5310	12.14	0.60	12.74	24.00	0.25

Test Mode: UNII-2A/TX N40 Mode_ANT 2

Channel	Frequency (MHz)	Output Power (dBm)	Duty Factor (dBm)	Output Power+Duty Factor (dBm)	Limit (dBm)	Limit (Watt)
CH54	5270	12.11	0.60	12.71	24.00	0.25
CH62	5310	11.87	0.60	12.47	24.00	0.25

Test Mode: UNII-2A/TX N40 Mode_Total

Channel	Frequency (MHz)	Output Power (dBm)	Duty Factor (dBm)	Output Power+Duty Factor (dBm)	Limit (dBm)	Limit (Watt)
CH54	5270	15.17	0.60	15.77	24.00	0.25
CH62	5310	15.02	0.60	15.62	24.00	0.25

Test Mode: UNII-2C/TX A Mode

Channel	Frequency (MHz)	Output Power (dBm)	Duty Factor (dBm)	Output Power+Duty Factor (dBm)	Limit (dBm)	Limit (Watt)
CH100	5500	13.38	0.07	13.45	24.00	0.25
CH116	5580	13.43	0.07	13.50	24.00	0.25
CH140	5700	13.11	0.07	13.18	24.00	0.25

Test Mode: UNII-2C/TX N20 Mode_ANT 1

Channel	Frequency (MHz)	Output Power (dBm)	Duty Factor (dBm)	Output Power+Duty Factor (dBm)	Limit (dBm)	Limit (Watt)
CH100	5500	12.31	0.19	12.50	24.00	0.25
CH116	5580	12.43	0.19	12.62	24.00	0.25
CH140	5700	12.08	0.19	12.27	24.00	0.25

Test Mode: UNII-2C/TX N20 Mode_ANT 2

Channel	Frequency (MHz)	Output Power (dBm)	Duty Factor (dBm)	Output Power+Duty Factor (dBm)	Limit (dBm)	Limit (Watt)
CH100	5500	12.11	0.19	12.30	24.00	0.25
CH116	5580	12.25	0.19	12.44	24.00	0.25
CH140	5700	12.19	0.19	12.38	24.00	0.25

Test Mode: UNII-2C/TX N20 Mode_Total

Channel	Frequency (MHz)	Output Power (dBm)	Duty Factor (dBm)	Output Power+Duty Factor (dBm)	Limit (dBm)	Limit (Watt)
CH100	5500	15.22	0.19	15.41	24.00	0.25
CH116	5580	15.35	0.19	15.54	24.00	0.25
CH140	5700	15.15	0.19	15.33	24.00	0.25

Test Mode: UNII-2C/TX N40 Mode_ANT 1

Channel	Frequency (MHz)	Output Power (dBm)	Duty Factor (dBm)	Output Power+Duty Factor (dBm)	Limit (dBm)	Limit (Watt)
CH102	5510	12.58	0.60	13.18	24.00	0.25
CH110	5550	12.51	0.60	13.11	24.00	0.25
CH134	5670	12.43	0.60	13.03	24.00	0.25

Test Mode: UNII-2C/TX N40 Mode_ANT 2

Channel	Frequency (MHz)	Output Power (dBm)	Duty Factor (dBm)	Output Power+Duty Factor (dBm)	Limit (dBm)	Limit (Watt)
CH102	5510	11.91	0.60	12.51	24.00	0.25
CH110	5550	12.01	0.60	12.61	24.00	0.25
CH134	5670	11.93	0.60	12.53	24.00	0.25

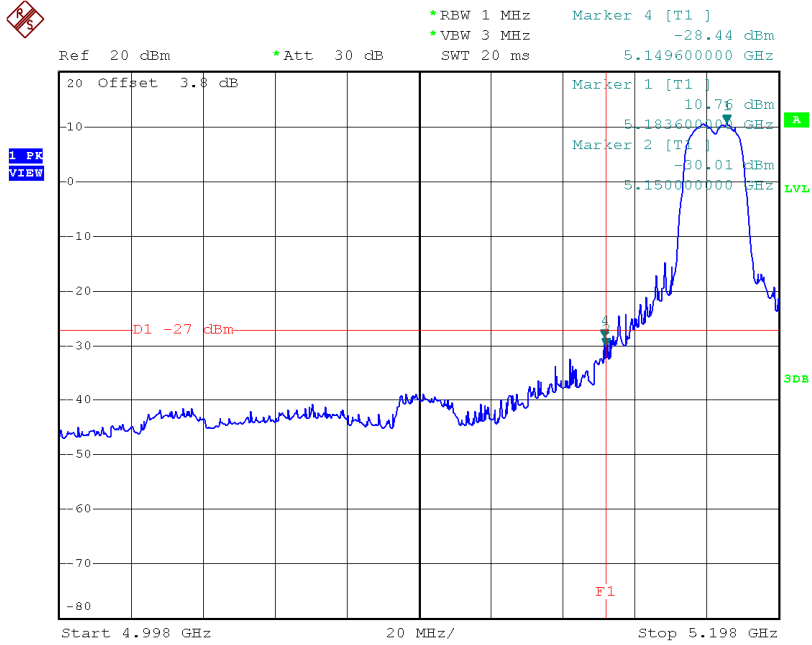
Test Mode: UNII-2C/TX N40 Mode_Total

Channel	Frequency (MHz)	Output Power (dBm)	Duty Factor (dBm)	Output Power+Duty Factor (dBm)	Limit (dBm)	Limit (Watt)
CH102	5510	15.27	0.60	15.87	24.00	0.25
CH110	5550	15.28	0.60	15.88	24.00	0.25
CH134	5670	15.20	0.60	15.80	24.00	0.25

ATTACHMENT G - ANTENNA CONDUCTED SPURIOUS EMISSION

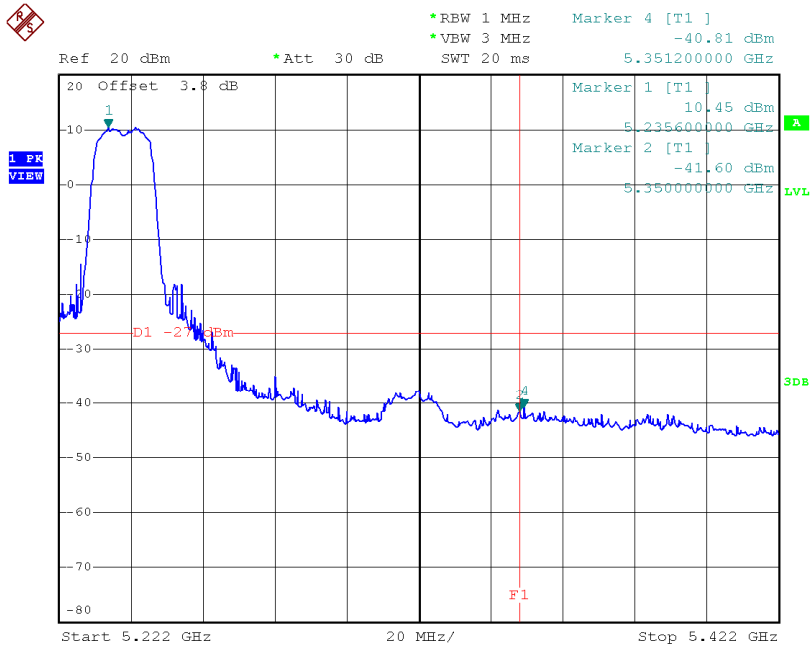
Test Mode: UNII-1/TX A Mode

TX mode CH36



Date: 19.NOV.2014 17:50:35

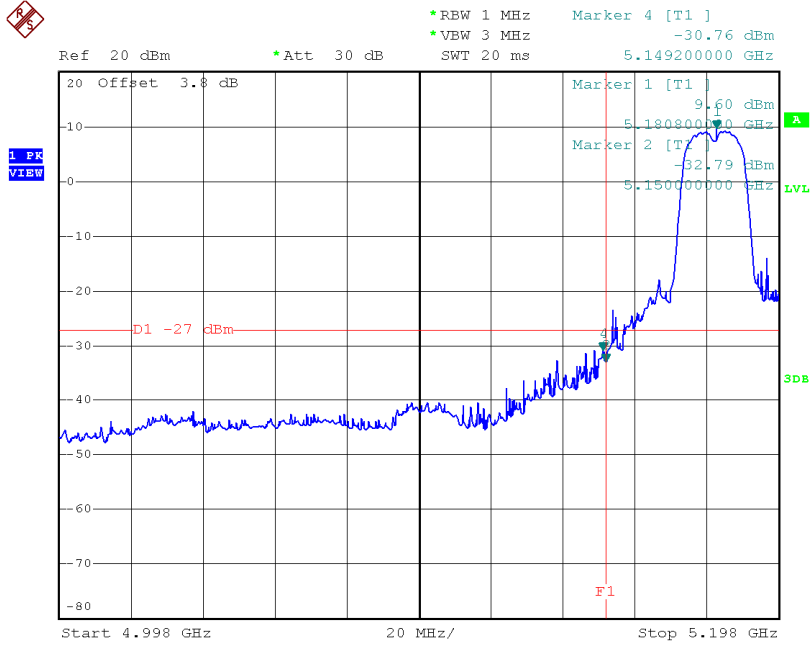
TX mode CH48



Date: 19.NOV.2014 08:42:02

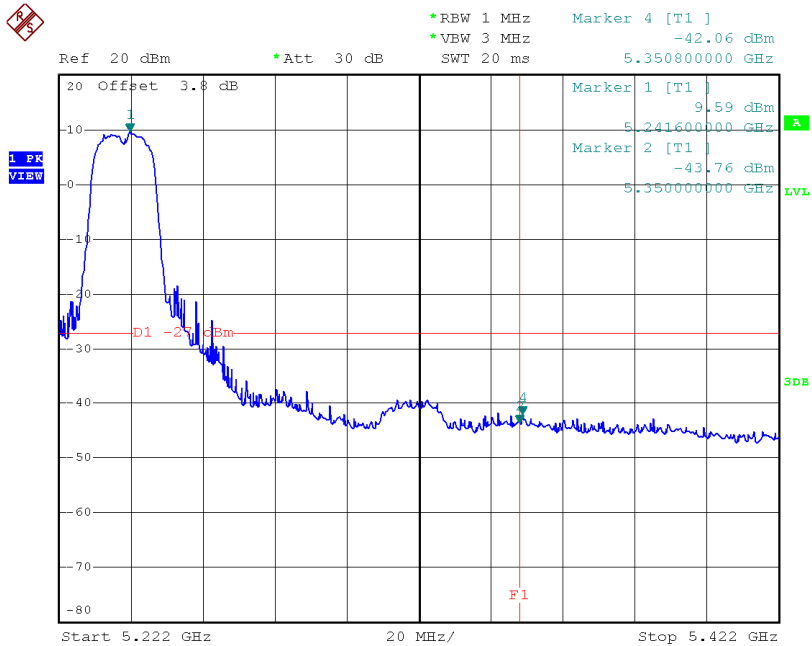
Test Mode: UNII-1/TX N20 Mode_ANT 1

TX mode CH36



Date: 19.NOV.2014 17:57:49

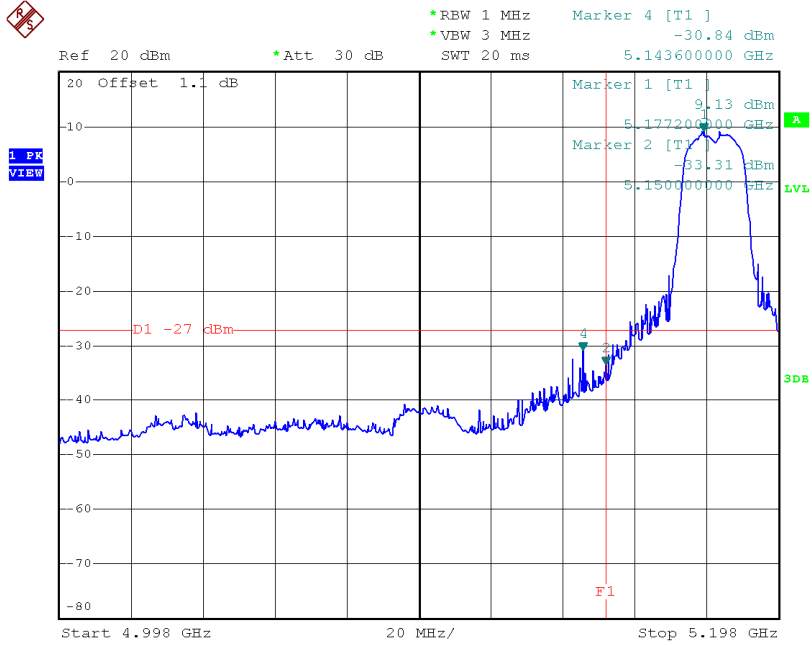
TX mode CH48



Date: 19.NOV.2014 09:08:08

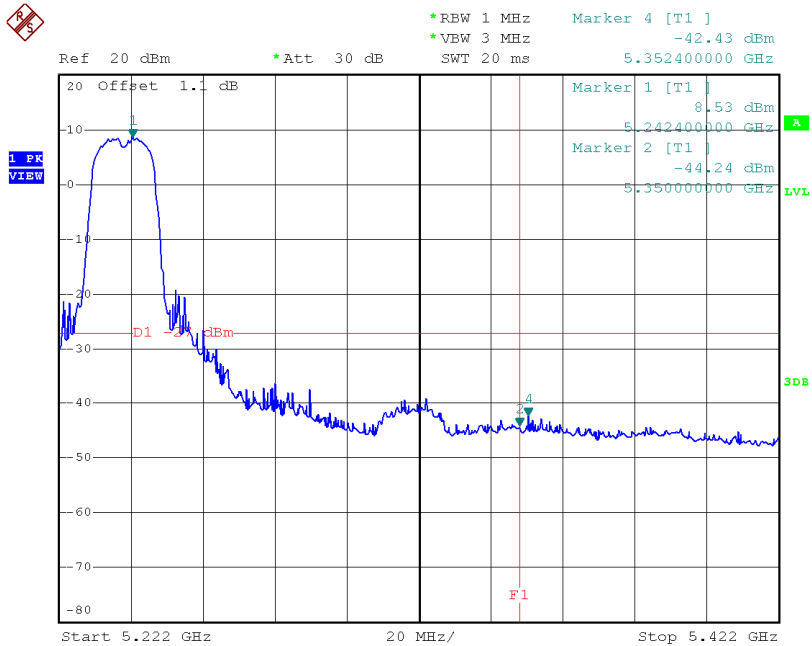
Test Mode: UNII-1/TX N20 Mode_ANT 2

TX mode CH36



Date: 19.NOV.2014 18:33:34

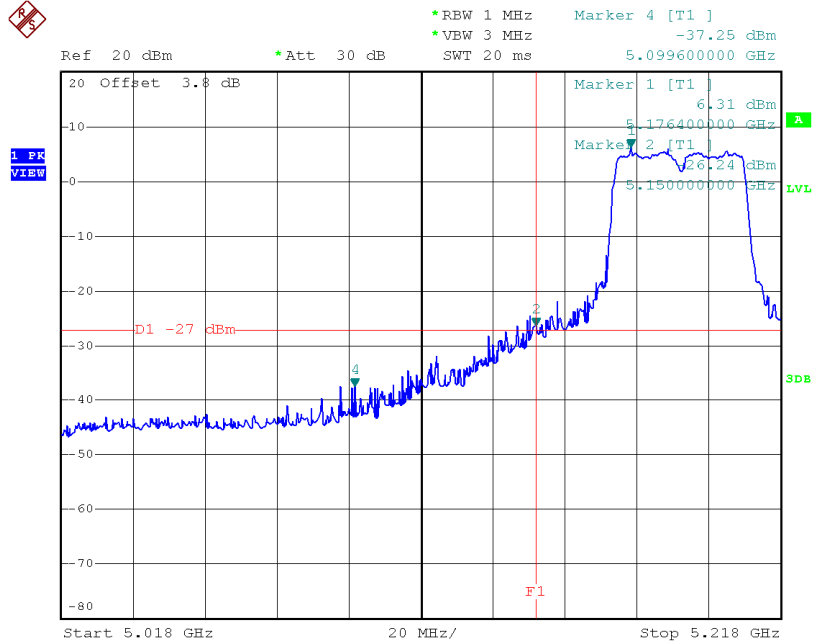
TX mode CH48



Date: 19.NOV.2014 18:35:59

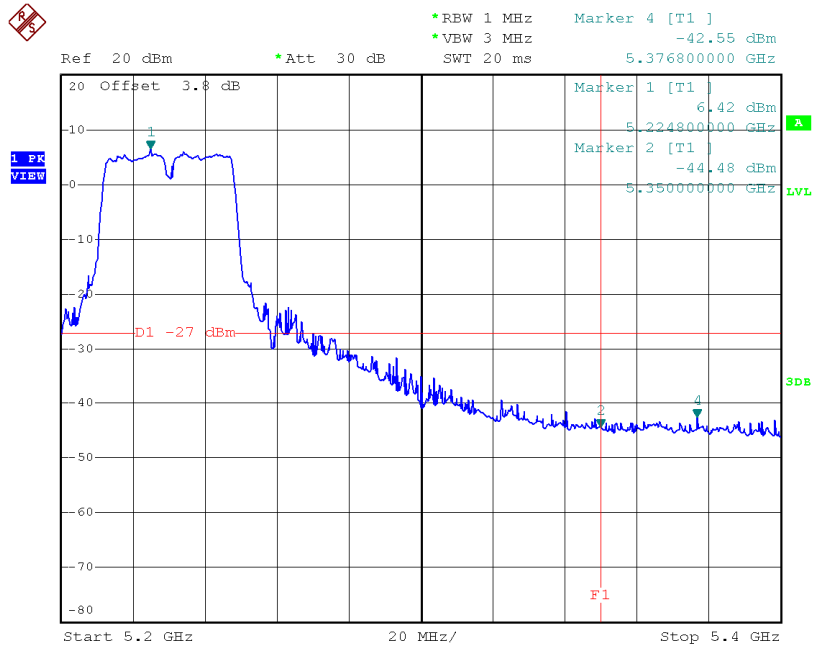
Test Mode: UNII-1/TX N40 Mode_ANT 1

TX mode CH38



Date: 19.NOV.2014 18:01:37

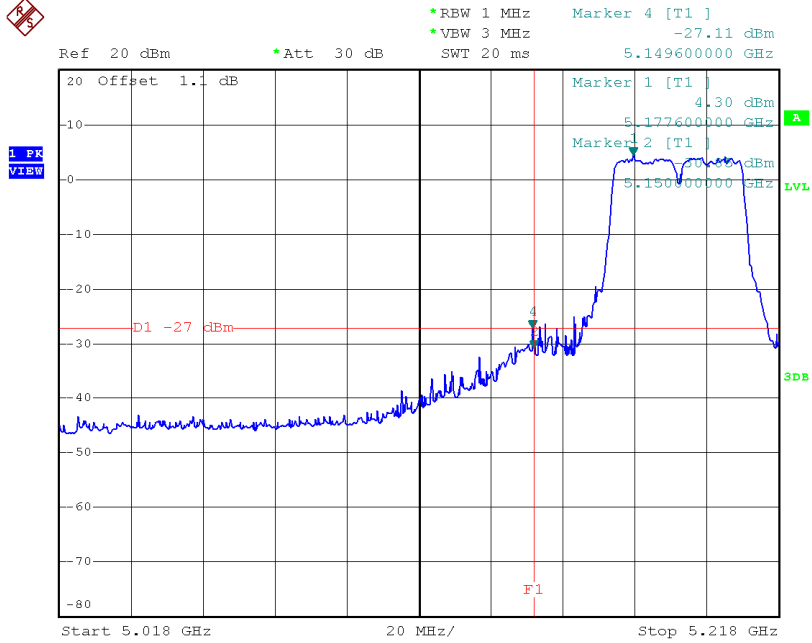
TX mode CH46



Date: 19.NOV.2014 09:44:43

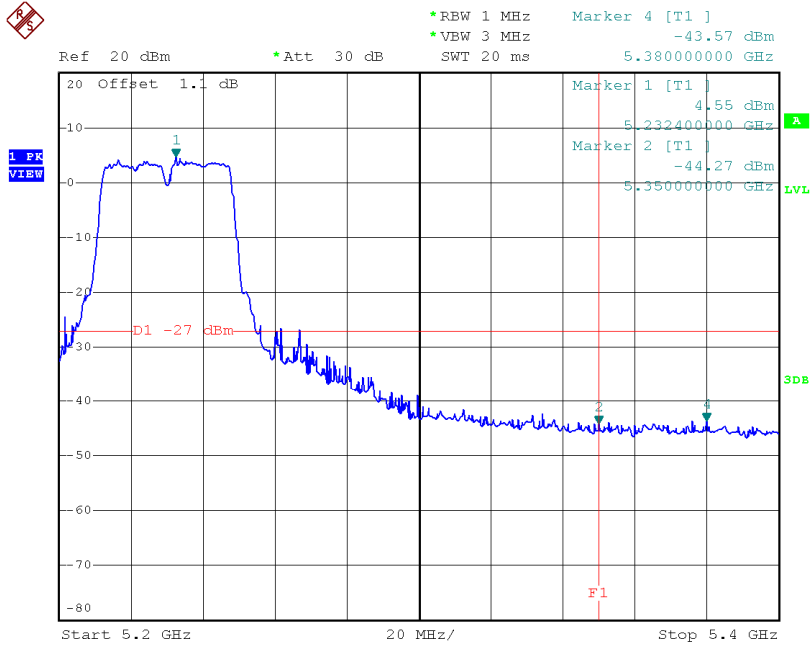
Test Mode: UNII-1/TX N40 Mode_ANT 2

TX mode CH38



Date: 19.NOV.2014 18:25:38

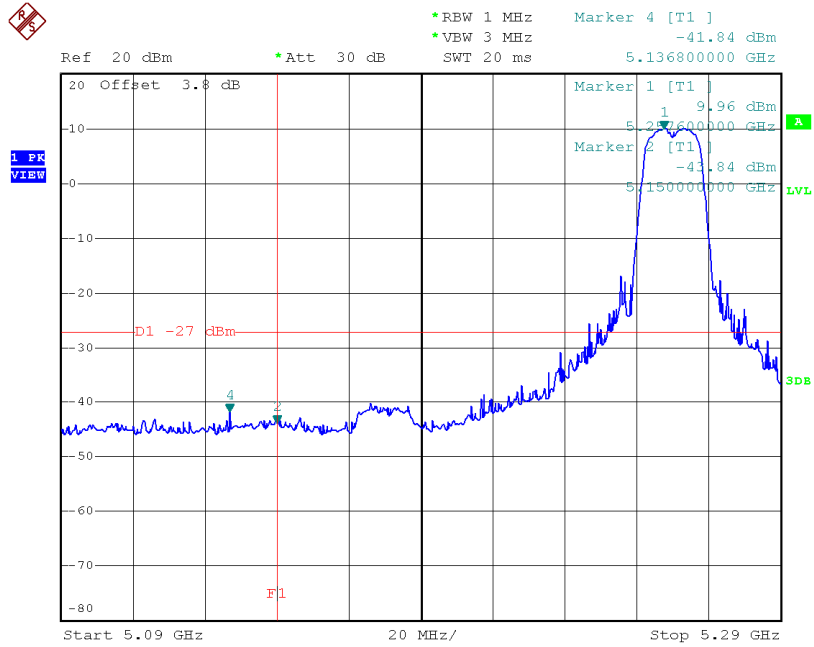
TX mode CH46



Date: 19.NOV.2014 18:26:42

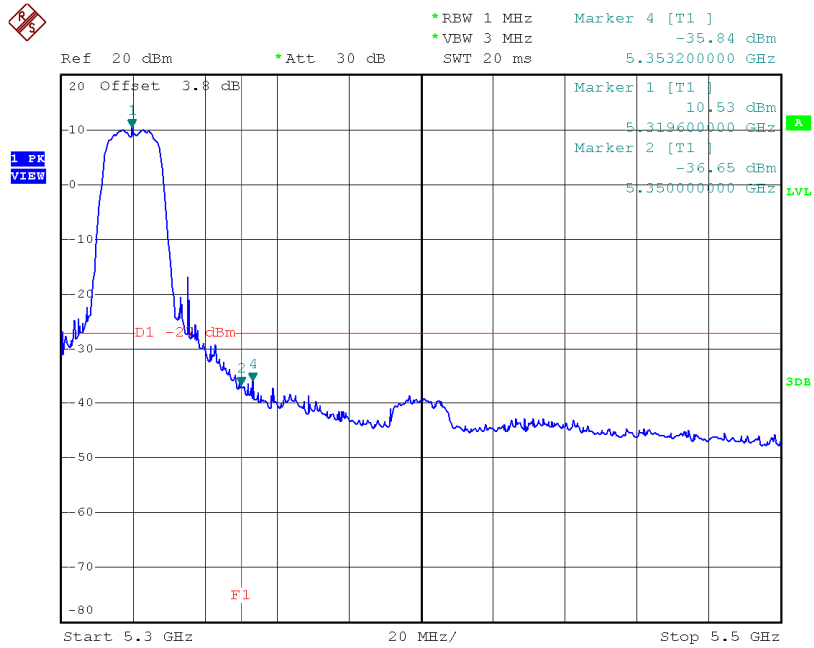
Test Mode: UNII-2A/TX A Mode

TX mode CH52



Date: 19.NOV.2014 08:43:43

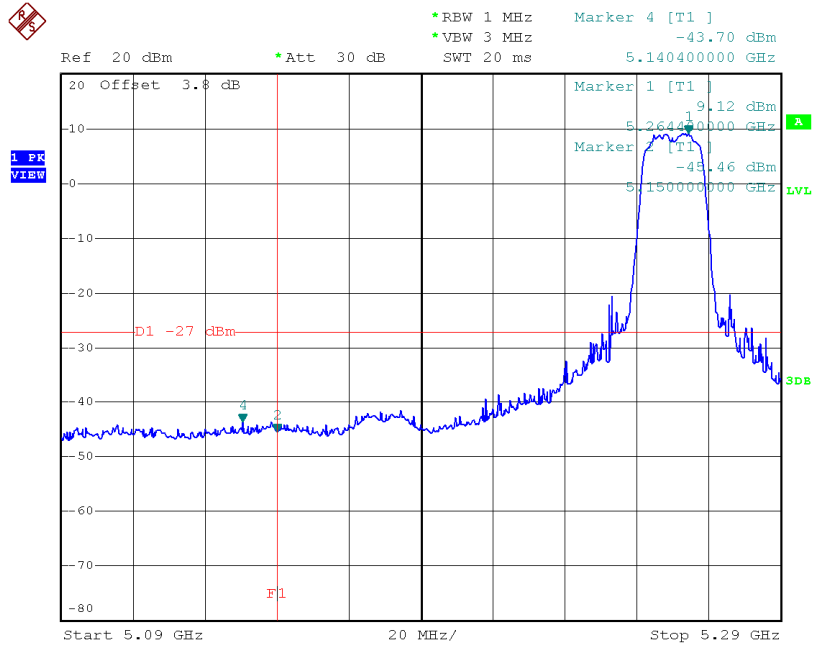
TX mode CH64



Date: 19.NOV.2014 08:51:21

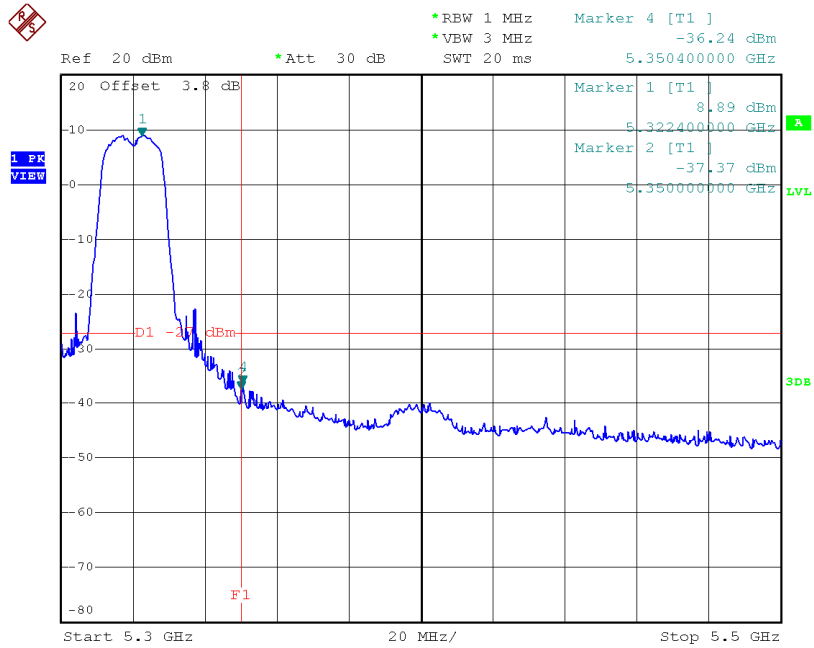
Test Mode: UNII-2A/TX N20 Mode_ANT 1

TX mode CH52



Date: 19.NOV.2014 09:09:16

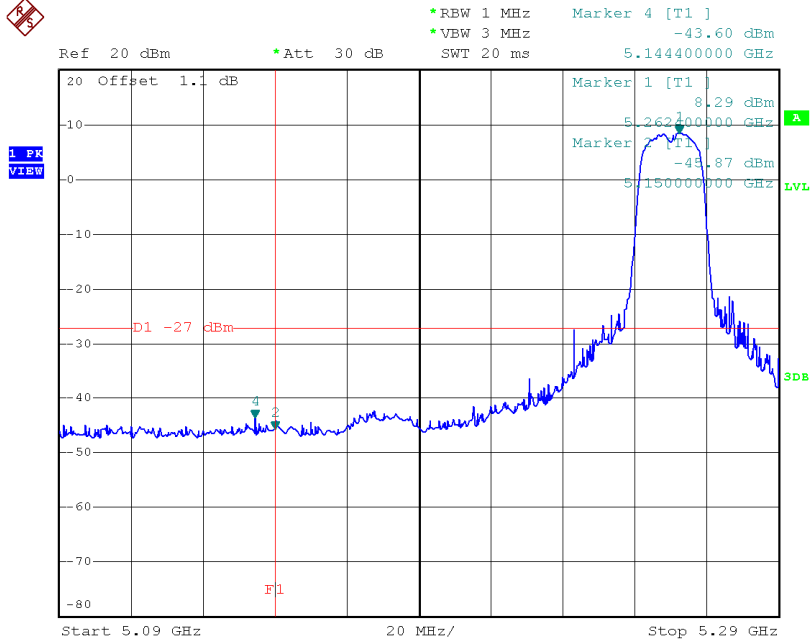
TX mode CH64



Date: 19.NOV.2014 09:11:49

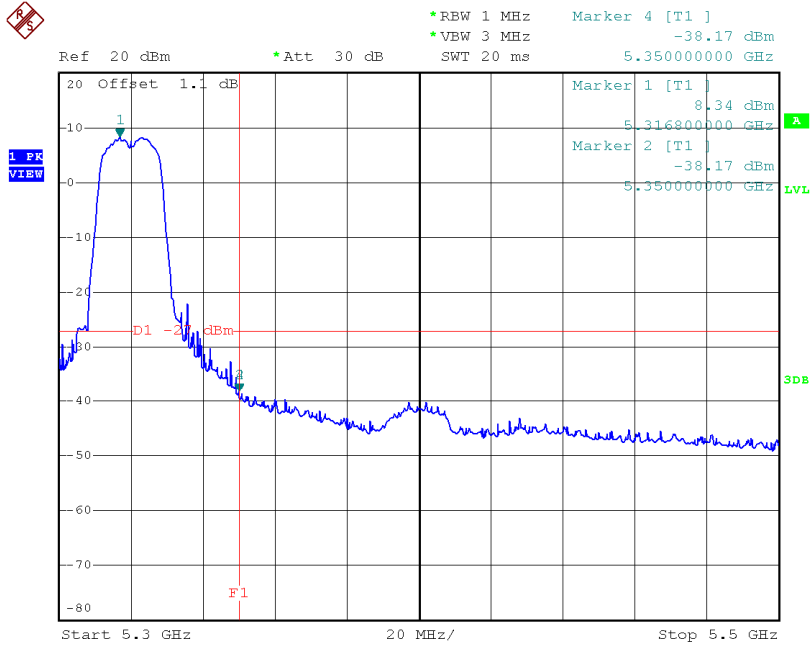
Test Mode: UNII-2A/TX N20 Mode_ANT 2

TX mode CH52



Date: 19.NOV.2014 18:36:49

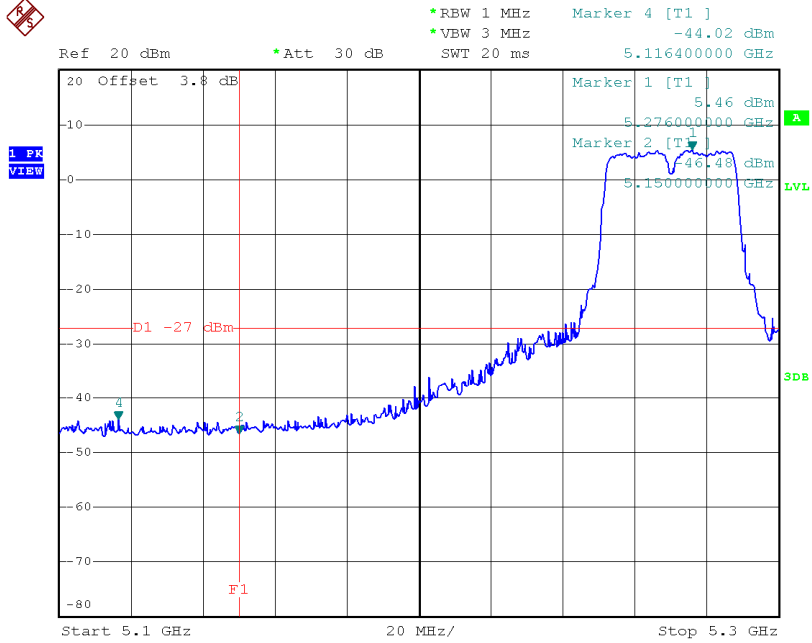
TX mode CH64



Date: 19.NOV.2014 18:38:20

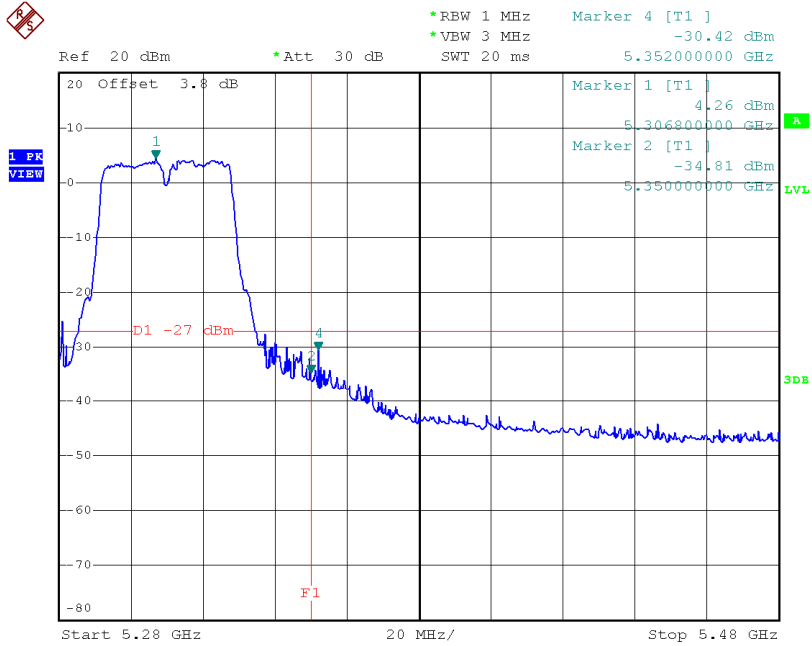
Test Mode: UNII-2A/TX N40 Mode_ANT 1

TX mode CH54



Date: 19.NOV.2014 09:28:45

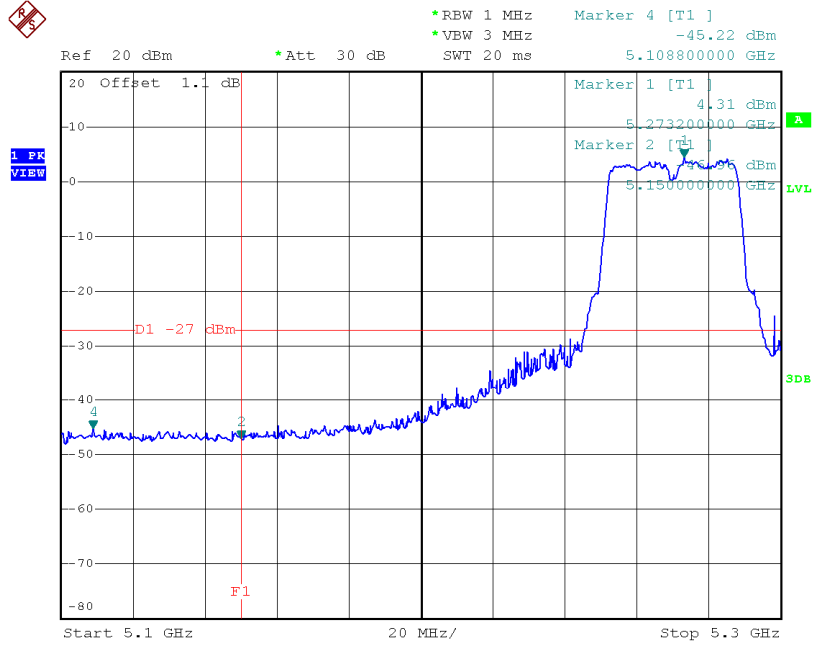
TX mode CH62



Date: 19.NOV.2014 18:46:45

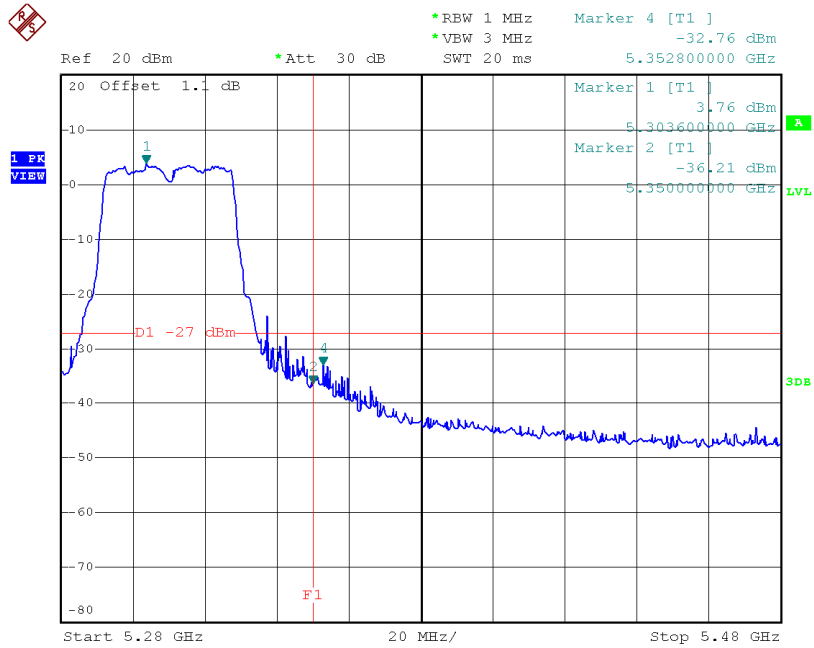
Test Mode: UNII-2A/TX N40 Mode_ANT 2

TX mode CH54



Date: 19.NOV.2014 18:27:48

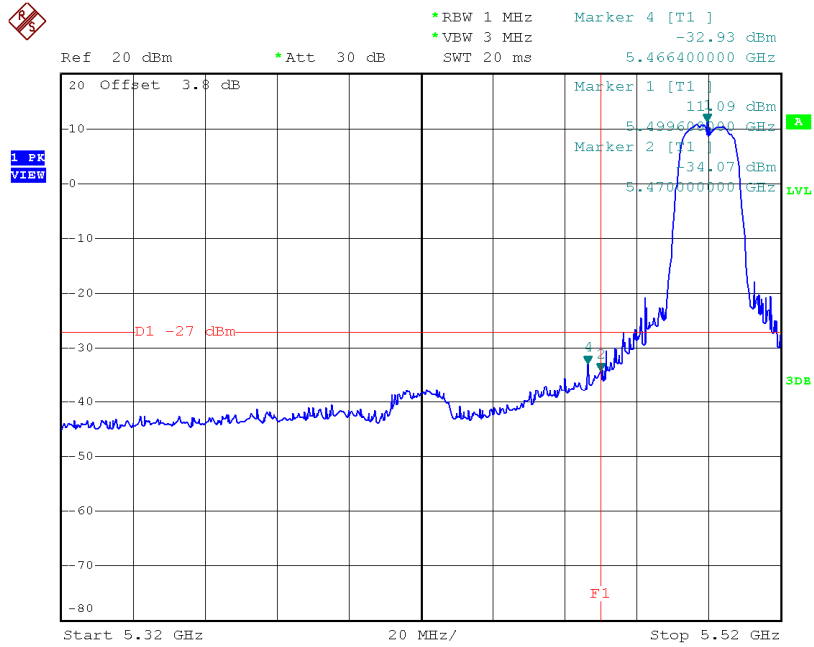
TX mode CH62



Date: 19.NOV.2014 18:29:02

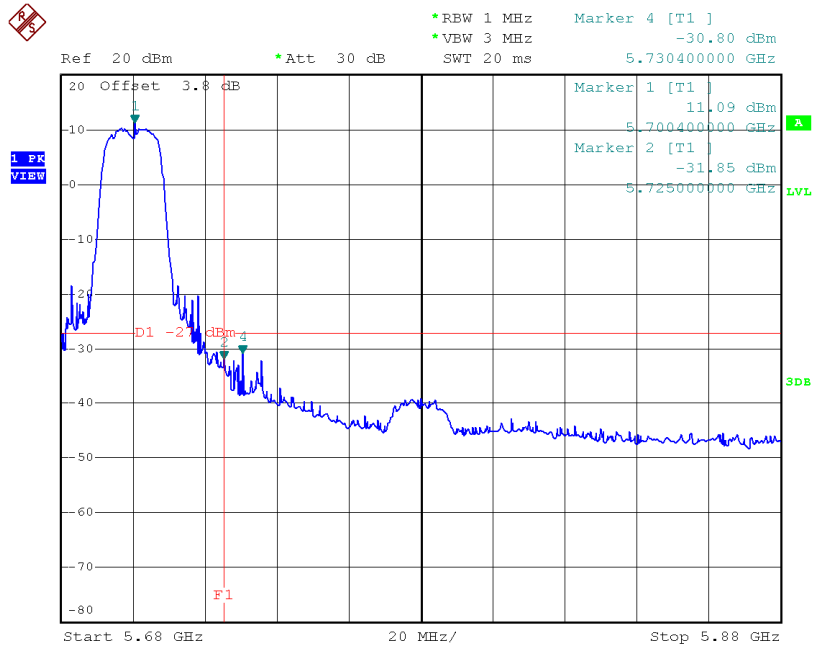
Test Mode: UNII-2C/TX A Mode_ANT 1

TX mode CH100



Date: 19.NOV.2014 08:56:07

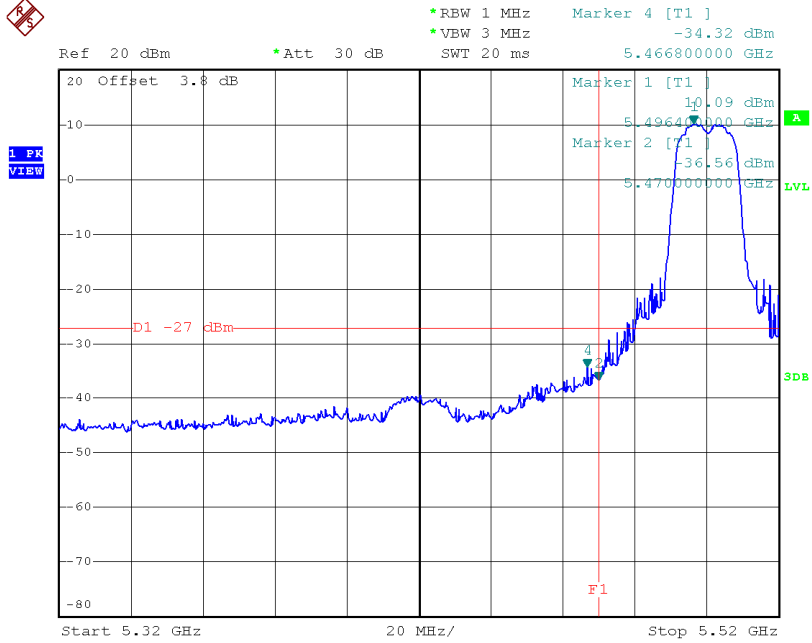
TX mode CH140



Date: 19.NOV.2014 17:54:56

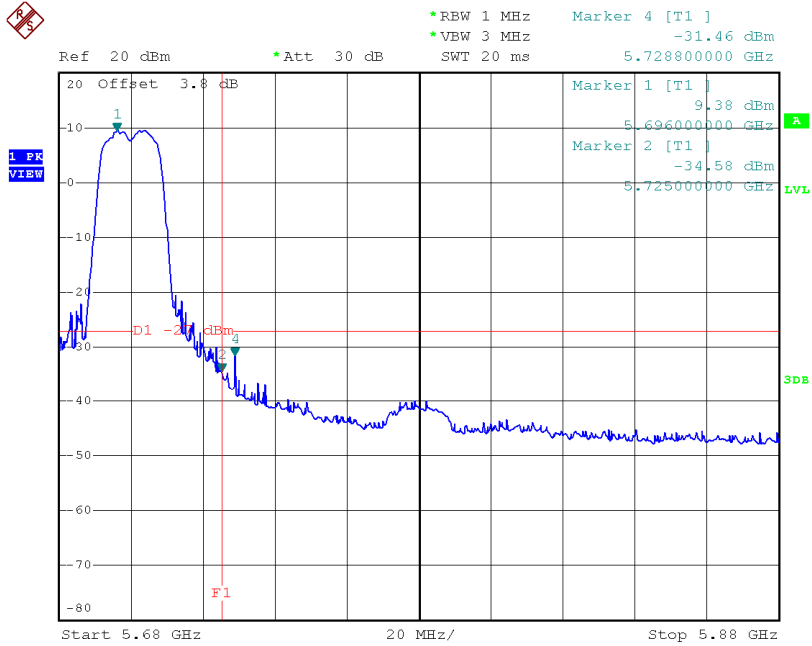
Test Mode: UNII-2C/TX N20 Mode_ANT 1

TX mode CH100



Date: 19.NOV.2014 17:58:53

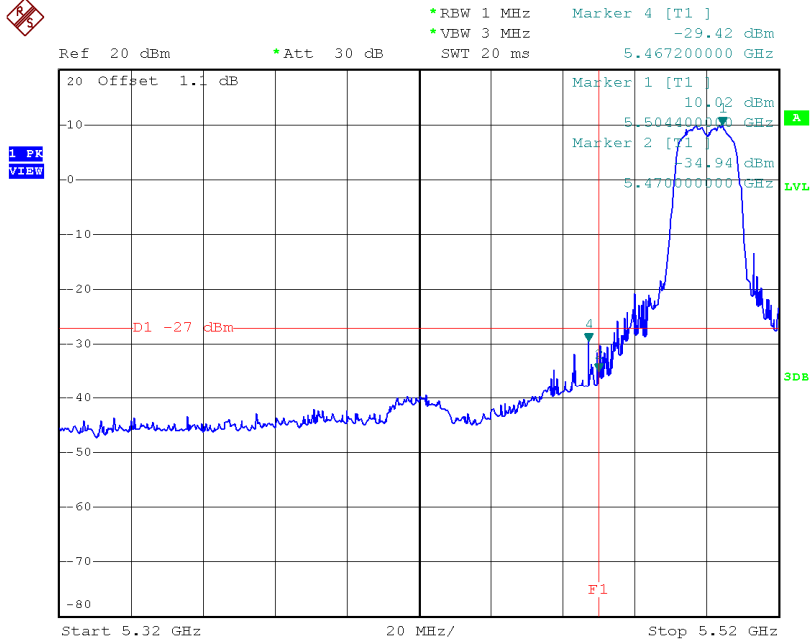
TX mode CH140



Date: 19.NOV.2014 09:16:50

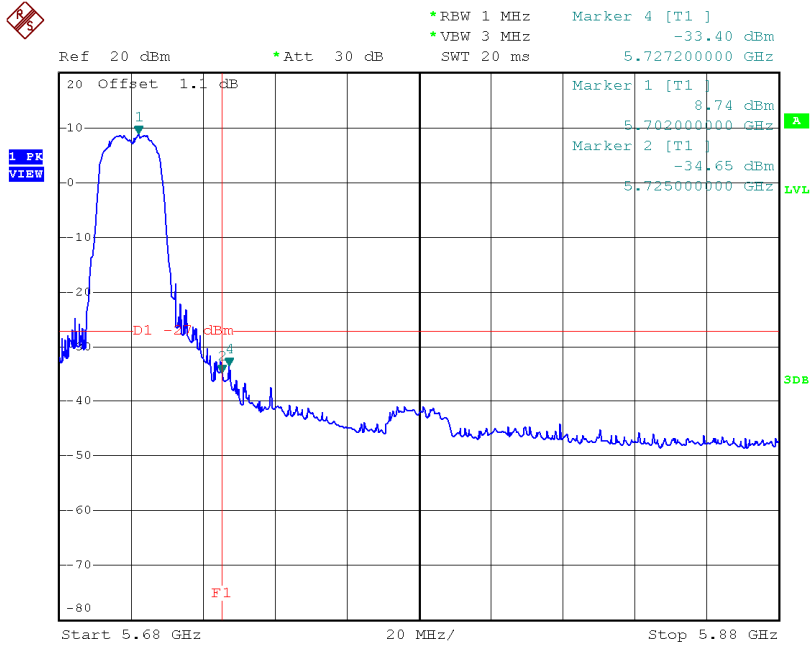
Test Mode: UNII-2C/TX N20 Mode_ANT 2

TX mode CH100



Date: 19.NOV.2014 18:39:07

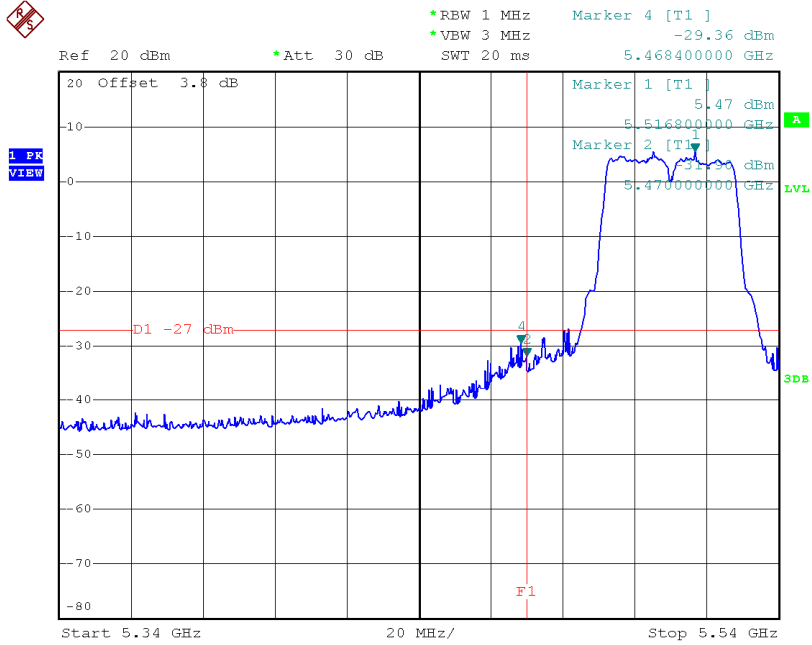
TX mode CH140



Date: 19.NOV.2014 18:40:55

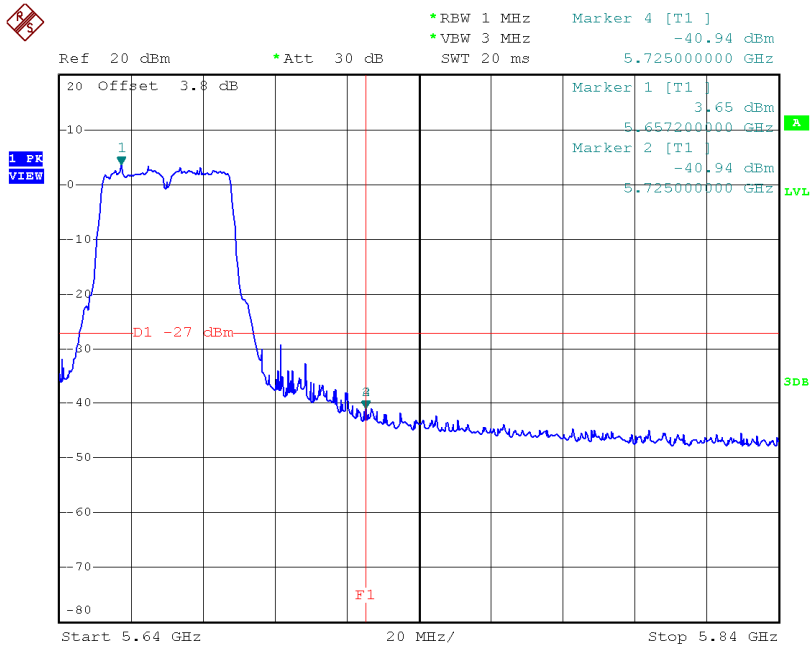
Test Mode: UNII-2C/TX N40 Mode_ANT 1

TX mode CH102



Date: 19.NOV.2014 18:17:13

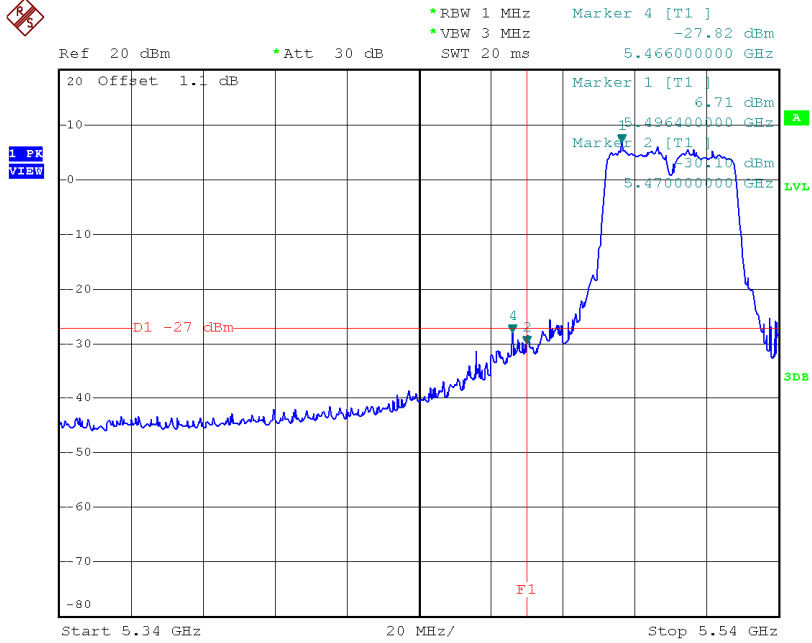
TX mode CH134



Date: 19.NOV.2014 18:20:26

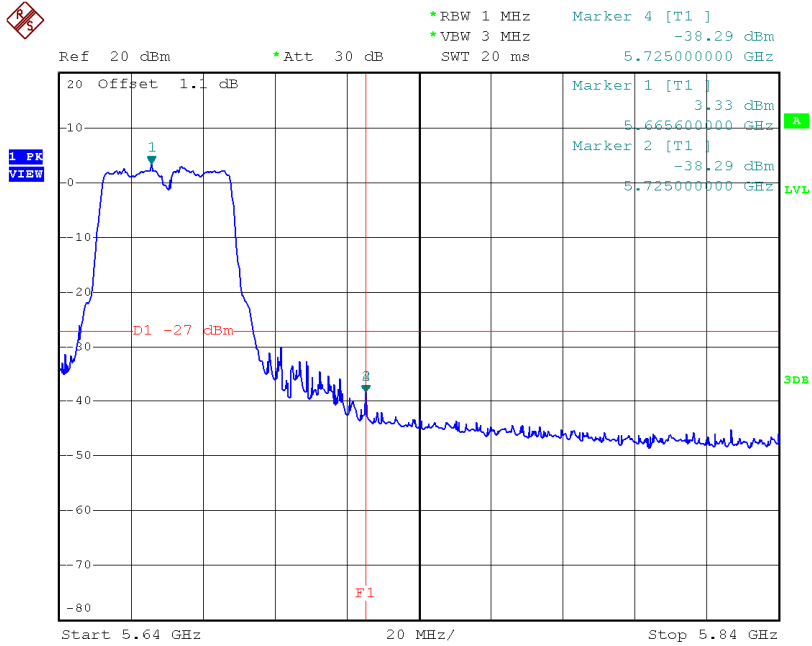
Test Mode: UNII-2C/TX N40 Mode_ANT 2

TX mode CH102



Date: 19.NOV.2014 18:29:57

TX mode CH134

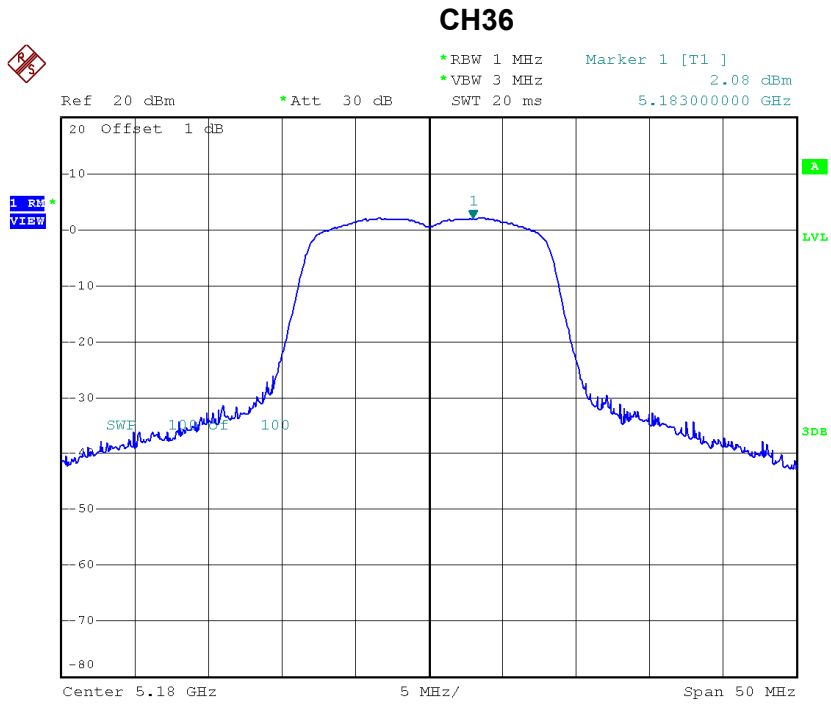


Date: 19.NOV.2014 18:22:47

ATTACHMENT H - POWER SPECTRAL DENSITY

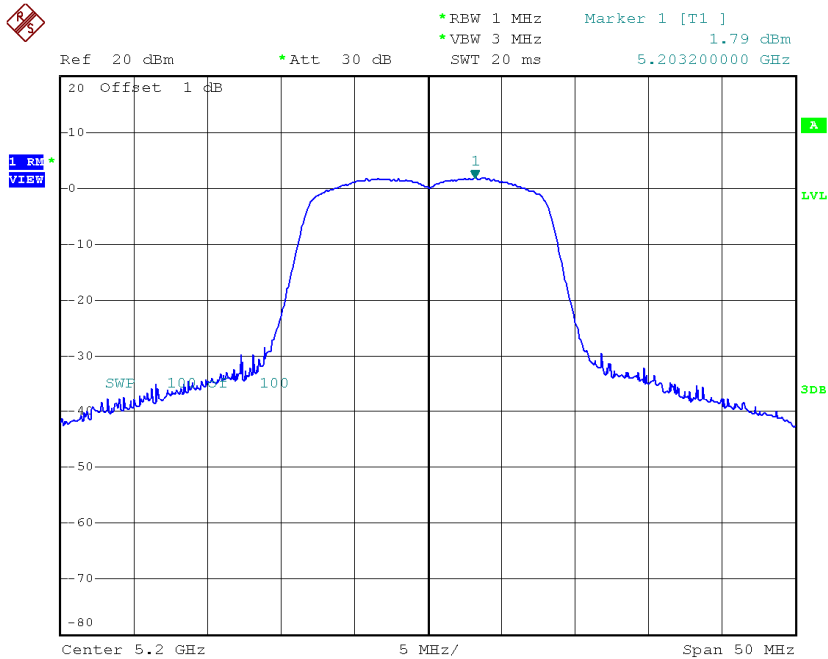
Test Mode: UNII-1/ TX A Mode_CH36/CH40/CH48_ANT 1

Channel	Frequency (MHz)	Power Density (dBm/MHz)	Duty Factor (dBm/MHz)	Power Density+Duty Factor (dBm/MHz)	Limit (dBm/MHz)
CH36	5180	2.08	0.07	2.15	11.00
CH40	5200	1.79	0.07	1.86	11.00
CH48	5240	1.70	0.07	1.77	11.00



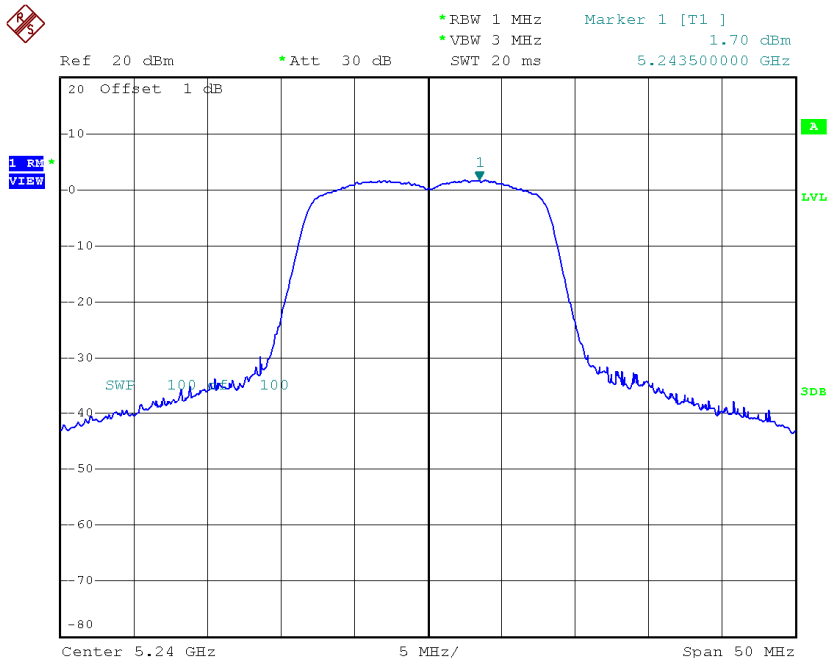
Date: 19.NOV.2014 08:34:42

CH40



Date: 19.NOV.2014 08:39:35

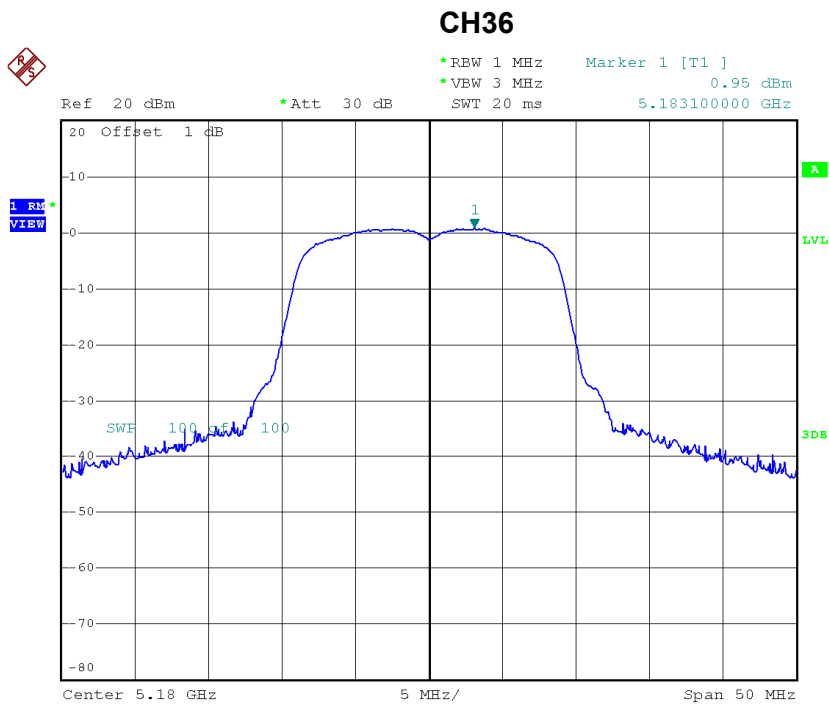
CH48



Date: 19.NOV.2014 08:41:55

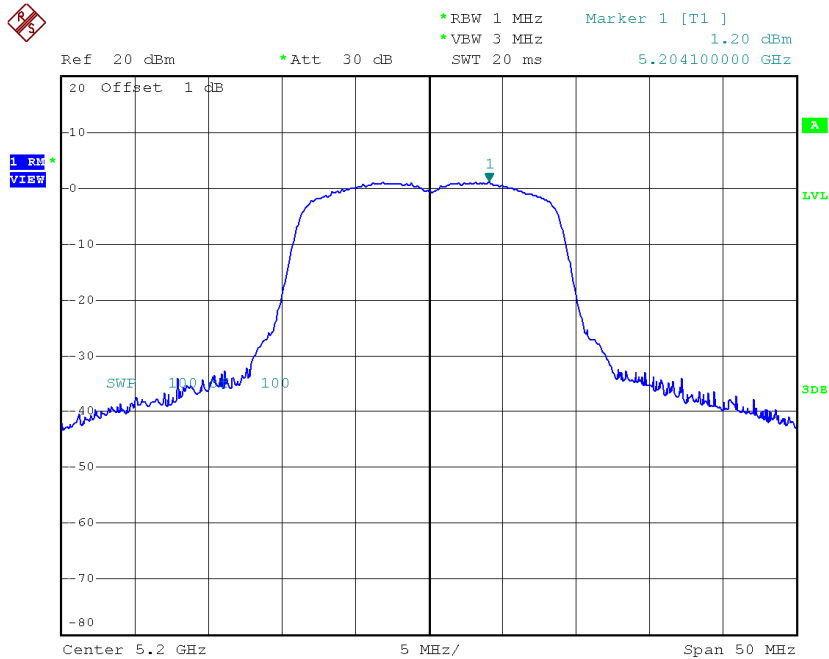
Test Mode: UNII-1/TX N20 Mode_CH36/CH40/CH48_ANT 1

Channel	Frequency (MHz)	Power Density (dBm/MHz)	Duty Factor (dBm/MHz)	Power Density+Duty Factor (dBm/MHz)	Limit (dBm/MHz)
CH36	5180	0.95	0.19	1.14	11.00
CH40	5200	1.20	0.19	1.39	11.00
CH48	5240	0.61	0.19	0.80	11.00



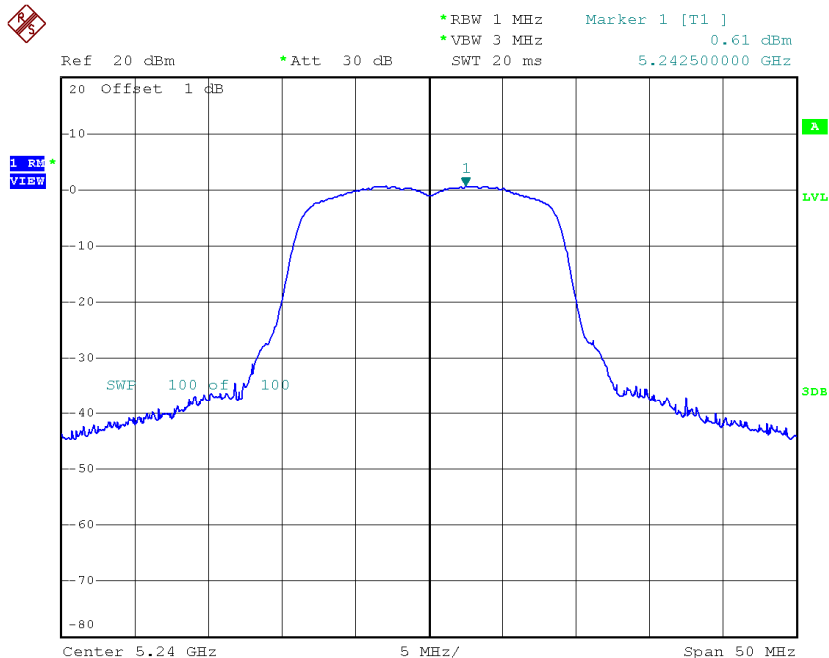
Date: 19.NOV.2014 09:02:53

CH40



Date: 19.NOV.2014 09:06:53

CH48

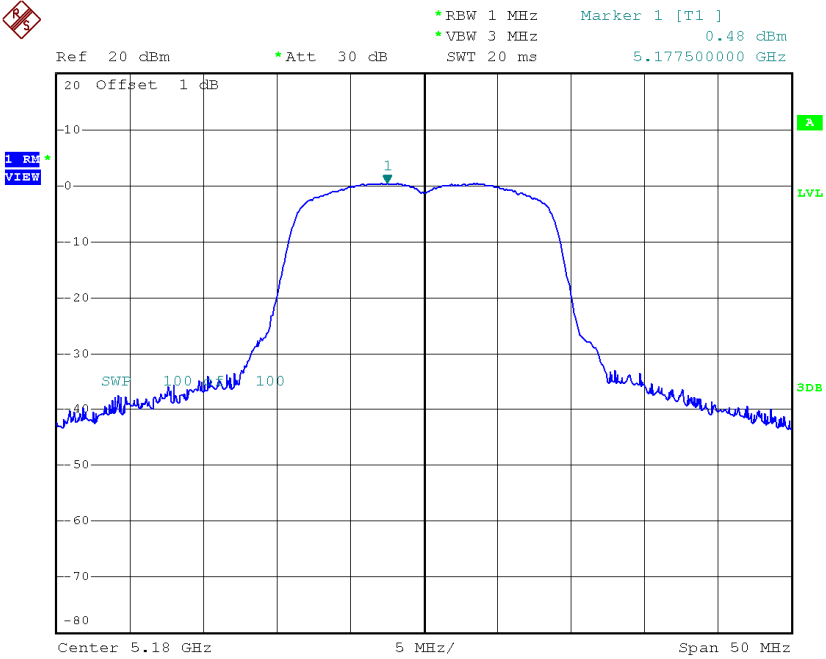


Date: 19.NOV.2014 09:08:00

Test Mode: UNII-1/TX N20 Mode_CH36/CH40/CH48_ANT 2

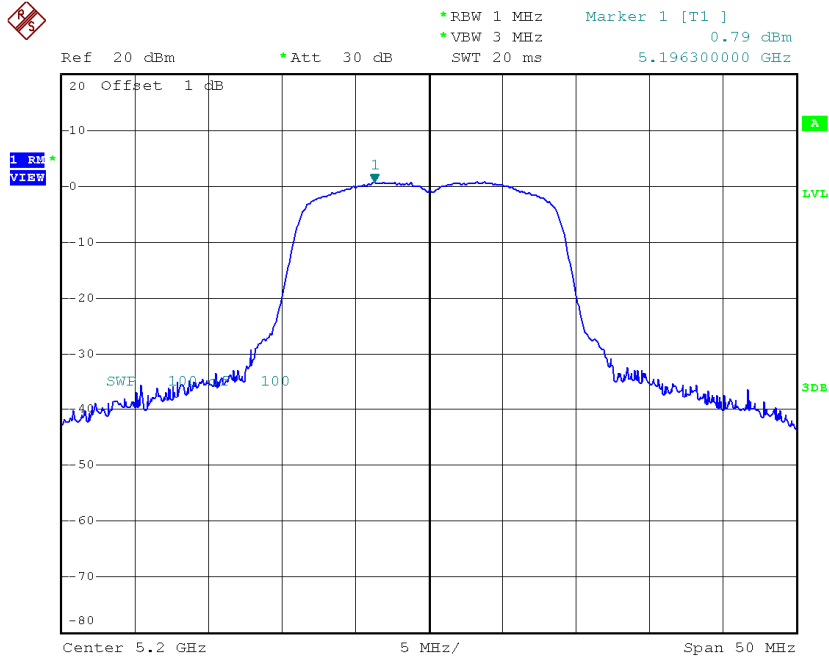
Channel	Frequency (MHz)	Power Density (dBm/MHz)	Duty Factor (dBm/MHz)	Power Density+Duty Factor (dBm/MHz)	Limit (dBm/MHz)
CH36	5180	0.48	0.19	0.67	11.00
CH40	5200	0.79	0.19	0.98	11.00
CH48	5240	0.35	0.19	0.54	11.00

CH36



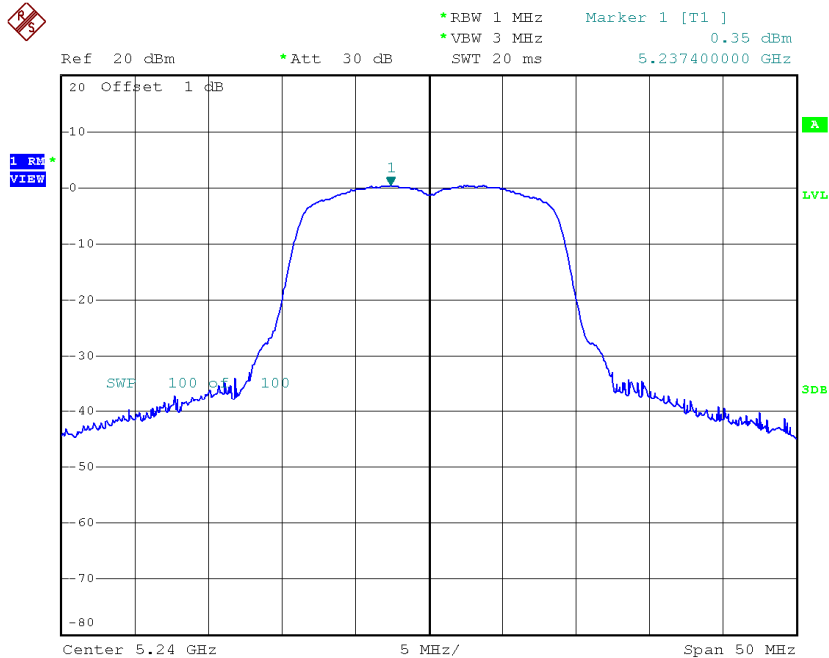
Date: 19.NOV.2014 18:33:26

CH40



Date: 19.NOV.2014 18:35:14

CH48



Date: 19.NOV.2014 18:35:52

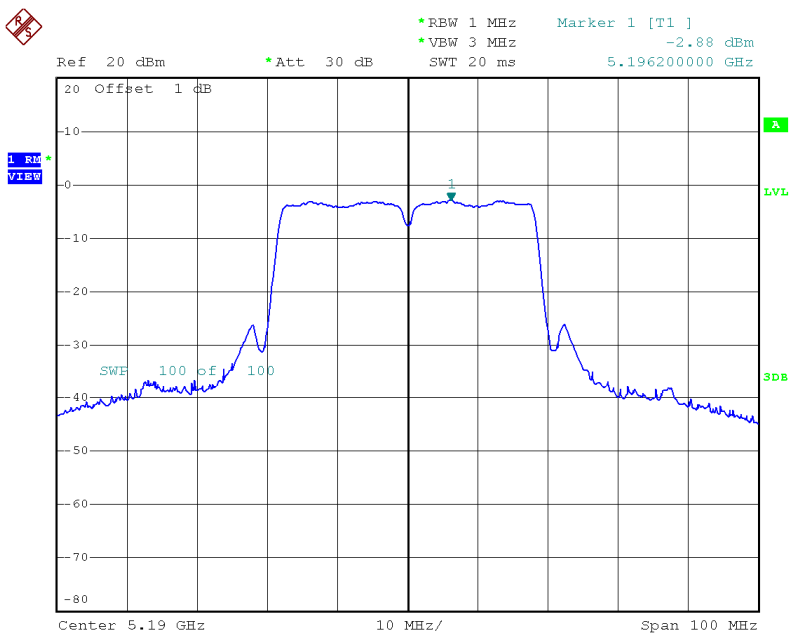
Test Mode: UNII-1/TX N20 Mode_CH36/CH40/CH48_Total

Channel	Frequency (MHz)	Power Density (dBm/MHz)	Duty Factor (dBm/MHz)	Power Density+Duty Factor (dBm/MHz)	Limit (dBm/MHz)
CH36	5180	3.73	0.19	3.92	11.00
CH40	5200	4.01	0.19	4.20	11.00
CH48	5240	3.49	0.19	3.68	11.00

Test Mode: UNII-1/TX N40 Mode_CH38/CH46_ANT 1

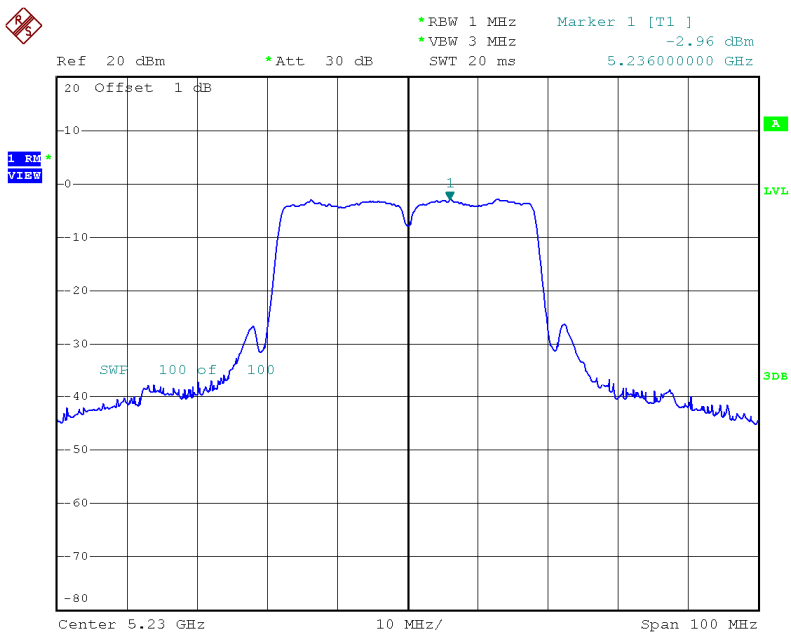
Channel	Frequency (MHz)	Power Density (dBm/MHz)	Duty Factor (dBm/MHz)	Power Density+Duty Factor (dBm/MHz)	Limit (dBm/MHz)
CH38	5190	-2.88	0.60	-2.28	11.00
CH46	5230	-2.96	0.60	-2.36	11.00

CH38



Date: 19.NOV.2014 09:18:58

CH46

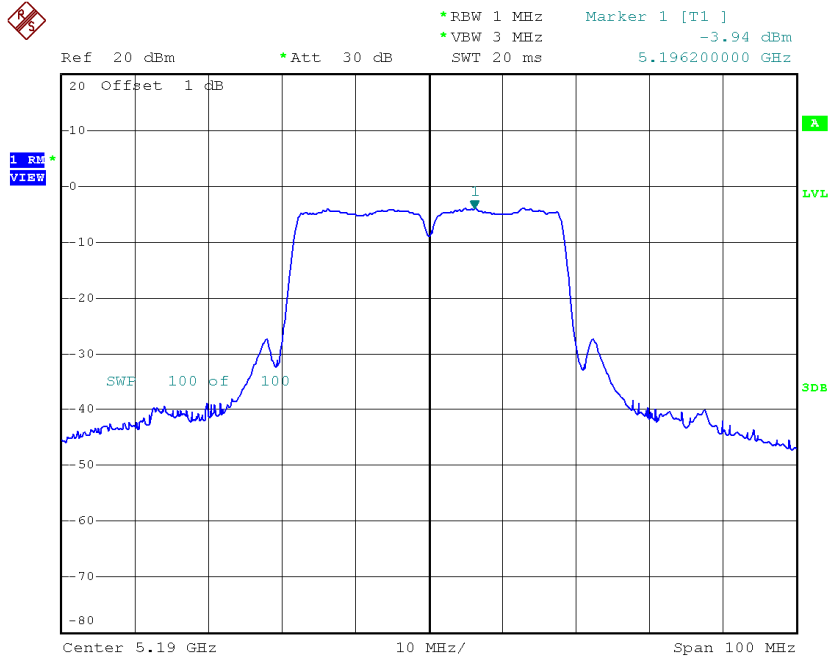


Date: 19.NOV.2014 09:21:45

Test Mode: UNII-1/TX N40 Mode_CH38/CH46_ANT 2

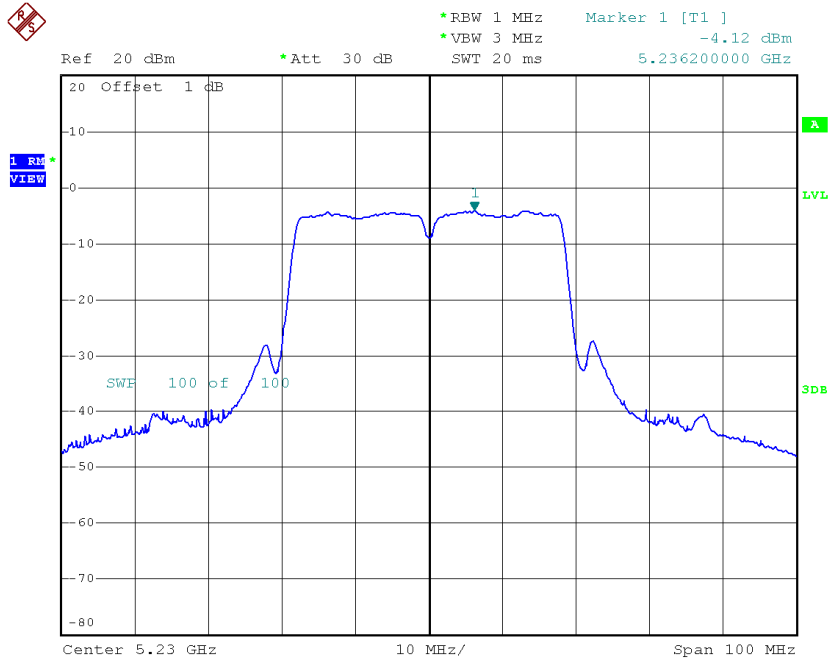
Channel	Frequency (MHz)	Power Density (dBm/MHz)	Duty Factor (dBm/MHz)	Power Density+Duty Factor (dBm/MHz)	Limit (dBm/MHz)
CH38	5190	-3.94	0.60	-3.34	11.00
CH46	5230	-4.12	0.60	-3.52	11.00

CH38



Date: 19.NOV.2014 18:25:31

CH46



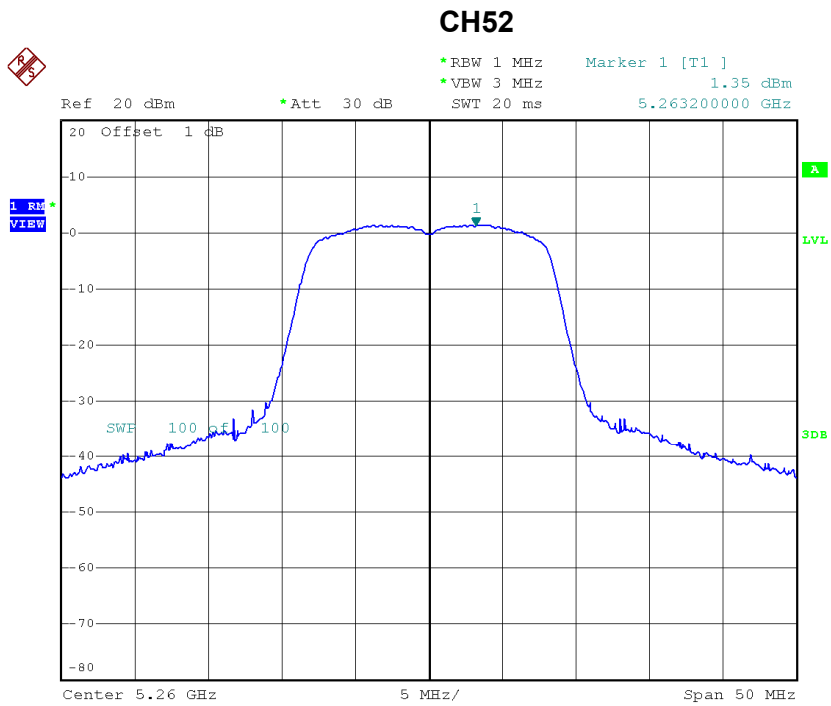
Date: 19.NOV.2014 18:26:35

Test Mode: UNII-1/TX N40 Mode_CH38/CH46_Total

Channel	Frequency (MHz)	Power Density (dBm/MHz)	Duty Factor (dBm/MHz)	Power Density+Duty Factor (dBm/MHz)	Limit (dBm/MHz)
CH38	5190	-0.37	0.60	0.23	11.00
CH46	5230	-0.49	0.60	0.11	11.00

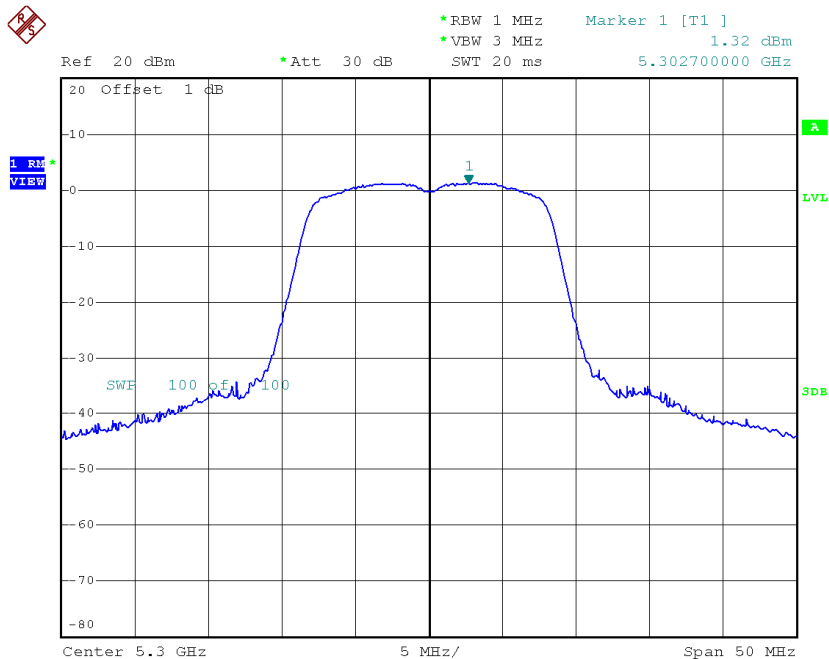
Test Mode: UNII-2A/ TX A Mode_CH52/CH60/CH64

Channel	Frequency (MHz)	Power Density (dBm/MHz)	Duty Factor (dBm/MHz)	Power Density+Duty Factor (dBm/MHz)	Limit (dBm/MHz)
CH52	5260	1.35	0.07	1.42	11.00
CH60	5300	1.32	0.07	1.39	11.00
CH64	5320	1.36	0.07	1.43	11.00



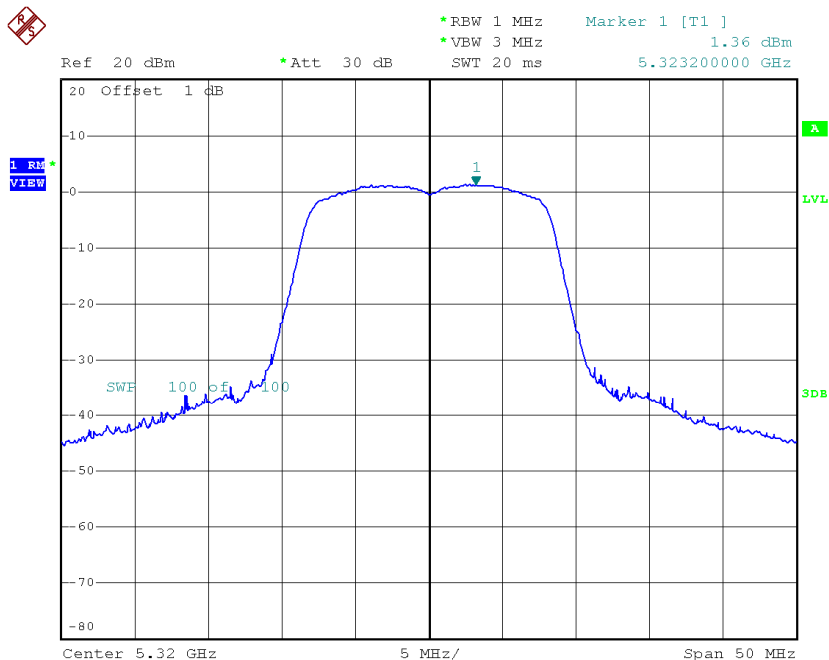
Date: 19.NOV.2014 08:43:36

CH60



Date: 19.NOV.2014 08:48:27

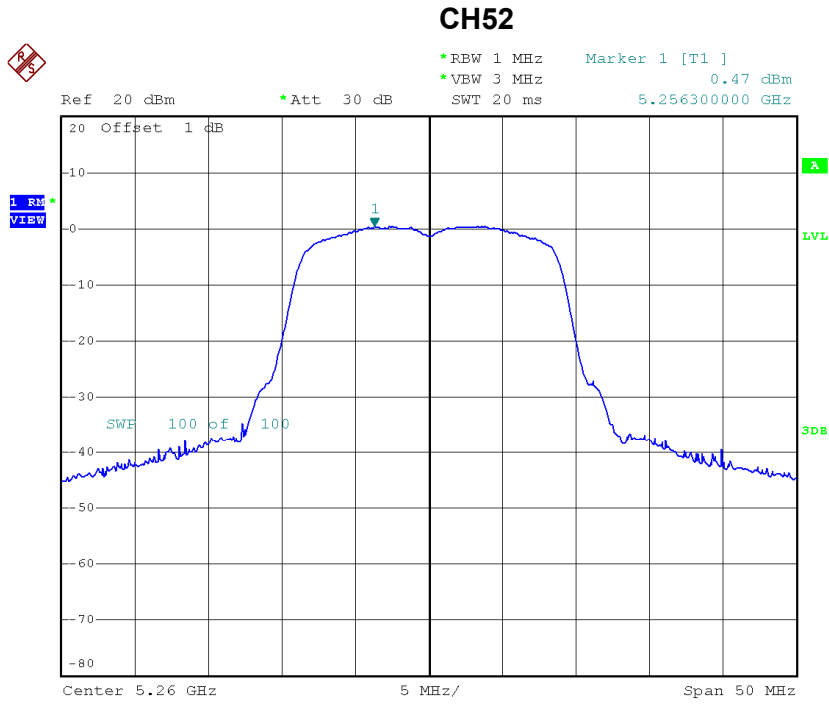
CH64



Date: 19.NOV.2014 08:51:14

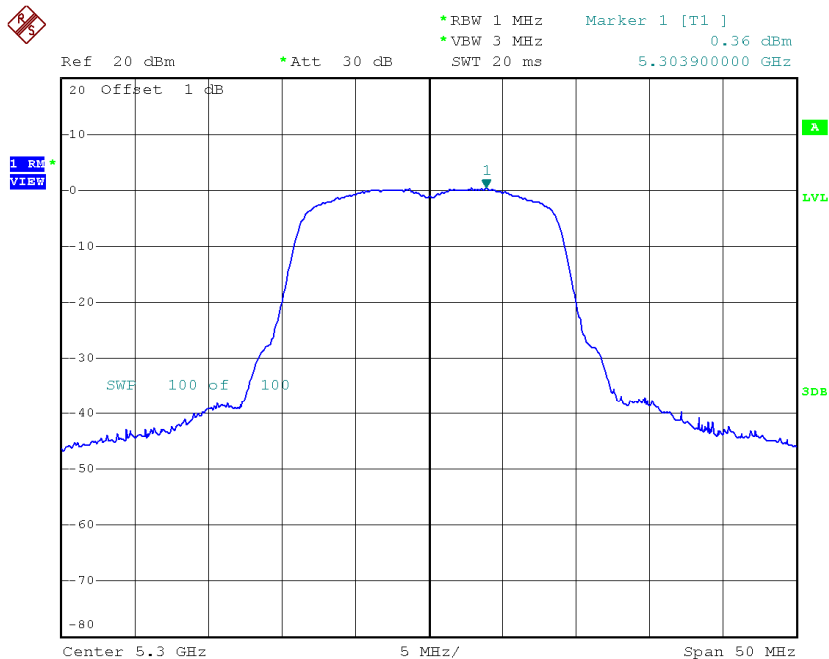
Test Mode: UNII-2A/TX N20 Mode_CH52/CH60/CH64_ANT 1

Channel	Frequency (MHz)	Power Density (dBm/MHz)	Duty Factor (dBm/MHz)	Power Density+Duty Factor (dBm/MHz)	Limit (dBm/MHz)
CH52	5260	0.47	0.19	0.66	11.00
CH60	5300	0.36	0.19	0.55	11.00
CH64	5320	0.46	0.19	0.65	11.00



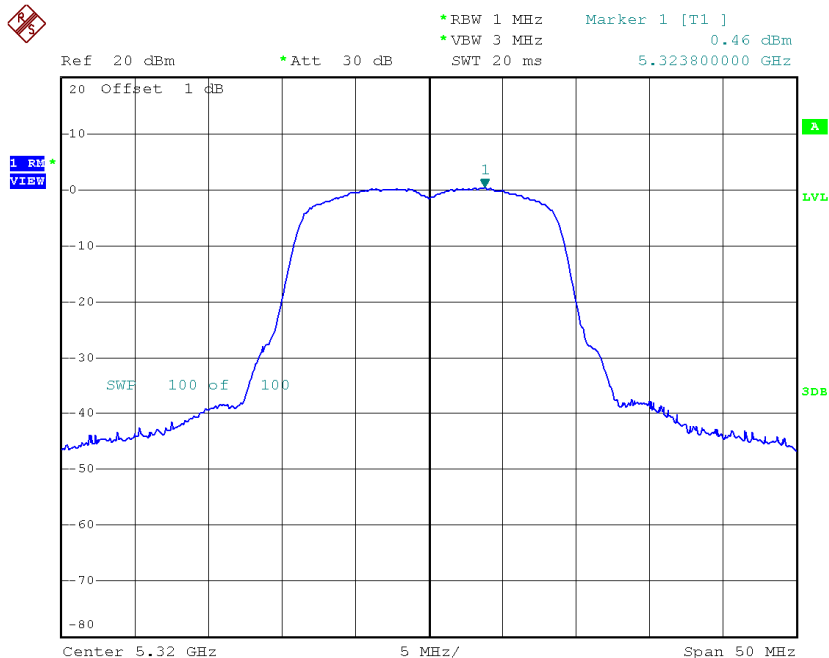
Date: 19.NOV.2014 09:09:09

CH60



Date: 19.NOV.2014 09:10:37

CH64

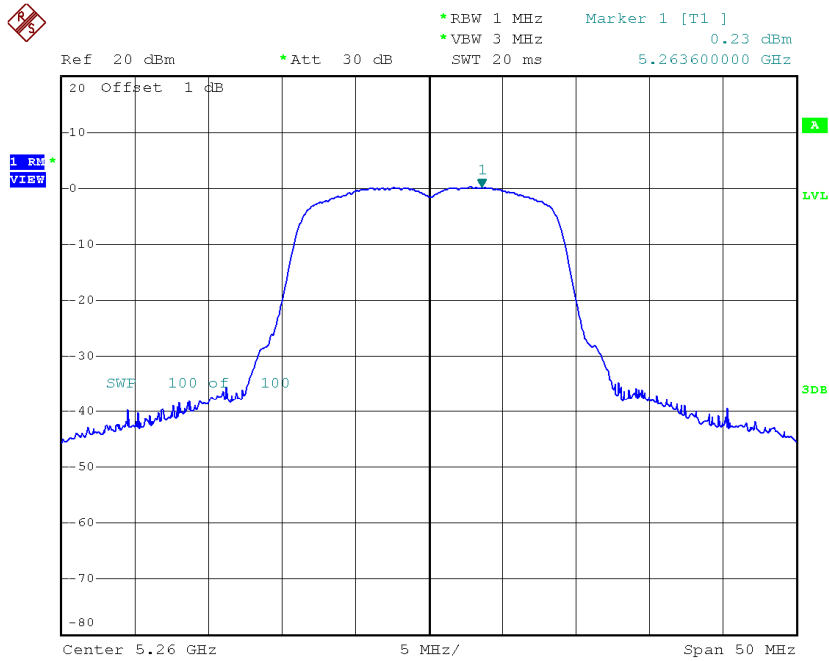


Date: 19.NOV.2014 09:11:41

Test Mode: UNII-2A/TX N20 Mode_CH52/CH60/CH64_ANT 2

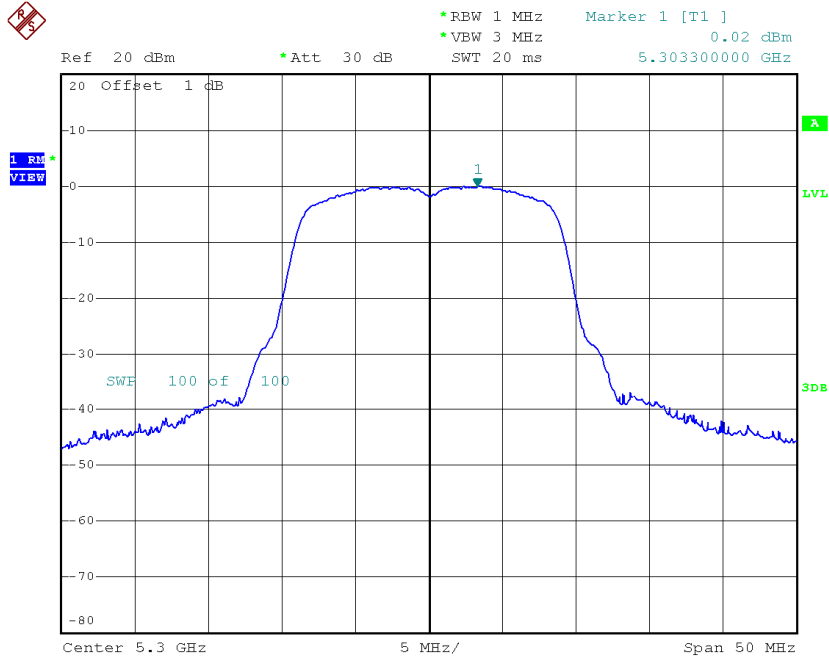
Channel	Frequency (MHz)	Power Density (dBm/MHz)	Duty Factor (dBm/MHz)	Power Density+Duty Factor (dBm/MHz)	Limit (dBm/MHz)
CH52	5260	0.23	0.19	0.42	11.00
CH60	5300	0.02	0.19	0.21	11.00
CH64	5320	0.05	0.19	0.24	11.00

CH52



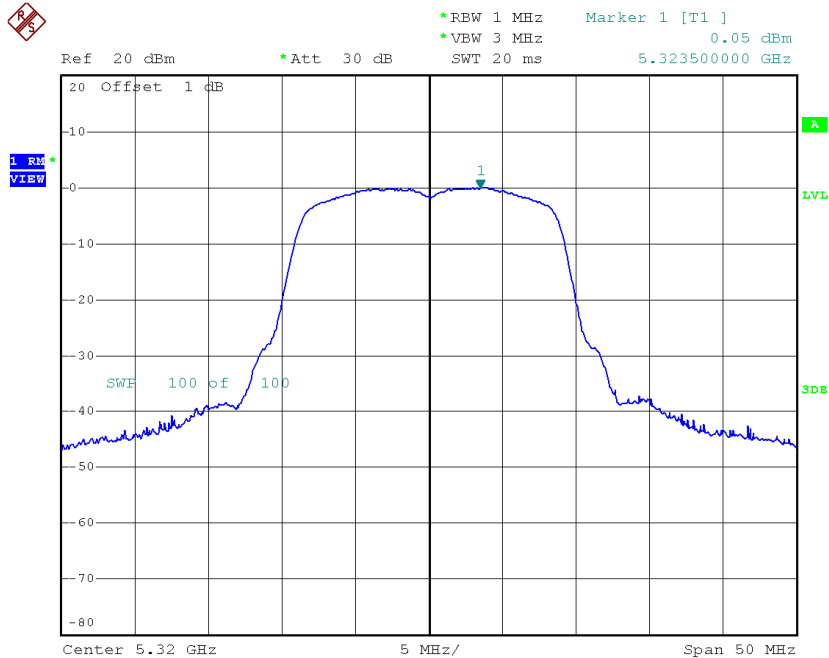
Date: 19.NOV.2014 18:36:42

CH60



Date: 19.NOV.2014 18:37:34

CH64



Date: 19.NOV.2014 18:38:12

Test Mode: UNII-2A/TX N20 Mode_CH52/CH60/CH64_Total

Channel	Frequency (MHz)	Power Density (dBm/MHz)	Duty Factor (dBm/MHz)	Power Density+Duty Factor (dBm/MHz)	Limit (dBm/MHz)
CH52	5260	3.36	0.19	3.55	11.00
CH60	5300	3.20	0.19	3.39	11.00
CH64	5320	3.27	0.19	3.46	11.00

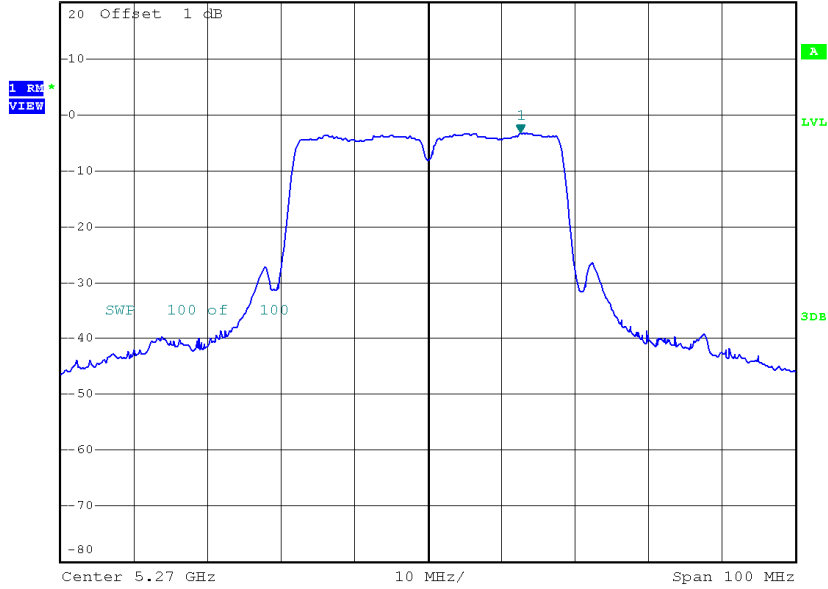
Test Mode: UNII-2A/TX N40 Mode_CH54/CH62_ANT 1

Channel	Frequency (MHz)	Power Density (dBm/MHz)	Duty Factor (dBm/MHz)	Power Density+Duty Factor (dBm/MHz)	Limit (dBm/MHz)
CH54	5270	-3.26	0.60	-2.66	11.00
CH62	5310	-4.27	0.60	-3.67	11.00

CH54



Ref 20 dBm *Att 30 dB *RBW 1 MHz Marker 1 [T1]
*VBW 3 MHz -3.26 dBm
SWT 20 ms 5.282600000 GHz

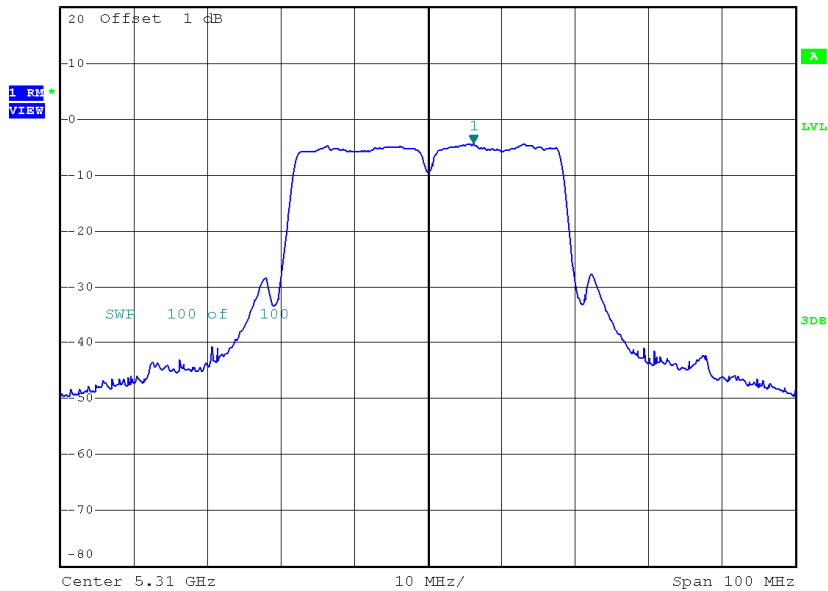


Date: 19.NOV.2014 09:28:38

CH62



Ref 20 dBm *Att 30 dB *RBW 1 MHz Marker 1 [T1]
*VBW 3 MHz -4.27 dBm
SWT 20 ms 5.316200000 GHz

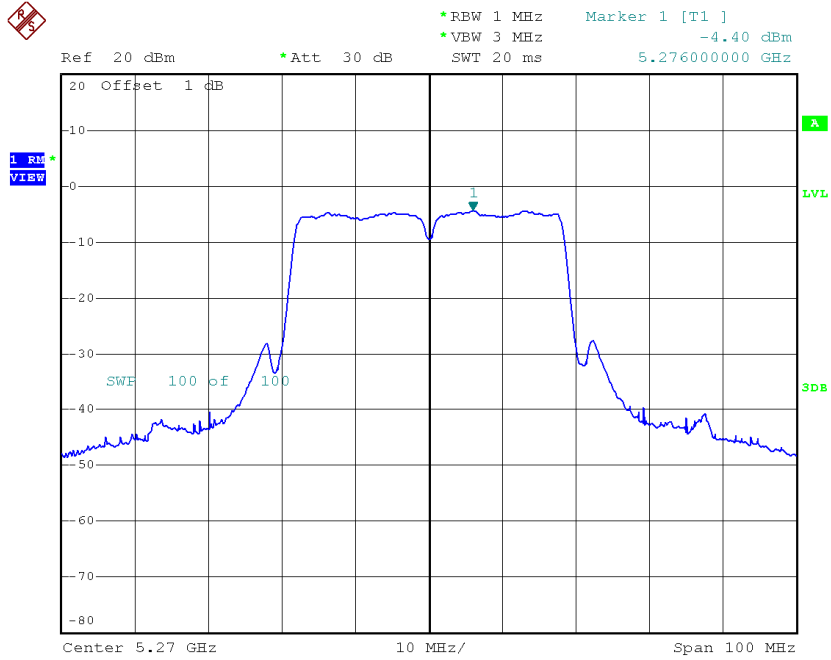


Date: 19.NOV.2014 18:46:38

Test Mode: UNII-2A/TX N40 Mode_CH54/CH62_ANT 2

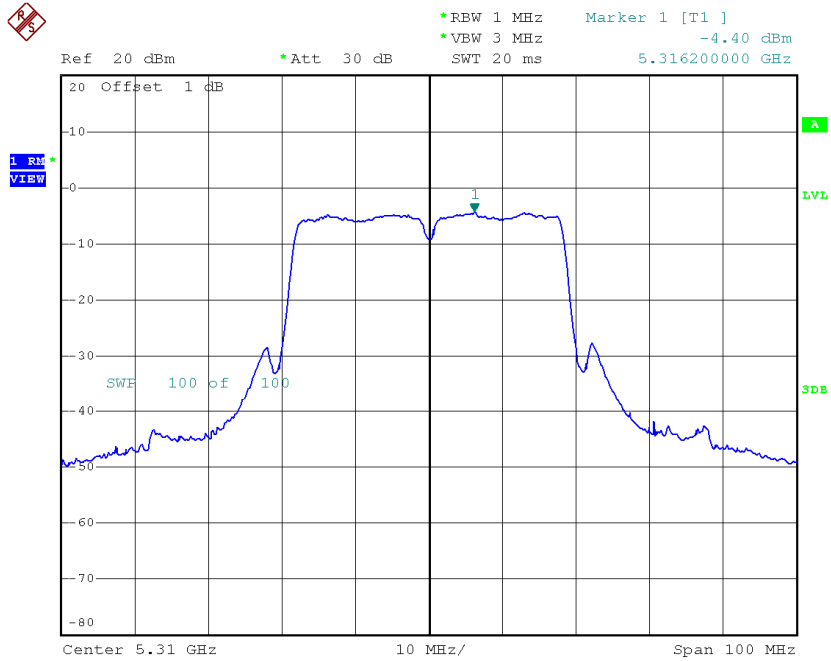
Channel	Frequency (MHz)	Power Density (dBm/MHz)	Duty Factor (dBm/MHz)	Power Density+Duty Factor (dBm/MHz)	Limit (dBm/MHz)
CH54	5270	-4.40	0.60	-3.80	11.00
CH62	5310	-4.40	0.60	-3.80	11.00

CH54



Date: 19.NOV.2014 18:27:41

CH62



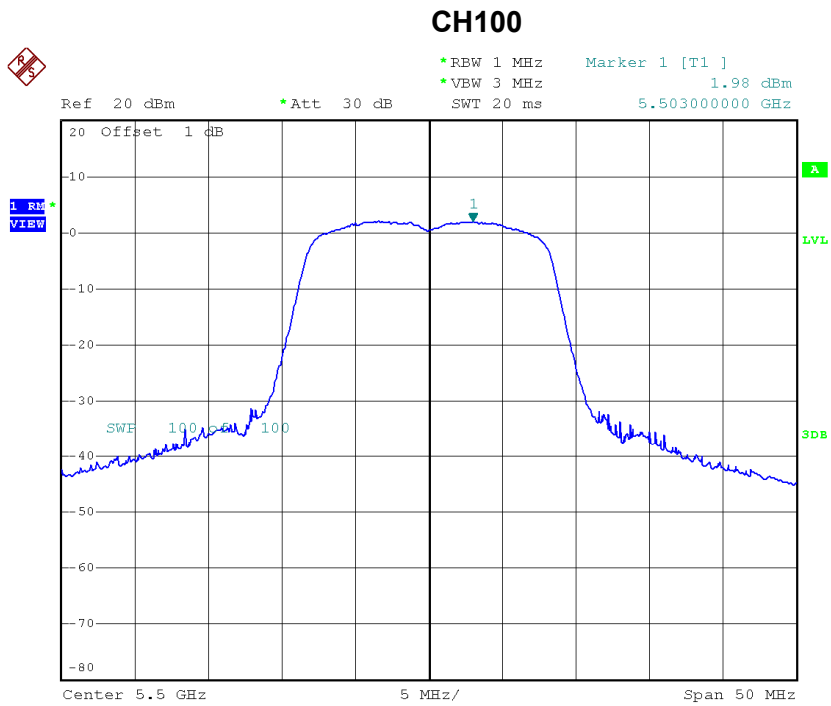
Date: 19.NOV.2014 18:28:54

Test Mode: UNII-2A/TX N40 Mode_CH54/CH62_Total

Channel	Frequency (MHz)	Power Density (dBm/MHz)	Duty Factor (dBm/MHz)	Power Density+Duty Factor (dBm/MHz)	Limit (dBm/MHz)
CH54	5270	-0.78	0.60	-0.18	11.00
CH62	5310	-1.32	0.60	-0.73	11.00

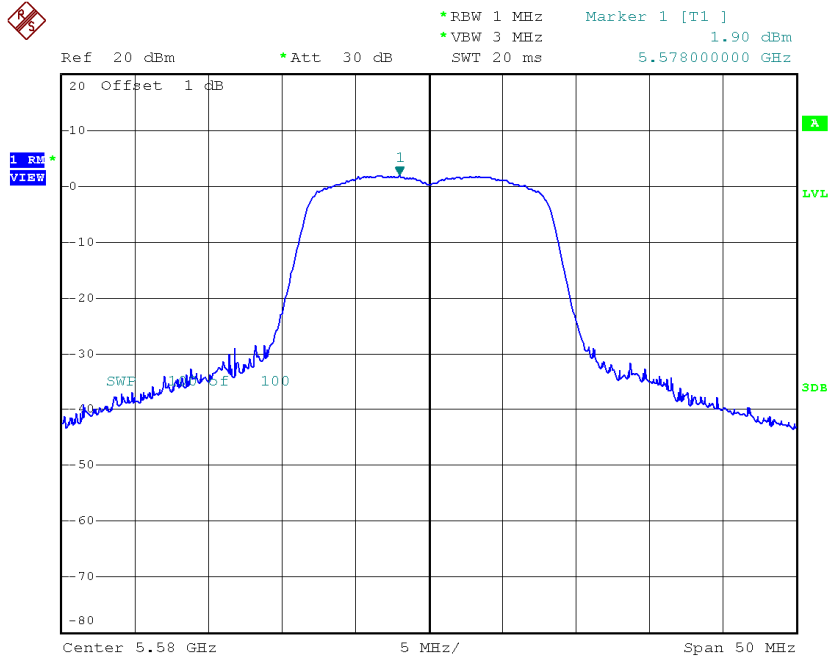
Test Mode: UNII-2C/ TX A Mode_CH100/CH116/CH140

Channel	Frequency (MHz)	Power Density (dBm/MHz)	Duty Factor (dBm/MHz)	Power Density+Duty Factor (dBm/MHz)	Limit (dBm/MHz)
CH100	5500	1.98	0.07	2.05	11.00
CH116	5580	1.90	0.07	1.97	11.00
CH140	5700	1.12	0.07	1.19	11.00



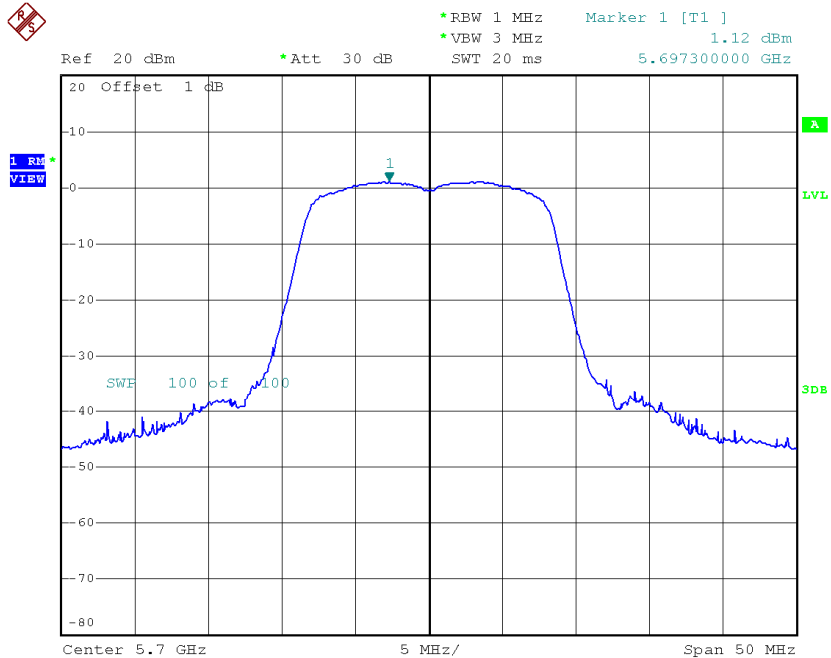
Date: 19.NOV.2014 08:55:59

CH116



Date: 19.NOV.2014 19:02:36

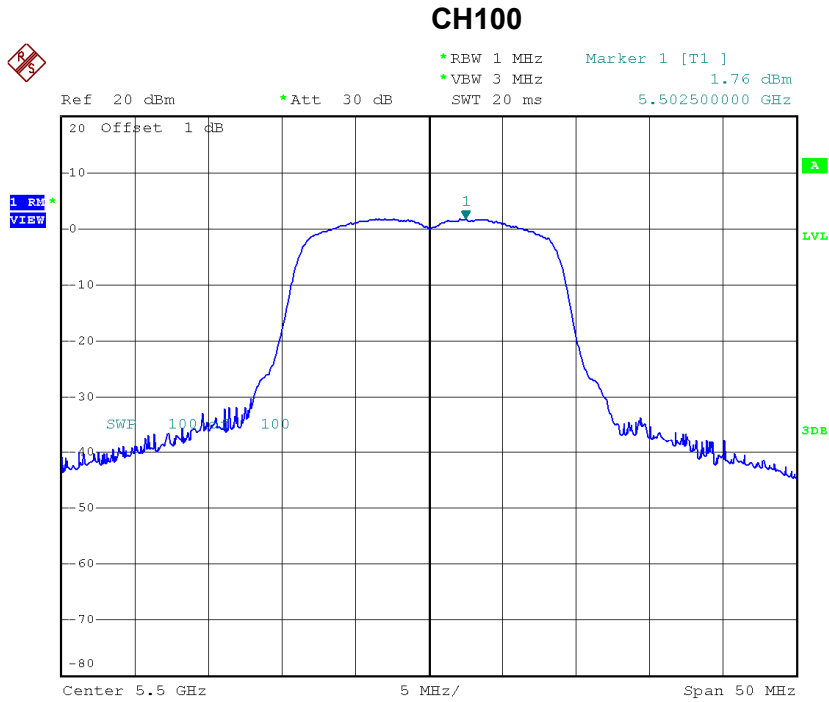
CH140



Date: 19.NOV.2014 08:58:05

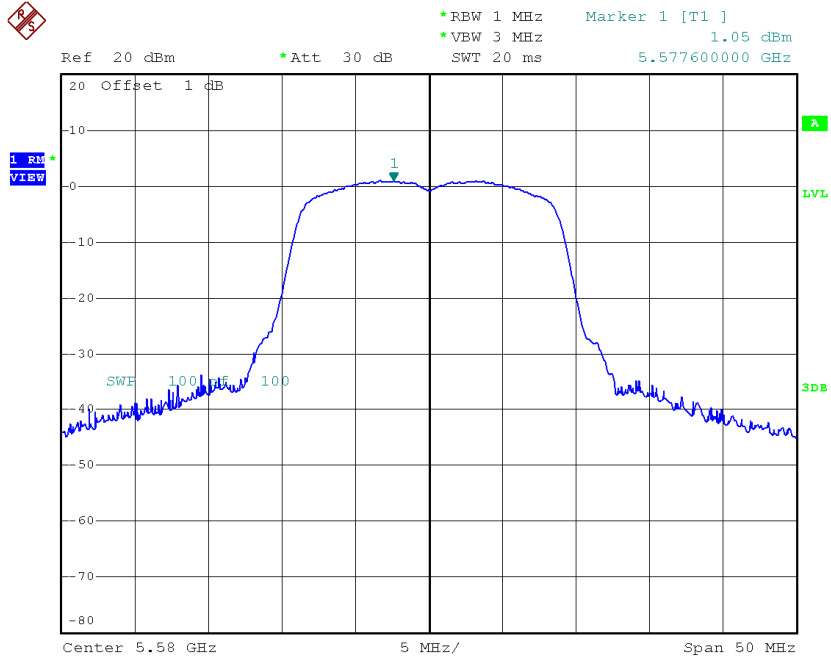
Test Mode: UNII-2C/TX N20 Mode_CH100/CH116/CH140_ANT 1

Channel	Frequency (MHz)	Power Density (dBm/MHz)	Duty Factor (dBm/MHz)	Power Density+Duty Factor (dBm/MHz)	Limit (dBm/MHz)
CH100	5500	1.76	0.19	1.95	11.00
CH116	5580	1.05	0.19	1.24	11.00
CH140	5700	0.89	0.19	1.08	11.00



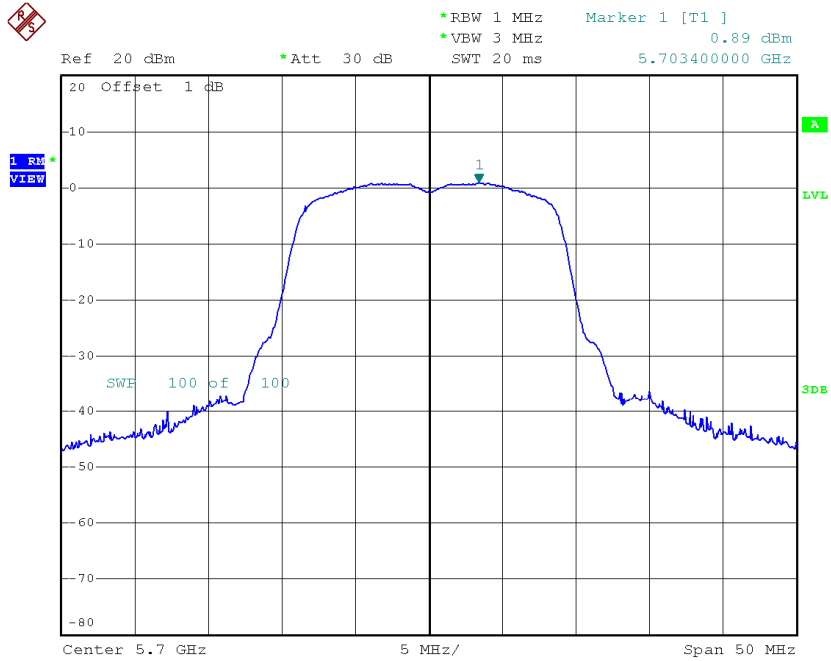
Date: 19.NOV.2014 09:13:54

CH116



Date: 19.NOV.2014 09:15:33

CH140

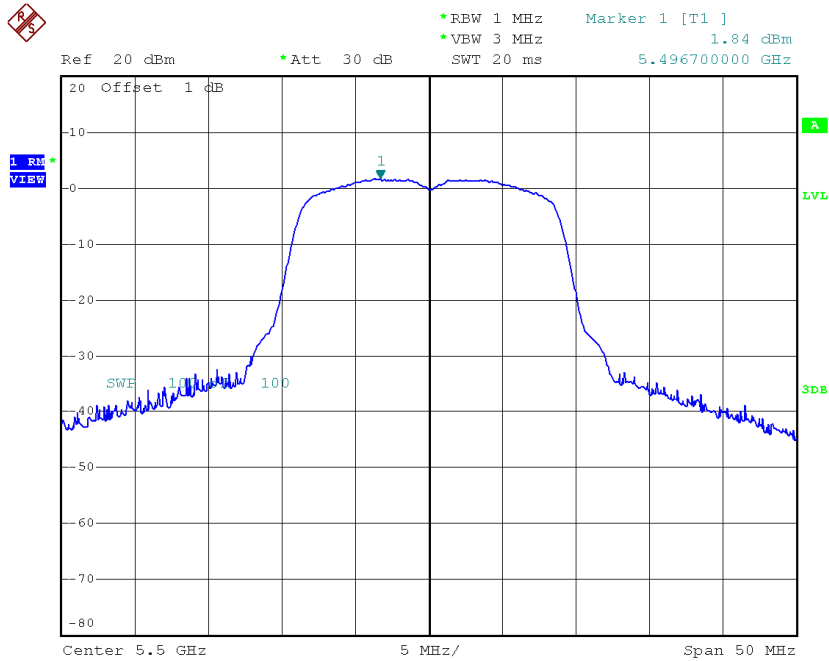


Date: 19.NOV.2014 09:16:42

Test Mode: UNII-2C/TX N20 Mode_CH100/CH116/CH140_ANT 2

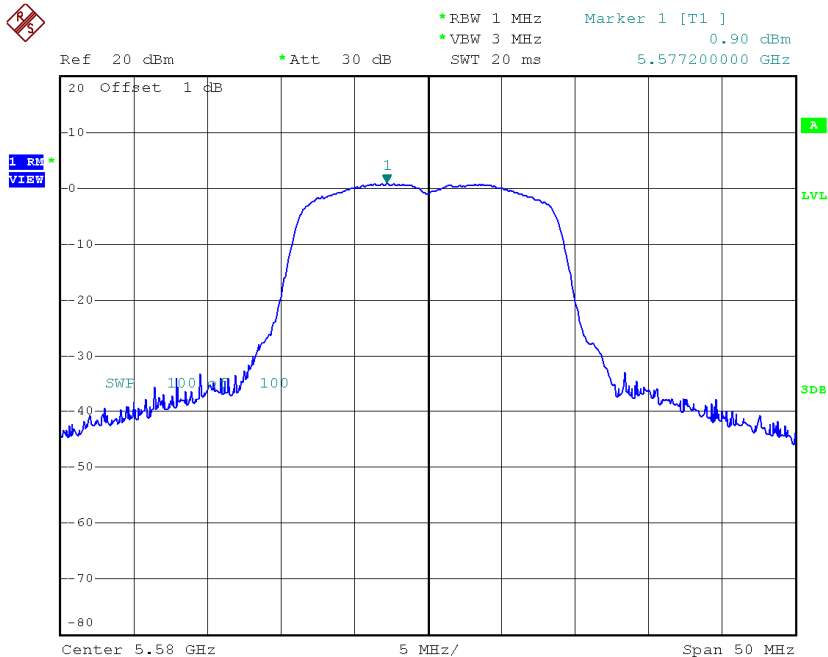
Channel	Frequency (MHz)	Power Density (dBm/MHz)	Duty Factor (dBm/MHz)	Power Density+Duty Factor (dBm/MHz)	Limit (dBm/MHz)
CH100	5500	1.84	0.19	2.03	11.00
CH116	5580	0.90	0.19	1.09	11.00
CH140	5700	0.49	0.19	0.68	11.00

CH100



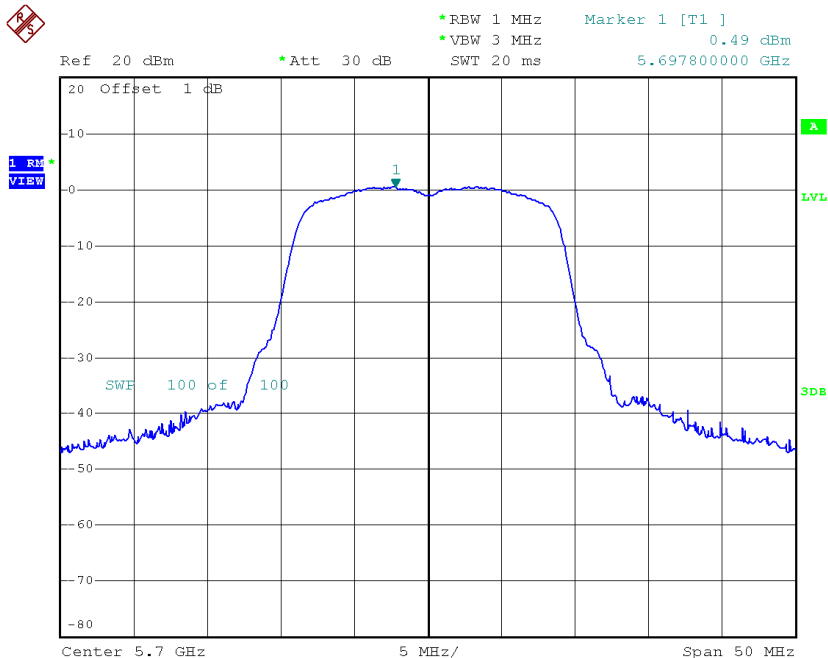
Date: 19.NOV.2014 18:39:00

CH116



Date: 19.NOV.2014 18:40:03

CH140



Date: 19.NOV.2014 18:40:48

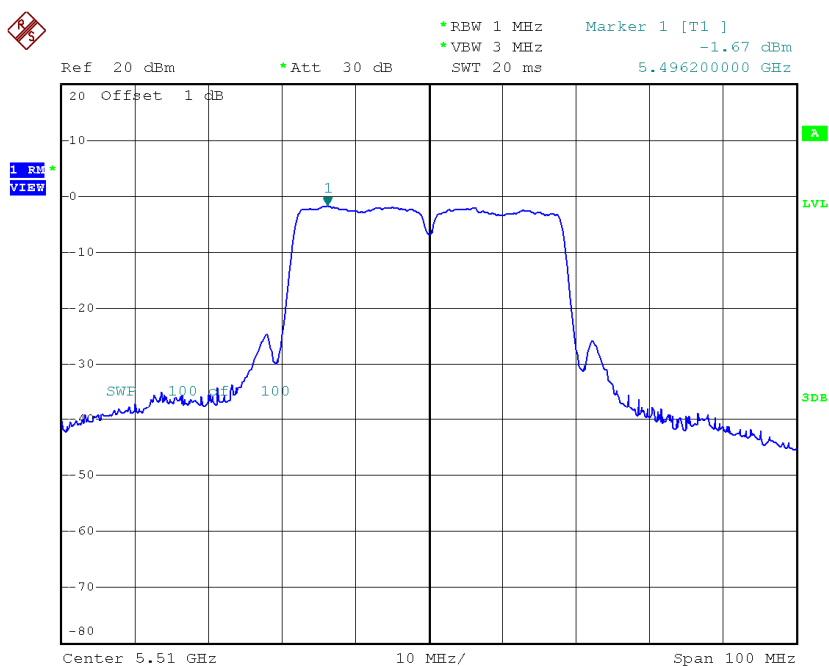
Test Mode: UNII-2C/TX N20 Mode_CH100/CH116/CH140_Total

Channel	Frequency (MHz)	Power Density (dBm/MHz)	Duty Factor (dBm/MHz)	Power Density+Duty Factor (dBm/MHz)	Limit (dBm/MHz)
CH100	5500	4.81	0.19	5.00	11.00
CH116	5580	3.99	0.19	4.17	11.00
CH140	5700	3.70	0.19	3.89	11.00

Test Mode: UNII-2C/TX N40 Mode_CH102/CH110/CH134_ANT 1

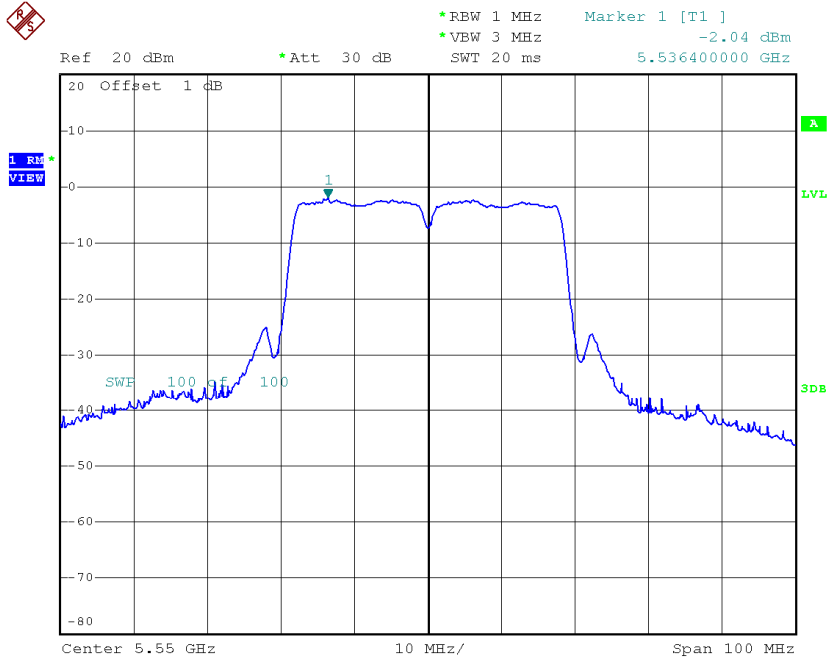
Channel	Frequency (MHz)	Power Density (dBm/MHz)	Duty Factor (dBm/MHz)	Power Density+Duty Factor (dBm/MHz)	Limit (dBm/MHz)
CH102	5510	-1.67	0.60	-1.07	11.00
CH110	5550	-2.04	0.60	-1.44	11.00
CH134	5670	-3.17	0.60	-2.57	11.00

CH102



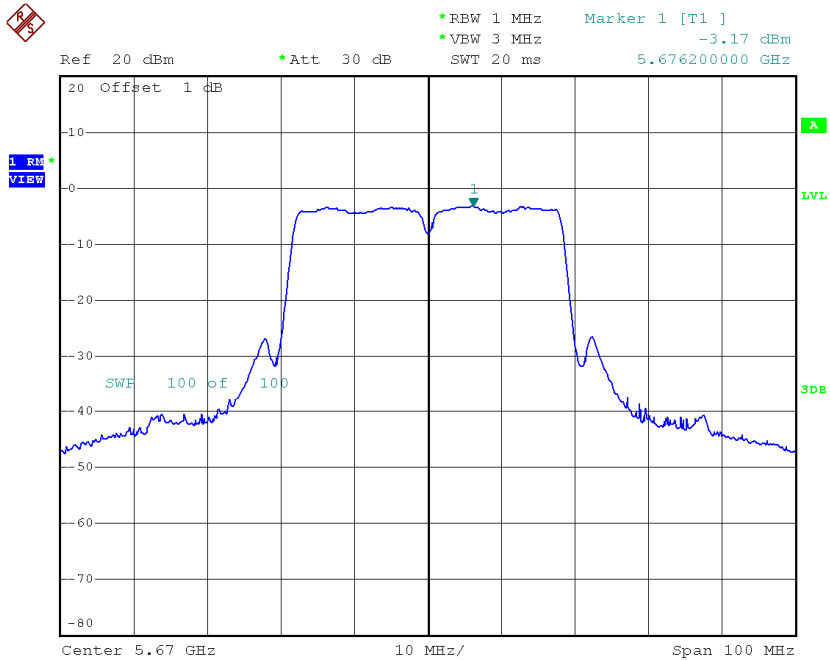
Date: 19.NOV.2014 09:30:04

CH110



Date: 19.NOV.2014 09:47:03

CH134

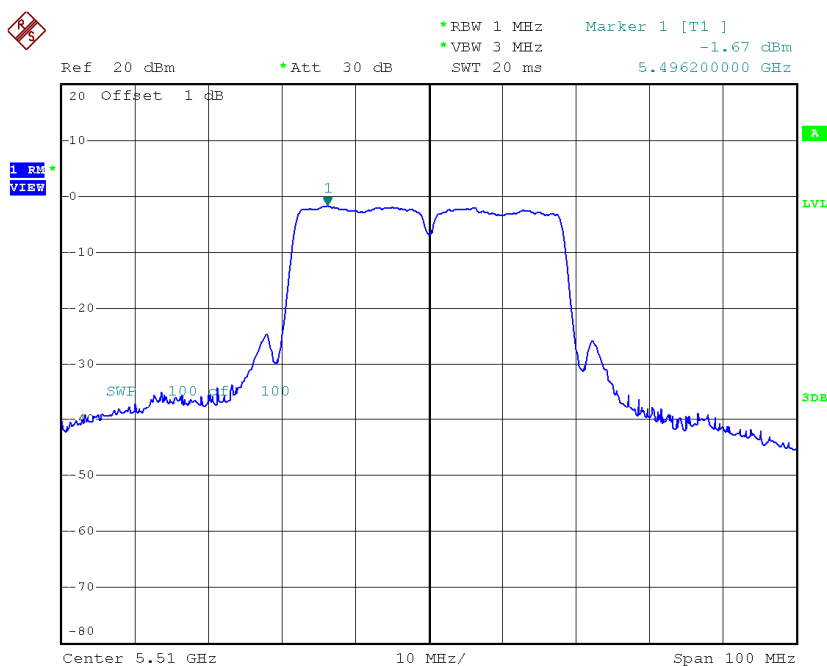


Date: 19.NOV.2014 09:47:51

Test Mode: UNII-2C/TX N40 Mode_CH102/CH110/CH134_ANT 2

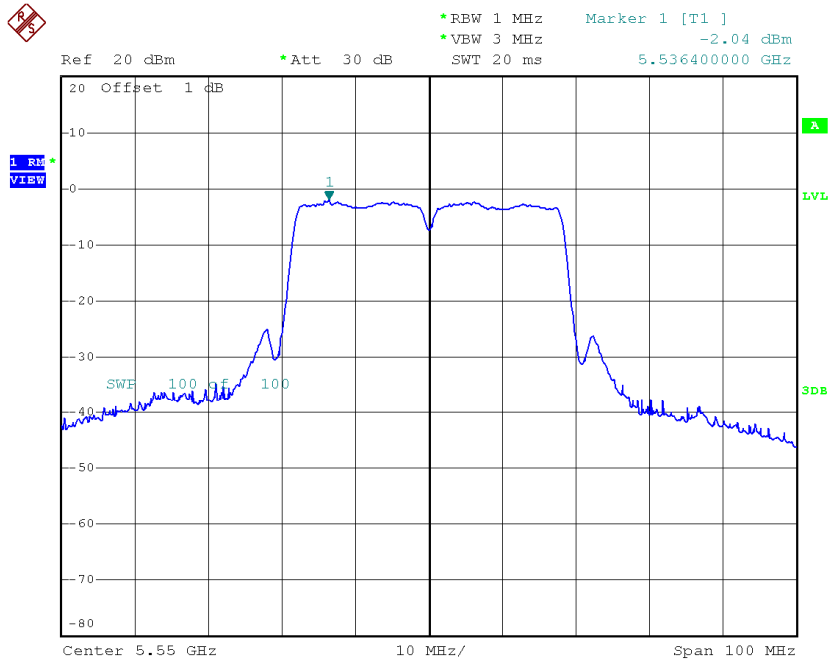
Channel	Frequency (MHz)	Power Density (dBm/MHz)	Duty Factor (dBm/MHz)	Power Density+Duty Factor (dBm/MHz)	Limit (dBm/MHz)
CH102	5510	-2.92	0.60	-2.32	11.00
CH110	5550	-3.17	0.60	-2.57	11.00
CH134	5670	-5.33	0.60	-4.73	11.00

CH102



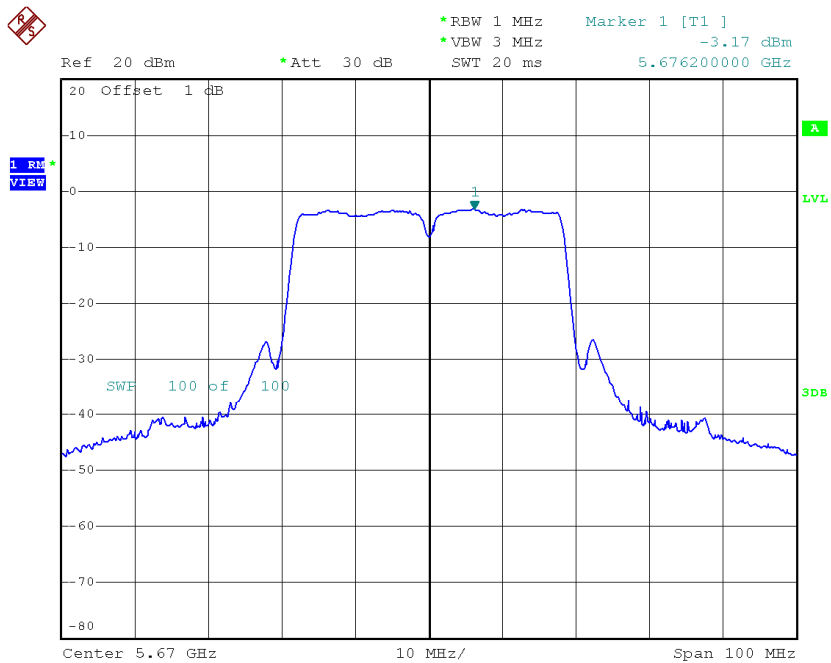
Date: 19.NOV.2014 09:30:04

CH110



Date: 19.NOV.2014 09:47:03

CH134



Date: 19.NOV.2014 09:47:51

Test Mode: UNII-2C/TX N40 Mode_CH102/CH110/CH134_Total

Channel	Frequency (MHz)	Power Density (dBm/MHz)	Duty Factor (dBm/MHz)	Power Density+Duty Factor (dBm/MHz)	Limit (dBm/MHz)
CH102	5510	0.76	0.60	1.36	11.00
CH110	5550	0.44	0.60	1.04	11.00
CH134	5670	-1.11	0.60	-0.51	11.00

ATTACHMENT I - FREQUENCY STABILITY

Test Mode:	UNII-1
-------------------	--------

Voltage vs. Frequency Stability

Voltage	Measurement Frequency (MHz)
(V)	5180.0000
132	5180.0088
120	5180.0087
108	5180.0083
Max. Deviation (MHz)	0.0087
Max. Deviation (ppm)	1.6892

Temperature vs. Frequency Stability

Voltage	Measurement Frequency (MHz)
(°C)	5180.0000
0	5180.0089
5	5180.0085
15	5180.0091
25	5180.0095
35	5180.0094
45	5180.0093
50	5180.0097
Max. Deviation (MHz)	0.0097
Max. Deviation (ppm)	1.8726

Test Mode:	UNII-2A
-------------------	---------

Voltage vs. Frequency Stability

Voltage	Measurement Frequency (MHz)
(V)	5320.0000
132	5320.0021
120	5320.0027
108	5320.0076
Max. Deviation (MHz)	0.0076
Max. Deviation (ppm)	1.4286

Temperature vs. Frequency Stability

Voltage	Measurement Frequency (MHz)
(°C)	5320.0000
0	5320.0052
5	5320.0052
15	5320.0041
25	5320.0042
35	5320.0041
45	5320.0042
50	5320.0042
Max. Deviation (MHz)	0.0052
Max. Deviation (ppm)	0.9756

Test Mode:	UNII-2C
-------------------	----------------

Voltage vs. Frequency Stability

Voltage	Measurement Frequency (MHz)
(V)	5700.0000
132	5700.0017
120	5700.0022
108	5700.0043
Max. Deviation (MHz)	0.0043
Max. Deviation (ppm)	0.7544

Temperature vs. Frequency Stability

Voltage	Measurement Frequency (MHz)
(°C)	5700.0000
-5	5700.0068
5	5700.0067
15	5700.0048
25	5700.0049
35	5700.0048
45	5700.0049
50	5700.0049
Max. Deviation (MHz)	0.0068
Max. Deviation (ppm)	1.1912