



FCC PART 15C TEST REPORT FOR CERTIFICATION

On Behalf of

Foxconn International Inc.

Atmospheric Water Cooler

5T1.5

FCC ID: SIB-5T15

Prepared for : Foxconn International Inc.  
No.2,Ziyou St., Tucheng Dist., New Taipei City 236, Taiwan

Prepared By : Audix Technology (Shenzhen) Co., Ltd.  
No. 6, Kefeng Road, Science & Technology Park,  
Nanshan District, Shenzhen, Guangdong, China

Tel: (0755) 26639496

Report Number : ACS-F16007-1  
Date of Test : Sep.10~20, 2016  
Date of Report : Sep.29, 2016

**TABLE OF CONTENTS**

Description	Page
<b>1. SUMMARY OF STANDARDS AND RESULTS .....</b>	<b>1-1</b>
1.1. Description of Standards and Results .....	1-1
<b>2. GENERAL INFORMATION .....</b>	<b>2-1</b>
2.1. Description of Device (EUT) .....	2-1
2.2. Test Information .....	2-2
2.1. Tested Supporting System Details.....	2-2
2.2. Block Diagram of connection between EUT and simulators .....	2-2
2.3. Test Facility .....	2-3
2.4. Measurement Uncertainty (95% confidence levels, k=2).....	2-3
<b>3. POWER LINE CONDUCTED EMISSION TEST.....</b>	<b>3-1</b>
3.1. Test Equipments .....	3-1
3.2. Block Diagram of Test Setup .....	3-1
3.3. Power Line Conducted Emission Test Limits .....	3-1
3.4. Configuration of EUT on Test.....	3-2
3.5. Operating Condition of EUT .....	3-2
3.6. Test Procedure .....	3-2
3.7. Power Line Conducted Emission Test Results .....	3-2
<b>4. RADIATED EMISSION TEST .....</b>	<b>4-1</b>
4.1. Test Equipment.....	4-1
4.2. Block Diagram of Test Setup .....	4-2
4.3. Radiated Emission Limit .....	4-3
4.4. EUT Configuration on Test .....	4-3
4.5. Operating Condition of EUT .....	4-4
4.6. Test Procedure .....	4-4
4.7. Radiated Emission Test Results .....	4-4
<b>5. BAND EDGE COMPLIANCE TEST .....</b>	<b>5-1</b>
5.1. Test Equipment.....	5-1
5.2. Limit .....	5-1
5.3. Test Produce .....	5-1
5.4. Test Results .....	5-1
<b>6. OUTPUT POWER TEST .....</b>	<b>6-1</b>
6.1. Test Equipment.....	6-1
6.2. Limit (FCC Part 15C 15.247 b(3)) .....	6-1
6.3. Test Procedure .....	6-1
6.4. Test Results .....	6-2
<b>7. ANTENNA REQUIREMENT .....</b>	<b>7-1</b>
7.1. Standard Applicable .....	7-1
7.2. Antenna Connected Construction.....	7-1
<b>8. DEVIATION TO TEST SPECIFICATIONS .....</b>	<b>8-1</b>
<b>9. PHOTOGRAPH OF TEST .....</b>	<b>9-1</b>
9.1. Photos of Power Line Conducted Emission Test .....	9-1
9.2. Photos of Radiated Emission Test .....	9-2
<b>10. PHOTOS OF THE EUT .....</b>	<b>10-1</b>

### TEST REPORT CERTIFICATION

Applicant : Foxconn International Inc.  
 Manufacturer : Skywell LLC  
 Product : Atmospheric Water Cooler  
 FCC ID : SIB-5T15  
 (A) Model No. : 5T1.5  
 (B) Serial No. : N/A  
 (C) Test Voltage : AC 120V/60Hz

Tested for comply with:  
 FCC CFR 47 Part 15 Subpart C: 2014

Test procedure used:  
 ANSI C63.10: 2013  
 KDB558074 D01 v03r05

The device described above is tested by AUDIX TECHNOLOGY (SHENZHEN) CO., LTD. to confirm comply with all the FCC Part 15 Subpart C requirements. The test results are contained in this test report and AUDIX TECHNOLOGY (SHENZHEN) CO., LTD. is assumed full responsibility for the accuracy and completeness of these tests. Also, this report shows that the Equipment Under Test (EUT) is to be technically compliant with the FCC and IC requirements. This report contains data that are not covered by the NVLAP accreditation.

This Report is made under FCC Part 2.1075. No modifications were required during testing to bring this product into compliance.

This report applies to above tested sample only. This report shall not be reproduced in part without written approval of AUDIX TECHNOLOGY (SHENZHEN) CO., LTD.

The report must not be used by the client to claim product certification, approval, or endorsement by NVLAP, NIST, or any agency of the federal government.

Date of Test :     Sep.10~20, 2016     Report of date:     Sep.29, 2016    

Prepared by :     Cindy Zhu     Reviewed by :     Sunny Lu      
 Cindy Zhu / Assistant Sunny Lu / Deputy Manager

Audix Technology (Shenzhen) Co., Ltd.  
 EMC 部門報告專用章  
 Stamp only for EMC Dept. Report  
 Signature:     David Jin      
 David Jin / Manager

Approved & Authorized Signer : \_\_\_\_\_

## Modified History

Edition No	Summary	Date of Rev.	Report No.
0	Original Report.	Jan.11, 2016	ACS-F16007
Rev.1	1.Added one TDS sensor module; 2.Added two DC fans, deleted system fan; 3.Added connectors for the TDS and fans on MCU board; 4.The material of Ozone diffuser changed from ceramics to stainless steel; 5.Added one valve; 6.Added one Micro SD card in tablet; 7.Changed rear cover from two parts to one.	Sep.22, 2016	ACS- F16007-1

### Remark:

1. This report is an additional version with original report number ACS- F16007. the different with original report are See the above table of Rev.1.
2. Through evaluation of the above difference, The Power Line Conducted Emission and Radiated Emission; Band Edge Compliance; Peak Output Power need to be re-evaluation, test results are recorded in this report.
3. This report is based on report of ACS- F16007.

## 1. SUMMARY OF STANDARDS AND RESULTS

### 1.1. Description of Standards and Results

The EUT has been tested according to the applicable standards as referenced below.

EMISSION		
Description of Test Item	Standard	Results
Power Line Conducted Emission	FCC Part 15: 15.207	PASS
Radiated Emission	FCC Part 15: 15.209	PASS
Band Edge Compliance	FCC Part 15: 15.247	PASS
Conducted spurious emissions	FCC Part 15: 15.247	N/A
6dB Bandwidth	FCC Part 15: 15.247	N/A
Peak Output Power	FCC Part 15: 15.247	PASS
Power Spectral Density	FCC Part 15: 15.247	N/A
Antenna requirement	FCC Part 15: 15.203	N/A

N/A is an abbreviation for Not Applicable.

## 2. GENERAL INFORMATION

### 2.1. Description of Device (EUT)

Product	: Atmospheric Water Cooler
Model No.	: 5T1.5
FCC ID	: SIB-5T15
Radio	: IEEE802.11 b/g/n
Operation Frequency	: IEEE 802.11b: 2412MHz—2462MHz IEEE 802.11g: 2412MHz—2462MHz IEEE802.11n HT20: 2412MHz—2462MHz
Modulation Technology	: IEEE 802.11b: DSSS(CCK,DQPSK,DBPSK) IEEE 802.11g: OFDM(64QAM, 16QAM, QPSK, BPSK) IEEE 802.11n HT20: OFDM (64QAM, 16QAM,QPSK,BPSK)
Antenna Assembly Gain	: Dipole Antenna: 2.0dBi gain
Applicant	: Foxconn International Inc. No.2,Ziyou St., Tucheng Dist., New Taipei City 236, Taiwan
Manufacturer	: Skywell LLC 2856 Colorado Ave.; Santa Monica Ca 90404
AC Cable	: Shielded, Detachable, 3.0m
Date of Test	: Sep.10~20, 2016
Date of Receipt	: Sep.08, 2016

## 2.2. Test Information

A special test software was used to control EUT work in Continuous TX mode (nearly 100% duty cycle), and select test channel, wireless mode and data rate.

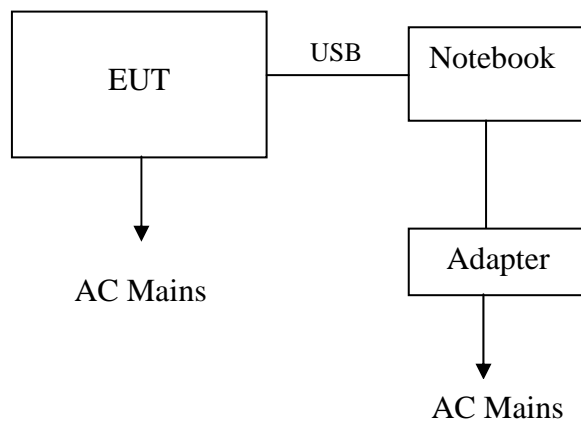
Tested mode, channel, and data rate information			
Mode	data rate (Mbps)(see Note)	Channel	Frequency (MHz)
IEEE 802.11b	1	Low :CH1	2412
	1	Middle: CH6	2437
	1	High: CH11	2462
IEEE 802.11g	6	Low :CH1	2412
	6	Middle: CH6	2437
	6	High: CH11	2462
IEEE 802.11n HT20	MCS0	Low :CH1	2412
	MCS0	Middle: CH6	2437
	MCS0	High: CH11	2462

Note: 1. According exploratory test, EUT will have maximum output power in those data rate, so those data rate were used for all test.

## 2.1. Tested Supporting System Details

No.	Description	ACS No.	Manufacturer	Model	Serial Number
1.	Notebook	---	DELL	PP09S	---
		Power Cable: Unshielded, Detectable, 1.8m Power Adapter:Manufacturer:DELL;Model:LA65NS1-00;			

## 2.2. Block Diagram of connection between EUT and simulators



(EUT: Atmospheric Water Cooler)

### 2.3. Test Facility

Site Description

Name of Firm	:	Audix Technology (Shenzhen) Co., Ltd. No. 6, Kefeng Road, Science & Technology Park, Nanshan District, Shenzhen, Guangdong, China
3m Anechoic Chamber	:	Certificated by FCC, USA Registration Number: 90454 Valid Date: Jul.12, 2017
3m & 10m Anechoic Chamber	:	Certificated by FCC, USA Registration Number: 794232 Valid Date: Jul.12, 2017
EMC Lab.	:	Certificated by Industry Canada Registration Number: IC 5183A-1 Valid Date: May.14, 2017
	:	Certificated by DAkkS, Germany Registration No: D-PL-12151-01-00 Valid Date: Dec.15, 2016
	:	Accredited by NVLAP, USA NVLAP Code: 200372-0 Valid Date: Mar.31, 2017

### 2.4.Measurement Uncertainty (95% confidence levels, k=2)

Test Item	Uncertainty
Uncertainty for Conduction emission test in No. 1 Conduction	3.2dB (150KHz to 30MHz)
Uncertainty for Radiation Emission test in 3m chamber	2.8dB (30~200MHz, Polarization: H)
	2.8dB (30~200MHz, Polarization: V)
	2.8dB (200M~1GHz, Polarization: H)
	2.8dB (200M~1GHz, Polarization: V)
Uncertainty for Radiation Emission test in 3m chamber (1GHz-18GHz)	5.8dB (1~6GHz, Distance: 3m)
	5.8dB (6~18GHz, Distance: 3m)
Uncertainty for Radiated Spurious Emission test in RF chamber	3.6 dB
Uncertainty for Conduction Spurious emission test	2.0 dB
Uncertainty for Output power test	0.8 dB
Uncertainty for Bandwidth test	83 kHz
Uncertainty for DC power test	0.1 %
Uncertainty for test site temperature and humidity	0.6°C
	3%



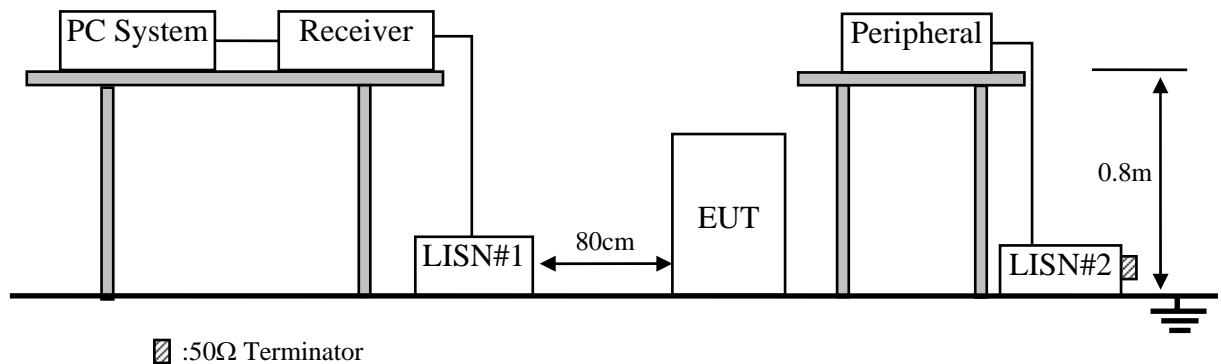
### 3. POWER LINE CONDUCTED EMISSION TEST

#### 3.1. Test Equipments

Item	Equipment	Manufacturer	Model No.	Serial No.	Last Cal.	Cal. Interval
1.	1# Shielding Room	AUDIX	N/A	N/A	Apr.17,16	1 Year
2.	Test Receiver	Rohde & Schwarz	ESCI	100842	Apr.24,16	1 Year
3.	L.I.S.N.#1	Rohde & Schwarz	ESH2-Z5	100429	Oct.18,15	1 Year
4.	L.I.S.N.#2	Kyoritsu	K NW-403D	8-1750-2	Apr.24,16	1 Year
5.	Terminator	Hubersuhner	50Ω	No.1	May.05,16	1 Year
6.	Terminator	Hubersuhner	50Ω	No.2	May.05,16	1 Year
7.	RF Cable	MIYAZAKI	3D-2W	No.1	Apr.24,16	1Year
8.	Coaxial Switch	Anritsu	MP59B	6200766906	Apr.23,16	1 Year
9.	Test Software	AUDIX	e3	6.100913a	N/A	N/A

Note: N/A means Not applicable.

#### 3.2. Block Diagram of Test Setup



#### 3.3. Power Line Conducted Emission Test Limits

Frequency	Maximum RF Line Voltage	
	Quasi-Peak Level dB(μV)	Average Level dB(μV)
150kHz ~ 500kHz	66 ~ 56*	56 ~ 46*
500kHz ~ 5MHz	56	46
5MHz ~ 30MHz	60	50

Notes: 1. \* Decreasing linearly with logarithm of frequency.

2. The lower limit shall apply at the transition frequencies.

### 3.4.Configuration of EUT on Test

The following equipment are installed on Power Line Conducted Emission Test to meet the commission requirement and operating regulations in a manner which tends to maximize its emission characteristics in a normal application.

#### 3.4.1.Atmospheric Water Cooler (EUT)

Model Number : 5T1.5

Serial Number : N/A

#### 3.4.2.Support Equipment: As Tested Supporting System Details, in Section 2.2.

### 3.5.Operating Condition of EUT

3.5.1.Setup the EUT and simulator as shown as Section 3.2.

3.5.2.Turn on the power of all equipments.

3.5.3.PC run test software to control EUT work in Tx (WiFi 2.4GHz) mode.

### 3.6.Test Procedure

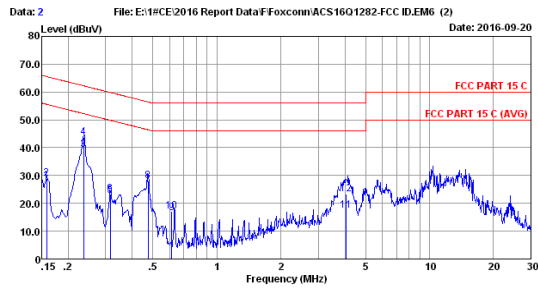
The EUT was placed on ground plane that it was floor-standing equipment. The EUT Power Via PC connected to the power mains through a line impedance stabilization network (L.I.S.N. 1#). This provides a 50 ohm coupling impedance for the EUT (Please refer the block diagram of the test setup and photographs). The AC lines are checked to find out the maximum conducted emission. In order to find the maximum emission levels, the relative positions of equipment and all of the interface cables shall be changed according to ANSI C63.10: 2013 on Conducted Emission Test.

The bandwidth of test receiver (R & S ESCI) is set at 9kHz.

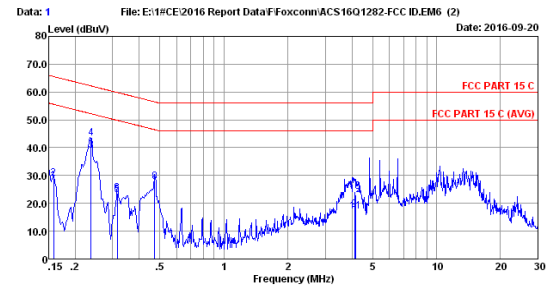
The frequency range from 150kHz to 30MHz is checked.

### 3.7.Power Line Conducted Emission Test Results

**PASS.** (All emissions not reported below are too low against the prescribed limits.)



Site no :1# Conduction Data No :2  
 Dis./Lisn :2015 ESH2-25 LINE  
 Limit :FCC PART 15 C  
 Env./Ins. :Temp:23.5°C Humi:56% Engineer :Garry  
 EUT :Atmospheric Water Cooler M/N:ST1.5  
 Power Rating :AC 120V/60Hz  
 Test Mode :TX Mode



Site no :1# Conduction Data No :1  
 Dis./Lisn :2015 ESH2-25 NEUTRAL  
 Limit :FCC PART 15 C  
 Env./Ins. :Temp:23.5°C Humi:56% Engineer :Garry  
 EUT :Atmospheric Water Cooler M/N:ST1.5  
 Power Rating :AC 120V/60Hz  
 Test Mode :TX Mode

No	Freq (MHz)	LISN Factor (dB)	Cable Loss (dB)	Reading (dBuV)	Emission Level (dBuV)	Limits (dBuV)	Margin (dB)	Remark
1	0.158	0.12	0.02	27.90	28.04	55.57	27.53	Average
2	0.158	0.12	0.02	28.70	28.84	65.57	36.73	QP
3	0.237	0.12	0.02	39.10	39.24	52.21	12.97	Average
4	0.237	0.12	0.02	43.50	43.64	62.21	18.57	QP
5	0.315	0.13	0.02	22.60	22.75	49.85	27.10	Average
6	0.315	0.13	0.02	23.20	23.35	59.85	36.50	QP
7	0.474	0.28	0.03	26.40	26.71	46.44	19.73	Average
8	0.474	0.28	0.03	27.70	28.01	56.44	28.43	QP
9	0.614	0.14	0.04	16.40	16.58	46.00	29.42	Average
10	0.614	0.14	0.04	16.90	17.08	56.00	38.92	QP
11	4.050	0.23	0.09	17.00	17.32	46.00	28.68	Average
12	4.050	0.23	0.09	23.00	23.32	56.00	32.68	QP

Remarks: 1.Emission Level=LISN Factor+Cable Loss+Reading.  
 2.If the average limit is met when using a quasi-peak detector, the EUT shall be deemed to meet both limits and measurement with average detector is unnecessary.

No	Freq (MHz)	LISN Factor (dB)	Cable Loss (dB)	Reading (dBuV)	Emission Level (dBuV)	Limits (dBuV)	Margin (dB)	Remark
1	0.158	0.12	0.02	27.80	27.94	55.55	27.61	Average
2	0.158	0.12	0.02	28.80	28.94	65.55	36.61	QP
3	0.237	0.13	0.02	38.90	39.05	52.20	13.15	Average
4	0.237	0.13	0.02	43.30	43.45	62.20	18.75	QP
5	0.316	0.13	0.02	22.90	23.05	49.82	26.77	Average
6	0.316	0.13	0.02	23.50	23.65	59.82	36.17	QP
7	0.472	0.14	0.03	25.90	26.07	46.49	20.42	Average
8	0.472	0.14	0.03	27.70	27.87	56.49	28.62	QP
9	4.114	0.25	0.09	17.40	17.74	46.00	28.26	Average
10	4.114	0.25	0.09	23.80	24.14	56.00	31.86	QP
11	4.155	0.25	0.09	16.70	17.04	46.00	28.96	Average
12	4.155	0.25	0.09	22.70	23.04	56.00	32.96	QP

Remarks: 1.Emission Level=LISN Factor+Cable Loss+Reading.  
 2.If the average limit is met when using a quasi-peak detector, the EUT shall be deemed to meet both limits and measurement with average detector is unnecessary.

## 4. RADIATED EMISSION TEST

### 4.1. Test Equipment

#### 4.1.1. For frequency range 30MHz~1000MHz (At Anechoic Chamber)

Item	Equipment	Manufacturer	Model No.	Serial No.	Last Cal.	Cal. Interval
1.	3#Chamber	AUDIX	N/A	N/A	Mar.28,16	1 Year
2.	EMI Spectrum	Agilent	E4407B	MY41440292	Apr.24,16	1 Year
3.	Test Receiver	Rohde & Schwarz	ESVS10	834468/011	Apr.24,16	1 Year
4.	Amplifier	HP	8447D	2648A04738	Apr.24,16	1 Year
5.	Tri-log-Broadband Antenna	SCHWARZBECK	VULB 9168	9168-710	Jul.20,16	1 Year
6.	RF Cable	MIYAZAKI	CFD400-N W(3.5M)	No.3	Apr.24,16	1 Year
7.	RF Cable	MIYAZAKI	CFD400-L W(22M)	No.7	Apr.24,16	1 Year
8.	Coaxial Switch	Anritsu	MP59B	6201397222	Apr.23,16	1 Year
9.	Test Software	AUDIX	e3	6.2009-5-21a(n)	N/A	N/A

Note: N/A means Not applicable.

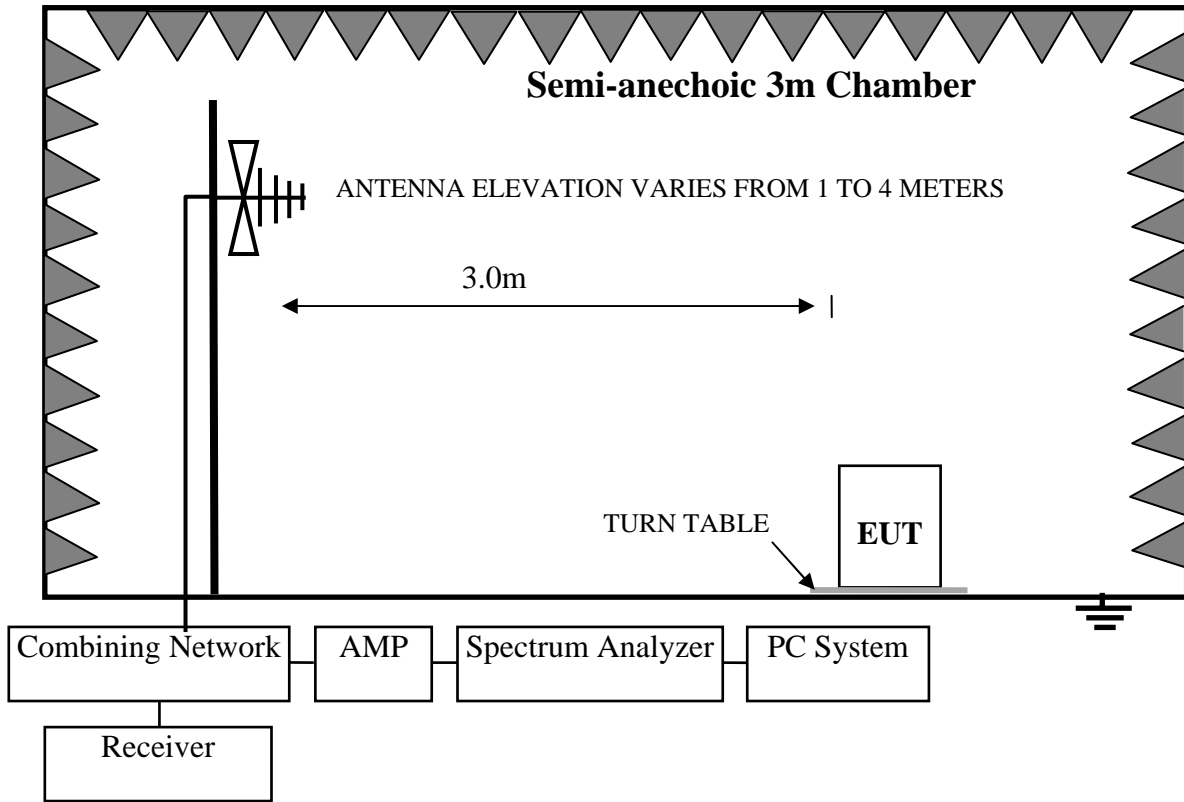
#### 4.1.2. For frequency range 1GHz~25GHz (At Anechoic Chamber)

Item	Equipment	Manufacturer	Model No.	Serial No.	Last Cal.	Cal. Interval
1.	Spectrum Analyzer	Agilent	E4446A	US44300459	Apr.24,16	1 Year
2.	Horn Antenna	ETS	3115	9510-4877	Oct.15,15	1 Year
3.	Amplifier	Agilent	8449B	3008A02495	Apr.24,16	1 Year
4.	RF Cable	Hubersuhner	SUCOFLEX104	274094/4	Apr.24,16	1 Year
5.	Horn Antenna	ETS	3116	00060089	Oct.15,15	1 Year
6.	Test Software	AUDIX	e3	6.2009-5-21a(n)	N/A	N/A

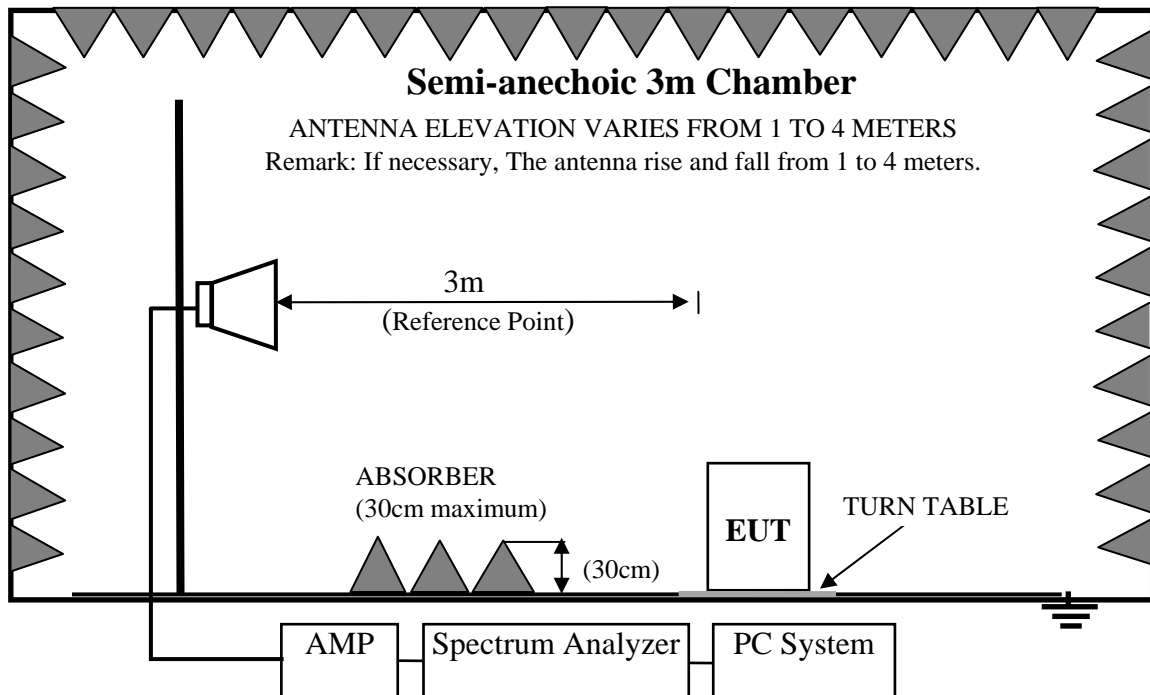
Note: N/A means Not applicable.

### 4.2. Block Diagram of Test Setup

For frequency range 30MHz-1000MHz



For frequency range 1GHz-25GHz



### 4.3.Radiated Emission Limit

#### 4.3.1.15.247&209 limits

FREQUENCY MHz	DISTANCE Meters	FIELD STRENGTHS LIMIT	
		μV/m	dB(μV)/m
30 ~ 88	3	100	40.0
88 ~ 216	3	150	43.5
216 ~ 960	3	200	46.0
960 ~ 1000	3	500	54.0
Above 1000	3	74.0 dB(μV)/m (Peak) 54.0 dB(μV)/m (Average)	

Remark : (1) Emission level dBμV = 20 log Emission level μV/m

(2) The smaller limit shall apply at the cross point between two frequency bands.

(3) Distance is the distance in meters between the measuring instrument, antenna and the closest point of any part of the device or system.

#### 4.3.2.15.205 Restricted bands of operation

MHz	MHz	MHz	GHz
0.090 - 0.110	16.42 - 16.423	399.9 - 410	4.5 - 5.15
<sup>1</sup> 0.495 - 0.505	16.69475 - 16.69525	608 - 614	5.35 - 5.46
2.1735 - 2.1905	16.80425 - 16.80475	960 - 1240	7.25 - 7.75
4.125 - 4.128	25.5 - 25.67	1300 - 1427	8.025 - 8.5
4.17725 - 4.17775	37.5 - 38.25	1435 - 1626.5	9.0 - 9.2
4.20725 - 4.20775	73 - 74.6	1645.5 - 1646.5	9.3 - 9.5
6.215 - 6.218	74.8 - 75.2	1660 - 1710	10.6 - 12.7
6.26775 - 6.26825	108 - 121.94	1718.8 - 1722.2	13.25 - 13.4
6.31175 - 6.31225	123 - 138	2200 - 2300	14.47 - 14.5
8.291 - 8.294	149.9 - 150.05	2310 - 2390	15.35 - 16.2
8.362 - 8.366	156.52475 - 156.52525	2483.5 - 2500	17.7 - 21.4
8.37625 - 8.38675	156.7 - 156.9	2690 - 2900	22.01 - 23.12
8.41425 - 8.41475	162.0125 - 167.17	3260 - 3267	23.6 - 24.0
12.29 - 12.293	167.72 - 173.2	3332 - 3339	31.2 - 31.8
12.51975 - 12.52025	240 - 285	3345.8 - 3358	36.43 - 36.5
12.57675 - 12.57725	322 - 335.4	3600 - 4400	( <sup>2</sup> )

All the emissions appearing within 15.205 restricted frequency bands shall not exceed the limits shown in 15.209, all the other emissions shall be at least 20dB below the fundamental emissions, or comply with 15.209 limits.

### 4.4.EUT Configuration on Test

The following equipment are installed on Power Line Conducted Emission Test to meet the commission requirement and operating regulations in a manner which tends to maximize its emission characteristics in a normal application.

#### 4.4.1.Atmospheric Water Cooler (EUT)

Model Number : 5T1.5

Serial Number : N/A

#### 4.4.2.Support Equipment: As Tested Supporting System Details, in Section 2.2.

#### 4.5. Operating Condition of EUT

- 4.5.1. Setup the EUT and simulator as shown as Section 4.2.
- 4.5.2. Turn on the power of all equipments.
- 4.5.3. Let EUT work in Tx(WiFi 2.4GHz) mode

#### 4.6. Test Procedure

EUT and its simulators are placed on a turn table. The turn table can rotate 360 degrees to determine the position of the maximum emission level. Power on the EUT and let it working in test mode, then test it. EUT is set 3 meters away from the receiving antenna, which is mounted on a antenna tower. The antenna can be moved up and down between 1 meter and 4 meters to find out the maximum emission level. Broadband antenna (calibrated bilog antenna) is used as receiving antenna for frequency 30MHz~1000MHz, and the Horn antenna is used as receiving antenna for frequency above 1GHz. Both horizontal and vertical polarization of the antenna is set on Test. In order to find the maximum emission levels, all of the interface cables must be manipulated according to ANSI C63.10-2013 on radiated emission Test.

This test was performed with EUT in X, Y, Z position, and the worse case was found when EUT in X position as test photo indicated.

The bandwidth of the EMI test receiver (R&S ESVS10) is set at 120kHz for frequency range from 30MHz to 1000 MHz.

The bandwidth of the Spectrum's VBW is set at 3MHz and RBW is set at 1MHz for peak emissions measurement above 1GHz and 1MHz RBW, 10Hz VBW for average emissions measure above 1GHz

The frequency range from 30MHz to 10<sup>th</sup> harmonic (25GHz) are checked. and no any emissions were found from 18GHz to 25GHz, So the radiated emissions from 18GHz to 25GHz were not record.

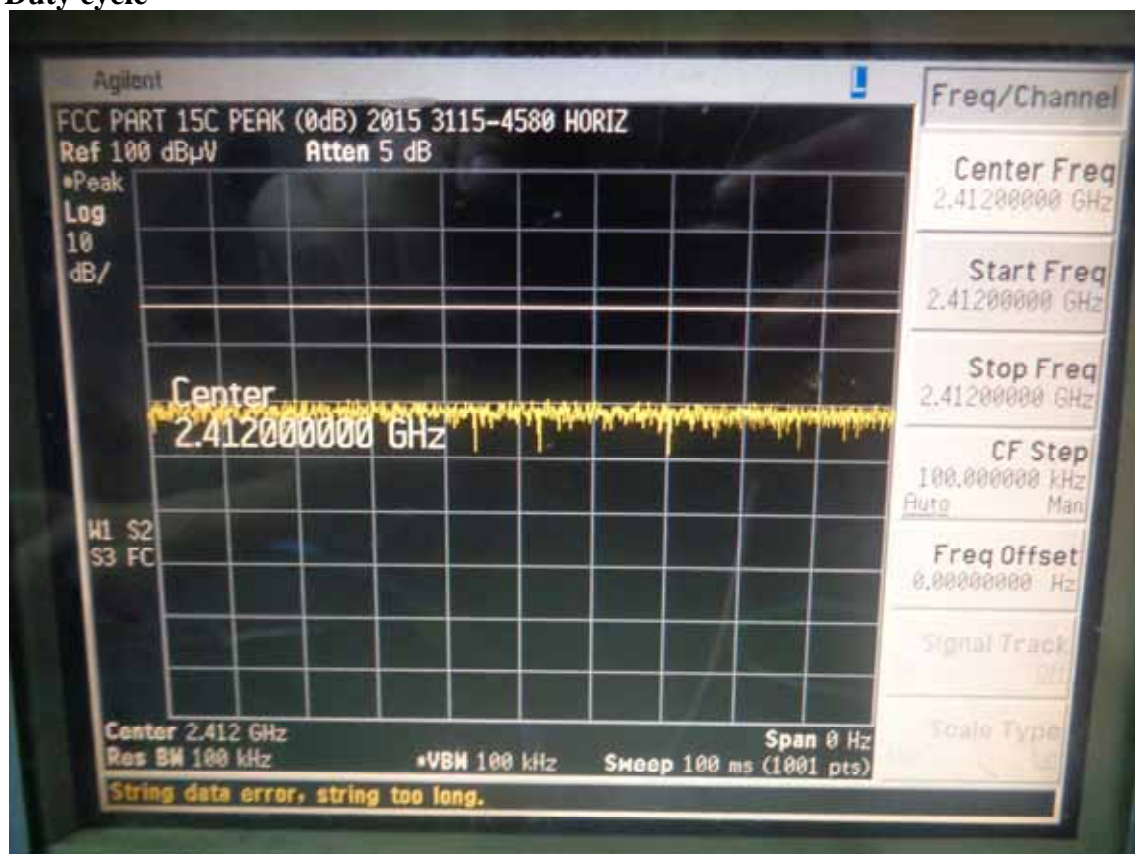
#### 4.7. Radiated Emission Test Results

**PASS.**

All the emissions from 30MHz to 25 GHz were comply with 15.209 limits.

Note: For emissions above 1GHz, if peak level comply with average limit, then the average level is deemed to comply with average limit.

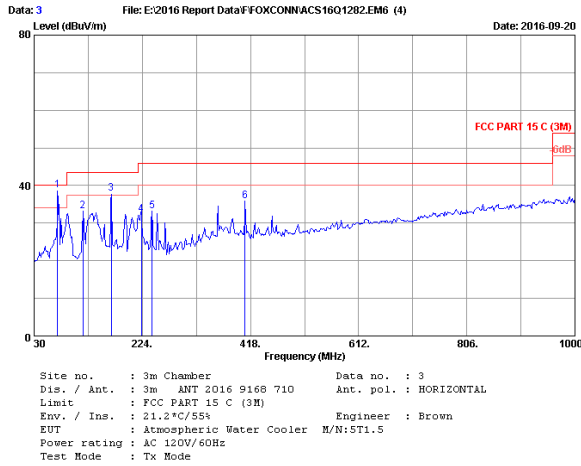
### Duty cycle



Note: The Duty Cycle is close to 100%.

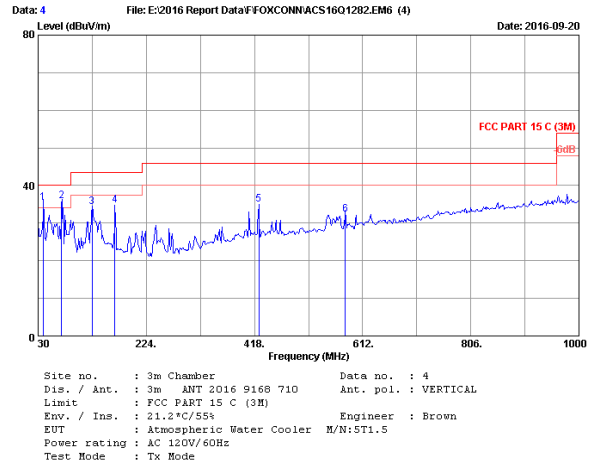


### Frequency: 30MHz~1GHz



No.	Freq. (MHz)	Ant. Factor (dB/m)	Cable Loss (dB)	Reading (dBuV)	Emission Level (dBuV/m)	Limits (dBuV/m)	Margin (dB)	Remark
1	72.012	17.31	0.97	20.50	38.78	40.00	1.22	QP
2	117.300	17.19	1.19	14.79	33.17	43.50	10.33	QP
3	168.037	19.57	1.42	16.80	37.79	43.50	5.71	QP
4	222.060	17.13	1.65	13.63	32.41	46.00	13.59	QP
5	241.460	18.04	1.74	13.51	33.29	46.00	12.71	QP
6	408.300	22.21	2.48	11.26	35.95	46.00	10.05	QP

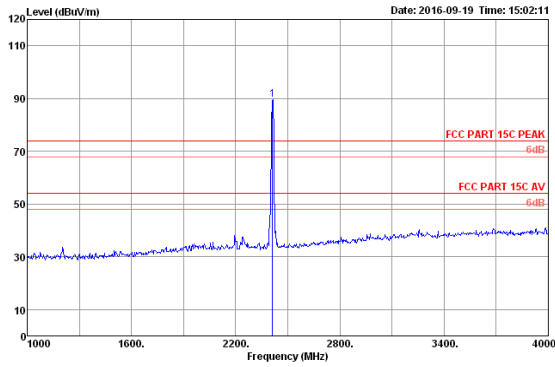
Remarks: 1. Emission Level= Antenna Factor + Cable Loss + Reading.  
 2. The emission levels that are 20dB below the official limit are not reported.



No.	Freq. (MHz)	Ant. Factor (dB/m)	Cable Loss (dB)	Reading (dBuV)	Emission Level (dBuV/m)	Limits (dBuV/m)	Margin (dB)	Remark
1	38.617	19.91	0.73	14.70	35.34	40.00	4.66	QP
2	72.026	17.91	0.97	17.60	35.88	40.00	4.12	QP
3	127.125	17.87	1.24	15.20	34.31	43.50	9.19	QP
4	167.740	19.57	1.42	13.85	34.84	43.50	8.66	QP
5	425.760	22.68	2.54	9.76	34.98	46.00	11.02	QP
6	580.960	25.44	3.12	3.84	32.40	46.00	13.60	QP

Remarks: 1. Emission Level= Antenna Factor + Cable Loss + Reading.  
 2. The emission levels that are 20dB below the official limit are not reported.

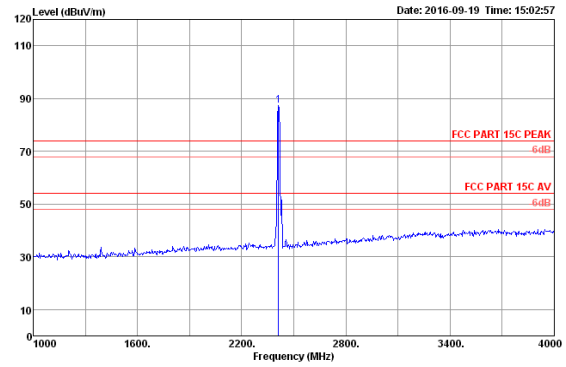
### Frequency: 1GHz~18GHz



Site no. : RF Chamber      Data no. : 1  
 Dis. / Ant. : 3m 2015 3115-4877      Ant. pol. : VERTICAL  
 Limit : FCC PART 15C PEAK      Pre : 101.2kPa  
 Env. / Ins. : 22.6°C/51.2%      Engineer : Alice\_yang  
 EUT : Atmospheric Water Cooler      M/N:5T1.5  
 Power rating : AC 120V/60Hz  
 Test Mode : 802.11b 2412MHz TX

No.	Frequency (MHz)	Reading (dbm)	Emission Level (dbm)	Limits (dbm)	Margin (db)	Remark
1	2412.00	89.48	89.73	74.00	-15.73	Peak

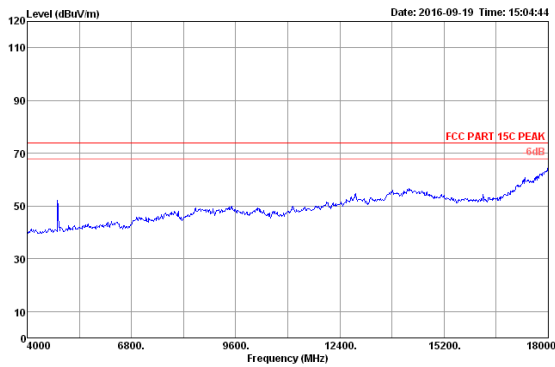
Remarks: 1. Margin= Limit - Emission Level  
 2. The emission levels that are 20dB below the official limit are not reported.



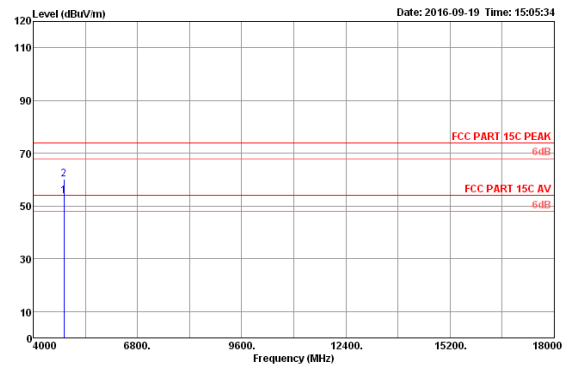
Site no. : RF Chamber      Data no. : 2  
 Dis. / Ant. : 3m 2015 3115-4877      Ant. pol. : HORIZONTAL  
 Limit : FCC PART 15C PEAK      Pre : 101.2kPa  
 Env. / Ins. : 22.6°C/51.2%      Engineer : Alice\_yang  
 EUT : Atmospheric Water Cooler      M/N:5T1.5  
 Power rating : AC 120V/60Hz  
 Test Mode : 802.11b 2412MHz TX

No.	Frequency (MHz)	Reading (dbm)	Emission Level (dbm)	Limits (dbm)	Margin (db)	Remark
1	2412.00	87.27	87.52	74.00	-13.52	Peak

Remarks: 1. Margin= Limit - Emission Level  
 2. The emission levels that are 20dB below the official limit are not reported.



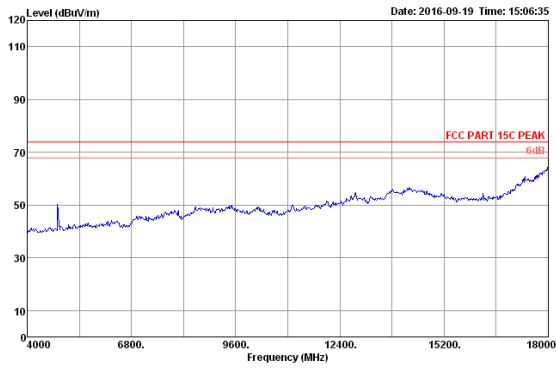
Site no. : RF Chamber      Data no. : 7  
 Dis. / Ant. : 3m 2015 3115-4877      Ant. pol. : VERTICAL  
 Limit : FCC PART 15C PEAK      Pre : 101.2kPa  
 Env. / Ins. : 22.6°C/51.2%      Engineer : Alice\_yang  
 EUT : Atmospheric Water Cooler      M/N:5T1.5  
 Power rating : AC 120V/60Hz  
 Test Mode : 802.11b 2412MHz TX



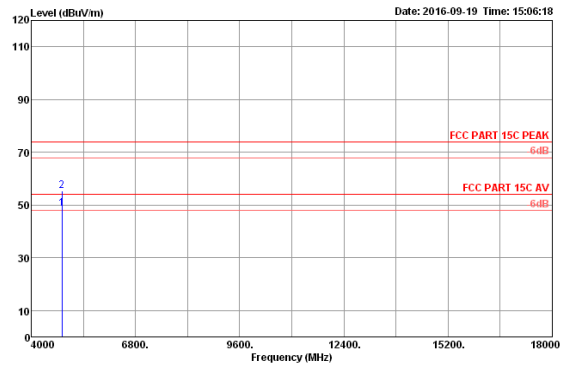
Site no. : RF Chamber      Data no. : 8  
 Dis. / Ant. : 3m 2015 3115-4877      Ant. pol. : VERTICAL  
 Limit : FCC PART 15C PEAK      Pre : 101.2kPa  
 Env. / Ins. : 22.6°C/51.2%      Engineer : Alice\_yang  
 EUT : Atmospheric Water Cooler      M/N:5T1.5  
 Power rating : AC 120V/60Hz  
 Test Mode : 802.11b 2412MHz TX

No.	Frequency (MHz)	Reading (dbm)	Emission Level (dbm)	Limits (dbm)	Margin (db)	Remark
1	4824.00	44.52	53.76	54.00	0.24	Average
2	4824.00	51.06	60.30	74.00	13.70	Peak

Remarks: 1. Margin= Limit - Emission Level  
 2. The emission levels that are 20dB below the official limit are not reported.



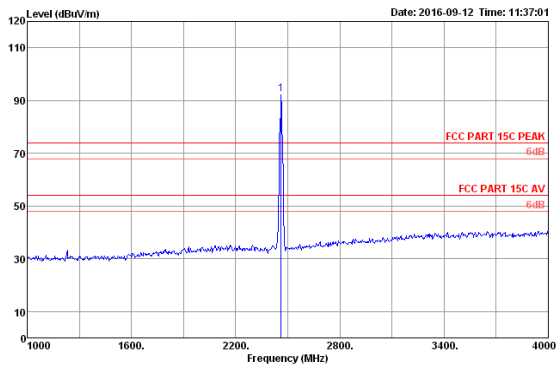
Site no. : RF Chamber      Data no. : 9  
 Dis. / Ant. : 3m 2015 3115-4877      Ant. pol. : VERTICAL  
 Limit : FCC PART 15C PEAK      Pre : 101.2kPa  
 Env. / Ins. : 22.6°C/51.2%      Engineer : Alice\_yang  
 EUT : Atmospheric Water Cooler      M/N:5T1.5  
 Power rating : AC 120W/60Hz  
 Test Mode : 802.11b 2412MHz TX



Site no. : RF Chamber      Data no. : 10  
 Dis. / Ant. : 3m 2015 3115-4877      Ant. pol. : VERTICAL  
 Limit : FCC PART 15C PEAK      Pre : 101.2kPa  
 Env. / Ins. : 22.6°C/51.2%      Engineer : Alice\_yang  
 EUT : Atmospheric Water Cooler      M/N:5T1.5  
 Power rating : AC 120W/60Hz  
 Test Mode : 802.11b 2412MHz TX

No.	Frequency (MHz)	Reading (dBm)	Emission Level (dBm)	Limits (dBm)	Margin (dB)	Remark
1	4824.00	39.52	48.76	54.00	5.24	Average
2	4824.00	46.06	55.30	74.00	18.70	Peak

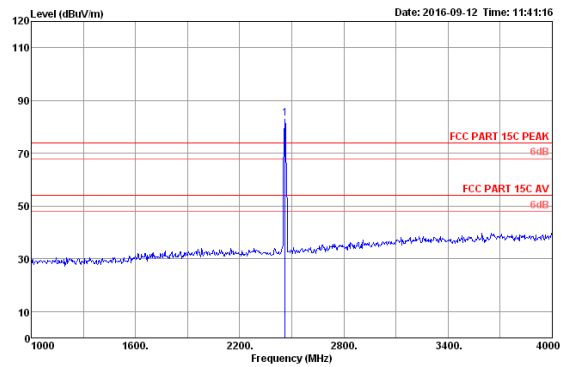
Remarks: 1. Margin= Limit - Emission Level  
 2. The emission levels that are 20dB below the official limit are not reported.



Site no. : RF Chamber      Data no. : 11  
 Dis. / Ant. : 3m 2015 3115-4877      Ant. pol. : VERTICAL  
 Limit : FCC PART 15C PEAK      Pre : 101.2kPa  
 Env. / Ins. : 22.6°C/51.2%      Engineer : Alice\_yang  
 EUT : Atmospheric Water Cooler      M/N:5T1.5  
 Power rating : AC 120W/60Hz  
 Test Mode : 802.11b 2462MHz TX

No.	Frequency (MHz)	Reading (dBm)	Emission Level (dBm)	Limits (dBm)	Margin (dB)	Remark
1	2462.00	91.96	92.33	74.00	-18.33	Peak

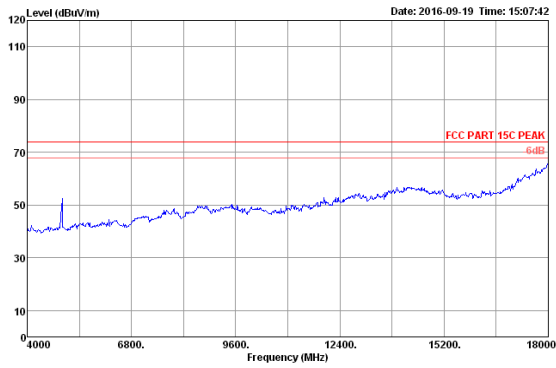
Remarks: 1. Margin= Limit - Emission Level  
 2. The emission levels that are 20dB below the official limit are not reported.



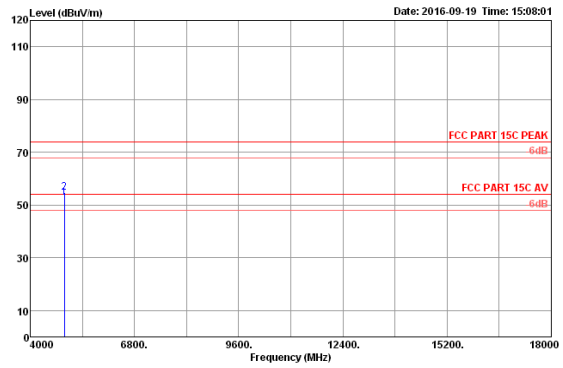
Site no. : RF Chamber      Data no. : 12  
 Dis. / Ant. : 3m 2015 3115-4877      Ant. pol. : HORIZONTAL  
 Limit : FCC PART 15C PEAK      Pre : 101.2kPa  
 Env. / Ins. : 22.6°C/51.2%      Engineer : Alice\_yang  
 EUT : Atmospheric Water Cooler      M/N:5T1.5  
 Power rating : AC 120W/60Hz  
 Test Mode : 802.11b 2462MHz TX

No.	Frequency (MHz)	Reading (dBm)	Emission Level (dBm)	Limits (dBm)	Margin (dB)	Remark
1	2462.00	82.74	83.11	74.00	-9.11	Peak

Remarks: 1. Margin= Limit - Emission Level  
 2. The emission levels that are 20dB below the official limit are not reported.



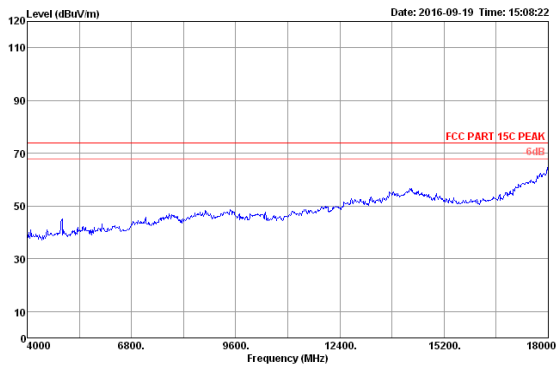
Site no. : RF Chamber      Data no. : 17  
 Dis. / Ant. : 3m 2015 3115-4877      Ant. pol. : VERTICAL  
 Limit : FCC PART 15C PEAK      Pre : 101.2kPa  
 Env. / Ins. : 22.6°C/51.2K      Engineer : Alice\_yang  
 EUT : Atmospheric Water Cooler      M/N:5T1.5  
 Power rating : AC 120W/60Hz  
 Test Mode : 802.11b 2462MHz TX



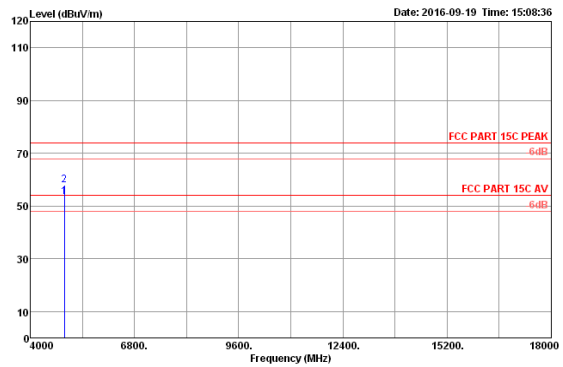
Site no. : RF Chamber      Data no. : 18  
 Dis. / Ant. : 3m 2015 3115-4877      Ant. pol. : VERTICAL  
 Limit : FCC PART 15C PEAK      Pre : 101.2kPa  
 Env. / Ins. : 22.6°C/51.2K      Engineer : Alice\_yang  
 EUT : Atmospheric Water Cooler      M/N:5T1.5  
 Power rating : AC 120W/60Hz  
 Test Mode : 802.11b 2462MHz TX

No.	Frequency (MHz)	Reading (dBm)	Emission Level (dBm)	Limits (dBm)	Margin (dB)	Remark
1	4924.00	43.43	52.91	54.00	1.09	Average
2	4924.00	46.39	54.87	74.00	19.13	Peak

Remarks: 1. Margin= Limit - Emission Level  
 2. The emission levels that are 20dB below the official limit are not reported.



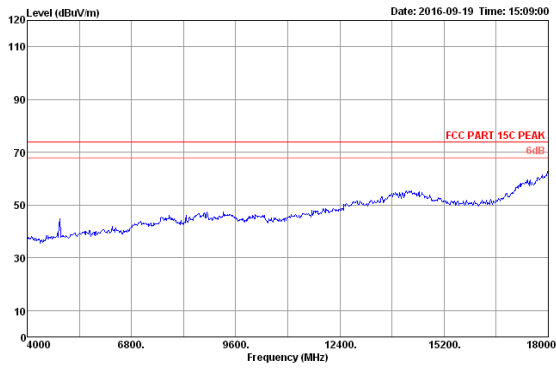
Site no. : RF Chamber      Data no. : 19  
 Dis. / Ant. : 3m 2015 3115-4877      Ant. pol. : HORIZONTAL  
 Limit : FCC PART 15C PEAK      Pre : 101.2kPa  
 Env. / Ins. : 22.6°C/51.2K      Engineer : Alice\_yang  
 EUT : Atmospheric Water Cooler      M/N:5T1.5  
 Power rating : AC 120W/60Hz  
 Test Mode : 802.11b 2462MHz TX



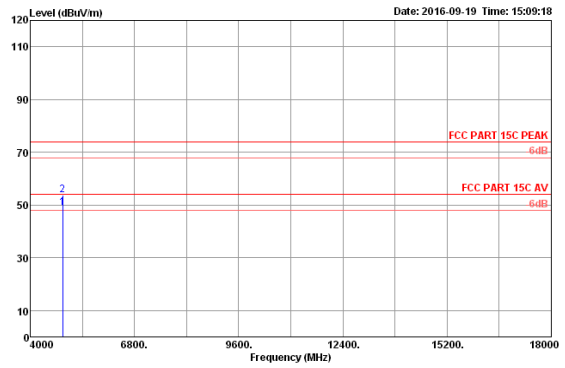
Site no. : RF Chamber      Data no. : 20  
 Dis. / Ant. : 3m 2015 3115-4877      Ant. pol. : HORIZONTAL  
 Limit : FCC PART 15C PEAK      Pre : 101.2kPa  
 Env. / Ins. : 22.6°C/51.2K      Engineer : Alice\_yang  
 EUT : Atmospheric Water Cooler      M/N:5T1.5  
 Power rating : AC 120W/60Hz  
 Test Mode : 802.11b 2462MHz TX

No.	Frequency (MHz)	Reading (dBm)	Emission Level (dBm)	Limits (dBm)	Margin (dB)	Remark
1	4924.00	44.05	53.53	54.00	0.47	Average
2	4924.00	48.32	57.80	74.00	16.20	Peak

Remarks: 1. Margin= Limit - Emission Level  
 2. The emission levels that are 20dB below the official limit are not reported.



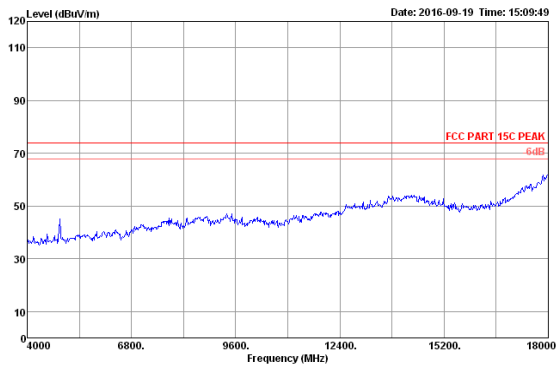
Site no. : RF Chamber      Data no. : 21  
 Dis. / Ant. : 3m 2015 3115-4877      Ant. pol. : HORIZONTAL  
 Limit : FCC PART 15C PEAK      Pre : 101.2kPa  
 Env. / Ins. : 22.6°C/51.2K      Engineer : Alice\_yang  
 EUT : Atmospheric Water Cooler      M/N:5T1.5  
 Power rating : AC 120W/60Hz  
 Test Mode : 802.11b 2437MHz TX



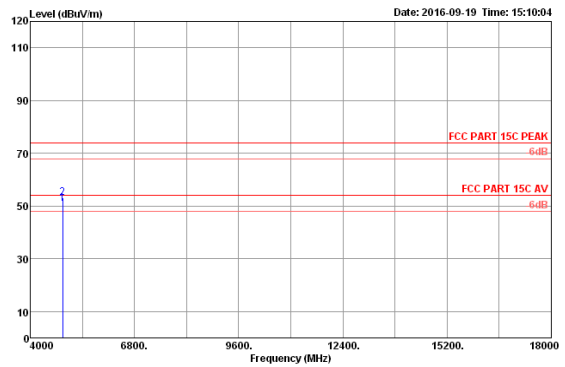
Site no. : RF Chamber      Data no. : 22  
 Dis. / Ant. : 3m 2015 3115-4877      Ant. pol. : HORIZONTAL  
 Limit : FCC PART 15C PEAK      Pre : 101.2kPa  
 Env. / Ins. : 22.6°C/51.2K      Engineer : Alice\_yang  
 EUT : Atmospheric Water Cooler      M/N:5T1.5  
 Power rating : AC 120W/60Hz  
 Test Mode : 802.11b 2437MHz TX

No.	Frequency (MHz)	Reading (dBm)	Emission Level (dBm)	Limits (dBm)	Margin (dB)	Remark
1	4874.00	39.51	48.87	54.00	5.13	Average
2	4874.00	44.42	53.78	74.00	20.22	Peak

Remarks: 1. Margin= Limit - Emission Level  
 2. The emission levels that are 20dB below the official limit are not reported.



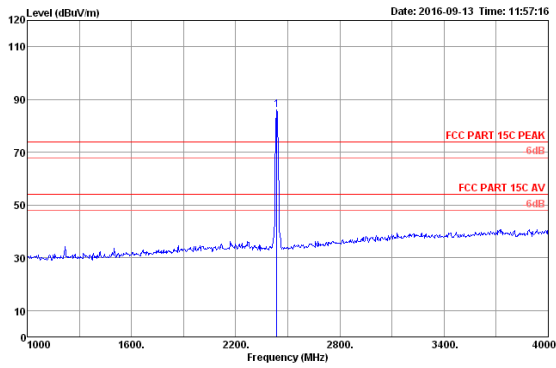
Site no. : RF Chamber      Data no. : 23  
 Dis. / Ant. : 3m 2015 3115-4877      Ant. pol. : VERTICAL  
 Limit : FCC PART 15C PEAK      Pre : 101.2kPa  
 Env. / Ins. : 22.6°C/51.2K      Engineer : Alice\_yang  
 EUT : Atmospheric Water Cooler      M/N:5T1.5  
 Power rating : AC 120W/60Hz  
 Test Mode : 802.11b 2437MHz TX



Site no. : RF Chamber      Data no. : 24  
 Dis. / Ant. : 3m 2015 3115-4877      Ant. pol. : VERTICAL  
 Limit : FCC PART 15C PEAK      Pre : 101.2kPa  
 Env. / Ins. : 22.6°C/51.2K      Engineer : Alice\_yang  
 EUT : Atmospheric Water Cooler      M/N:5T1.5  
 Power rating : AC 120W/60Hz  
 Test Mode : 802.11b 2437MHz TX

No.	Frequency (MHz)	Reading (dBm)	Emission Level (dBm)	Limits (dBm)	Margin (dB)	Remark
1	4874.00	41.49	50.85	54.00	3.15	Average
2	4874.00	43.92	53.28	74.00	20.72	Peak

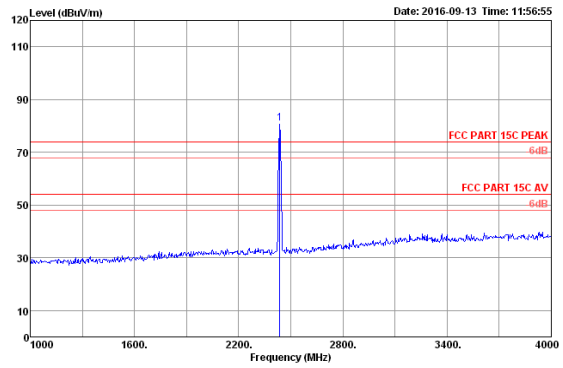
Remarks: 1. Margin= Limit - Emission Level  
 2. The emission levels that are 20dB below the official limit are not reported.



Site no. : RF Chamber      Data no. : 25  
 Dis. / Ant. : 3m 2015 3115-4877      Ant. pol. : VERTICAL  
 Limit : FCC PART 15C PEAK      Pre : 101.2kPa  
 Env. / Ins. : 22.6°C/51.2k      Engineer : Alice\_yang  
 EUT : Atmospheric Water Cooler      M/N:5T1.5  
 Power rating : AC 120W/60Hz  
 Test Mode : 802.11b 2437MHz TX

No.	Frequency (MHz)	Reading (dBm)	Emission Level (dBm)	Limits (dBm)	Margin (dB)	Remark
1	2437.00	85.73	86.05	74.00	-12.05	Peak

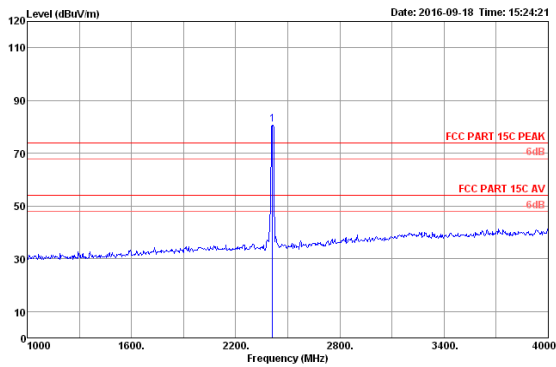
Remarks: 1. Margin: Limit - Emission Level  
 2. The emission levels that are 20dB below the official limit are not reported.



Site no. : RF Chamber      Data no. : 26  
 Dis. / Ant. : 3m 2015 3115-4877      Ant. pol. : HORIZONTAL  
 Limit : FCC PART 15C PEAK      Pre : 101.2kPa  
 Env. / Ins. : 22.6°C/51.2k      Engineer : Alice\_yang  
 EUT : Atmospheric Water Cooler      M/N:5T1.5  
 Power rating : AC 120W/60Hz  
 Test Mode : 802.11b 2437MHz TX

No.	Frequency (MHz)	Reading (dBm)	Emission Level (dBm)	Limits (dBm)	Margin (dB)	Remark
1	2437.00	80.55	80.87	74.00	-6.87	Peak

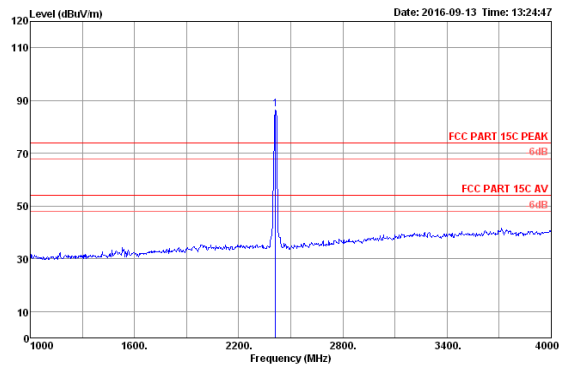
Remarks: 1. Margin: Limit - Emission Level  
 2. The emission levels that are 20dB below the official limit are not reported.



Site no. : RF Chamber      Data no. : 27  
 Dis. / Ant. : 3m 2015 3115-4877      Ant. pol. : HORIZONTAL  
 Limit : FCC PART 15C PEAK      Pre : 101.2kPa  
 Env. / Ins. : 22.6°C/51.2k      Engineer : Alice\_yang  
 EUT : Atmospheric Water Cooler      M/N:5T1.5  
 Power rating : AC 120W/60Hz  
 Test Mode : 802.11g 2412MHz TX

No.	Frequency (MHz)	Reading (dBm)	Emission Level (dBm)	Limits (dBm)	Margin (dB)	Remark
1	2412.00	80.70	80.95	74.00	-6.95	Peak

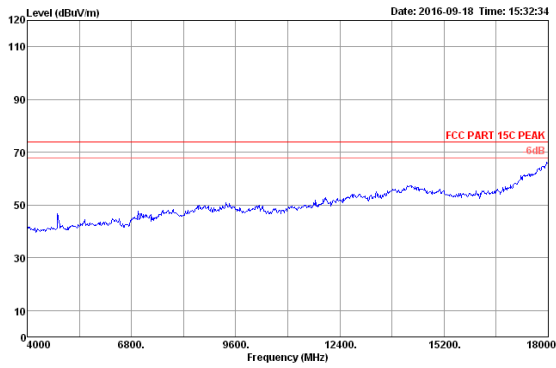
Remarks: 1. Margin: Limit - Emission Level  
 2. The emission levels that are 20dB below the official limit are not reported.



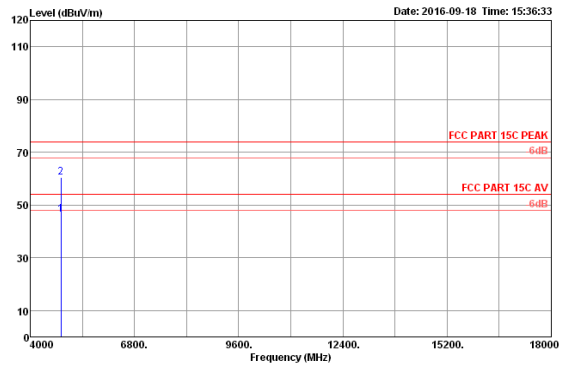
Site no. : RF Chamber      Data no. : 28  
 Dis. / Ant. : 3m 2015 3115-4877      Ant. pol. : VERTICAL  
 Limit : FCC PART 15C PEAK      Pre : 101.2kPa  
 Env. / Ins. : 22.6°C/51.2k      Engineer : Alice\_yang  
 EUT : Atmospheric Water Cooler      M/N:5T1.5  
 Power rating : AC 120W/60Hz  
 Test Mode : 802.11g 2412MHz TX

No.	Frequency (MHz)	Reading (dBm)	Emission Level (dBm)	Limits (dBm)	Margin (dB)	Remark
1	2412.00	86.40	86.65	74.00	-12.65	Peak

Remarks: 1. Margin: Limit - Emission Level  
 2. The emission levels that are 20dB below the official limit are not reported.



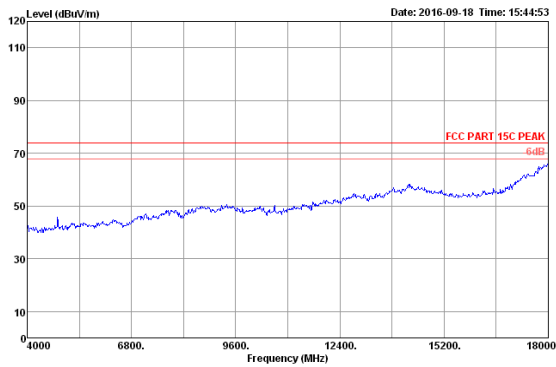
Site no. : RF Chamber      Data no. : 33  
 Dis. / Ant. : 3m 2015 3115-4877      Ant. pol. : VERTICAL  
 Limit : FCC PART 15C PEAK      Pre : 101.2kPa  
 Env. / Ins. : 22.6°C/51.2k      Engineer : Alice\_yang  
 EUT : Atmospheric Water Cooler      M/N:5T1.5  
 Power rating : AC 120W/60Hz  
 Test Mode : 802.11g 2412MHz TX



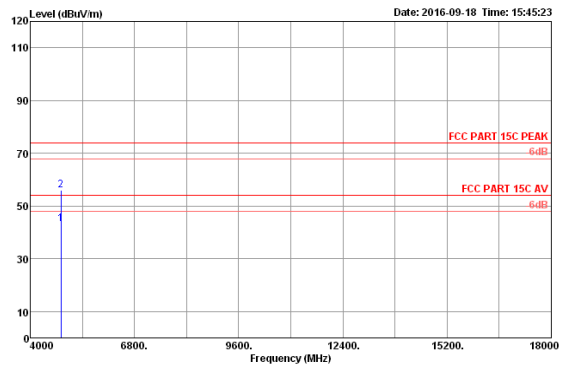
Site no. : RF Chamber      Data no. : 34  
 Dis. / Ant. : 3m 2015 3115-4877      Ant. pol. : VERTICAL  
 Limit : FCC PART 15C PEAK      Pre : 101.2kPa  
 Env. / Ins. : 22.6°C/51.2k      Engineer : Alice\_yang  
 EUT : Atmospheric Water Cooler      M/N:5T1.5  
 Power rating : AC 120W/60Hz  
 Test Mode : 802.11g 2412MHz TX

No.	Frequency (MHz)	Reading (dBm)	Emission Level (dBm)	Limits (dBm)	Margin (dB)	Remark
1	4824.00	37.13	46.37	54.00	7.63	Average
2	4824.00	51.38	60.62	74.00	13.38	Peak

Remarks: 1. Margin= Limit - Emission Level  
 2. The emission levels that are 20dB below the official limit are not reported.



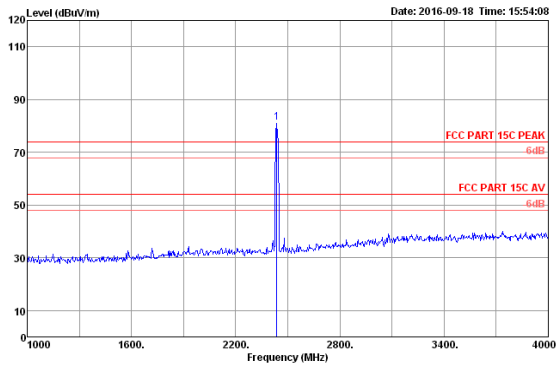
Site no. : RF Chamber      Data no. : 35  
 Dis. / Ant. : 3m 2015 3115-4877      Ant. pol. : HORIZONTAL  
 Limit : FCC PART 15C PEAK      Pre : 101.2kPa  
 Env. / Ins. : 22.6°C/51.2k      Engineer : Alice\_yang  
 EUT : Atmospheric Water Cooler      M/N:5T1.5  
 Power rating : AC 120W/60Hz  
 Test Mode : 802.11g 2412MHz TX



Site no. : RF Chamber      Data no. : 36  
 Dis. / Ant. : 3m 2015 3115-4877      Ant. pol. : HORIZONTAL  
 Limit : FCC PART 15C PEAK      Pre : 101.2kPa  
 Env. / Ins. : 22.6°C/51.2k      Engineer : Alice\_yang  
 EUT : Atmospheric Water Cooler      M/N:5T1.5  
 Power rating : AC 120W/60Hz  
 Test Mode : 802.11g 2412MHz TX

No.	Frequency (MHz)	Reading (dBm)	Emission Level (dBm)	Limits (dBm)	Margin (dB)	Remark
1	4824.00	33.89	43.13	54.00	10.87	Average
2	4824.00	46.69	55.93	74.00	18.07	Peak

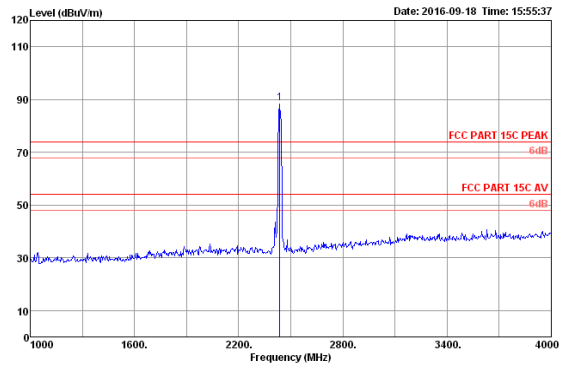
Remarks: 1. Margin= Limit - Emission Level  
 2. The emission levels that are 20dB below the official limit are not reported.



Site no. : RF Chamber      Data no. : 37  
 Dis. / Ant. : 3m 2015 3115-4877      Ant. pol. : HORIZONTAL  
 Limit : FCC PART 15C PEAK      Pre : 101.2kPa  
 Env. / Ins. : 22.6°C/51.2k      Engineer : Alice\_yang  
 EUT : Atmospheric Water Cooler      M/N:5T1.5  
 Power rating : AC 120W/60Hz  
 Test Mode : 802.11g 2437MHz TX

No.	Frequency (MHz)	Reading (dBm)	Emission Level (dBm)	Limits (dBm)	Margin (dB)	Remark
1	2437.00	80.97	81.29	74.00	-7.29	Peak

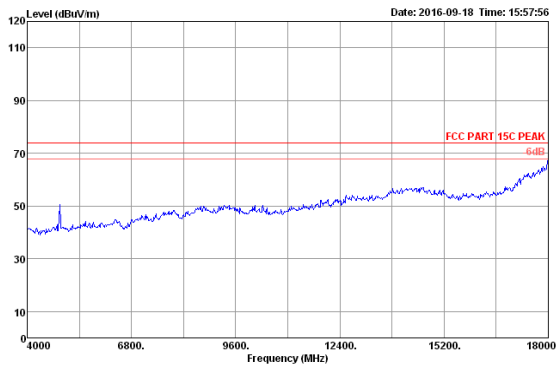
Remarks: 1. Margin= Limit - Emission Level  
 2. The emission levels that are 20dB below the official limit are not reported.



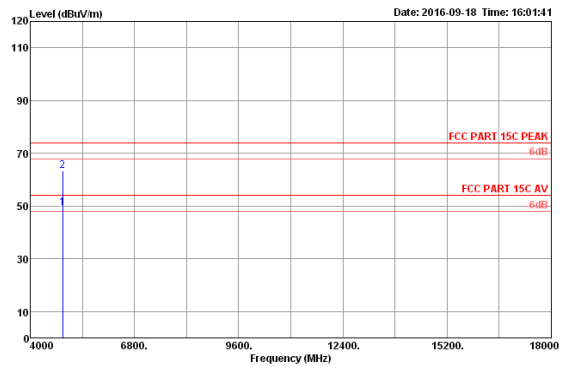
Site no. : RF Chamber      Data no. : 38  
 Dis. / Ant. : 3m 2015 3115-4877      Ant. pol. : VERTICAL  
 Limit : FCC PART 15C PEAK      Pre : 101.2kPa  
 Env. / Ins. : 22.6°C/51.2k      Engineer : Alice\_yang  
 EUT : Atmospheric Water Cooler      M/N:5T1.5  
 Power rating : AC 120W/60Hz  
 Test Mode : 802.11g 2437MHz TX

No.	Frequency (MHz)	Reading (dBm)	Emission Level (dBm)	Limits (dBm)	Margin (dB)	Remark
1	2437.00	88.36	88.68	74.00	-14.68	Peak

Remarks: 1. Margin= Limit - Emission Level  
 2. The emission levels that are 20dB below the official limit are not reported.



Site no. : RF Chamber      Data no. : 39  
 Dis. / Ant. : 3m 2015 3115-4877      Ant. pol. : VERTICAL  
 Limit : FCC PART 15C PEAK      Pre : 101.2kPa  
 Env. / Ins. : 22.6°C/51.2k      Engineer : Alice\_yang  
 EUT : Atmospheric Water Cooler      M/N:5T1.5  
 Power rating : AC 120W/60Hz  
 Test Mode : 802.11g 2437MHz TX

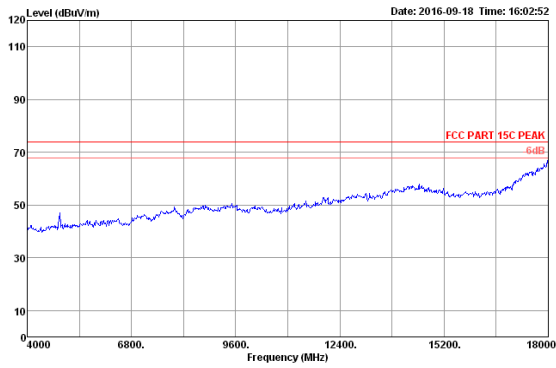


Site no. : RF Chamber      Data no. : 40  
 Dis. / Ant. : 3m 2015 3115-4877      Ant. pol. : VERTICAL  
 Limit : FCC PART 15C PEAK      Pre : 101.2kPa  
 Env. / Ins. : 22.6°C/51.2k      Engineer : Alice\_yang  
 EUT : Atmospheric Water Cooler      M/N:5T1.5  
 Power rating : AC 120W/60Hz  
 Test Mode : 802.11g 2437MHz TX

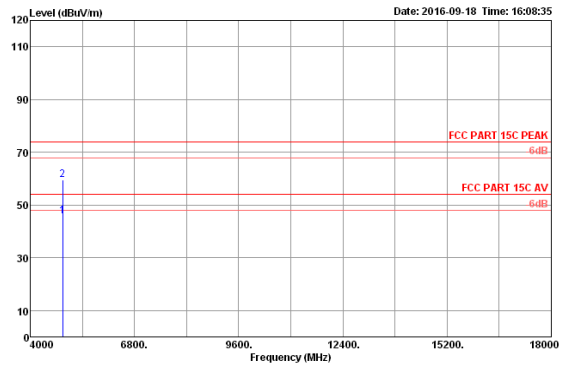
No.	Frequency (MHz)	Reading (dBm)	Emission Level (dBm)	Limits (dBm)	Margin (dB)	Remark
1	4874.00	39.80	49.16	54.00	4.84	Average
2	4874.00	53.87	63.23	74.00	10.77	Peak

Remarks: 1. Margin= Limit - Emission Level  
 2. The emission levels that are 20dB below the official limit are not reported.





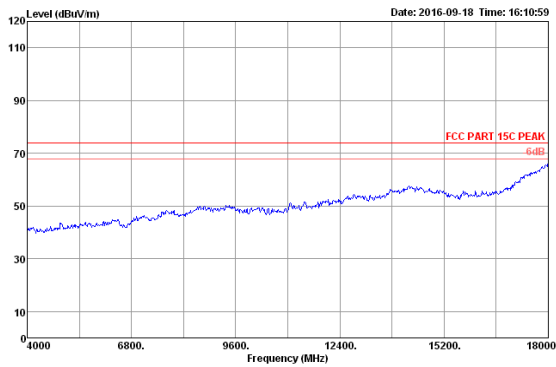
Site no. : RF Chamber      Data no. : 41  
 Dis. / Ant. : 3m 2015 3115-4877      Ant. pol. : HORIZONTAL  
 Limit : FCC PART 15C PEAK      Pre : 101.2kPa  
 Env. / Ins. : 22.6°C/51.2K      Engineer : Alice\_yang  
 EUT : Atmospheric Water Cooler      M/N:5T1.5  
 Power rating : AC 120W/60Hz  
 Test Mode : 802.11g 2437MHz TX



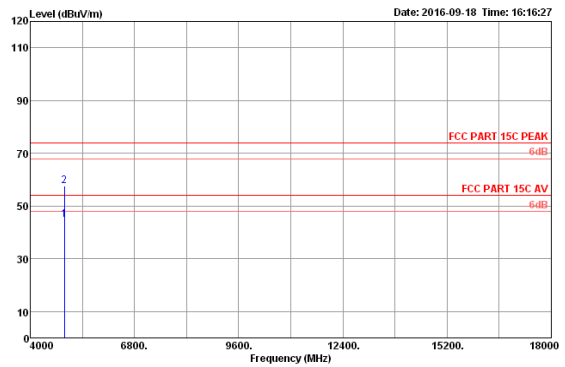
Site no. : RF Chamber      Data no. : 42  
 Dis. / Ant. : 3m 2015 3115-4877      Ant. pol. : HORIZONTAL  
 Limit : FCC PART 15C PEAK      Pre : 101.2kPa  
 Env. / Ins. : 22.6°C/51.2K      Engineer : Alice\_yang  
 EUT : Atmospheric Water Cooler      M/N:5T1.5  
 Power rating : AC 120W/60Hz  
 Test Mode : 802.11g 2437MHz TX

No.	Frequency (MHz)	Reading (dBm)	Emission Level (dBm)	Limits (dBm)	Margin (dB)	Remark
1	4874.00	36.33	45.69	54.00	8.31	Average
2	4874.00	50.14	59.50	74.00	14.50	Peak

Remarks: 1. Margin= Limit - Emission Level  
 2. The emission levels that are 20dB below the official limit are not reported.



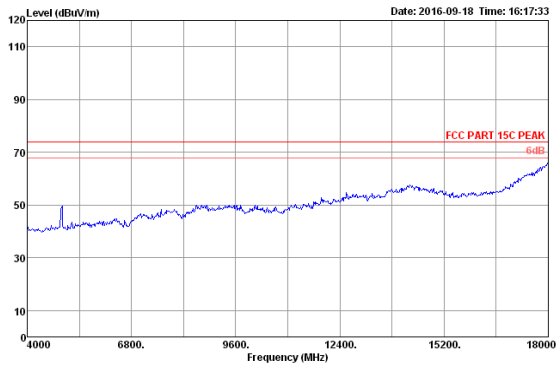
Site no. : RF Chamber      Data no. : 43  
 Dis. / Ant. : 3m 2015 3115-4877      Ant. pol. : HORIZONTAL  
 Limit : FCC PART 15C PEAK      Pre : 101.2kPa  
 Env. / Ins. : 22.6°C/51.2K      Engineer : Alice\_yang  
 EUT : Atmospheric Water Cooler      M/N:5T1.5  
 Power rating : AC 120W/60Hz  
 Test Mode : 802.11g 2462MHz TX



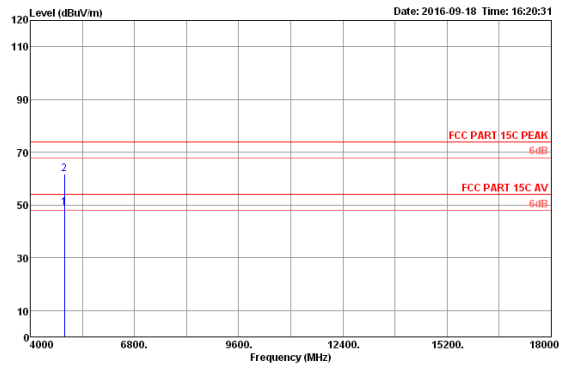
Site no. : RF Chamber      Data no. : 44  
 Dis. / Ant. : 3m 2015 3115-4877      Ant. pol. : HORIZONTAL  
 Limit : FCC PART 15C PEAK      Pre : 101.2kPa  
 Env. / Ins. : 22.6°C/51.2K      Engineer : Alice\_yang  
 EUT : Atmospheric Water Cooler      M/N:5T1.5  
 Power rating : AC 120W/60Hz  
 Test Mode : 802.11g 2462MHz TX

No.	Frequency (MHz)	Reading (dBm)	Emission Level (dBm)	Limits (dBm)	Margin (dB)	Remark
1	4924.00	35.18	44.66	54.00	9.34	Average
2	4924.00	48.05	57.53	74.00	16.47	Peak

Remarks: 1. Margin= Limit - Emission Level  
 2. The emission levels that are 20dB below the official limit are not reported.



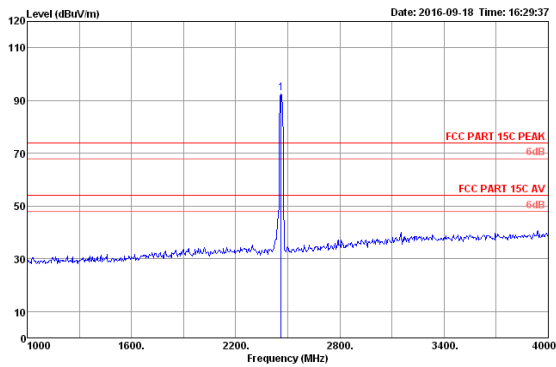
Site no. : RF Chamber      Data no. : 45  
 Dis. / Ant. : 3m 2015 3115-4877      Ant. pol. : VERTICAL  
 Limit : FCC PART 15C PEAK      Pre : 101.2kPa  
 Env. / Ins. : 22.6°C/51.2K      Engineer : Alice\_yang  
 EUT : Atmospheric Water Cooler      M/N:5T1.5  
 Power rating : AC 120W/60Hz  
 Test Mode : 802.11g 2462MHz TX



Site no. : RF Chamber      Data no. : 46  
 Dis. / Ant. : 3m 2015 3115-4877      Ant. pol. : VERTICAL  
 Limit : FCC PART 15C PEAK      Pre : 101.2kPa  
 Env. / Ins. : 22.6°C/51.2K      Engineer : Alice\_yang  
 EUT : Atmospheric Water Cooler      M/N:5T1.5  
 Power rating : AC 120W/60Hz  
 Test Mode : 802.11g 2462MHz TX

No.	Frequency (MHz)	Reading (dBm)	Emission Level (dBm)	Limits (dBm)	Margin (dB)	Remark
1	4924.00	39.51	48.99	54.00	5.01	Average
2	4924.00	52.43	61.91	74.00	12.09	Peak

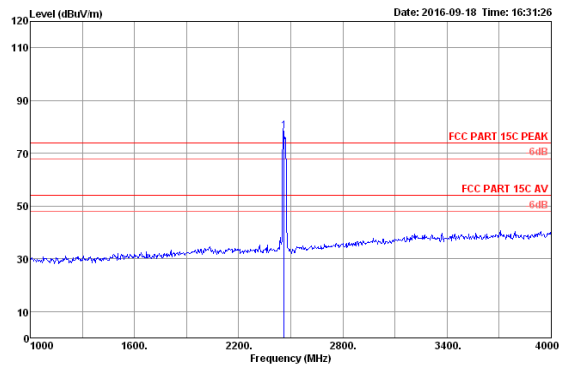
Remarks: 1. Margin= Limit - Emission Level  
 2. The emission levels that are 20dB below the official limit are not reported.



Site no. : RF Chamber      Data no. : 47  
 Dis. / Ant. : 3m 2015 3115-4877      Ant. pol. : VERTICAL  
 Limit : FCC PART 15C PEAK      Pre : 101.2kPa  
 Env. / Ins. : 22.6°C/51.2K      Engineer : Alice\_yang  
 EUT : Atmospheric Water Cooler      M/N:5T1.5  
 Power rating : AC 120W/60Hz  
 Test Mode : 802.11g 2462MHz TX

No.	Frequency (MHz)	Reading (dBm)	Emission Level (dBm)	Limits (dBm)	Margin (dB)	Remark
1	2462.00	92.28	92.65	74.00	-18.65	Peak

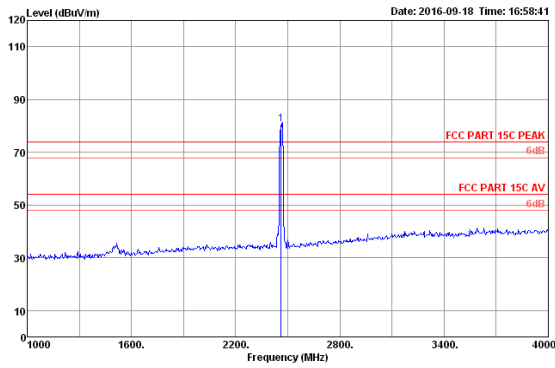
Remarks: 1. Margin= Limit - Emission Level  
 2. The emission levels that are 20dB below the official limit are not reported.



Site no. : RF Chamber      Data no. : 48  
 Dis. / Ant. : 3m 2015 3115-4877      Ant. pol. : HORIZONTAL  
 Limit : FCC PART 15C PEAK      Pre : 101.2kPa  
 Env. / Ins. : 22.6°C/51.2K      Engineer : Alice\_yang  
 EUT : Atmospheric Water Cooler      M/N:5T1.5  
 Power rating : AC 120W/60Hz  
 Test Mode : 802.11g 2462MHz TX

No.	Frequency (MHz)	Reading (dBm)	Emission Level (dBm)	Limits (dBm)	Margin (dB)	Remark
1	2462.00	78.08	78.45	74.00	-4.45	Peak

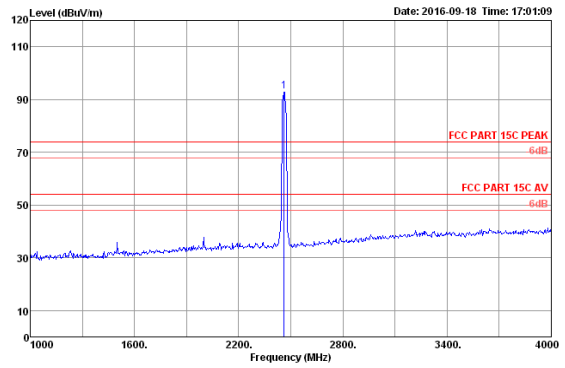
Remarks: 1. Margin= Limit - Emission Level  
 2. The emission levels that are 20dB below the official limit are not reported.



Site no. : RF Chamber      Data no. : 57  
 Dis. / Ant. : 3m 2015 3115-4877      Ant. pol. : HORIZONTAL  
 Limit : FCC PART 15C PEAK      Pre : 101.2kPa  
 Env. / Ins. : 22.6°C/51.2k      Engineer : Alice\_yang  
 EUT : Atmospheric Water Cooler      M/N:5T1.5  
 Power rating : AC 120V/60Hz  
 Test Mode : 802.11nHT20 2462MHz TX

No.	Frequency (MHz)	Reading (dBm)	Emission Level (dBm)	Limits (dBm)	Margin (dB)	Remark
1	2462.00	80.37	80.74	74.00	-6.74	Peak

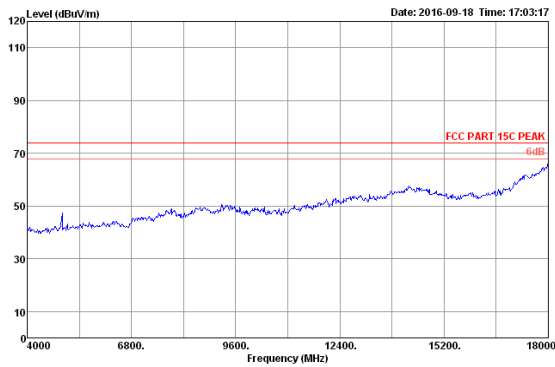
Remarks: 1. Margin= Limit - Emission Level  
 2. The emission levels that are 20dB below the official limit are not reported.



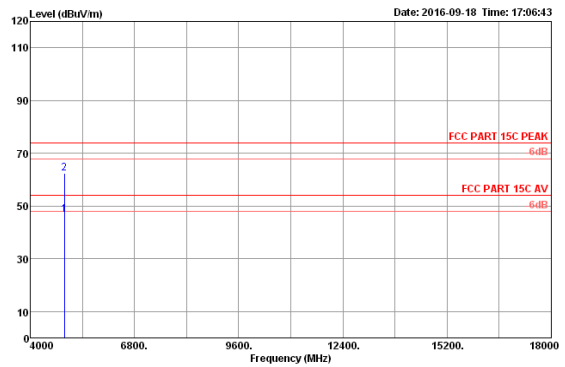
Site no. : RF Chamber      Data no. : 58  
 Dis. / Ant. : 3m 2015 3115-4877      Ant. pol. : VERTICAL  
 Limit : FCC PART 15C PEAK      Pre : 101.2kPa  
 Env. / Ins. : 22.6°C/51.2k      Engineer : Alice\_yang  
 EUT : Atmospheric Water Cooler      M/N:5T1.5  
 Power rating : AC 120V/60Hz  
 Test Mode : 802.11nHT20 2462MHz TX

No.	Frequency (MHz)	Reading (dBm)	Emission Level (dBm)	Limits (dBm)	Margin (dB)	Remark
1	2462.00	92.71	93.08	74.00	-19.08	Peak

Remarks: 1. Margin= Limit - Emission Level  
 2. The emission levels that are 20dB below the official limit are not reported.



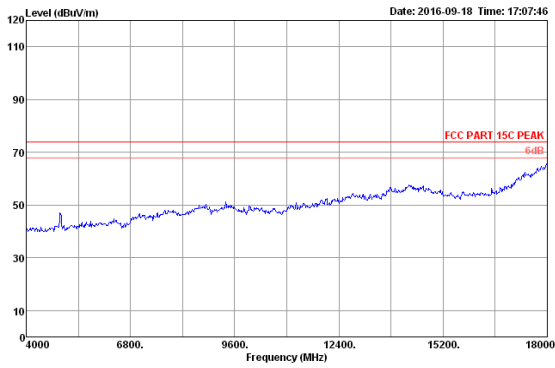
Site no. : RF Chamber      Data no. : 59  
 Dis. / Ant. : 3m 2015 3115-4877      Ant. pol. : VERTICAL  
 Limit : FCC PART 15C PEAK      Pre : 101.2kPa  
 Env. / Ins. : 22.6°C/51.2k      Engineer : Alice\_yang  
 EUT : Atmospheric Water Cooler      M/N:5T1.5  
 Power rating : AC 120V/60Hz  
 Test Mode : 802.11nHT20 2462MHz TX



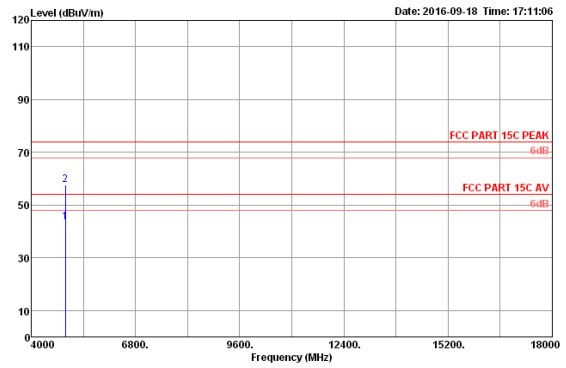
Site no. : RF Chamber      Data no. : 60  
 Dis. / Ant. : 3m 2015 3115-4877      Ant. pol. : VERTICAL  
 Limit : FCC PART 15C PEAK      Pre : 101.2kPa  
 Env. / Ins. : 22.6°C/51.2k      Engineer : Alice\_yang  
 EUT : Atmospheric Water Cooler      M/N:5T1.5  
 Power rating : AC 120V/60Hz  
 Test Mode : 802.11nHT20 2462MHz TX

No.	Frequency (MHz)	Reading (dBm)	Emission Level (dBm)	Limits (dBm)	Margin (dB)	Remark
1	4924.00	37.31	46.79	54.00	7.21	Average
2	4924.00	52.93	62.41	74.00	11.59	Peak

Remarks: 1. Margin= Limit - Emission Level  
 2. The emission levels that are 20dB below the official limit are not reported.



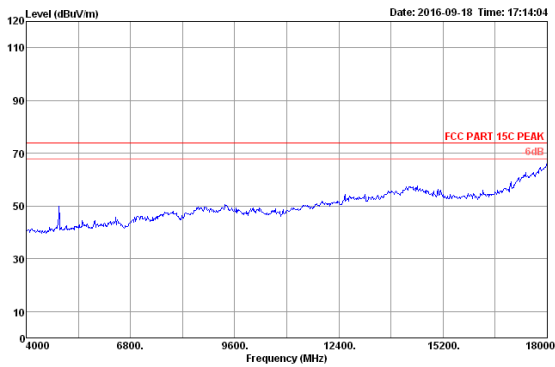
Site no. : RF Chamber      Data no. : 61  
 Dis. / Ant. : 3m 2015 3115-4877      Ant. pol. : HORIZONTAL  
 Limit : FCC PART 15C PEAK      Pre : 101.2kPa  
 Env. / Ins. : 22.6°C/51.2k      Engineer : Alice\_yang  
 EUT : Atmospheric Water Cooler      M/N:5T1.5  
 Power rating : AC 120W/60Hz  
 Test Mode : 802.11nHT20 2462MHz TX



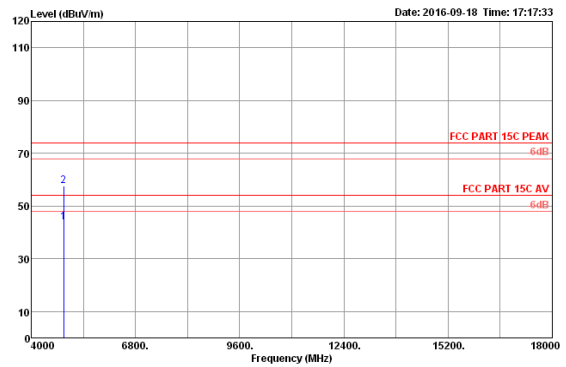
Site no. : RF Chamber      Data no. : 62  
 Dis. / Ant. : 3m 2015 3115-4877      Ant. pol. : HORIZONTAL  
 Limit : FCC PART 15C PEAK      Pre : 101.2kPa  
 Env. / Ins. : 22.6°C/51.2k      Engineer : Alice\_yang  
 EUT : Atmospheric Water Cooler      M/N:5T1.5  
 Power rating : AC 120W/60Hz  
 Test Mode : 802.11nHT20 2462MHz TX

No.	Frequency (MHz)	Reading (dBm)	Emission Level (dBm)	Limits (dBm)	Margin (dB)	Remark
1	4924.00	34.16	43.64	54.00	10.36	Average
2	4924.00	48.22	57.70	74.00	16.30	Peak

Remarks: 1. Margin= Limit - Emission Level  
 2. The emission levels that are 20dB below the official limit are not reported.



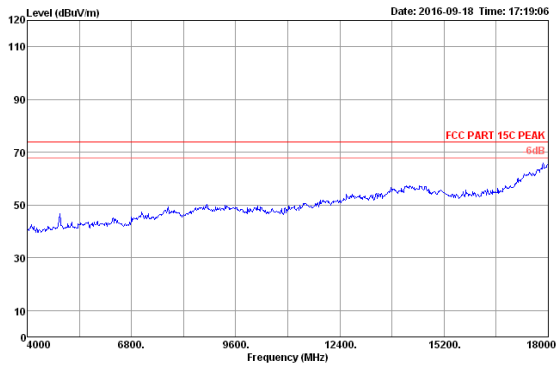
Site no. : RF Chamber      Data no. : 63  
 Dis. / Ant. : 3m 2015 3115-4877      Ant. pol. : HORIZONTAL  
 Limit : FCC PART 15C PEAK      Pre : 101.2kPa  
 Env. / Ins. : 22.6°C/51.2k      Engineer : Alice\_yang  
 EUT : Atmospheric Water Cooler      M/N:5T1.5  
 Power rating : AC 120W/60Hz  
 Test Mode : 802.11nHT20 2437MHz TX



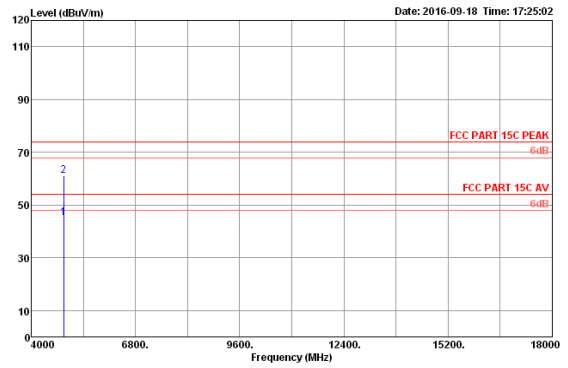
Site no. : RF Chamber      Data no. : 64  
 Dis. / Ant. : 3m 2015 3115-4877      Ant. pol. : HORIZONTAL  
 Limit : FCC PART 15C PEAK      Pre : 101.2kPa  
 Env. / Ins. : 22.6°C/51.2k      Engineer : Alice\_yang  
 EUT : Atmospheric Water Cooler      M/N:5T1.5  
 Power rating : AC 120W/60Hz  
 Test Mode : 802.11nHT20 2437MHz TX

No.	Frequency (MHz)	Reading (dBm)	Emission Level (dBm)	Limits (dBm)	Margin (dB)	Remark
1	4874.00	34.46	43.82	54.00	10.18	Average
2	4874.00	48.37	57.73	74.00	16.27	Peak

Remarks: 1. Margin= Limit - Emission Level  
 2. The emission levels that are 20dB below the official limit are not reported.



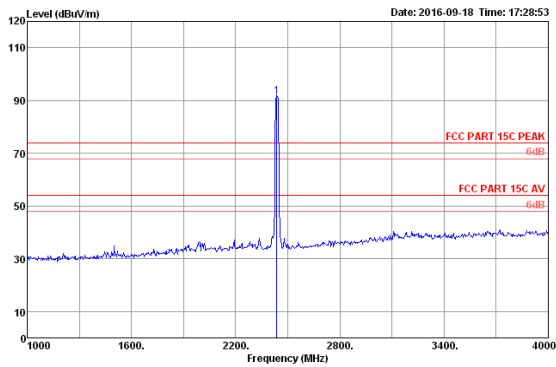
Site no. : RF Chamber      Data no. : 65  
 Dis. / Ant. : 3m 2015 3115-4877      Ant. pol. : VERTICAL  
 Limit : FCC PART 15C PEAK      Pre : 101.2kPa  
 Env. / Ins. : 22.6°C/51.2k      Engineer : Alice\_yang  
 EUT : Atmospheric Water Cooler      M/N:5T1.5  
 Power rating : AC 120W/60Hz  
 Test Mode : 802.11nHT20 2437MHz TX



Site no. : RF Chamber      Data no. : 66  
 Dis. / Ant. : 3m 2015 3115-4877      Ant. pol. : VERTICAL  
 Limit : FCC PART 15C PEAK      Pre : 101.2kPa  
 Env. / Ins. : 22.6°C/51.2k      Engineer : Alice\_yang  
 EUT : Atmospheric Water Cooler      M/N:5T1.5  
 Power rating : AC 120W/60Hz  
 Test Mode : 802.11nHT20 2437MHz TX

No.	Frequency (MHz)	Reading (dBm)	Emission Level (dBm)	Limits (dBm)	Margin (dB)	Remark
1	4874.00	35.84	45.20	54.00	8.80	Average
2	4874.00	51.79	61.15	74.00	12.85	Peak

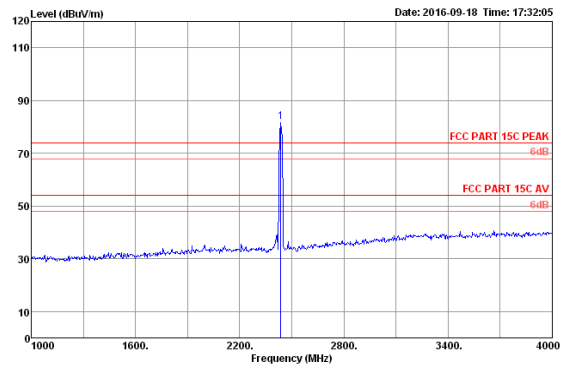
Remarks: 1. Margin= Limit - Emission Level  
 2. The emission levels that are 20dB below the official limit are not reported.



Site no. : RF Chamber      Data no. : 67  
 Dis. / Ant. : 3m 2015 3115-4877      Ant. pol. : VERTICAL  
 Limit : FCC PART 15C PEAK      Pre : 101.2kPa  
 Env. / Ins. : 22.6°C/51.2k      Engineer : Alice\_yang  
 EUT : Atmospheric Water Cooler      M/N:5T1.5  
 Power rating : AC 120W/60Hz  
 Test Mode : 802.11nHT20 2437MHz TX

No.	Frequency (MHz)	Reading (dBm)	Emission Level (dBm)	Limits (dBm)	Margin (dB)	Remark
1	2437.00	91.29	91.61	74.00	-17.61	Peak

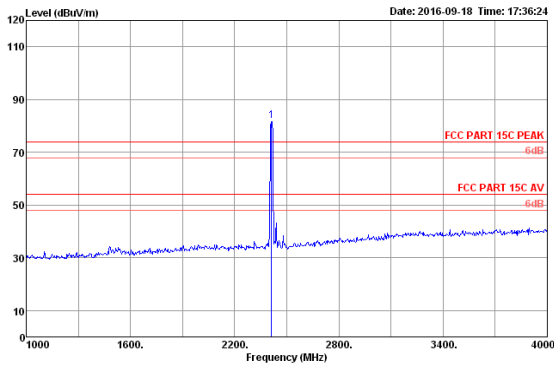
Remarks: 1. Margin= Limit - Emission Level  
 2. The emission levels that are 20dB below the official limit are not reported.



Site no. : RF Chamber      Data no. : 68  
 Dis. / Ant. : 3m 2015 3115-4877      Ant. pol. : HORIZONTAL  
 Limit : FCC PART 15C PEAK      Pre : 101.2kPa  
 Env. / Ins. : 22.6°C/51.2k      Engineer : Alice\_yang  
 EUT : Atmospheric Water Cooler      M/N:5T1.5  
 Power rating : AC 120W/60Hz  
 Test Mode : 802.11nHT20 2437MHz TX

No.	Frequency (MHz)	Reading (dBm)	Emission Level (dBm)	Limits (dBm)	Margin (dB)	Remark
1	2437.00	81.60	81.92	74.00	-7.92	Peak

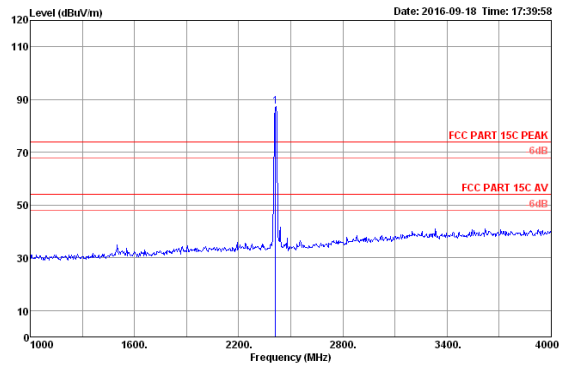
Remarks: 1. Margin= Limit - Emission Level  
 2. The emission levels that are 20dB below the official limit are not reported.



Site no. : RF Chamber      Data no. : 69  
 Dis. / Ant. : 3m 2015 3115-4877      Ant. pol. : HORIZONTAL  
 Limit : FCC PART 15C PEAK      Pre : 101.2kPa  
 Env. / Ins. : 22.6°C/51.2k      Engineer : Alice\_yang  
 EUT : Atmospheric Water Cooler      M/N:5T1.5  
 Power rating : AC 120V/60Hz  
 Test Mode : 802.11nHT20 2412MHz TX

No.	Frequency (MHz)	Reading (dBm)	Emission Level (dBm)	Limits (dBm)	Margin (dB)	Remark
1	2412.00	81.70	81.95	74.00	-7.95	Peak

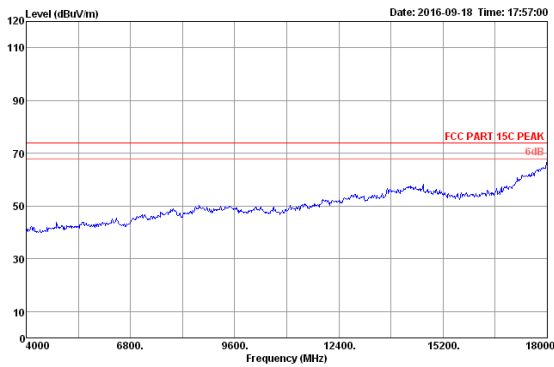
Remarks: 1. Margin= Limit - Emission Level  
 2. The emission levels that are 20dB below the official limit are not reported.



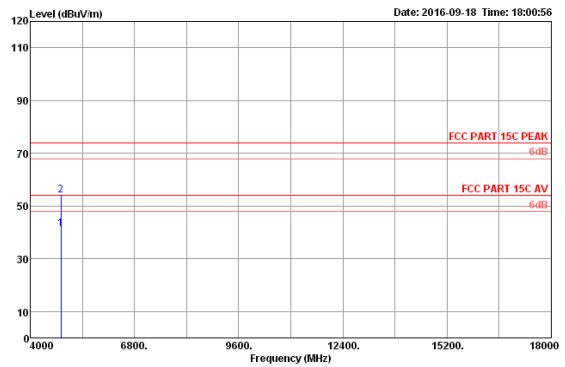
Site no. : RF Chamber      Data no. : 70  
 Dis. / Ant. : 3m 2015 3115-4877      Ant. pol. : VERTICAL  
 Limit : FCC PART 15C PEAK      Pre : 101.2kPa  
 Env. / Ins. : 22.6°C/51.2k      Engineer : Alice\_yang  
 EUT : Atmospheric Water Cooler      M/N:5T1.5  
 Power rating : AC 120V/60Hz  
 Test Mode : 802.11nHT20 2412MHz TX

No.	Frequency (MHz)	Reading (dBm)	Emission Level (dBm)	Limits (dBm)	Margin (dB)	Remark
1	2412.00	87.13	87.38	74.00	-13.38	Peak

Remarks: 1. Margin= Limit - Emission Level  
 2. The emission levels that are 20dB below the official limit are not reported.



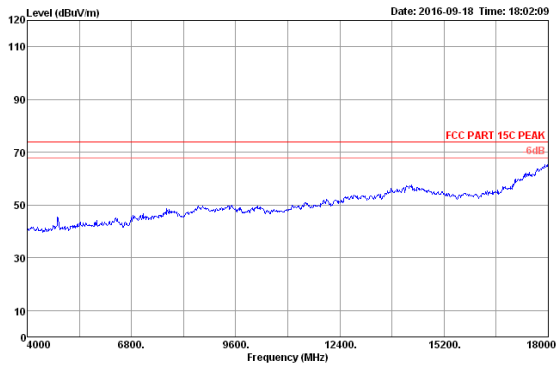
Site no. : RF Chamber      Data no. : 75  
 Dis. / Ant. : 3m 2015 3115-4877      Ant. pol. : HORIZONTAL  
 Limit : FCC PART 15C PEAK      Pre : 101.2kPa  
 Env. / Ins. : 22.6°C/51.2k      Engineer : Alice\_yang  
 EUT : Atmospheric Water Cooler      M/N:5T1.5  
 Power rating : AC 120V/60Hz  
 Test Mode : 802.11nHT20 2412MHz TX



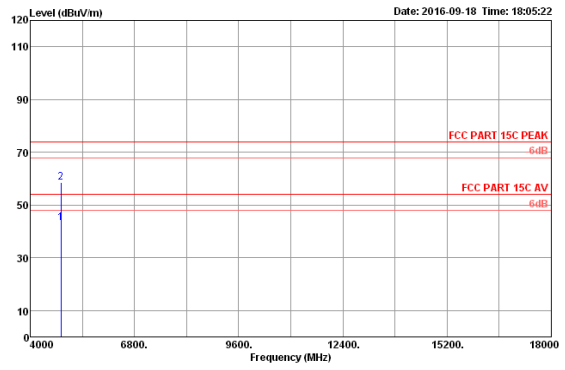
Site no. : RF Chamber      Data no. : 76  
 Dis. / Ant. : 3m 2015 3115-4877      Ant. pol. : HORIZONTAL  
 Limit : FCC PART 15C PEAK      Pre : 101.2kPa  
 Env. / Ins. : 22.6°C/51.2k      Engineer : Alice\_yang  
 EUT : Atmospheric Water Cooler      M/N:5T1.5  
 Power rating : AC 120V/60Hz  
 Test Mode : 802.11nHT20 2412MHz TX

No.	Frequency (MHz)	Reading (dBm)	Emission Level (dBm)	Limits (dBm)	Margin (dB)	Remark
1	4824.00	32.15	41.39	54.00	12.61	Average
2	4824.00	44.97	54.21	74.00	19.79	Peak

Remarks: 1. Margin= Limit - Emission Level  
 2. The emission levels that are 20dB below the official limit are not reported.



Site no. : RF Chamber      Data no. : 77  
 Dis. / Ant. : 3m 2015 3115-4877      Ant. pol. : VERTICAL  
 Limit : FCC PART 15C PEAK      Pre : 101.2kPa  
 Env. / Ins. : 22.6°C/51.2%      Engineer : Alice\_yang  
 EUT : Atmospheric Water Cooler      M/N:5T1.5  
 Power rating : AC 120W/60Hz  
 Test Mode : 802.11nHT20 2412MHz TX



Site no. : RF Chamber      Data no. : 78  
 Dis. / Ant. : 3m 2015 3115-4877      Ant. pol. : VERTICAL  
 Limit : FCC PART 15C PEAK      Pre : 101.2kPa  
 Env. / Ins. : 22.6°C/51.2%      Engineer : Alice\_yang  
 EUT : Atmospheric Water Cooler      M/N:5T1.5  
 Power rating : AC 120W/60Hz  
 Test Mode : 802.11nHT20 2412MHz TX

No.	Frequency (MHz)	Reading (dBm)	Emission Level (dBm)	Limits (dBm)	Margin (dB)	Remark
1	4824.00	33.89	43.13	54.00	10.87	Average
2	4824.00	49.30	58.54	74.00	15.46	Peak

Remarks: 1. Margin= Limit - Emission Level  
 2. The emission levels that are 20dB below the official limit are not reported.

## 5. BAND EDGE COMPLIANCE TEST

### 5.1. Test Equipment

Item	Equipment	Manufacturer	Model No.	Serial No.	Last Cal.	Cal. Interval
1.	Spectrum	Agilent	E4446A	US44300459	Apr.24,16	1 Year
2.	Amp	HP	8449B	3008A02495	Apr.24,16	1 Year
3.	Horn Antenna	ETS	3115	9510-4580	Oct.15,15	1 Year
4.	HF Cable	Hubersuhner	Sucoflex104	274094/4	Apr.24,16	1 Year

### 5.2. Limit

All the lower and upper band-edges emissions appearing within 2310MHz to 2390MHz and 2483.5MHz to 2500MHz restricted frequency bands shall not exceed the limits shown in 15.209. all the other emissions outside operation frequency band 2400MHz to 2483.5MHz shall be at least 20dB below the fundamental emissions, or comply with 15.209 limits.

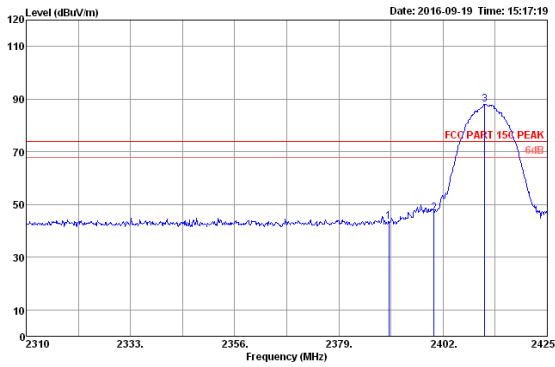
### 5.3. Test Produce

1. The EUT is placed on a turntable, which is 1.5m above the ground plane and worked at highest radiated power.
2. The turntable was rotated for 360 degrees to determine the position of maximum emission level.
3. EUT is set 3m away from the receiving antenna, which is varied from 1m to 4m to find out the highest emission.
4. Set the spectrum analyzer in the following setting in order to capture the lower and upper band-edges of the emission:
  - (a) PEAK: RBW=1MHz; VBW=3MHz; Sweep=AUTO
  - (b) AVERAGE: RBW=1MHz; VBW=10Hz; Sweep=AUTO

### 5.4. Test Results

Pass (The testing data was attached in the next pages.)

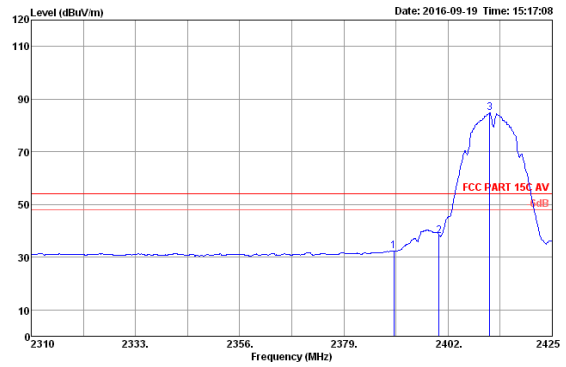




Site no. : RF Chamber Data no. : 3  
 Dis. / Ant. : 3m 2015 3115-4877 Ant. pol. : HORIZONTAL  
 Limit : FCC PART 15C PEAK Pre : 101.2kPa  
 Env. / Ins. : 22.6°C/51.2kN Engineer : Alice\_yang  
 EUT : Atmospheric Water Cooler M/N:5T1.5  
 Power rating : AC 120W/60Hz  
 Test Mode : 802.11b 2412MHz TX

No.	Frequency (MHz)	Reading (dBm)	Emission Level (dBm)	Limits (dBm)	Margin (dB)	Remark
1	2390.00	43.23	43.44	74.00	30.56	Peak
2	2400.00	46.90	46.63	74.00	27.37	Peak
3	2411.20	87.89	88.14	74.00	-14.14	Peak

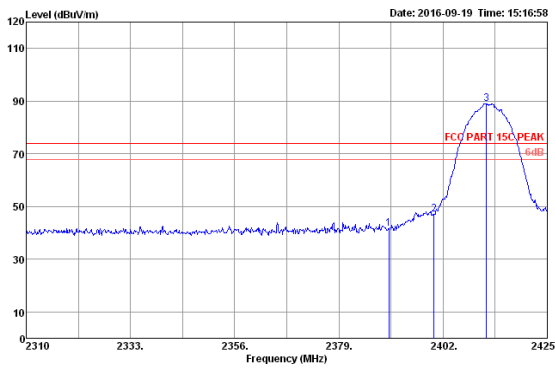
Remarks: 1. Margin= Limit - Emission Level  
 2. The emission levels that are 20dB below the official limit are not reported.



Site no. : RF Chamber Data no. : 4  
 Dis. / Ant. : 3m 2015 3115-4877 Ant. pol. : HORIZONTAL  
 Limit : FCC PART 15C AV Pre : 101.2kPa  
 Env. / Ins. : 22.6°C/51.2kN Engineer : Alice\_yang  
 EUT : Atmospheric Water Cooler M/N:5T1.5  
 Power rating : AC 120W/60Hz  
 Test Mode : 802.11b 2412MHz TX

No.	Frequency (MHz)	Reading (dBm)	Emission Level (dBm)	Limits (dBm)	Margin (dB)	Remark
1	2390.00	32.05	32.26	54.00	21.74	Average
2	2400.00	37.99	38.22	54.00	15.78	Average
3	2411.20	84.59	84.84	54.00	-30.84	Average

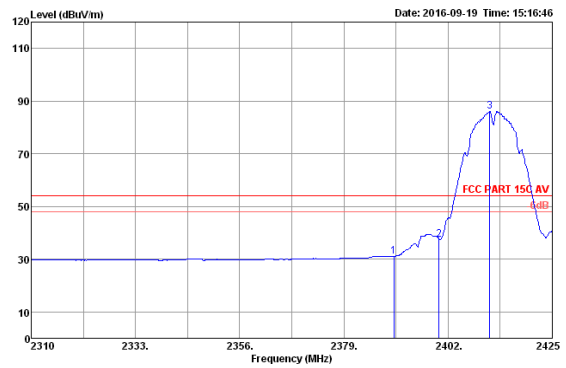
Remarks: 1. Margin= Limit - Emission Level  
 2. The emission levels that are 20dB below the official limit are not reported.



Site no. : RF Chamber Data no. : 5  
 Dis. / Ant. : 3m 2015 3115-4877 Ant. pol. : VERTICAL  
 Limit : FCC PART 15C PEAK Pre : 101.2kPa  
 Env. / Ins. : 22.6°C/51.2kN Engineer : Alice\_yang  
 EUT : Atmospheric Water Cooler M/N:5T1.5  
 Power rating : AC 120W/60Hz  
 Test Mode : 802.11b 2412MHz TX

No.	Frequency (MHz)	Reading (dBm)	Emission Level (dBm)	Limits (dBm)	Margin (dB)	Remark
1	2390.00	41.33	41.54	74.00	32.46	Peak
2	2400.00	46.74	46.97	74.00	27.03	Peak
3	2411.55	88.78	89.03	74.00	-15.03	Peak

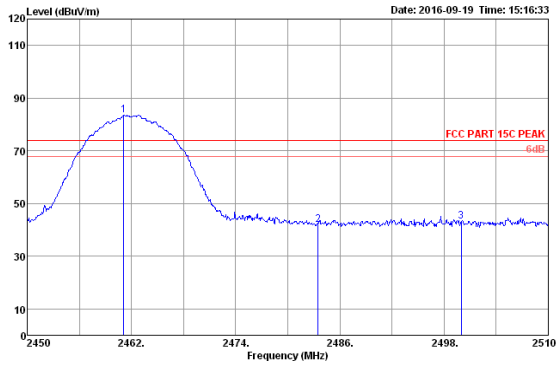
Remarks: 1. Margin= Limit - Emission Level  
 2. The emission levels that are 20dB below the official limit are not reported.



Site no. : RF Chamber Data no. : 6  
 Dis. / Ant. : 3m 2015 3115-4877 Ant. pol. : VERTICAL  
 Limit : FCC PART 15C AV Pre : 101.2kPa  
 Env. / Ins. : 22.6°C/51.2kN Engineer : Alice\_yang  
 EUT : Atmospheric Water Cooler M/N:5T1.5  
 Power rating : AC 120W/60Hz  
 Test Mode : 802.11b 2412MHz TX

No.	Frequency (MHz)	Reading (dBm)	Emission Level (dBm)	Limits (dBm)	Margin (dB)	Remark
1	2390.00	30.94	31.15	54.00	22.85	Average
2	2400.00	37.36	37.59	54.00	16.41	Average
3	2411.20	86.98	87.23	54.00	-32.23	Average

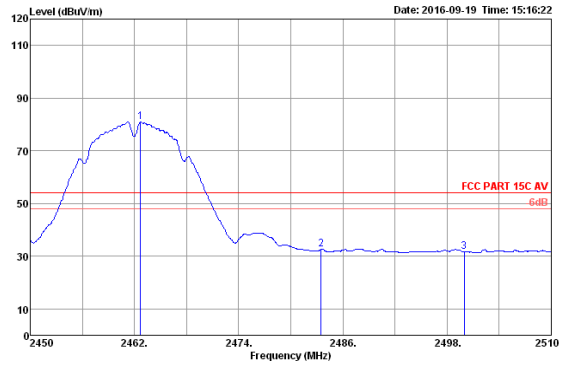
Remarks: 1. Margin= Limit - Emission Level  
 2. The emission levels that are 20dB below the official limit are not reported.



Site no. : RF Chamber Data no. : 13  
 Dis. / Ant. : 3m 2015 3115-4877 Ant. pol. : HORIZONTAL  
 Limit : FCC PART 15C PEAK Pre : 101.2kPa  
 Env. / Ins. : 22.6°C/51.2k Engineer : Alice\_yang  
 EUT : Atmospheric Water Cooler M/N:5T1.5  
 Power rating : AC 120W/60Hz  
 Test Mode : 802.11b 2462MHz TX

No.	Frequency (MHz)	Reading (dBm)	Emission Level (dBm)	Limits (dBm)	Margin (dB)	Remark
1	2461.10	83.14	83.51	74.00	-9.51	Peak
2	2483.50	41.63	42.05	74.00	31.95	Peak
3	2500.00	42.69	43.15	74.00	30.85	Peak

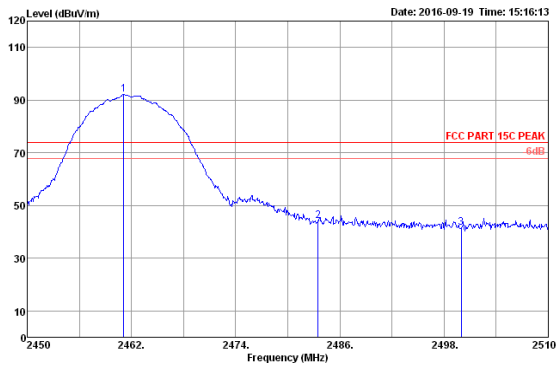
Remarks: 1. Margin= Limit - Emission Level  
 2. The emission levels that are 20dB below the official limit are not reported.



Site no. : RF Chamber Data no. : 14  
 Dis. / Ant. : 3m 2015 3115-4877 Ant. pol. : HORIZONTAL  
 Limit : FCC PART 15C AV Pre : 101.2kPa  
 Env. / Ins. : 22.6°C/51.2k Engineer : Alice\_yang  
 EUT : Atmospheric Water Cooler M/N:5T1.5  
 Power rating : AC 120W/60Hz  
 Test Mode : 802.11b 2462MHz TX

No.	Frequency (MHz)	Reading (dBm)	Emission Level (dBm)	Limits (dBm)	Margin (dB)	Remark
1	2462.72	80.62	81.00	54.00	-27.00	Average
2	2483.50	32.17	32.59	54.00	21.41	Average
3	2500.00	31.25	31.71	54.00	22.29	Average

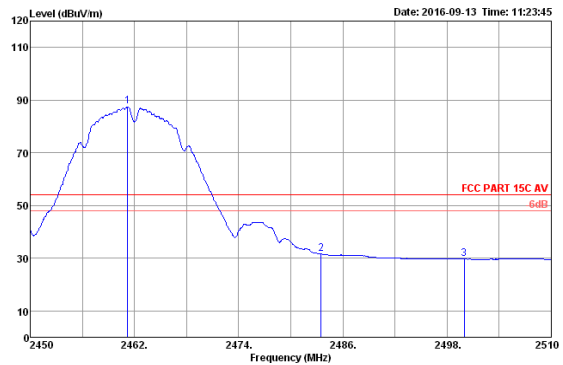
Remarks: 1. Margin= Limit - Emission Level  
 2. The emission levels that are 20dB below the official limit are not reported.



Site no. : RF Chamber Data no. : 15  
 Dis. / Ant. : 3m 2015 3115-4877 Ant. pol. : VERTICAL  
 Limit : FCC PART 15C PEAK Pre : 101.2kPa  
 Env. / Ins. : 22.6°C/51.2k Engineer : Alice\_yang  
 EUT : Atmospheric Water Cooler M/N:5T1.5  
 Power rating : AC 120W/60Hz  
 Test Mode : 802.11b 2462MHz TX

No.	Frequency (MHz)	Reading (dBm)	Emission Level (dBm)	Limits (dBm)	Margin (dB)	Remark
1	2461.10	91.81	92.18	74.00	-18.18	Peak
2	2483.50	43.71	44.13	74.00	29.87	Peak
3	2500.00	40.98	41.44	74.00	32.56	Peak

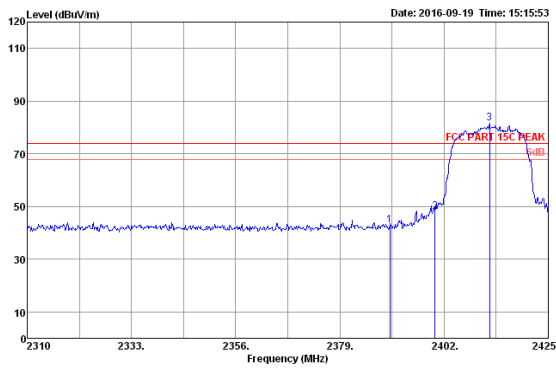
Remarks: 1. Margin= Limit - Emission Level  
 2. The emission levels that are 20dB below the official limit are not reported.



Site no. : RF Chamber Data no. : 16  
 Dis. / Ant. : 3m 2015 3115-4877 Ant. pol. : VERTICAL  
 Limit : FCC PART 15C AV Pre : 101.2kPa  
 Env. / Ins. : 22.6°C/51.2k Engineer : Alice\_yang  
 EUT : Atmospheric Water Cooler M/N:5T1.5  
 Power rating : AC 120W/60Hz  
 Test Mode : 802.11b 2462MHz TX

No.	Frequency (MHz)	Reading (dBm)	Emission Level (dBm)	Limits (dBm)	Margin (dB)	Remark
1	2461.22	87.20	87.57	54.00	-33.57	Average
2	2483.50	31.22	31.64	54.00	22.36	Average
3	2500.00	29.29	29.75	54.00	24.25	Average

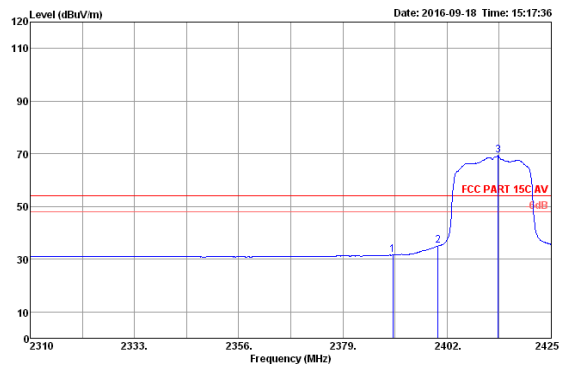
Remarks: 1. Margin= Limit - Emission Level  
 2. The emission levels that are 20dB below the official limit are not reported.



Site no. : RF Chamber Data no. : 29  
 Dis. / Ant. : 3m 2015 3115-4877 Ant. pol. : HORIZONTAL  
 Limit : FCC PART 15C PEAK Pre : 101.2kPa  
 Env. / Ins. : 22.6°C/51.2k Engineer : Alice\_yang  
 EUT : Atmospheric Water Cooler M/N:5T1.5  
 Power rating : AC 120W/60Hz  
 Test Mode : 802.11g 2412MHz TX

No.	Frequency (MHz)	Reading (dBm)	Emission Level (dBm)	Limits (dBm)	Margin (dB)	Remark
1	2390.00	42.63	42.84	74.00	31.16	Peak
2	2400.00	47.88	47.89	74.00	26.11	Peak
3	2412.01	81.26	81.51	74.00	-7.51	Peak

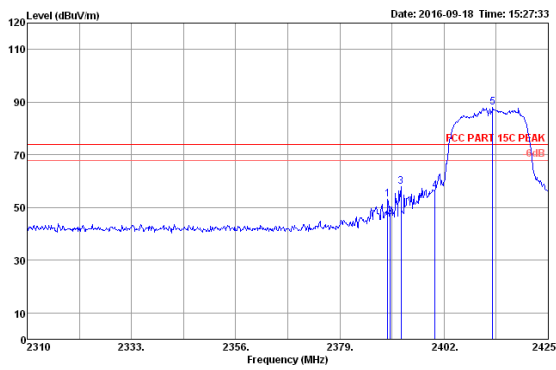
Remarks: 1. Margin= Limit - Emission Level  
 2. The emission levels that are 20dB below the official limit are not reported.



Site no. : RF Chamber Data no. : 30  
 Dis. / Ant. : 3m 2015 3115-4877 Ant. pol. : HORIZONTAL  
 Limit : FCC PART 15C AV Pre : 101.2kPa  
 Env. / Ins. : 22.6°C/51.2k Engineer : Alice\_yang  
 EUT : Atmospheric Water Cooler M/N:5T1.5  
 Power rating : AC 120W/60Hz  
 Test Mode : 802.11g 2412MHz TX

No.	Frequency (MHz)	Reading (dBm)	Emission Level (dBm)	Limits (dBm)	Margin (dB)	Remark
1	2390.00	31.41	31.62	54.00	22.38	Average
2	2400.00	34.95	35.08	54.00	18.92	Average
3	2413.27	69.13	69.39	54.00	-15.39	Average

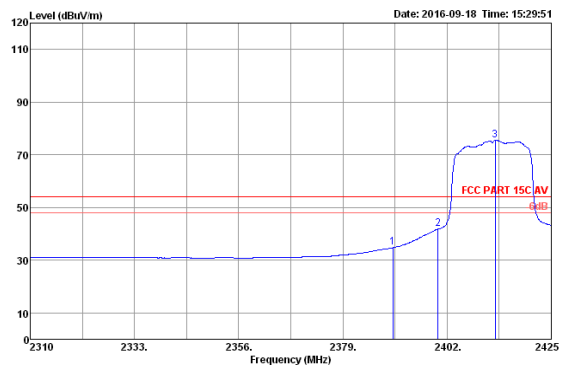
Remarks: 1. Margin= Limit - Emission Level  
 2. The emission levels that are 20dB below the official limit are not reported.



Site no. : RF Chamber Data no. : 31  
 Dis. / Ant. : 3m 2015 3115-4877 Ant. pol. : VERTICAL  
 Limit : FCC PART 15C PEAK Pre : 101.2kPa  
 Env. / Ins. : 22.6°C/51.2k Engineer : Alice\_yang  
 EUT : Atmospheric Water Cooler M/N:5T1.5  
 Power rating : AC 120W/60Hz  
 Test Mode : 802.11g 2412MHz TX

No.	Frequency (MHz)	Reading (dBm)	Emission Level (dBm)	Limits (dBm)	Margin (dB)	Remark
1	2389.58	52.94	53.15	74.00	20.85	Peak
2	2390.04	46.33	46.54	74.00	27.46	Peak
3	2392.46	57.83	58.04	74.00	15.96	Peak
4	2400.05	56.12	56.35	74.00	17.65	Peak
5	2412.70	87.63	87.89	74.00	-13.89	Peak

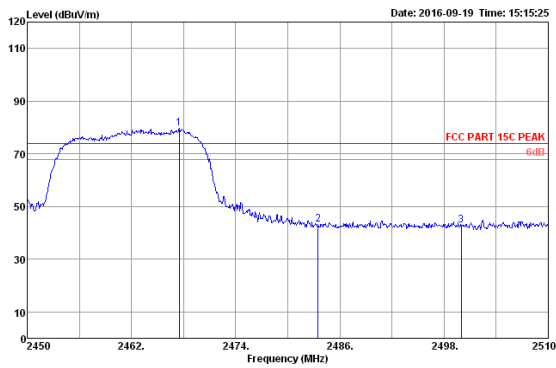
Remarks: 1. Margin= Limit - Emission Level  
 2. The emission levels that are 20dB below the official limit are not reported.



Site no. : RF Chamber Data no. : 32  
 Dis. / Ant. : 3m 2015 3115-4877 Ant. pol. : VERTICAL  
 Limit : FCC PART 15C AV Pre : 101.2kPa  
 Env. / Ins. : 22.6°C/51.2k Engineer : Alice\_yang  
 EUT : Atmospheric Water Cooler M/N:5T1.5  
 Power rating : AC 120W/60Hz  
 Test Mode : 802.11g 2412MHz TX

No.	Frequency (MHz)	Reading (dBm)	Emission Level (dBm)	Limits (dBm)	Margin (dB)	Remark
1	2390.00	34.54	34.75	54.00	19.25	Average
2	2400.00	41.58	41.81	54.00	12.19	Average
3	2412.58	76.36	76.62	54.00	-21.62	Average

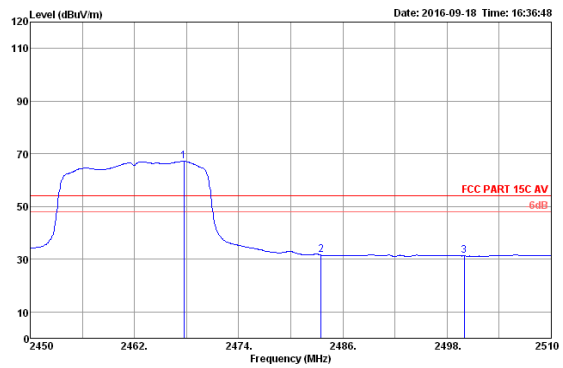
Remarks: 1. Margin= Limit - Emission Level  
 2. The emission levels that are 20dB below the official limit are not reported.



Date: 2016-09-19 Time: 15:15:25  
 Site no. : RF Chamber Data no. : 49  
 Dis. / Ant. : 3m 2015 3115-4877 Ant. pol. : HORIZONTAL  
 Limit : FCC PART 15C PEAK Pre : 101.2kPa  
 Env. / Ins. : 22.6°C/51.2k Engineer : Alice\_yang  
 EUT : Atmospheric Water Cooler M/N:5T1.5  
 Power rating : AC 120W/60Hz  
 Test Mode : 802.11g 2462MHz TX

No.	Frequency (MHz)	Reading (dBm)	Emission Level (dBm)	Limits (dBm)	Margin (dB)	Remark
1	2467.52	79.24	79.23	74.00	-5.63	Peak
2	2483.50	42.72	43.14	74.00	30.86	Peak
3	2500.00	42.35	42.81	74.00	31.19	Peak

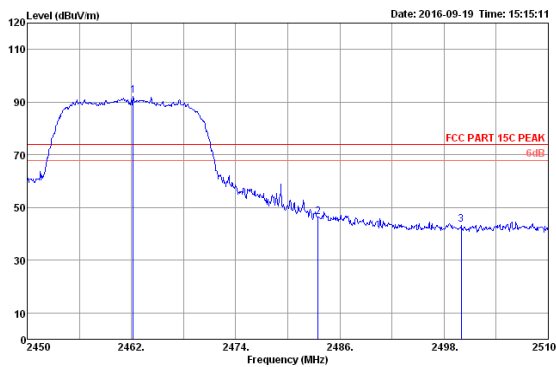
Remarks: 1. Margin= Limit - Emission Level  
 2. The emission levels that are 20dB below the official limit are not reported.



Date: 2016-09-18 Time: 16:36:48  
 Site no. : RF Chamber Data no. : 50  
 Dis. / Ant. : 3m 2015 3115-4877 Ant. pol. : HORIZONTAL  
 Limit : FCC PART 15C AV Pre : 101.2kPa  
 Env. / Ins. : 22.6°C/51.2k Engineer : Alice\_yang  
 EUT : Atmospheric Water Cooler M/N:5T1.5  
 Power rating : AC 120W/60Hz  
 Test Mode : 802.11g 2462MHz TX

No.	Frequency (MHz)	Reading (dBm)	Emission Level (dBm)	Limits (dBm)	Margin (dB)	Remark
1	2467.70	66.82	67.21	54.00	-13.21	Average
2	2483.50	31.14	31.56	54.00	22.44	Average
3	2500.00	30.86	31.32	54.00	22.68	Average

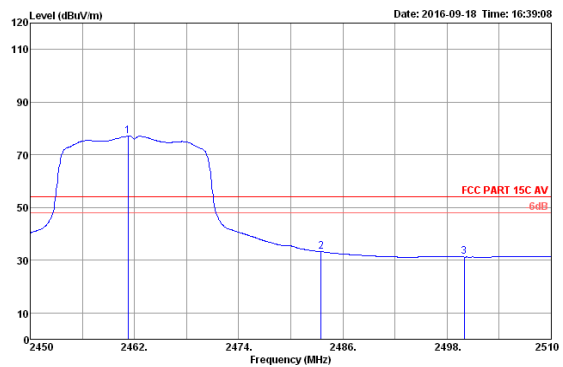
Remarks: 1. Margin= Limit - Emission Level  
 2. The emission levels that are 20dB below the official limit are not reported.



Date: 2016-09-19 Time: 15:15:11  
 Site no. : RF Chamber Data no. : 51  
 Dis. / Ant. : 3m 2015 3115-4877 Ant. pol. : VERTICAL  
 Limit : FCC PART 15C PEAK Pre : 101.2kPa  
 Env. / Ins. : 22.6°C/51.2k Engineer : Alice\_yang  
 EUT : Atmospheric Water Cooler M/N:5T1.5  
 Power rating : AC 120W/60Hz  
 Test Mode : 802.11g 2462MHz TX

No.	Frequency (MHz)	Reading (dBm)	Emission Level (dBm)	Limits (dBm)	Margin (dB)	Remark
1	2462.18	91.98	92.35	74.00	-18.35	Peak
2	2483.50	46.10	46.52	74.00	27.48	Peak
3	2500.00	42.94	43.40	74.00	30.60	Peak

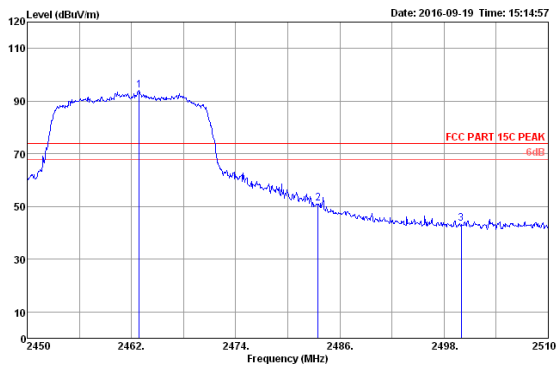
Remarks: 1. Margin= Limit - Emission Level  
 2. The emission levels that are 20dB below the official limit are not reported.



Date: 2016-09-18 Time: 16:39:08  
 Site no. : RF Chamber Data no. : 52  
 Dis. / Ant. : 3m 2015 3115-4877 Ant. pol. : VERTICAL  
 Limit : FCC PART 15C AV Pre : 101.2kPa  
 Env. / Ins. : 22.6°C/51.2k Engineer : Alice\_yang  
 EUT : Atmospheric Water Cooler M/N:5T1.5  
 Power rating : AC 120W/60Hz  
 Test Mode : 802.11g 2462MHz TX

No.	Frequency (MHz)	Reading (dBm)	Emission Level (dBm)	Limits (dBm)	Margin (dB)	Remark
1	2461.28	76.84	77.21	54.00	-23.21	Average
2	2483.50	32.98	33.40	54.00	20.60	Average
3	2500.00	30.83	31.29	54.00	22.71	Average

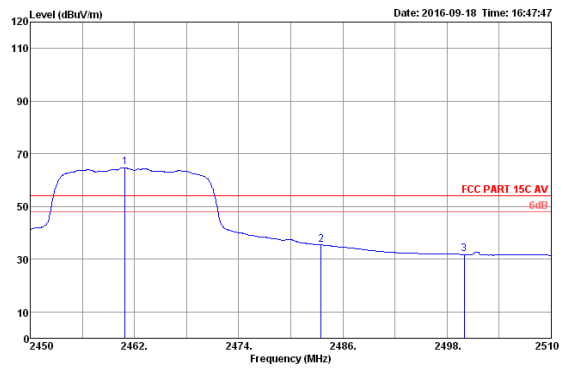
Remarks: 1. Margin= Limit - Emission Level  
 2. The emission levels that are 20dB below the official limit are not reported.



Site no. : RF Chamber Data no. : 53  
 Dis. / Ant. : 3m 2015 3115-4877 Ant. pol. : VERTICAL  
 Limit : FCC PART 15C PEAK Pre : 101.2kPa  
 Env. / Ins. : 22.6°C/51.2k Engineer : Alice\_yang  
 EUT : Atmospheric Water Cooler M/N:5T1.5  
 Power rating : AC 120W/60Hz  
 Test Mode : 802.11nHT20 2462MHz TX

No.	Frequency (MHz)	Reading (dBm)	Emission Level (dBm)	Limits (dBm)	Margin (dB)	Remark
1	2462.80	83.83	84.21	74.00	-20.21	Peak
2	2483.50	50.94	51.06	74.00	22.94	Peak
3	2500.00	42.92	43.38	74.00	30.62	Peak

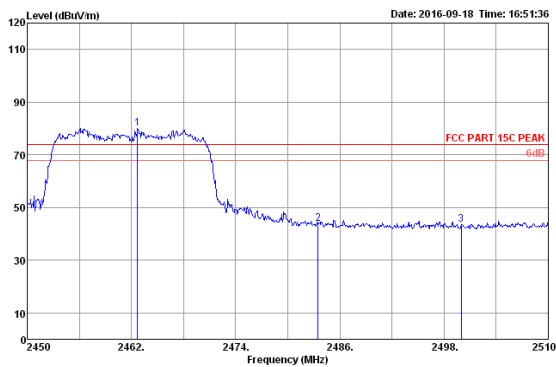
Remarks: 1. Margin= Limit - Emission Level  
 2. The emission levels that are 20dB below the official limit are not reported.



Site no. : RF Chamber Data no. : 54  
 Dis. / Ant. : 3m 2015 3115-4877 Ant. pol. : VERTICAL  
 Limit : FCC PART 15C AV Pre : 101.2kPa  
 Env. / Ins. : 22.6°C/51.2k Engineer : Alice\_yang  
 EUT : Atmospheric Water Cooler M/N:5T1.5  
 Power rating : AC 120W/60Hz  
 Test Mode : 802.11nHT20 2462MHz TX

No.	Frequency (MHz)	Reading (dBm)	Emission Level (dBm)	Limits (dBm)	Margin (dB)	Remark
1	2460.92	64.46	64.83	54.00	-10.83	Average
2	2483.50	35.04	35.48	54.00	18.94	Average
3	2500.00	31.41	31.87	54.00	22.13	Average

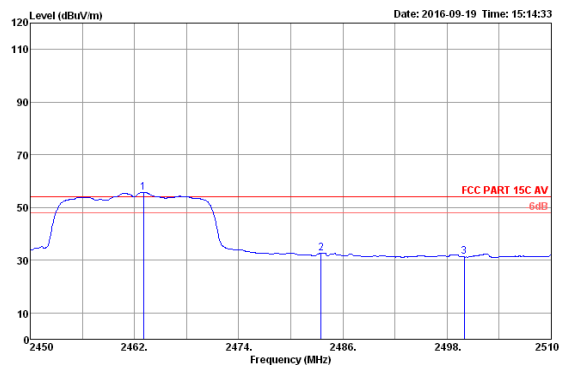
Remarks: 1. Margin= Limit - Emission Level  
 2. The emission levels that are 20dB below the official limit are not reported.



Site no. : RF Chamber Data no. : 55  
 Dis. / Ant. : 3m 2015 3115-4877 Ant. pol. : HORIZONTAL  
 Limit : FCC PART 15C PEAK Pre : 101.2kPa  
 Env. / Ins. : 22.6°C/51.2k Engineer : Alice\_yang  
 EUT : Atmospheric Water Cooler M/N:5T1.5  
 Power rating : AC 120W/60Hz  
 Test Mode : 802.11nHT20 2462MHz TX

No.	Frequency (MHz)	Reading (dBm)	Emission Level (dBm)	Limits (dBm)	Margin (dB)	Remark
1	2462.72	79.67	80.05	74.00	-6.05	Peak
2	2483.50	43.54	43.96	74.00	30.04	Peak
3	2500.00	42.94	43.40	74.00	30.60	Peak

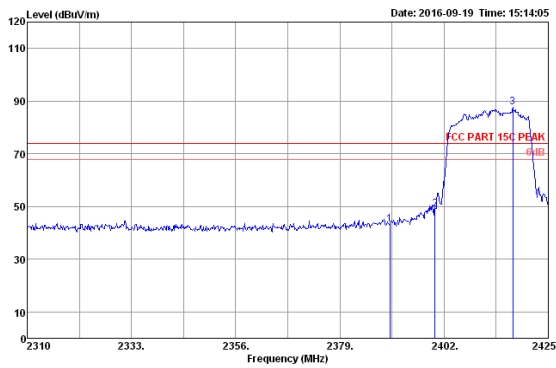
Remarks: 1. Margin= Limit - Emission Level  
 2. The emission levels that are 20dB below the official limit are not reported.



Site no. : RF Chamber Data no. : 56  
 Dis. / Ant. : 3m 2015 3115-4877 Ant. pol. : HORIZONTAL  
 Limit : FCC PART 15C AV Pre : 101.2kPa  
 Env. / Ins. : 22.6°C/51.2k Engineer : Alice\_yang  
 EUT : Atmospheric Water Cooler M/N:5T1.5  
 Power rating : AC 120W/60Hz  
 Test Mode : 802.11nHT20 2462MHz TX

No.	Frequency (MHz)	Reading (dBm)	Emission Level (dBm)	Limits (dBm)	Margin (dB)	Remark
1	2463.02	55.42	55.80	54.00	-1.80	Average
2	2483.50	32.18	32.60	54.00	21.40	Average
3	2500.00	30.85	31.31	54.00	22.69	Average

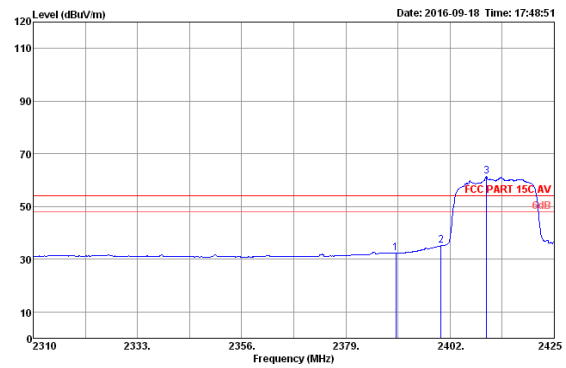
Remarks: 1. Margin= Limit - Emission Level  
 2. The emission levels that are 20dB below the official limit are not reported.



Site no. : RF Chamber Data no. : 71  
 Dis. / Ant. : 3m 2015 3115-4877 Ant. pol. : VERTICAL  
 Limit : FCC PART 15C PEAK Pre : 101.2kPa  
 Env. / Ins. : 22.6°C/51.2k Engineer : Alice\_yang  
 EUT : Atmospheric Water Cooler M/N:5T1.5  
 Power rating : AC 120W/60Hz  
 Test Mode : 802.11nHT20 2412MHz TX

No.	Frequency (MHz)	Reading (dBm)	Emission Level (dBm)	Limits (dBm)	Margin (dB)	Remark
1	2390.00	42.96	43.17	74.00	30.83	Peak
2	2400.00	48.88	49.11	74.00	24.89	Peak
3	2417.18	87.30	87.58	74.00	-13.58	Peak

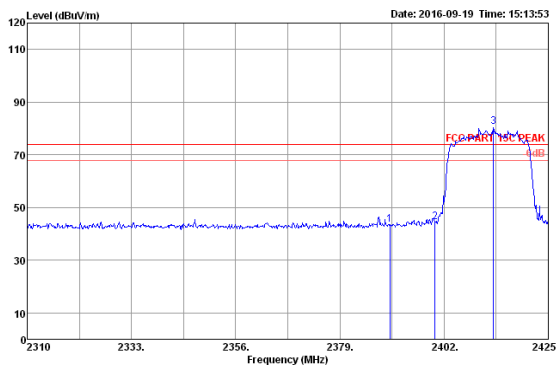
Remarks: 1. Margin= Limit - Emission Level  
 2. The emission levels that are 20dB below the official limit are not reported.



Site no. : RF Chamber Data no. : 72  
 Dis. / Ant. : 3m 2015 3115-4877 Ant. pol. : VERTICAL  
 Limit : FCC PART 15C AV Pre : 101.2kPa  
 Env. / Ins. : 22.6°C/51.2k Engineer : Alice\_yang  
 EUT : Atmospheric Water Cooler M/N:5T1.5  
 Power rating : AC 120W/60Hz  
 Test Mode : 802.11nHT20 2412MHz TX

No.	Frequency (MHz)	Reading (dBm)	Emission Level (dBm)	Limits (dBm)	Margin (dB)	Remark
1	2390.00	32.21	32.42	54.00	21.58	Average
2	2400.00	34.57	35.10	54.00	18.90	Average
3	2410.05	61.30	61.55	54.00	-7.55	Average

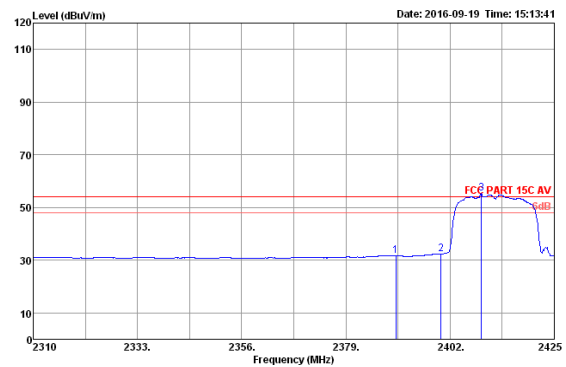
Remarks: 1. Margin= Limit - Emission Level  
 2. The emission levels that are 20dB below the official limit are not reported.



Site no. : RF Chamber Data no. : 73  
 Dis. / Ant. : 3m 2015 3115-4877 Ant. pol. : HORIZONTAL  
 Limit : FCC PART 15C PEAK Pre : 101.2kPa  
 Env. / Ins. : 22.6°C/51.2k Engineer : Alice\_yang  
 EUT : Atmospheric Water Cooler M/N:5T1.5  
 Power rating : AC 120W/60Hz  
 Test Mode : 802.11nHT20 2412MHz TX

No.	Frequency (MHz)	Reading (dBm)	Emission Level (dBm)	Limits (dBm)	Margin (dB)	Remark
1	2390.00	43.31	43.52	74.00	30.48	Peak
2	2400.00	44.30	44.53	74.00	29.47	Peak
3	2412.93	80.25	80.51	74.00	-6.51	Peak

Remarks: 1. Margin= Limit - Emission Level  
 2. The emission levels that are 20dB below the official limit are not reported.



Site no. : RF Chamber Data no. : 74  
 Dis. / Ant. : 3m 2015 3115-4877 Ant. pol. : HORIZONTAL  
 Limit : FCC PART 15C AV Pre : 101.2kPa  
 Env. / Ins. : 22.6°C/51.2k Engineer : Alice\_yang  
 EUT : Atmospheric Water Cooler M/N:5T1.5  
 Power rating : AC 120W/60Hz  
 Test Mode : 802.11nHT20 2412MHz TX

No.	Frequency (MHz)	Reading (dBm)	Emission Level (dBm)	Limits (dBm)	Margin (dB)	Remark
1	2390.00	31.45	31.66	54.00	22.34	Average
2	2400.00	32.24	32.47	54.00	21.53	Average
3	2408.90	56.16	56.41	54.00	-1.41	Average

Remarks: 1. Margin= Limit - Emission Level  
 2. The emission levels that are 20dB below the official limit are not reported.

## 6. OUTPUT POWER TEST

### 6.1. Test Equipment

Item	Equipment	Manufacturer	Model No.	Serial No.	Last Cal.	Cal. Interval
1.	Spectrum	Agilent	N9030A	MY51380221	Oct.18,15	1 Year
2.	Power meter	Anritsu	ML2487A	6K00002472	Apr.23,16	1 Year
3.	Power sensor	Anritsu	MA2491A	0033005	Apr.23,16	1 Year
4.	Attenuator (20dB)	Agilent	8491B	MY39262165	Apr.23,16	1 Year
5.	RF Cable	Marvelous Microwave Inc	SFL402105FLEX	NO.1	Oct.17,15	1 Year

### 6.2. Limit (FCC Part 15C 15.247 b(3))

For systems using digital modulation in the 2400—2483.5MHz, The Peak output Power shall not exceed 1W(30dBm), As an alternative to a peak power measurement, compliance with the one Watt limit can be based on a measurement of the maximum conducted output power. Maximum Conducted Output Power is defined as the total transmit power delivered to all antennas and antenna elements averaged across all symbols in the signaling alphabet when the transmitter is operating at its maximum power control level.

### 6.3. Test Procedure

- 1, Connected the EUT's antenna port to measure device by 26dB attenuator.
- 2, For IEEE 802.11b/g and IEEE802.11n HT20 modes, use a power meter which bandwidth is 20MHz, above the bandwidth of signals, to measure out output power in each mode.
- 3, For IEEE802.11n HT40 mode, since the signal bandwidth is nearly 40MHz, which is above 20MHz bandwidth of power sensor of ML2491A. use the test method described in KDB558074 clause 9.2.2.
  - 1) Set the RBW=1MHz and VBW =3MHz
  - 2) Set the span at least 1.5 times the OBW
  - 3) Detector = RMS
  - 4) Sweep time = auto couple
  - 5) allow trace to fully stabilize
  - 6) use the spectrum analyser's integrated band power measurement function with band limits set equal to the EBW band edges.

Note: The cable loss and attenuator loss were offset into measure device as an amplitude offset.

6.4. Test Results

EUT: Atmospheric Water Cooler			
M/N: 5T1.5			
Test date: 2016-09-10		Pressure: 101.2±1.0 kpa	Humidity: 51.5±3.0%
Tested by: Alice_yang		Test site: RF site	Temperature: 22.1±0.6 °C
Test Mode	CH	Output Power ( dBm )	Limit (dBm)
11b	CH1	17.11	30
	CH6	17.31	30
	CH11	16.56	30
11g	CH1	13.69	30
	CH6	15.99	30
	CH11	14.09	30
11n HT20	CH1	13.59	30
	CH6	16.06	30
	CH11	13.95	30
Conclusion: PASS			



## 7. ANTENNA REQUIREMENT

### 7.1. Standard Applicable

For intentional device, according to FCC CFR 47 Section 15.203, an intentional radiator shall be designed to ensure that no antenna other than that furnished by the responsible party shall be used with the device. And according to FCC CFR 47 Section 15.247 (b), if transmitting antennas of directional gain greater than 6dBi are used, the power shall be reduced by the amount in dB that the directional gain of the antenna exceeds 6dBi.

### 7.2. Antenna Connected Construction

The antenna used for this product are Dipole and its connector is designed with permanent attachment that no antenna other than that furnished by the responsible party shall be used with the device, the maximum peak gain of the transmit antenna is 2.0dBi.

## 8. DEVIATION TO TEST SPECIFICATIONS

[ NONE ]