

Figure 5
General Appearance of the EUT



Figure 6
Inside of the EUT



Figure 7
Inside of the EUT




Figure 8
Inside of the EUT



Figure 9
Inside of the EUT



Figure 10
Inside of the EUT



Figure 11
Inside of the EUT



Figure 12
Inside of the EUT



Figure 13
Inside of the EUT



Figure 14
Inside of the EUT



Figure 15
RF Module




Figure16
RF Module




Figure 17
RF Module



Figure 18
RF Module




Figure 19
Inside of the EUT



Figure 20
Inside of the EUT




Figure 21
Inside of the EUT



Figure 22
Inside of the EUT




Figure 23
Inside of the EUT



Figure 24
Inside of the EUT



Figure 25
Inside of the EUT



Figure 26
Inside of the EUT



Figure 27
Inside of the EUT



Figure 28
Inside of the EUT




Figure 29
Inside of the EUT



Figure 30
Inside of the EUT



Figure31
Inside of the EUT




Figure 32
Inside of the EUT



Figure 33
Inside of the EUT



Figure 34
Inside of the EUT



Figure 35
Inside of the EUT



Figure 36
Inside of the EUT



Figure 37
AC Cable

