

Appendix B: Test Results of BR & EDR

APPENDIX B: TEST RESULTS OF BR & EDR	1
APPENDIX B.1: TEST RESULTS OF 99% BANDWIDTH	2
<i>BR mode (GFSK)</i>	2
<i>EDR mode (8DPSK)</i>	5
APPENDIX B.2: TEST RESULTS OF 20dB BANDWIDTH	8
<i>BR mode (GFSK)</i>	8
<i>EDR mode (8DPSK)</i>	11
APPENDIX B.3: TEST RESULTS OF CARRIER FREQUENCY SEPARATION	14
<i>BR mode (GFSK)</i>	14
<i>EDR mode (8DPSK)</i>	17
APPENDIX B.4: TEST RESULTS OF NUMBER OF HOPPING FREQUENCY	20
<i>BR mode (GFSK)</i>	20
<i>EDR mode (8DPSK)</i>	21
APPENDIX B.5: TEST RESULTS OF TIME OF OCCUPANCY	22
<i>BR mode (GFSK)</i>	22
<i>EDR mode (8DPSK)</i>	25
APPENDIX B.6: TEST RESULTS OF CONDUCTED SPURIOUS EMISSIONS MEASURED IN 100 KHZ BANDWIDTH	28
<i>BR mode (GFSK)</i>	28
Low Channel.....	28
Middle Channel.....	29
High Channel.....	30
Band Edge, Low Channel.....	31
Band Edge, High Channel.....	31
Band Edge, Hopping Mode, Low Channel.....	32
Band Edge, Hopping Mode, High Channle.....	32
<i>EDR mode (8DPSK)</i>	33
Low Channel.....	33
Middle Channel.....	34
High Channel.....	35
Band Edge, Low Channel.....	36
Band Edge, High Channel.....	36
Band Edge, Hopping Mode, Low Channel.....	37
Band Edge, Hopping Mode, High Channle.....	37
APPENDIX B.7: TEST RESULTS OF RADIATED SPURIOUS EMISSIONS	38
30MHz - 1GHz	38
1GHz - 18GHz.....	42
APPENDIX B.8: TEST RESULTS OF RADIATED EMISSIONS IN RESTRICTED BANDS	54

Appendix B.1: Test Results of 99% Bandwidth

BR mode (GFSK)

FCC Part 47 §15.247 2400-2483.5 MHz 2017

Occupied Channel Bandwidth 99% (2402 MHz; 10.000 dBm; 1 MHz; Test Mode)

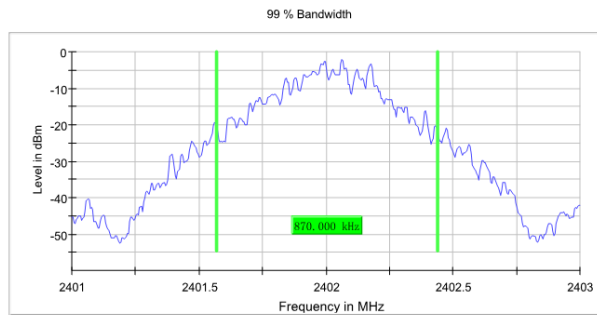
Test according to FCC title 47 part 15 §15.247(a), KDB 558074 D01 DTS Meas Guidance v04 and ANSI C63.10-2013

99 % Bandwidth

DUT Frequency (MHz)	Bandwidth (MHz)	Limit Min (MHz)	Limit Max (MHz)	Band Edge Left (MHz)	Band Edge Right (MHz)
2402.000000	0.870000	---	---	2401.567500	2402.437500

(continuation of the "99 % Bandwidth" table from column 6 ...)

DUT Frequency (MHz)	Result
2402.000000	PASS



Measurement

Setting	Instrument Value	Target Value
Start Frequency	2.40100 GHz	2.40100 GHz
Stop Frequency	2.40300 GHz	2.40300 GHz
Span	2.000 MHz	2.000 MHz
RBW	10.000 kHz	>= 10.000 kHz
VBW	30.000 kHz	>= 30.000 kHz
SweepPoints	400	~ 400
SweepTime	189.648 µs	AUTO
Reference Level	0.000 dBm	0.000 dBm
Attenuation	20.000 dB	AUTO
Detector	MaxPeak	MaxPeak
SweepCount	500	500
Filter	3 dB	3 dB
Trace Mode	Max Hold	Max Hold
SweepType	FFT	AUTO
Preamp	off	off
Stablemode	Trace	Trace
Stablevalue	0.30 dB	0.30 dB
Run	7 / max. 150	max. 150
Stable	3 / 3	3
Max Stable Difference	0.12 dB	0.30 dB

FCC Part 47 §15.247 2400-2483.5 MHz 2017

Occupied Channel Bandwidth 99% (2441 MHz; 10.000 dBm; 1 MHz; Test Mode)

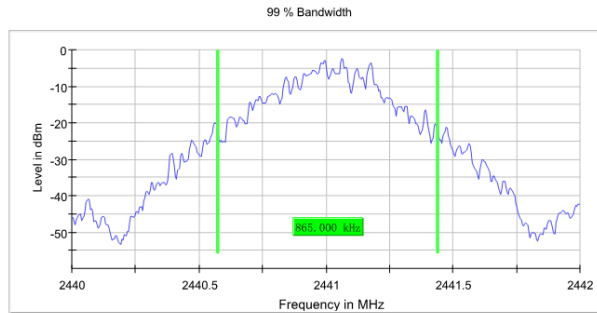
Test according to FCC title 47 part 15 §15.247(a), KDB 558074 D01 DTS Meas Guidance v04 and ANSI C63.10-2013

99 % Bandwidth

DUT Frequency (MHz)	Bandwidth (MHz)	Limit Min (MHz)	Limit Max (MHz)	Band Edge Left (MHz)	Band Edge Right (MHz)
2441.000000	0.865000	---	---	2440.572500	2441.437500

(continuation of the "99 % Bandwidth" table from column 6 ...)

DUT Frequency (MHz)	Result
2441.000000	PASS



Measurement

Setting	Instrument Value	Target Value
Start Frequency	2.44000 GHz	2.44000 GHz
Stop Frequency	2.44200 GHz	2.44200 GHz
Span	2.000 MHz	2.000 MHz
RBW	10.000 kHz	>= 10.000 kHz
VBW	30.000 kHz	>= 30.000 kHz
SweepPoints	400	~ 400
SweepTime	189.648 µs	AUTO
Reference Level	0.000 dBm	0.000 dBm
Attenuation	20.000 dB	AUTO
Detector	MaxPeak	MaxPeak
SweepCount	500	500
Filter	3 dB	3 dB
Trace Mode	Max Hold	Max Hold
SweepType	FFT	AUTO
Preamp	off	off
Stablemode	Trace	Trace
Stablevalue	0.30 dB	0.30 dB
Run	5 / max. 150	max. 150
Stable	3 / 3	3
Max Stable Difference	0.03 dB	0.30 dB

FCC Part 47 §15.247 2400-2483.5 MHz 2017

Occupied Channel Bandwidth 99% (2480 MHz; 10.000 dBm; 1 MHz; Test Mode)

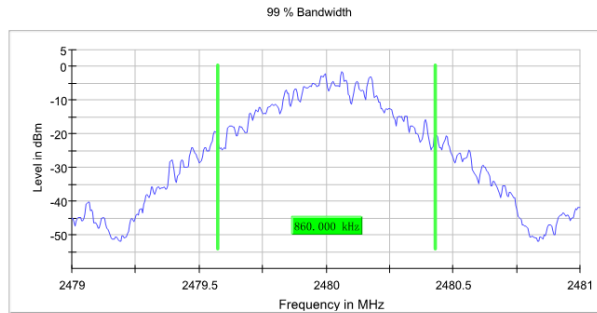
Test according to FCC title 47 part 15 §15.247(a), KDB 558074 D01 DTS Meas Guidance v04 and ANSI C63.10-2013

99 % Bandwidth

DUT Frequency (MHz)	Bandwidth (MHz)	Limit Min (MHz)	Limit Max (MHz)	Band Edge Left (MHz)	Band Edge Right (MHz)
2480.000000	0.860000	---	---	2479.572500	2480.432500

(continuation of the "99 % Bandwidth" table from column 6 ...)

DUT Frequency (MHz)	Result
2480.000000	PASS



Measurement

Setting	Instrument Value	Target Value
Start Frequency	2.47900 GHz	2.47900 GHz
Stop Frequency	2.48100 GHz	2.48100 GHz
Span	2.000 MHz	2.000 MHz
RBW	10.000 kHz	>= 10.000 kHz
VBW	30.000 kHz	>= 30.000 kHz
SweepPoints	400	~ 400
SweepTime	189.648 µs	AUTO
Reference Level	0.000 dBm	0.000 dBm
Attenuation	20.000 dB	AUTO
Detector	MaxPeak	MaxPeak
SweepCount	500	500
Filter	3 dB	3 dB
Trace Mode	Max Hold	Max Hold
SweepType	FFT	AUTO
Preamp	off	off
Stablemode	Trace	Trace
Stablevalue	0.30 dB	0.30 dB
Run	4 / max. 150	max. 150
Stable	3 / 3	3
Max Stable Difference	0.08 dB	0.30 dB

EDR mode (8DPSK)

FCC Part 47 §15.247 2400-2483.5 MHz 2017

Occupied Channel Bandwidth 99% (2402 MHz; 10.000 dBm; 1 MHz; Test Mode)

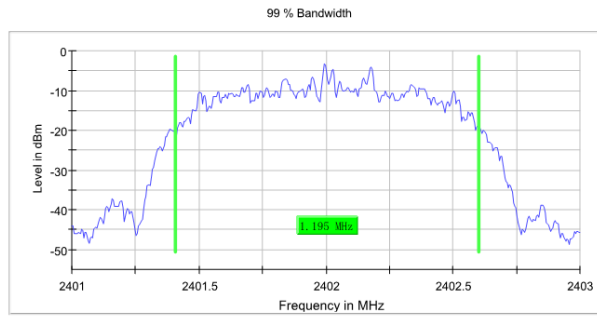
Test according to FCC title 47 part 15 §15.247(a), KDB 558074 D01 DTS Meas Guidance v04 and ANSI C63.10-2013

99 % Bandwidth

DUT Frequency (MHz)	Bandwidth (MHz)	Limit Min (MHz)	Limit Max (MHz)	Band Edge Left (MHz)	Band Edge Right (MHz)
2402.000000	1.195000	---	---	2401.407500	2402.602500

(continuation of the "99 % Bandwidth" table from column 6 ...)

DUT Frequency (MHz)	Result
2402.000000	PASS



Measurement

Setting	Instrument Value	Target Value
Start Frequency	2.40100 GHz	2.40100 GHz
Stop Frequency	2.40300 GHz	2.40300 GHz
Span	2.000 MHz	2.000 MHz
RBW	10.000 kHz	>= 10.000 kHz
VBW	30.000 kHz	>= 30.000 kHz
SweepPoints	400	~ 400
SweepTime	189.648 µs	AUTO
Reference Level	0.000 dBm	0.000 dBm
Attenuation	20.000 dB	AUTO
Detector	MaxPeak	MaxPeak
SweepCount	500	500
Filter	3 dB	3 dB
Trace Mode	Max Hold	Max Hold
SweepType	FFT	AUTO
Preamp	off	off
Stablemode	Trace	Trace
Stablevalue	0.30 dB	0.30 dB
Run	5 / max. 150	max. 150
Stable	3 / 3	3
Max Stable Difference	0.13 dB	0.30 dB

FCC Part 47 §15.247 2400-2483.5 MHz 2017

Occupied Channel Bandwidth 99% (2441 MHz; 10.000 dBm; 1 MHz; Test Mode)

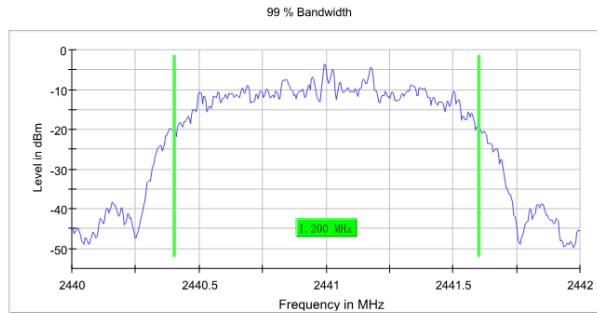
Test according to FCC title 47 part 15 §15.247(a), KDB 558074 D01 DTS Meas Guidance v04 and ANSI C63.10-2013

99 % Bandwidth

DUT Frequency (MHz)	Bandwidth (MHz)	Limit Min (MHz)	Limit Max (MHz)	Band Edge Left (MHz)	Band Edge Right (MHz)
2441.000000	1.200000	---	---	2440.402500	2441.602500

(continuation of the "99 % Bandwidth" table from column 6 ...)

DUT Frequency (MHz)	Result
2441.000000	PASS



Measurement

Setting	Instrument Value	Target Value
Start Frequency	2.44000 GHz	2.44000 GHz
Stop Frequency	2.44200 GHz	2.44200 GHz
Span	2.000 MHz	2.000 MHz
RBW	10.000 kHz	>= 10.000 kHz
VBW	30.000 kHz	>= 30.000 kHz
SweepPoints	400	~ 400
SweepTime	189.648 µs	AUTO
Reference Level	0.000 dBm	0.000 dBm
Attenuation	20.000 dB	AUTO
Detector	MaxPeak	MaxPeak
SweepCount	500	500
Filter	3 dB	3 dB
Trace Mode	Max Hold	Max Hold
SweepType	FFT	AUTO
Preamp	off	off
Stablemode	Trace	Trace
Stablevalue	0.30 dB	0.30 dB
Run	5 / max. 150	max. 150
Stable	3 / 3	3
Max Stable Difference	0.12 dB	0.30 dB

FCC Part 47 §15.247 2400-2483.5 MHz 2017

Occupied Channel Bandwidth 99% (2480 MHz; 10.000 dBm; 1 MHz; Test Mode)

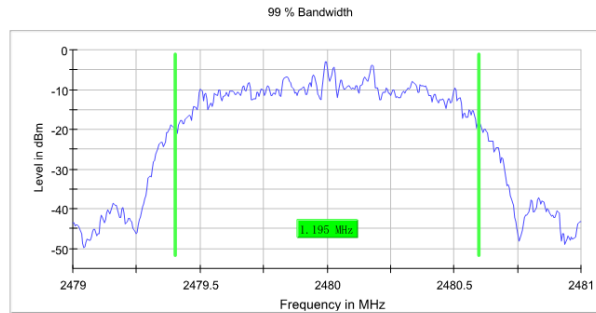
Test according to FCC title 47 part 15 §15.247(a), KDB 558074 D01 DTS Meas Guidance v04 and ANSI C63.10-2013

99 % Bandwidth

DUT Frequency (MHz)	Bandwidth (MHz)	Limit Min (MHz)	Limit Max (MHz)	Band Edge Left (MHz)	Band Edge Right (MHz)
2480.000000	1.195000	---	---	2479.402500	2480.597500

(continuation of the "99 % Bandwidth" table from column 6 ...)

DUT Frequency (MHz)	Result
2480.000000	PASS



Measurement

Setting	Instrument Value	Target Value
Start Frequency	2.47900 GHz	2.47900 GHz
Stop Frequency	2.48100 GHz	2.48100 GHz
Span	2.000 MHz	2.000 MHz
RBW	10.000 kHz	>= 10.000 kHz
VBW	30.000 kHz	>= 30.000 kHz
SweepPoints	400	~ 400
SweepTime	189.648 µs	AUTO
Reference Level	0.000 dBm	0.000 dBm
Attenuation	20.000 dB	AUTO
Detector	MaxPeak	MaxPeak
SweepCount	500	500
Filter	3 dB	3 dB
Trace Mode	Max Hold	Max Hold
SweepType	FFT	AUTO
Preamp	off	off
Stablemode	Trace	Trace
Stablevalue	0.30 dB	0.30 dB
Run	5 / max. 150	max. 150
Stable	3 / 3	3
Max Stable Difference	0.10 dB	0.30 dB

Appendix B.2: Test Results of 20dB Bandwidth

BR mode (GFSK)

FCC Part 47 §15.247 2400-2483.5 MHz 2017

Emission Bandwidth 20 dB (2402 MHz; 10.000 dBm; 1 MHz; Test Mode)

Test according to FCC title 47 part 15 §15.247(a), KDB 558074 D01 DTS Meas Guidance v04 and ANSI C63.10-2013

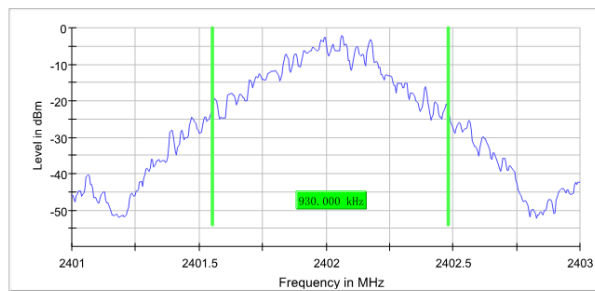
20 dB Bandwidth

DUT Frequency (MHz)	Bandwidth (MHz)	Limit Min (MHz)	Limit Max (MHz)	Band Edge Left (MHz)	Band Edge Right (MHz)
2402.000000	0.930000	---	---	2401.552500	2402.482500

(continuation of the "20 dB Bandwidth" table from column 6 ...)

DUT Frequency (MHz)	Max Level (dBm)	Result
2402.000000	-2.0	PASS

20 dB Bandwidth



Measurement

Setting	Instrument Value	Target Value
Start Frequency	2.40100 GHz	2.40100 GHz
Stop Frequency	2.40300 GHz	2.40300 GHz
Span	2.000 MHz	2.000 MHz
RBW	10.000 kHz	>= 10.000 kHz
VBW	30.000 kHz	>= 30.000 kHz
SweepPoints	400	~ 400
SweepTime	189.648 µs	AUTO
Reference Level	0.000 dBm	0.000 dBm
Attenuation	20.000 dB	AUTO
Detector	MaxPeak	MaxPeak
SweepCount	200	200
Filter	3 dB	3 dB
Trace Mode	Max Hold	Max Hold
SweepType	FFT	AUTO
Preamp	off	off
Stablemode	Trace	Trace
Stablevalue	0.50 dB	0.50 dB
Run	10 / max. 150	max. 150
Stable	5 / 5	5
Max Stable Difference	0.05 dB	0.50 dB

FCC Part 47 §15.247 2400-2483.5 MHz 2017

Emission Bandwidth 20 dB (2441 MHz; 10.000 dBm; 1 MHz; Test Mode)

Test according to FCC title 47 part 15 §15.247(a), KDB 558074 D01 DTS Meas Guidance v04 and ANSI C63.10-2013

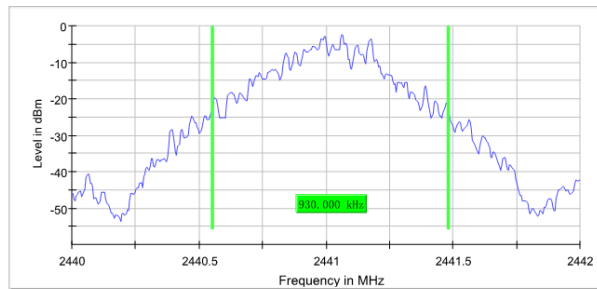
20 dB Bandwidth

DUT Frequency (MHz)	Bandwidth (MHz)	Limit Min (MHz)	Limit Max (MHz)	Band Edge Left (MHz)	Band Edge Right (MHz)
2441.000000	0.930000	---	---	2440.552500	2441.482500

(continuation of the "20 dB Bandwidth" table from column 6 ...)

DUT Frequency (MHz)	Max Level (dBm)	Result
2441.000000	-2.3	PASS

20 dB Bandwidth



Measurement

Setting	Instrument Value	Target Value
Start Frequency	2.44000 GHz	2.44000 GHz
Stop Frequency	2.44200 GHz	2.44200 GHz
Span	2.000 MHz	2.000 MHz
RBW	10.000 kHz	>= 10.000 kHz
VBW	30.000 kHz	>= 30.000 kHz
SweepPoints	400	~ 400
SweepTime	189.648 µs	AUTO
Reference Level	0.000 dBm	0.000 dBm
Attenuation	20.000 dB	AUTO
Detector	MaxPeak	MaxPeak
SweepCount	200	200
Filter	3 dB	3 dB
Trace Mode	Max Hold	Max Hold
SweepType	FFT	AUTO
Preamp	off	off
Stablemode	Trace	Trace
Stablevalue	0.50 dB	0.50 dB
Run	7 / max. 150	max. 150
Stable	5 / 5	5
Max Stable Difference	0.15 dB	0.50 dB

FCC Part 47 §15.247 2400-2483.5 MHz 2017

Emission Bandwidth 20 dB (2480 MHz; 10.000 dBm; 1 MHz; Test Mode)

Test according to FCC title 47 part 15 §15.247(a), KDB 558074 D01 DTS Meas Guidance v04 and ANSI C63.10-2013

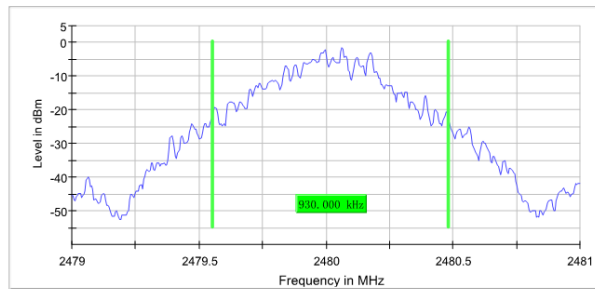
20 dB Bandwidth

DUT Frequency (MHz)	Bandwidth (MHz)	Limit Min (MHz)	Limit Max (MHz)	Band Edge Left (MHz)	Band Edge Right (MHz)
2480.000000	0.930000	---	---	2479.552500	2480.482500

(continuation of the "20 dB Bandwidth" table from column 6 ...)

DUT Frequency (MHz)	Max Level (dBm)	Result
2480.000000	-1.6	PASS

20 dB Bandwidth



Measurement

Setting	Instrument Value	Target Value
Start Frequency	2.47900 GHz	2.47900 GHz
Stop Frequency	2.48100 GHz	2.48100 GHz
Span	2.000 MHz	2.000 MHz
RBW	10.000 kHz	>= 10.000 kHz
VBW	30.000 kHz	>= 30.000 kHz
SweepPoints	400	~ 400
SweepTime	189.648 µs	AUTO
Reference Level	0.000 dBm	0.000 dBm
Attenuation	20.000 dB	AUTO
Detector	MaxPeak	MaxPeak
SweepCount	200	200
Filter	3 dB	3 dB
Trace Mode	Max Hold	Max Hold
SweepType	FFT	AUTO
Preamp	off	off
Stablemode	Trace	Trace
Stablevalue	0.50 dB	0.50 dB
Run	9 / max. 150	max. 150
Stable	5 / 5	5
Max Stable Difference	0.12 dB	0.50 dB

EDR mode (8DPSK)

FCC Part 47 §15.247 2400-2483.5 MHz 2017

Emission Bandwidth 20 dB (2402 MHz; 10.000 dBm; 1 MHz; Test Mode)

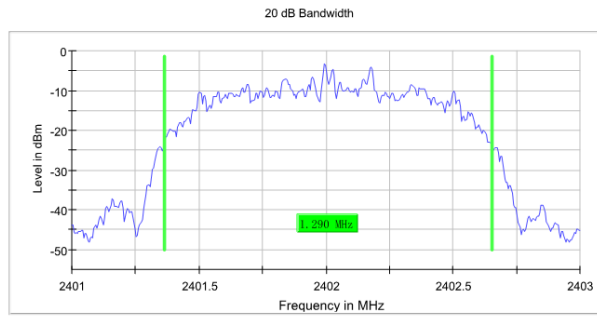
Test according to FCC title 47 part 15 §15.247(a), KDB 558074 D01 DTS Meas Guidance v04 and ANSI C63.10-2013

20 dB Bandwidth

DUT Frequency (MHz)	Bandwidth (MHz)	Limit Min (MHz)	Limit Max (MHz)	Band Edge Left (MHz)	Band Edge Right (MHz)
2402.000000	1.290000	---	---	2401.362500	2402.652500

(continuation of the "20 dB Bandwidth" table from column 6 ...)

DUT Frequency (MHz)	Max Level (dBm)	Result
2402.000000	-3.4	PASS



Measurement

Setting	Instrument Value	Target Value
Start Frequency	2.40100 GHz	2.40100 GHz
Stop Frequency	2.40300 GHz	2.40300 GHz
Span	2.000 MHz	2.000 MHz
RBW	10.000 kHz	>= 10.000 kHz
VBW	30.000 kHz	>= 30.000 kHz
SweepPoints	400	~ 400
SweepTime	189.648 µs	AUTO
Reference Level	0.000 dBm	0.000 dBm
Attenuation	20.000 dB	AUTO
Detector	MaxPeak	MaxPeak
SweepCount	200	200
Filter	3 dB	3 dB
Trace Mode	Max Hold	Max Hold
SweepType	FFT	AUTO
Preamp	off	off
Stablemode	Trace	Trace
Stablevalue	0.50 dB	0.50 dB
Run	8 / max. 150	max. 150
Stable	5 / 5	5
Max Stable Difference	0.13 dB	0.50 dB

FCC Part 47 §15.247 2400-2483.5 MHz 2017

Emission Bandwidth 20 dB (2441 MHz; 10.000 dBm; 1 MHz; Test Mode)

Test according to FCC title 47 part 15 §15.247(a), KDB 558074 D01 DTS Meas Guidance v04 and ANSI C63.10-2013

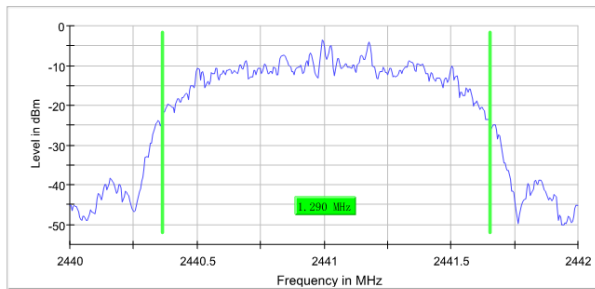
20 dB Bandwidth

DUT Frequency (MHz)	Bandwidth (MHz)	Limit Min (MHz)	Limit Max (MHz)	Band Edge Left (MHz)	Band Edge Right (MHz)
2441.000000	1.290000	---	---	2440.362500	2441.652500

(continuation of the "20 dB Bandwidth" table from column 6 ...)

DUT Frequency (MHz)	Max Level (dBm)	Result
2441.000000	-3.7	PASS

20 dB Bandwidth



Measurement

Setting	Instrument Value	Target Value
Start Frequency	2.44000 GHz	2.44000 GHz
Stop Frequency	2.44200 GHz	2.44200 GHz
Span	2.000 MHz	2.000 MHz
RBW	10.000 kHz	>= 10.000 kHz
VBW	30.000 kHz	>= 30.000 kHz
SweepPoints	400	~ 400
SweepTime	189.648 µs	AUTO
Reference Level	0.000 dBm	0.000 dBm
Attenuation	20.000 dB	AUTO
Detector	MaxPeak	MaxPeak
SweepCount	200	200
Filter	3 dB	3 dB
Trace Mode	Max Hold	Max Hold
SweepType	FFT	AUTO
Preamp	off	off
Stablemode	Trace	Trace
Stablevalue	0.50 dB	0.50 dB
Run	7 / max. 150	max. 150
Stable	5 / 5	5
Max Stable Difference	0.06 dB	0.50 dB

FCC Part 47 §15.247 2400-2483.5 MHz 2017

Emission Bandwidth 20 dB (2480 MHz; 10.000 dBm; 1 MHz; Test Mode)

Test according to FCC title 47 part 15 §15.247(a), KDB 558074 D01 DTS Meas Guidance v04 and ANSI C63.10-2013

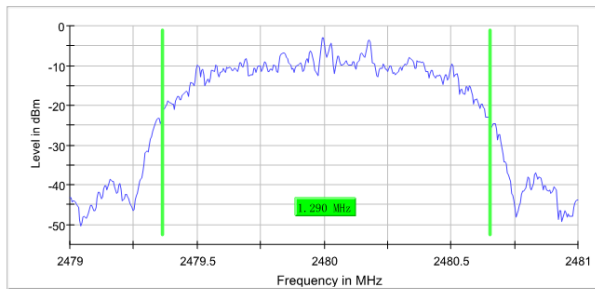
20 dB Bandwidth

DUT Frequency (MHz)	Bandwidth (MHz)	Limit Min (MHz)	Limit Max (MHz)	Band Edge Left (MHz)	Band Edge Right (MHz)
2480.000000	1.290000	---	---	2479.362500	2480.652500

(continuation of the "20 dB Bandwidth" table from column 6 ...)

DUT Frequency (MHz)	Max Level (dBm)	Result
2480.000000	-3.0	PASS

20 dB Bandwidth



Measurement

Setting	Instrument Value	Target Value
Start Frequency	2.47900 GHz	2.47900 GHz
Stop Frequency	2.48100 GHz	2.48100 GHz
Span	2.000 MHz	2.000 MHz
RBW	10.000 kHz	>= 10.000 kHz
VBW	30.000 kHz	>= 30.000 kHz
SweepPoints	400	~ 400
SweepTime	189.648 µs	AUTO
Reference Level	0.000 dBm	0.000 dBm
Attenuation	20.000 dB	AUTO
Detector	MaxPeak	MaxPeak
SweepCount	200	200
Filter	3 dB	3 dB
Trace Mode	Max Hold	Max Hold
SweepType	FFT	AUTO
Preamp	off	off
Stablemode	Trace	Trace
Stablevalue	0.50 dB	0.50 dB
Run	9 / max. 150	max. 150
Stable	5 / 5	5
Max Stable Difference	0.06 dB	0.50 dB

Appendix B.3: Test Results of Carrier Frequency Separation

BR mode (GFSK)

FCC Part 47 §15.247 2400-2483.5 MHz 2017

Carrier Frequency Separation (2402 MHz; 10.000 dBm; 1 MHz)

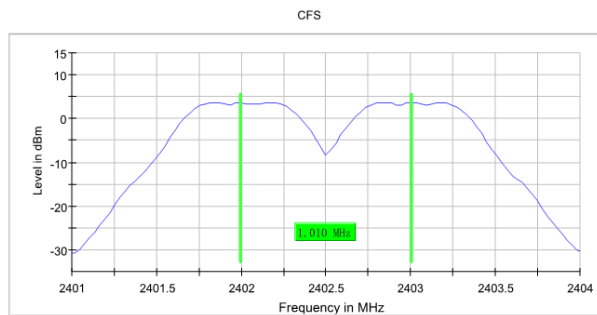
Test according to FCC title 47 part 15 §15.247(a), KDB 558074 D01 DTS Meas Guidance v04 and ANSI C63.10-2013

Result

DUT Frequency (MHz)	Frequency Separation (MHz)	Limit Min (MHz)	Limit Max (MHz)	Center Frequency low Channel (MHz)	Center Frequency high Channel (MHz)
2402.000000	1.009900	0.620000	---	2401.995050	2403.004950

(continuation of the "Result" table from column 6 ...)

DUT Frequency (MHz)	Result
2402.000000	PASS



Measurement

Setting	Instrument Value	Target Value
Start Frequency	2.40100 GHz	2.40100 GHz
Stop Frequency	2.40400 GHz	2.40400 GHz
Span	3.000 MHz	3.000 MHz
RBW	300.000 kHz	<= 300.000 kHz
VBW	300.000 kHz	>= 300.000 kHz
SweepPoints	101	~ 10
SweepTime	1.000 ms	AUTO
Reference Level	0.000 dBm	0.000 dBm
Attenuation	20.000 dB	AUTO
Detector	MaxPeak	MaxPeak
SweepCount	200	200
Filter	3 dB	3 dB
Trace Mode	Max Hold	Max Hold
SweepType	Sweep	Sweep
Preamp	off	off
Stablemode	Trace	Trace
Stablevalue	0.50 dB	0.50 dB
Run	14 / max. 150	max. 150
Stable	10 / 10	10
Max Stable Difference	0.02 dB	0.50 dB

FCC Part 47 §15.247 2400-2483.5 MHz 2017

Carrier Frequency Separation (2441 MHz; 10.000 dBm; 1 MHz)

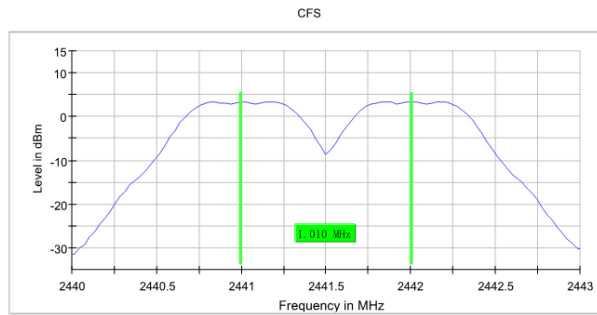
Test according to FCC title 47 part 15 §15.247(a), KDB 558074 D01 DTS Meas Guidance v04 and ANSI C63.10-2013

Result

DUT Frequency (MHz)	Frequency Separation (MHz)	Limit Min (MHz)	Limit Max (MHz)	Center Frequency low Channel (MHz)	Center Frequency high Channel (MHz)
2441.000000	1.009900	0.620000	---	2440.995050	2442.004950

(continuation of the "Result" table from column 6 ...)

DUT Frequency (MHz)	Result
2441.000000	PASS



Measurement

Setting	Instrument Value	Target Value
Start Frequency	2.44000 GHz	2.44000 GHz
Stop Frequency	2.44300 GHz	2.44300 GHz
Span	3.000 MHz	3.000 MHz
RBW	300.000 kHz	<= 300.000 kHz
VBW	300.000 kHz	>= 300.000 kHz
SweepPoints	101	~ 10
SweepTime	1.000 ms	AUTO
Reference Level	0.000 dBm	0.000 dBm
Attenuation	20.000 dB	AUTO
Detector	MaxPeak	MaxPeak
SweepCount	200	200
Filter	3 dB	3 dB
Trace Mode	Max Hold	Max Hold
SweepType	Sweep	Sweep
Preamp	off	off
Stablemode	Trace	Trace
Stablevalue	0.50 dB	0.50 dB
Run	15 / max. 150	max. 150
Stable	10 / 10	10
Max Stable Difference	0.00 dB	0.50 dB

FCC Part 47 §15.247 2400-2483.5 MHz 2017

Carrier Frequency Separation (2480 MHz; 10.000 dBm; 1 MHz)

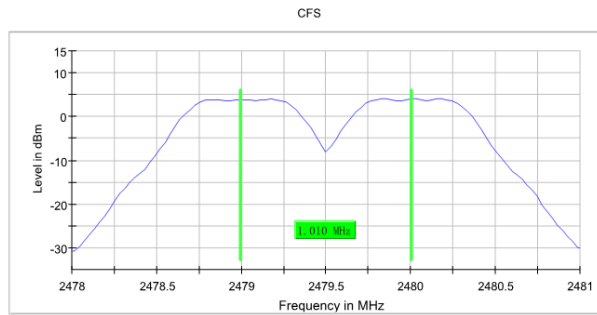
Test according to FCC title 47 part 15 §15.247(a), KDB 558074 D01 DTS Meas Guidance v04 and ANSI C63.10-2013

Result

DUT Frequency (MHz)	Frequency Separation (MHz)	Limit Min (MHz)	Limit Max (MHz)	Center Frequency low Channel (MHz)	Center Frequency high Channel (MHz)
2480.000000	1.009900	0.620000	---	2478.995050	2480.004950

(continuation of the "Result" table from column 6 ...)

DUT Frequency (MHz)	Result
2480.000000	PASS



Measurement

Setting	Instrument Value	Target Value
Start Frequency	2.47800 GHz	2.47800 GHz
Stop Frequency	2.48100 GHz	2.48100 GHz
Span	3.000 MHz	3.000 MHz
RBW	300.000 kHz	<= 300.000 kHz
VBW	300.000 kHz	>= 300.000 kHz
SweepPoints	101	~ 10
SweepTime	1.000 ms	AUTO
Reference Level	0.000 dBm	0.000 dBm
Attenuation	20.000 dB	AUTO
Detector	MaxPeak	MaxPeak
SweepCount	200	200
Filter	3 dB	3 dB
Trace Mode	Max Hold	Max Hold
SweepType	Sweep	Sweep
Preamp	off	off
Stablemode	Trace	Trace
Stablevalue	0.50 dB	0.50 dB
Run	14 / max. 150	max. 150
Stable	10 / 10	10
Max Stable Difference	0.01 dB	0.50 dB

EDR mode (8DPSK)

FCC Part 47 §15.247 2400-2483.5 MHz 2017

Carrier Frequency Separation (2402 MHz; 10.000 dBm; 1 MHz)

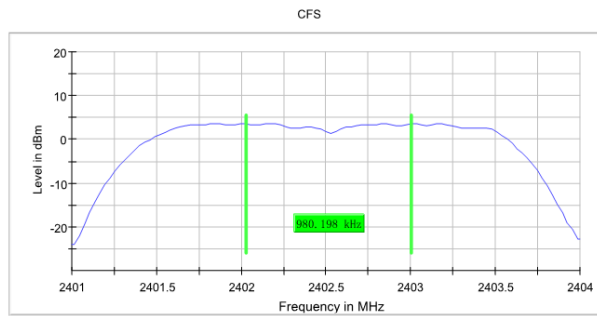
Test according to FCC title 47 part 15 §15.247(a), KDB 558074 D01 DTS Meas Guidance v04 and ANSI C63.10-2013

Result

DUT Frequency (MHz)	Frequency Separation (MHz)	Limit Min (MHz)	Limit Max (MHz)	Center Frequency low Channel (MHz)	Center Frequency high Channel (MHz)
2402.000000	0.980198	0.860000	---	2402.024752	2403.004950

(continuation of the "Result" table from column 6 ...)

DUT Frequency (MHz)	Result
2402.000000	PASS



Measurement

Setting	Instrument Value	Target Value
Start Frequency	2.40100 GHz	2.40100 GHz
Stop Frequency	2.40400 GHz	2.40400 GHz
Span	3.000 MHz	3.000 MHz
RBW	300.000 kHz	<= 300.000 kHz
VBW	300.000 kHz	>= 300.000 kHz
SweepPoints	101	~ 10
SweepTime	1.000 ms	AUTO
Reference Level	0.000 dBm	0.000 dBm
Attenuation	20.000 dB	AUTO
Detector	MaxPeak	MaxPeak
SweepCount	200	200
Filter	3 dB	3 dB
Trace Mode	Max Hold	Max Hold
SweepType	Sweep	Sweep
Preamp	off	off
Stablemode	Trace	Trace
Stablevalue	0.50 dB	0.50 dB
Run	15 / max. 150	max. 150
Stable	10 / 10	10
Max Stable Difference	0.05 dB	0.50 dB

FCC Part 47 §15.247 2400-2483.5 MHz 2017

Carrier Frequency Separation (2441 MHz; 10.000 dBm; 1 MHz)

Test according to FCC title 47 part 15 §15.247(a), KDB 558074 D01 DTS Meas Guidance v04 and ANSI C63.10-2013

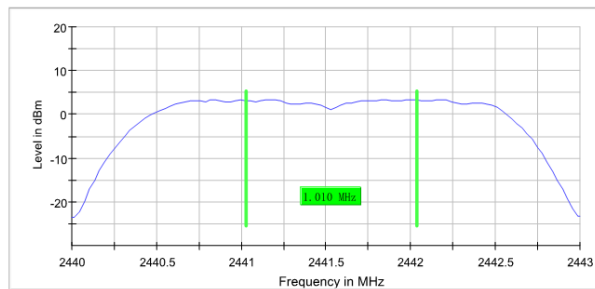
Result

DUT Frequency (MHz)	Frequency Separation (MHz)	Limit Min (MHz)	Limit Max (MHz)	Center Frequency low Channel (MHz)	Center Frequency high Channel (MHz)
2441.000000	1.009901	0.860000	---	2441.024752	2442.034653

(continuation of the "Result" table from column 6 ...)

DUT Frequency (MHz)	Result
2441.000000	PASS

CFS



Measurement

Setting	Instrument Value	Target Value
Start Frequency	2.44000 GHz	2.44000 GHz
Stop Frequency	2.44300 GHz	2.44300 GHz
Span	3.000 MHz	3.000 MHz
RBW	300.000 kHz	<= 300.000 kHz
VBW	300.000 kHz	>= 300.000 kHz
SweepPoints	101	~ 10
SweepTime	1.000 ms	AUTO
Reference Level	0.000 dBm	0.000 dBm
Attenuation	20.000 dB	AUTO
Detector	MaxPeak	MaxPeak
SweepCount	200	200
Filter	3 dB	3 dB
Trace Mode	Max Hold	Max Hold
SweepType	Sweep	Sweep
Preamp	off	off
Stablemode	Trace	Trace
Stablevalue	0.50 dB	0.50 dB
Run	15 / max. 150	max. 150
Stable	10 / 10	10
Max Stable Difference	0.00 dB	0.50 dB

FCC Part 47 §15.247 2400-2483.5 MHz 2017

Carrier Frequency Separation (2480 MHz; 10.000 dBm; 1 MHz)

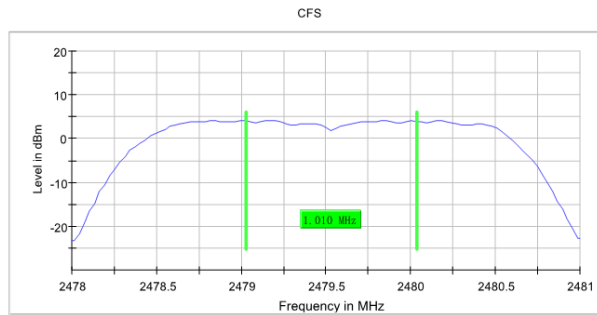
Test according to FCC title 47 part 15 §15.247(a), KDB 558074 D01 DTS Meas Guidance v04 and ANSI C63.10-2013

Result

DUT Frequency (MHz)	Frequency Separation (MHz)	Limit Min (MHz)	Limit Max (MHz)	Center Frequency low Channel (MHz)	Center Frequency high Channel (MHz)
2480.000000	1.009901	0.860000	---	2479.024752	2480.034653

(continuation of the "Result" table from column 6 ...)

DUT Frequency (MHz)	Result
2480.000000	PASS



Measurement

Setting	Instrument Value	Target Value
Start Frequency	2.47800 GHz	2.47800 GHz
Stop Frequency	2.48100 GHz	2.48100 GHz
Span	3.000 MHz	3.000 MHz
RBW	300.000 kHz	<= 300.000 kHz
VBW	300.000 kHz	>= 300.000 kHz
SweepPoints	101	~ 10
SweepTime	1.000 ms	AUTO
Reference Level	0.000 dBm	0.000 dBm
Attenuation	20.000 dB	AUTO
Detector	MaxPeak	MaxPeak
SweepCount	200	200
Filter	3 dB	3 dB
Trace Mode	Max Hold	Max Hold
SweepType	Sweep	Sweep
Preamp	off	off
Stablemode	Trace	Trace
Stablevalue	0.50 dB	0.50 dB
Run	13 / max. 150	max. 150
Stable	10 / 10	10
Max Stable Difference	0.05 dB	0.50 dB

Appendix B.4: Test Results of Number of Hopping Frequency

BR mode (GFSK)

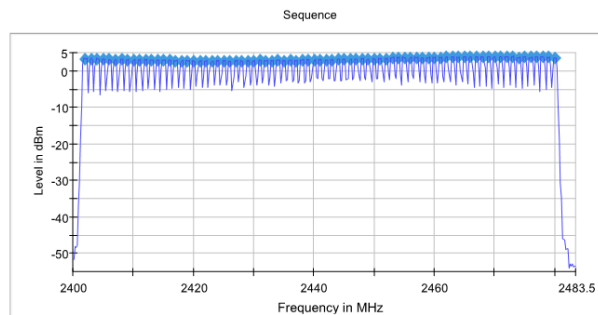
FCC Part 47 §15.247 2400-2483.5 MHz 2017

Hopping Frequencies (frequency independent; 10.000 dBm; 1 MHz)

Test according to FCC title 47 part 15 §15.247(a),(g), KDB 558074 D01 DTS Meas Guidance v04 and ANSI C63.10-2013

Channels

Channels	Limit Min	Limit Max	Result
79	15	---	PASS



Measurement

Setting	Instrument Value	Target Value
Start Frequency	2.40000 GHz	2.40000 GHz
Stop Frequency	2.48350 GHz	2.48350 GHz
Span	83.500 MHz	83.500 MHz
RBW	200.000 kHz	<= 299.000 kHz
VBW	200.000 kHz	>= 200.000 kHz
SweepPoints	418	~ 418
SweepTime	1.060 ms	AUTO
Reference Level	0.000 dBm	0.000 dBm
Attenuation	20.000 dB	AUTO
Detector	MaxPeak	MaxPeak
SweepCount	100	100
Filter	3 dB	3 dB
Trace Mode	Max Hold	Max Hold
SweepType	Sweep	AUTO
Preamp	off	off
Stablemode	Trace	Trace
Stablevalue	0.50 dB	0.50 dB
Run	59 / max. 150	max. 150
Stable	3 / 3	3
Max Stable Difference	0.06 dB	0.50 dB

EDR mode (8DPSK)

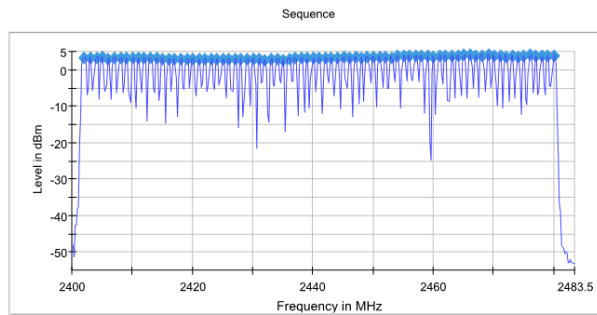
FCC Part 47 §15.247 2400-2483.5 MHz 2017

Hopping Frequencies (frequency independent; 10.000 dBm; 1 MHz)

Test according to FCC title 47 part 15 §15.247(a),(g), KDB 558074 D01 DTS Meas Guidance v04 and ANSI C63.10-2013

Channels

Channels	Limit Min	Limit Max	Result
79	15	---	PASS



Measurement

Setting	Instrument Value	Target Value
Start Frequency	2.40000 GHz	2.40000 GHz
Stop Frequency	2.48350 GHz	2.48350 GHz
Span	83.500 MHz	83.500 MHz
RBW	200.000 kHz	<= 299.000 kHz
VBW	200.000 kHz	>= 200.000 kHz
SweepPoints	418	~ 418
SweepTime	1.060 ms	AUTO
Reference Level	0.000 dBm	0.000 dBm
Attenuation	20.000 dB	AUTO
Detector	MaxPeak	MaxPeak
SweepCount	100	100
Filter	3 dB	3 dB
Trace Mode	Max Hold	Max Hold
SweepType	Sweep	AUTO
Preamp	off	off
Stablemode	Trace	Trace
Stablevalue	0.50 dB	0.50 dB
Run	89 / max. 150	max. 150
Stable	3 / 3	3
Max Stable Difference	0.00 dB	0.50 dB

Appendix B.5: Test Results of Time of Occupancy

BR mode (GFSK)

FCC Part 47 §15.247 2400-2483.5 MHz 2017

Time of Channel Occupancy (2441 MHz; 10.000 dBm; 1 MHz)

Test according to FCC title 47 part 15 §15.247(a), KDB 558074 D01 DTS Meas Guidance v04 and ANSI C63.10-2013

Result

DUT Frequency (MHz)	Result	Number of Hops	Average time of occupancy (ms)	Threshold (dBm)
2441.000000	PASS	319	126.450	-10.0

Periode

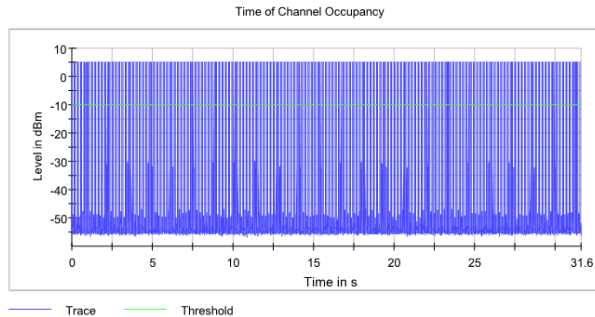
Min (ms)	Max (ms)	Mean (ms)
98.740	98.750	98.747

Transmit Time per Hop

Min (ms)	Max (ms)	Limit Max for Max (ms)	Limit Min for Max (ms)	Mean (ms)
0.39	0.40	400.000	0.000	0.395

DwellTime

Min (ms)	Max (ms)	Mean (ms)
0.39	0.40	0.395



Measurement

Setting	Instrument Value	Target Value
Center Frequency	2.44100 GHz	2.44100 GHz
Span	ZeroSpan	ZeroSpan
RBW	500.000 kHz	~ 500.000 kHz
VBW	1.000 MHz	~ 1.500 MHz
SweepPoints	30001	~ 30001
SweepTime	31.600 s	31.600 s
Reference Level	-10.000 dBm	-10.000 dBm
Attenuation	0.000 dB	0.000 dB
Detector	MaxPeak	MaxPeak
SweepCount	1	1
Filter	Channel	Channel
Trace Mode	Clear Write	Clear Write
SweepType	Sweep	AUTO
Preamp	off	off
Trigger	External	External
Trigger Offset	0.000 s	0.000 s

OSP

Setting	Instrument Value	Target Value
Measurement Time	31.600 s	31.600 s
Tracepoints	31600000	31600000
Time resolution	1.000 µs	1.000 µs
Detector	RMS	RMS

FCC Part 47 §15.247 2400-2483.5 MHz 2017

Time of Channel Occupancy(2) (2441 MHz; 10.000 dBm; 1 MHz)

Test according to FCC title 47 part 15 §15.247(a), KDB 558074 D01 DTS Meas Guidance v04 and ANSI C63.10-2013

Result

DUT Frequency (MHz)	Result	Number of Hops	Average time of occupancy (ms)	Threshold (dBm)
2441.000000	PASS	159	264.250	-10.0

Periode

Min (ms)	Max (ms)	Mean (ms)
197.490	197.500	197.495

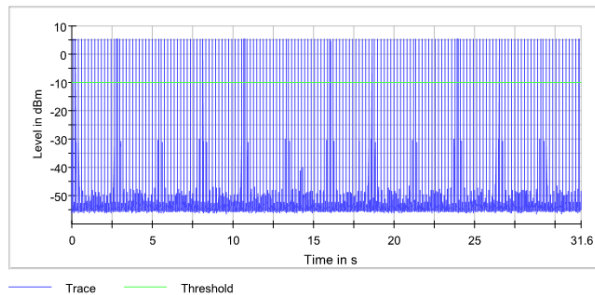
Transmit Time per Hop

Min (ms)	Max (ms)	Limit Max for Max (ms)	Limit Min for Max (ms)	Mean (ms)
1.650	1.660	400.000	0.000	1.652

DwellTime

Min (ms)	Max (ms)	Mean (ms)
1.650	1.660	1.652

Time of Channel Occupancy(2)



Measurement

Setting	Instrument Value	Target Value
Center Frequency	2.44100 GHz	2.44100 GHz
Span	ZeroSpan	ZeroSpan
RBW	500.000 kHz	~ 500.000 kHz
VBW	1.000 MHz	~ 1.500 MHz
SweepPoints	30001	~ 30001
SweepTime	31.600 s	31.600 s
Reference Level	-10.000 dBm	-10.000 dBm
Attenuation	0.000 dB	0.000 dB
Detector	MaxPeak	MaxPeak
SweepCount	1	1
Filter	Channel	Channel
Trace Mode	Clear Write	Clear Write
SweepType	Sweep	AUTO
Preamplifier	off	off
Trigger	External	External
Trigger Offset	0.000 s	0.000 s

OSP

Setting	Instrument Value	Target Value
Measurement Time	31.600 s	31.600 s
Tracepoints	31600000	31600000
Time resolution	1.000 µs	1.000 µs
Detector	RMS	RMS

FCC Part 47 §15.247 2400-2483.5 MHz 2017

Time of Channel Occupancy(3) (2441 MHz; 10.000 dBm; 1 MHz)

Test according to FCC title 47 part 15 §15.247(a), KDB 558074 D01 DTS Meas Guidance v04 and ANSI C63.10-2013

Result

DUT Frequency (MHz)	Result	Number of Hops	Average time of occupancy (ms)	Threshold (dBm)
2441.000000	PASS	106	310.240	-10.0

Periode

Min (ms)	Max (ms)	Mean (ms)
296.240	296.250	296.242

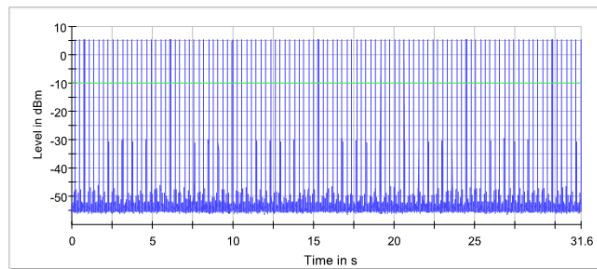
Transmit Time per Hop

Min (ms)	Max (ms)	Limit Max for Max (ms)	Limit Min for Max (ms)	Mean (ms)
2.890	2.900	400.000	0.000	2.899

DwellTime

Min (ms)	Max (ms)	Mean (ms)
2.890	2.900	2.899

Time of Channel Occupancy(3)



Trace Threshold

Measurement

Setting	Instrument Value	Target Value
Center Frequency	2.44100 GHz	2.44100 GHz
Span	ZeroSpan	ZeroSpan
RBW	500.000 kHz	~ 500.000 kHz
VBW	1.000 MHz	~ 1.500 MHz
SweepPoints	30001	~ 30001
SweepTime	31.600 s	31.600 s
Reference Level	-10.000 dBm	-10.000 dBm
Attenuation	0.000 dB	0.000 dB
Detector	MaxPeak	MaxPeak
SweepCount	1	1
Filter	Channel	Channel
Trace Mode	Clear Write	Clear Write
SweepType	Sweep	AUTO
Preamp	off	off
Trigger	External	External
Trigger Offset	0.000 s	0.000 s

OSP

Setting	Instrument Value	Target Value
Measurement Time	31.600 s	31.600 s
Tracepoints	31600000	31600000
Time resolution	1.000 µs	1.000 µs
Detector	RMS	RMS

EDR mode (8DPSK)

FCC Part 47 §15.247 2400-2483.5 MHz 2017

Time of Channel Occupancy (2441 MHz; 10.000 dBm; 1 MHz)

Test according to FCC title 47 part 15 §15.247(a), KDB 558074 D01 DTS Meas Guidance v04 and ANSI C63.10-2013

Result

DUT Frequency (MHz)	Result	Number of Hops	Average time of occupancy (ms)	Threshold (dBm)
2441.000000	PASS	319	129.640	-10.0

Periode

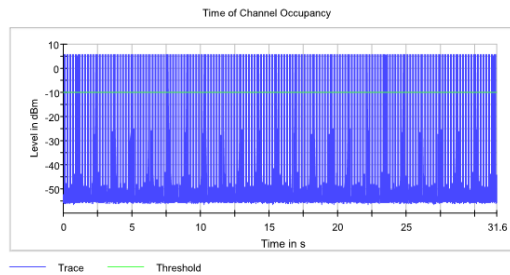
Min (ms)	Max (ms)	Mean (ms)
98.740	98.750	98.747

Transmit Time per Hop

Min (ms)	Max (ms)	Limit Max for Max (ms)	Limit Min for Max (ms)	Mean (ms)
0.38	0.41	400.000	0.000	0.405

DwellTime

Min (ms)	Max (ms)	Mean (ms)
0.39	0.41	0.405



Measurement

Setting	Instrument Value	Target Value
Center Frequency	2.44100 GHz	2.44100 GHz
Span	ZeroSpan	ZeroSpan
RBW	500.000 kHz	~ 500.000 kHz
VBW	1.000 MHz	~ 1.500 MHz
SweepPoints	30001	~ 30001
SweepTime	31.600 s	31.600 s
Reference Level	-10.000 dBm	-10.000 dBm
Attenuation	0.000 dB	0.000 dB
Detector	MaxPeak	MaxPeak
SweepCount	1	1
Filter	Channel	Channel
Trace Mode	Clear Write	Clear Write
SweepType	Sweep	AUTO
Preamp	off	off
Trigger	External	External
Trigger Offset	0.000 s	0.000 s

OSP

Setting	Instrument Value	Target Value
Measurement Time	31.600 s	31.600 s
Tracepoints	31600000	31600000
Time resolution	1.000 µs	1.000 µs
Detector	RMS	RMS

FCC Part 47 §15.247 2400-2483.5 MHz 2017

Time of Channel Occupancy(2) (2441 MHz; 10.000 dBm; 1 MHz)

Test according to FCC title 47 part 15 §15.247(a), KDB 558074 D01 DTS Meas Guidance v04 and ANSI C63.10-2013

Result

DUT Frequency (MHz)	Result	Number of Hops	Average time of occupancy (ms)	Threshold (dBm)
2441.000000	PASS	159	264.680	-10.0

Periode

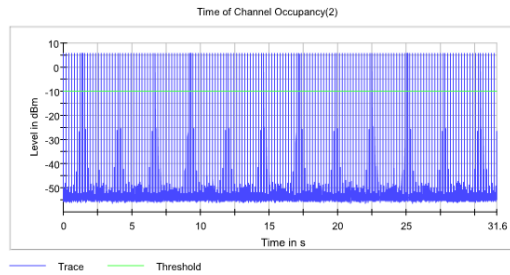
Min (ms)	Max (ms)	Mean (ms)
197.490	197.500	197.495

Transmit Time per Hop

Min (ms)	Max (ms)	Limit Max for Max (ms)	Limit Min for Max (ms)	Mean (ms)
1.640	1.660	400.000	0.000	1.654

DwellTime

Min (ms)	Max (ms)	Mean (ms)
1.640	1.660	1.655



Measurement

Setting	Instrument Value	Target Value
Center Frequency	2.44100 GHz	2.44100 GHz
Span	ZeroSpan	ZeroSpan
RBW	500.000 kHz	~ 500.000 kHz
VBW	1.000 MHz	~ 1.500 MHz
SweepPoints	30001	~ 30001
SweepTime	31.600 s	31.600 s
Reference Level	-10.000 dBm	-10.000 dBm
Attenuation	0.000 dB	0.000 dB
Detector	MaxPeak	MaxPeak
SweepCount	1	1
Filter	Channel	Channel
Trace Mode	Clear Write	Clear Write
SweepType	Sweep	AUTO
Preamp	off	off
Trigger	External	External
Trigger Offset	0.000 s	0.000 s

OSP

Setting	Instrument Value	Target Value
Measurement Time	31.600 s	31.600 s
Tracepoints	31600000	31600000
Time resolution	1.000 µs	1.000 µs
Detector	RMS	RMS

FCC Part 47 §15.247 2400-2483.5 MHz 2017

Time of Channel Occupancy(3) (2441 MHz; 10.000 dBm; 1 MHz)

Test according to FCC title 47 part 15 §15.247(a), KDB 558074 D01 DTS Meas Guidance v04 and ANSI C63.10-2013

Result

DUT Frequency (MHz)	Result	Number of Hops	Average time of occupancy (ms)	Threshold (dBm)
2441.000000	PASS	105	307.990	-10.0

Periode

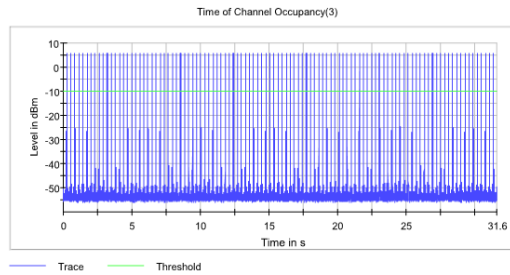
Min (ms)	Max (ms)	Mean (ms)
296.240	296.250	296.242

Transmit Time per Hop

Min (ms)	Max (ms)	Limit Max for Max (ms)	Limit Min for Max (ms)	Mean (ms)
2.890	2.910	400.000	0.000	2.906

DwellTime

Min (ms)	Max (ms)	Mean (ms)
2.900	2.910	2.906



Measurement

Setting	Instrument Value	Target Value
Center Frequency	2.44100 GHz	2.44100 GHz
Span	ZeroSpan	ZeroSpan
RBW	500.000 kHz	~ 500.000 kHz
VBW	1.000 MHz	~ 1.500 MHz
SweepPoints	30001	~ 30001
SweepTime	31.600 s	31.600 s
Reference Level	-10.000 dBm	-10.000 dBm
Attenuation	0.000 dB	0.000 dB
Detector	MaxPeak	MaxPeak
SweepCount	1	1
Filter	Channel	Channel
Trace Mode	Clear Write	Clear Write
SweepType	Sweep	AUTO
Preamp	off	off
Trigger	External	External
Trigger Offset	0.000 s	0.000 s

OSP

Setting	Instrument Value	Target Value
Measurement Time	31.600 s	31.600 s
Tracepoints	31600000	31600000
Time resolution	1.000 µs	1.000 µs
Detector	RMS	RMS

Appendix B.6: Test Results of Conducted Spurious Emissions Measured in 100 kHz Bandwidth

BR mode (GFSK)

Low Channel

