

PCTEST ENGINEERING LABORATORY, INC.

DUT: OQO Model 02; Type: Computer with Dual Band Modem Card; Serial: 0x5B290003

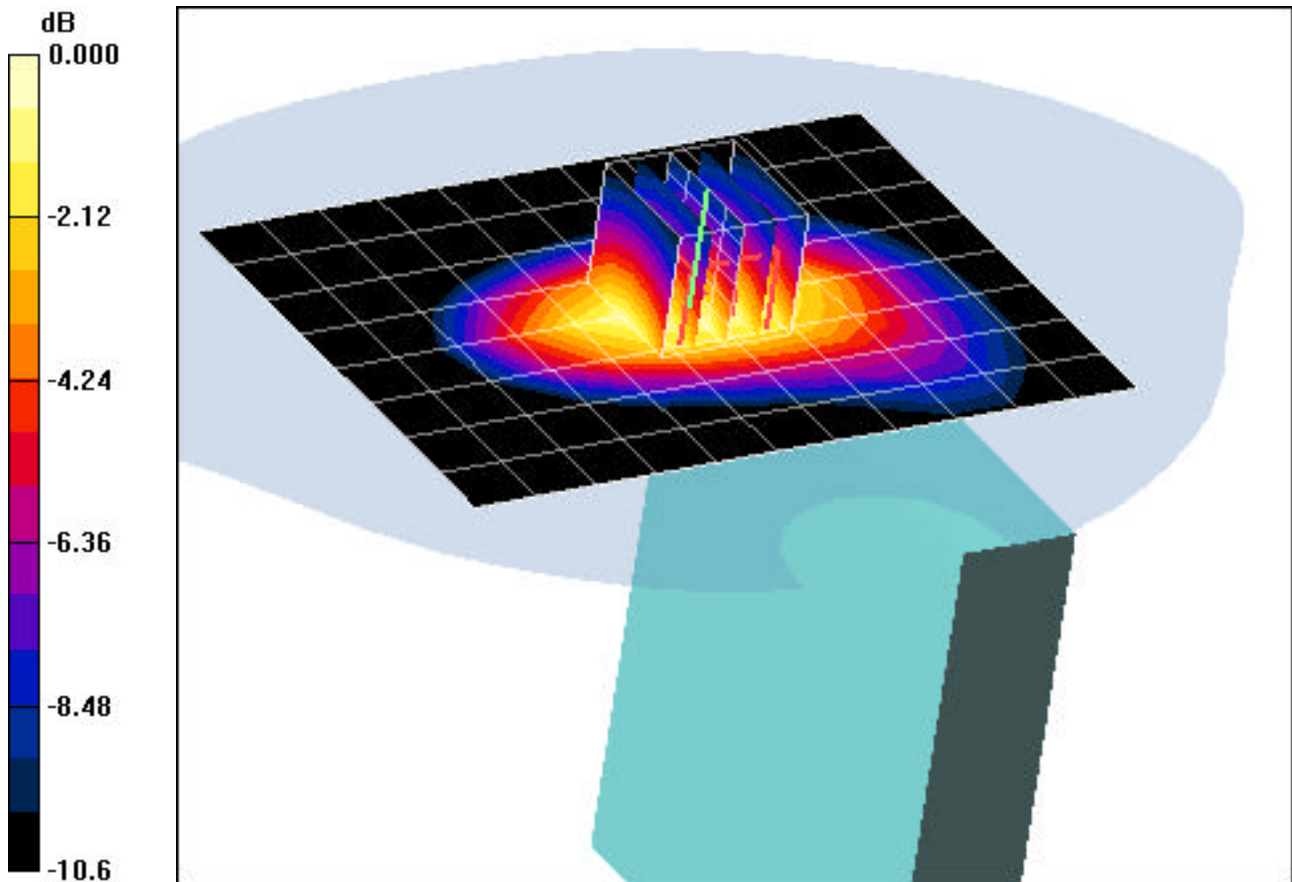
Communication System: Cellular CDMA; Frequency: 848.31 MHz; Duty Cycle: 1:1
Medium: 835 Muscle ($\sigma = 0.97$ mho/m, $\epsilon_r = 53.71$, $\rho = 1000$ kg/m³)
Phantom section: Flat Section; Bystander Position; Space: 1.5 cm

Test Date: 11-06-2006; Ambient Temp: 23.2°C; Tissue Temp: 21.8°C

Probe: EX3DV4 - SN3550; ConvF(7.56, 7.56, 7.56); Calibrated: 1/18/2006
Sensor-Surface: 3mm (Mechanical Surface Detection)
Electronics: DAE4 Sn665; Calibrated: 9/4/2006
Phantom: SAM with CRP; Type: SAM; Serial: TP1375
Measurement SW: DASY4, V4.7 Build 44; Postprocessing SW: SEMCAD, V1.8 Build 171

Mode: CDMA EvDO FTAP, Bystander position, Keyboard open, High Ch.

Area Scan (9x12x1): Measurement grid: dx=15mm, dy=15mm
Zoom Scan (5x5x7)/Cube 0: Measurement grid: dx=8mm, dy=8mm, dz=5mm
Reference Value = 7.73 V/m
Peak SAR (extrapolated) = 1.31 W/kg
SAR(1 g) = 0.883 mW/g; SAR(10 g) = 0.585 mW/g



0 dB = 1.02mW/g

PCTEST ENGINEERING LABORATORY, INC.

DUT: OQO Model 02; Type: Computer with Dual Band Modem Card; Serial: 0x5B290003

Communication System: PCS CDMA; Frequency: 1908.75 MHz; Duty Cycle: 1:1

Medium: 1900 Muscle ($\sigma = 1.58$ mho/m, $\epsilon_r = 54.70$, $\rho = 1000$ kg/m³)

Phantom section: Flat Section; Bystander Position; Space: 1.5 cm

Test Date: 11-06-2006; Ambient Temp: 23.5°C; Tissue Temp: 21.8°C

Probe: EX3DV4 - SN3550; ConvF(6.3, 6.3, 6.3); Calibrated: 1/18/2006

Sensor-Surface: 3mm (Mechanical Surface Detection)

Electronics: DAE4 Sn665; Calibrated: 9/4/2006

Phantom: SAM with CRP; Type: SAM; Serial: TP1375

Measurement SW: DASY4, V4.7 Build 44; Postprocessing SW: SEMCAD, V1.8 Build 171

Mode: PCS EvDO FTAP, Bystander position, Keyboard open, High Ch.

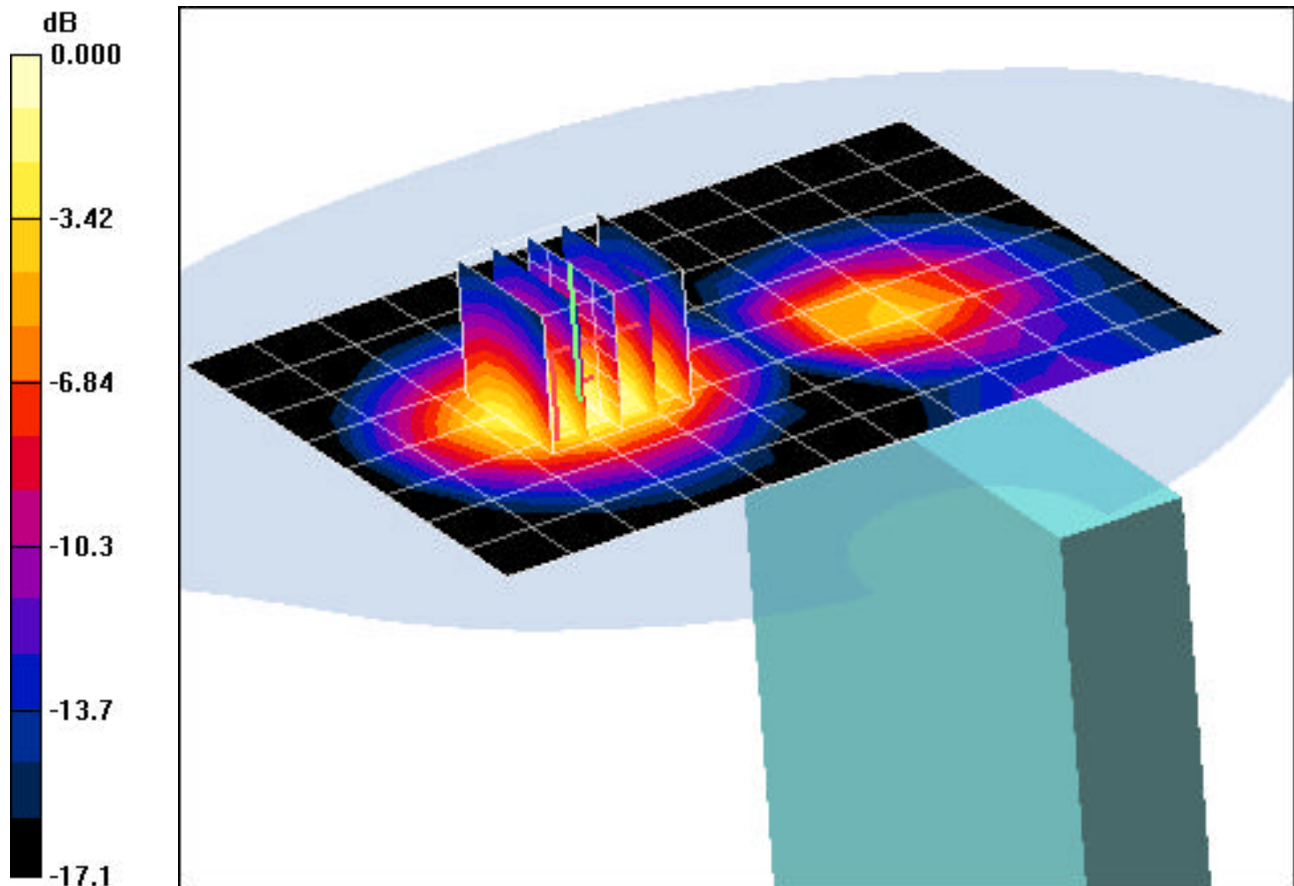
Area Scan (9x12x1): Measurement grid: dx=15mm, dy=15mm

Zoom Scan (5x5x7)/Cube 0: Measurement grid: dx=8mm, dy=8mm, dz=5mm

Reference Value = 8.15 V/m

Peak SAR (extrapolated) = 1.87 W/kg

SAR(1 g) = 1.17 mW/g; SAR(10 g) = 0.660 mW/g



0 dB = 1.42mW/g

PCTEST ENGINEERING LABORATORY, INC.

DUT: OQO Model 02; Type: Computer with Dual Band Modem Card; Serial: 0x5B290003

Communication System: Cellular CDMA; Frequency: 836.52 MHz; Duty Cycle: 1:1

Medium: 835 Muscle ($\sigma = 0.97$ mho/m, $\epsilon_r = 53.71$, $\rho = 1000$ kg/m³)

Phantom section: Flat Section; Laptop Position; Space: 0.0 cm

Test Date: 11-07-2006; Ambient Temp: 23.6 C Tissue Temp: 21.8 C

Probe: EX3DV4 - SN3550; ConvF(7.56, 7.56, 7.56); Calibrated: 1/18/2006

Sensor-Surface: 3mm (Mechanical Surface Detection)

Electronics: DAE4 Sn665; Calibrated: 9/4/2006

Phantom: SAM with CRP; Type: SAM; Serial: TP1375

Measurement SW: DASY4, V4.7 Build 44; Postprocessing SW: SEMCAD, V1.8 Build 171

Mode: CDMA EvDO FTAP, Laptop position, Ant. 60 deg, Keyboard open, Mid Ch.

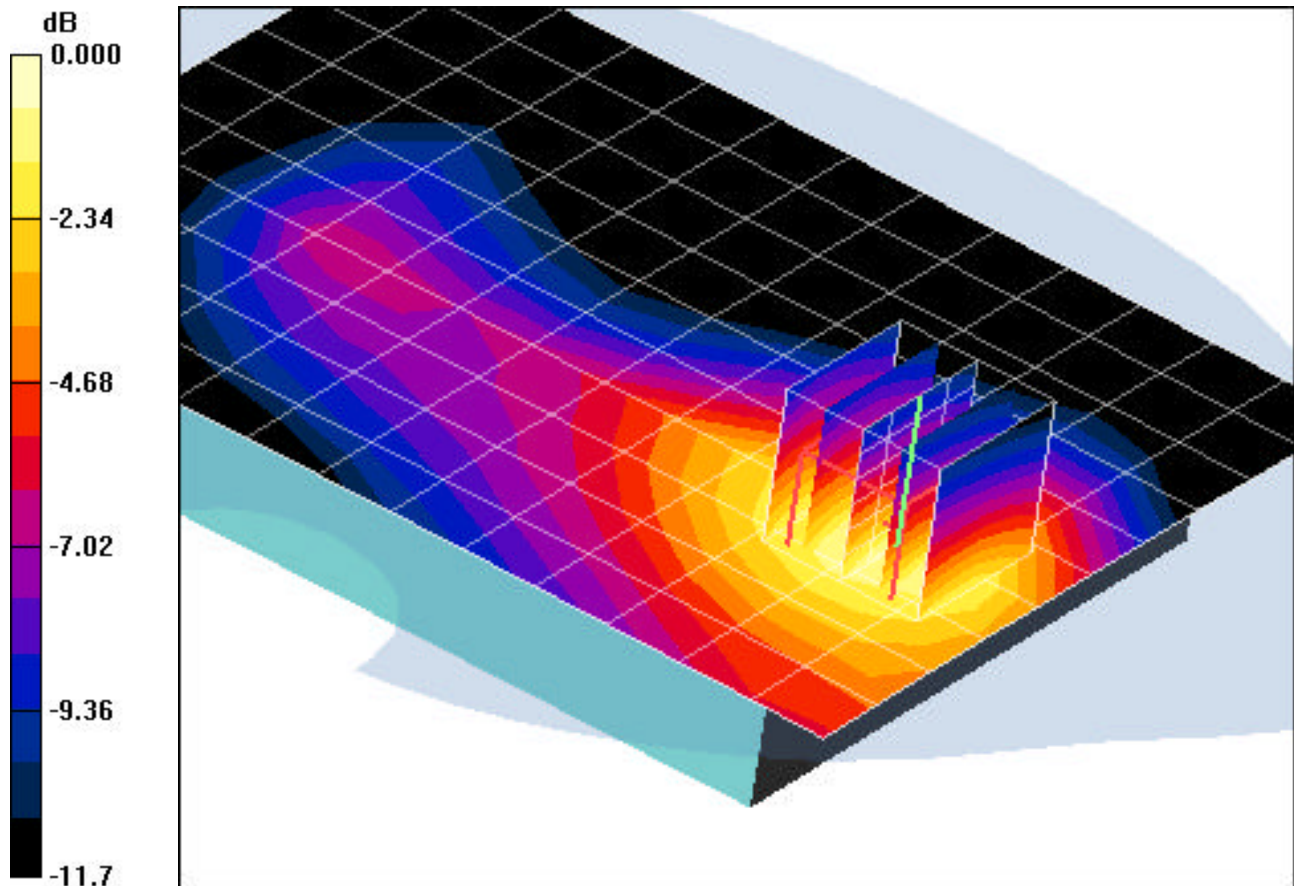
Area Scan (11x14x1): Measurement grid: dx=15mm, dy=15mm

Zoom Scan (5x5x7)/Cube 0: Measurement grid: dx=8mm, dy=8mm, dz=5mm

Reference Value = 7.92 V/m

Peak SAR (extrapolated) = 0.511 W/kg

SAR(1 g) = 0.307 mW/g; SAR(10 g) = 0.198 mW/g



0 dB = 0.371mW/g

PCTEST ENGINEERING LABORATORY, INC.

DUT: OQO Model 02; Type: Computer with Dual Band Modem Card; Serial: 0x5B290003

Communication System: PCS CDMA; Frequency: 1880 MHz; Duty Cycle: 1:1

Medium: 1900 Muscle ($\sigma = 1.58$ mho/m, $\epsilon_r = 54.70$, $\rho = 1000$ kg/m³)

Phantom section: Flat Section; Laptop Position; Space: 0.0 cm

Test Date: 11-07-2006; Ambient Temp: 22.9 C Tissue Temp: 21.5 C

Probe: EX3DV4 - SN3550; ConvF(6.3, 6.3, 6.3); Calibrated: 1/18/2006

Sensor-Surface: 3mm (Mechanical Surface Detection)

Electronics: DAE4 Sn665; Calibrated: 9/4/2006

Phantom: SAM with CRP; Type: SAM; Serial: TP1375

Measurement SW: DASY4, V4.7 Build 44; Postprocessing SW: SEMCAD, V1.8 Build 171

Mode: PCS EvDO FTAP, Laptop position, Ant. 60 deg, Keyboard open, Mid Ch.

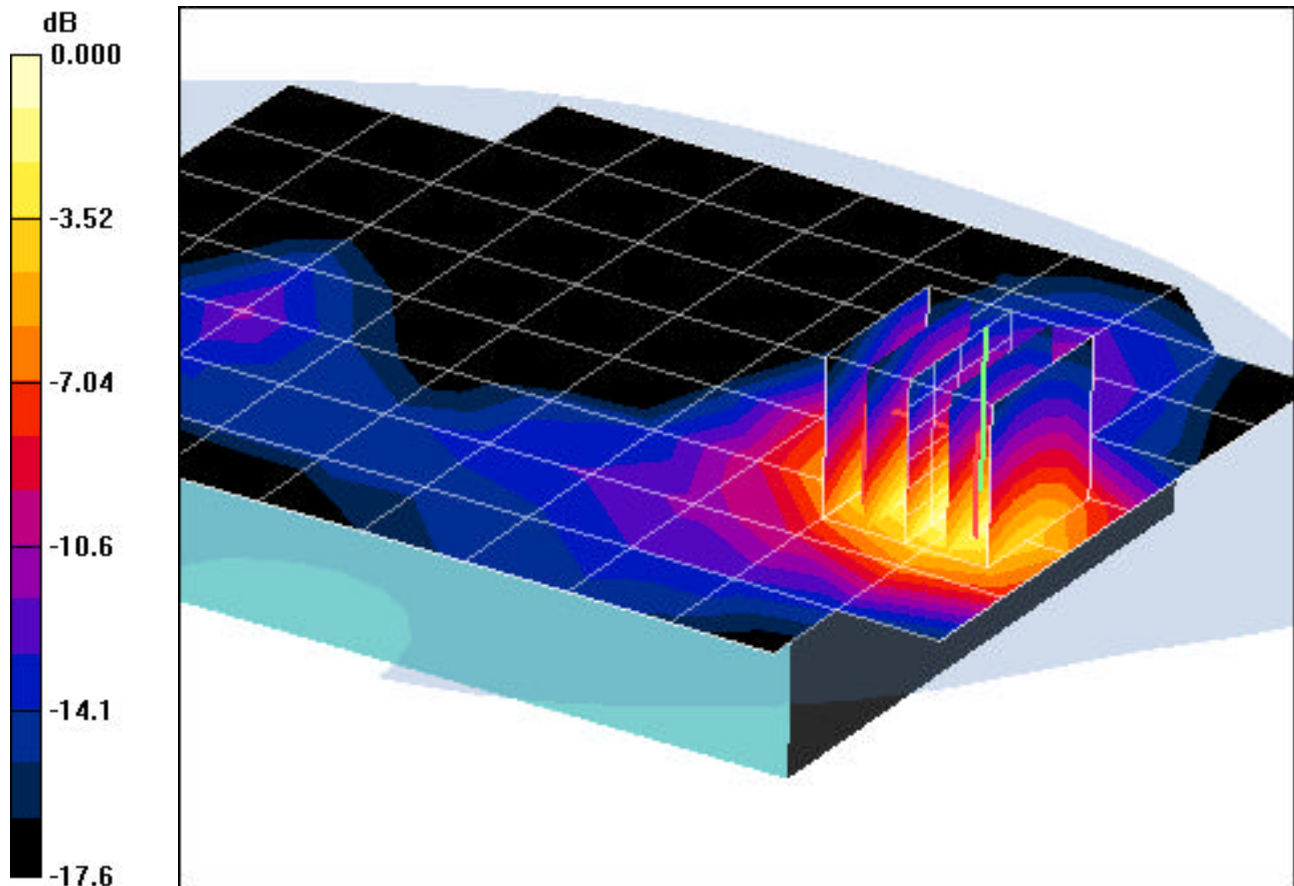
Area Scan (9x11x1): Measurement grid: dx=20mm, dy=20mm

Zoom Scan (5x5x7)/Cube 0: Measurement grid: dx=8mm, dy=8mm, dz=5mm

Reference Value = 2.59 V/m

Peak SAR (extrapolated) = 0.710 W/kg

SAR(1 g) = 0.419 mW/g; SAR(10 g) = 0.225 mW/g



0 dB = 0.496mW/g

PCTEST ENGINEERING LABORATORY, INC.

DUT: OQO Model 02; Type: Computer with Dual Band Modem Card; Serial: 0x5B290003

Communication System: Cellular CDMA; Frequency: 836.52 MHz; Duty Cycle: 1:1

Medium: 835 Muscle ($\sigma = 0.97$ mho/m, $\epsilon_r = 53.71$, $\rho = 1000$ kg/m³)

Phantom section: Flat Section; Laptop Position; Space: 0.0 cm

Test Date: 11-07-2006; Ambient Temp: 23.6 C Tissue Temp: 21.8 C

Probe: EX3DV4 - SN3550; ConvF(7.56, 7.56, 7.56); Calibrated: 1/18/2006

Sensor-Surface: 3mm (Mechanical Surface Detection)

Electronics: DAE4 Sn665; Calibrated: 9/4/2006

Phantom: SAM with CRP; Type: SAM; Serial: TP1375

Measurement SW: DASY4, V4.7 Build 44; Postprocessing SW: SEMCAD, V1.8 Build 171

Mode: CDMA EvDO FTAP, Laptop position, Ant. 90 deg, KBD open, Mid Ch, w/ DeskDock

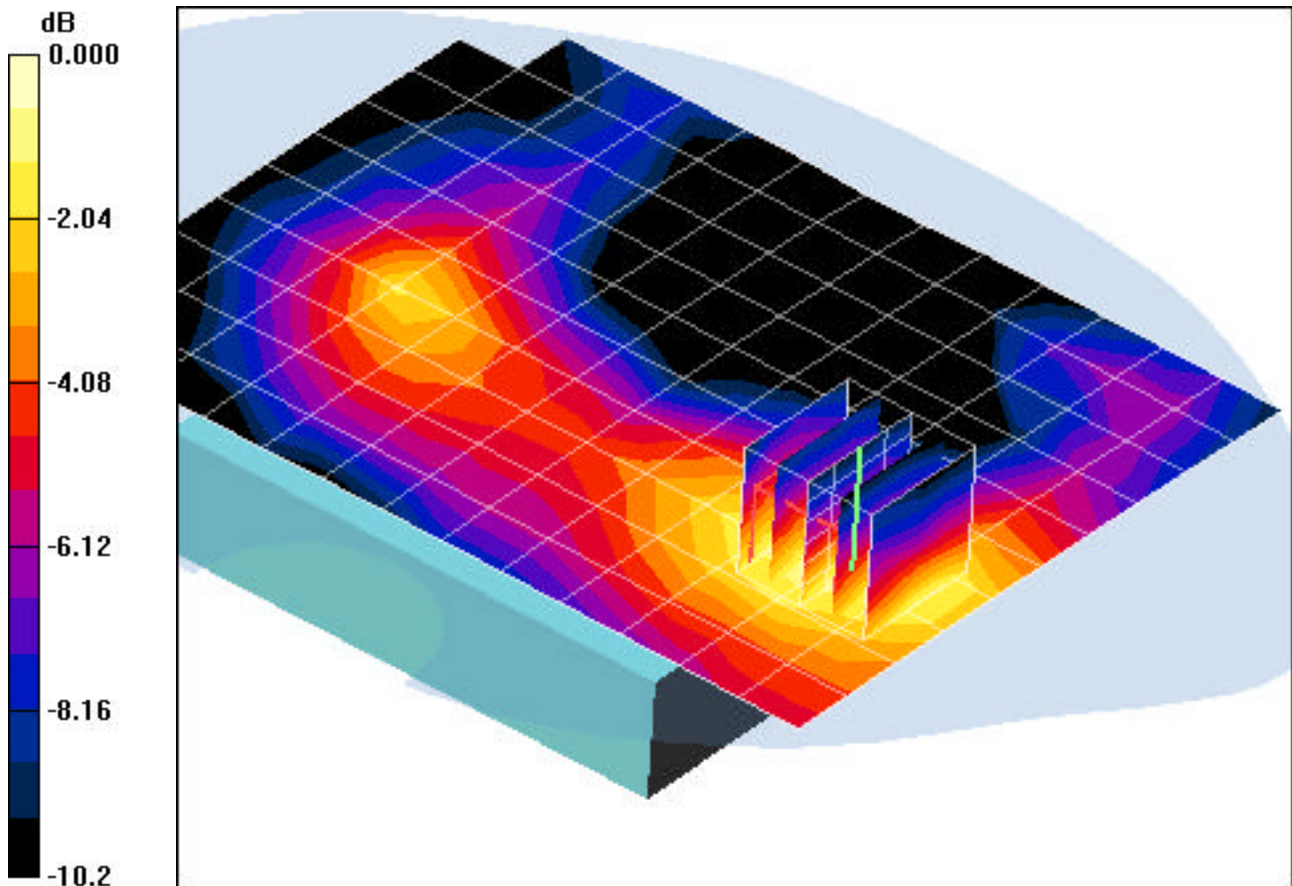
Area Scan (11x14x1): Measurement grid: dx=15mm, dy=15mm

Zoom Scan (5x5x7)/Cube 0: Measurement grid: dx=8mm, dy=8mm, dz=5mm

Reference Value = 2.50 V/m

Peak SAR (extrapolated) = 0.056 W/kg

SAR(1 g) = 0.033 mW/g; SAR(10 g) = 0.022 mW/g



0 dB = 0.039mW/g

PCTEST ENGINEERING LABORATORY, INC.

DUT: OQO Model 02; Type: Computer with Dual Band Modem Card; Serial: 0x5B290003

Communication System: PCS CDMA; Frequency: 1880 MHz; Duty Cycle: 1:1

Medium: 1900 Muscle ($\sigma = 1.58$ mho/m, $\epsilon_r = 54.70$, $\rho = 1000$ kg/m³)

Phantom section: Flat Section; Laptop Position; Space: 0.0 cm

Test Date: 11-07-2006; Ambient Temp: 22.9 C Tissue Temp: 21.5 C

Probe: EX3DV4 - SN3550; ConvF(6.3, 6.3, 6.3); Calibrated: 1/18/2006

Sensor-Surface: 3mm (Mechanical Surface Detection)

Electronics: DAE4 Sn665; Calibrated: 9/4/2006

Phantom: SAM with CRP; Type: SAM; Serial: TP1375

Measurement SW: DASY4, V4.7 Build 44; Postprocessing SW: SEMCAD, V1.8 Build 171

Mode: PCS EvDO FTAP, Laptop position, Ant. 90 deg, KBD open, Mid Ch, w/ DeskDock

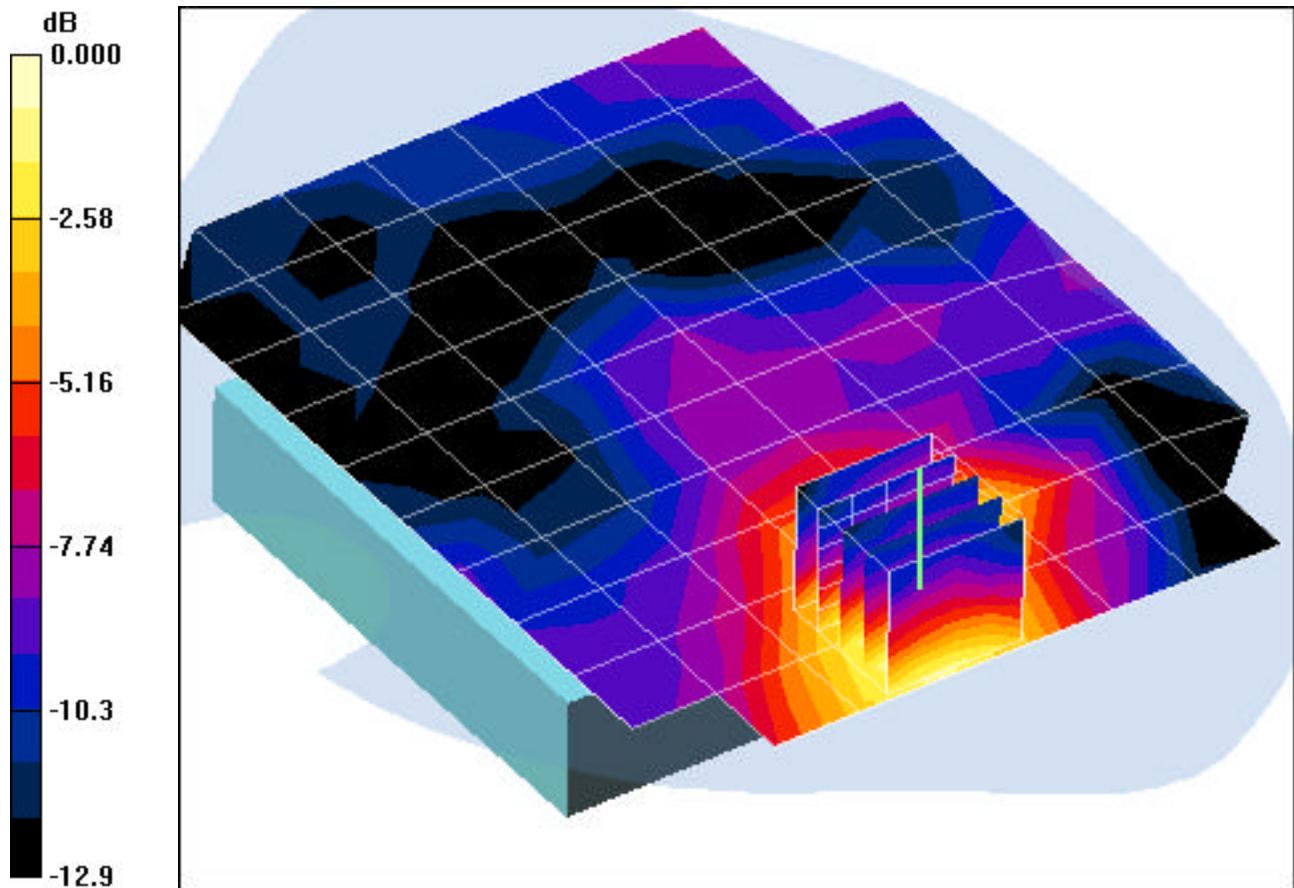
Area Scan (9x11x1): Measurement grid: dx=20mm, dy=20mm

Zoom Scan 2 (5x5x7)/Cube 0: Measurement grid: dx=8mm, dy=8mm, dz=5mm

Reference Value = 2.55 V/m

Peak SAR (extrapolated) = 0.085 W/kg

SAR(1 g) = 0.057 mW/g; SAR(10 g) = 0.036 mW/g



0 dB = 0.066mW/g