

ISTATION

2012 Delux

Apple, iPhone, iPad are trademarks of Apple. All other trademarks are the property of their respective owners. Other brand and product names involved in the text refer to the organizations who own the brand and its products. This paper will provide information as correct as possible. Illustrations in this document may be different from real products. Demo and design sketch is for reference only. For product appearance (including but not limited to its color), please refer to the real object. Owing to lack of space, information here (including but not limited to size and function specification) may be incomplete, please refer to the user manual for more details. We reserve the right to modify the design and specifications without notice in advance.

FCC Statement

This equipment has been tested and found to comply with the limits for a Class B digital device, pursuant to part 15 of the FCC Rules. These limits are designed to provide reasonable protection against harmful interference in a residential installation. This equipment generates uses and can radiate radio frequency energy and, if not installed and used in accordance with the instructions, may cause harmful interference to radio communications. However, there is no guarantee that interference will not occur in a particular installation. If this equipment does cause harmful interference to radio or television reception, which can be determined by turning the equipment off and on, the user is encouraged to try to correct the interference by one or more of the following measures:
 —Reorient or relocate the receiving antenna.
 —Increase the separation between the equipment and receiver.
 —Connect the equipment into an outlet on a circuit different from that to which the receiver is connected.
 —Consult the dealer or an experienced radio/TV technician for help.

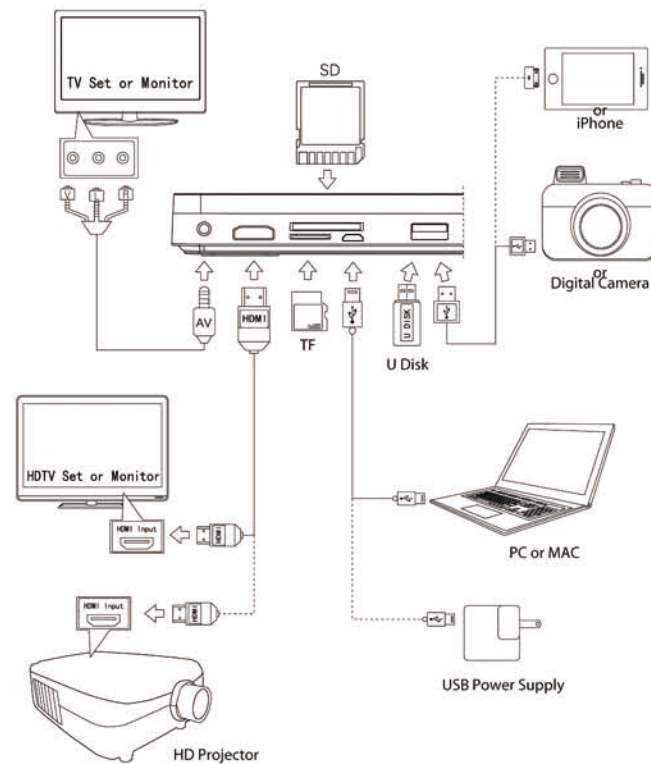
FCC Radiation Exposure Statement

This device complies with FCC radiation exposure limits set forth for an uncontrolled environment and it also complies with Part 15 of the FCC RF Rules.

Operation is subject to the following two conditions:
 (1) this device may not cause harmful interference, and
 (2) this device must accept any interference received, including interference that may cause undesired operation.

Caution!
 The manufacturer is not responsible for any radio or TV interference caused by unauthorized modifications to this equipment. Such modifications could void the user authority to operate the equipment.

4. Multimedia interface

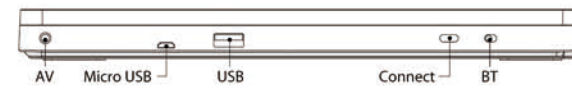


5. Configurations

- Basic Bluetooth keyboard only, Micro USB cable used for charging.



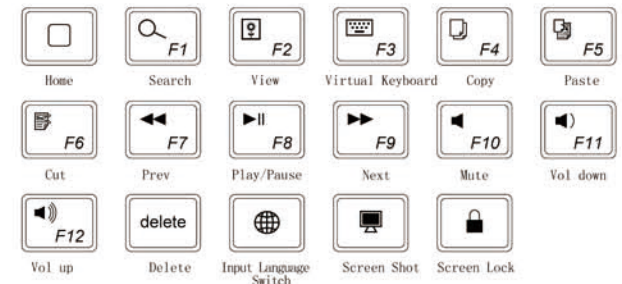
- Standard



- Advanced



Shortcut Keys



DELUX

ISTATION

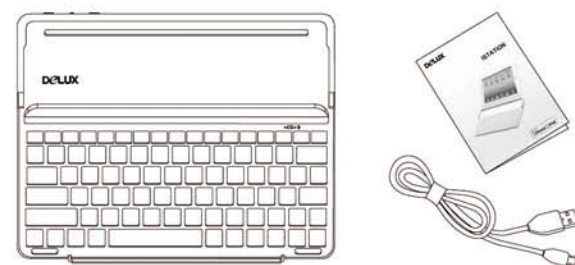


Made for iPhone iPad

FAQ

- USB flash disk can not be identified?
iStation supports USB flash disk and Mobile HDD only recognized by Apple. Some storage device can not be identified due to exceed high-power. We suggest using high-quality USB storage device.
- Rear cover can not be installed?
Please follow the instruction in the rear cover, a more detailed introduction can be found in Page 4.
- Photos can not be read?
A folder named 'DCIM' need to be built up in the storage device first, then can be read.
- SD card and TF card can not work at the same time?
SD card is set priority. When SD card and TF card were input at the same time, SD input only.
- Desktop can not show in iPad when HDMI connected with LCD?
iPad and iPhone can not show the desktop when connecting via HDMI due to Apple its own rule.
- Files in iPad can not be output via iStation?
Files in iPad can not be output via iStation due to Apple its own rule.
- HDMI and AV can not work at the same time?
AV is set priority. When HDMI and AV were input at the same time, AV output only.

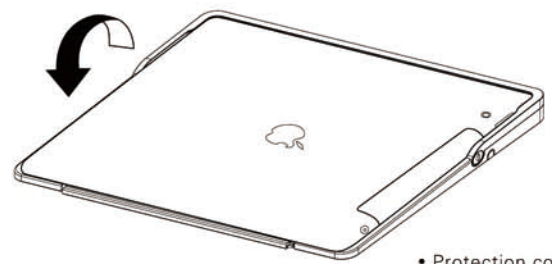
Packing Content



1. In concert with iPad



• Stock for iPad



• Protection cover for iPad

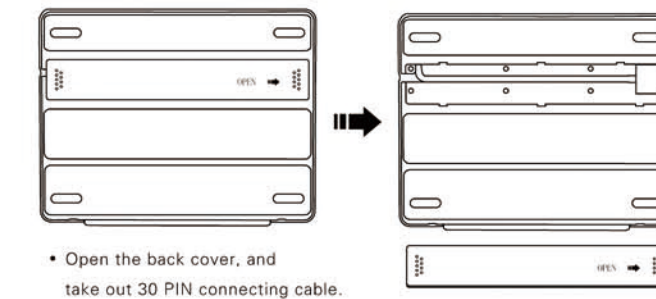
2. Build up Bluetooth Connection



Steps

- Turn on Bluetooth in the paired device
- Turn the switch at the back of iStation to ON, blue light for Bluetooth will flash for 3 seconds at this time.
- Press CONNECT button at the back. 'Setting--General-Bluetooth--Device' device will pop out the name of the paired device. Click the device named 'DeluxPK01 Bluetooth Keyboard'
- On the next pop-up, input the connect code as request, and click ENTER for confirmation.
- Check connected or not at the back of the device named 'DeluxPK01 Bluetooth Keyboard'.

3. Build up Multimedia connection



- Open the back cover, and take out 30 PIN connecting cable.



Remarks:

- Terms like 'AV Suite (HDMI+AV)' or 'Digital Camera Companion' appear on the menu 'Setting-General>About', means correct connection
- Please embed the box cover, direction of arrow in accord with the head of HDMI, to ensure effective installation, thus damages can be avoided.

150g 书写纸

DELUX 多彩科技	型号	PK01H 说明书
	规格	135x100mm
	料号	R3.4.0MPK0106001C

设计:

核准:

会签:

审核: