



Shenzhen EBO Technology Co., Ltd.

1-4F, Huafeng Science Park, Xin'an Sixth Road, 82th District, Bao'an,
Shenzhen, China.
Telephone: +86-755-29451282,
Fax: +86-755-22639141

Report No.: FCC13-RTE052902
Page 1 of 19

TEST REPORT

Applicant: Shenzhen Delux Industry Co., Ltd.
Address of Applicant: Delux Industry Park, Lanzhu Street New Pingshan District,
Shenzhen City, Guangdong Province, China

Equipment Under Test (EUT)

Product Name: WIFI iData
Model No.: iU-01W
Trade mark: DELUX
FCC ID: SGPIU01W01
Applicable standards: FCC CFR Title 47 Part 15 Subpart B:2012
Date of sample receipt: May 17, 2013
Date of Test: May 17-28, 2013
Date of report issued: May 29, 2013
Test Result : PASS *

* In the configuration tested, the EUT complied with the standards specified above.

Authorized Signature:

Kavin Yu
Laboratory Manager

This report details the results of the testing carried out on one sample. The results contained in this test report do not relate to other samples of the same product and does not permit the use of the EBO product certification mark. The manufacturer should ensure that all products in series production are in conformity with the product sample detailed in this report.

This report may only be reproduced and distributed in full. If the product in this report is used in any configuration other than that detailed in the report, the manufacturer must ensure the new system complies with all relevant standards. Any mention of EBO International Electrical Approvals or testing done by EBO International Electrical Approvals in connection with, distribution or use of the product described in this report must be approved by EBO International Electrical Approvals in writing.

This document cannot be reproduced except in full, without prior written approval of the Company. Any unauthorized alteration, forgery or falsification of the content or appearance of this document is unlawful and offenders may be prosecuted to the fullest extent of the law. Unless otherwise stated the results shown in this test report refer only to the sample(s) tested and such sample(s) are retained for 90 days only."



2 Version

Version No.	Date	Description
00	May 29, 2013	Original

Prepared by:

Hank. Yan

Date:

May 29, 2013

Project Engineer

Reviewed by:

Hans. Hu

Date:

May 29, 2013

Reviewer



3 Contents

	Page
1 COVER PAGE	1
2 VERSION	2
3 CONTENTS	3
4 TEST SUMMARY	4
5 GENERAL INFORMATION	5
5.1 CLIENT INFORMATION	5
5.2 GENERAL DESCRIPTION OF EUT	5
5.3 TEST MODE AND VOLTAGE	5
5.4 TEST FACILITY	6
5.5 TEST LOCATION	6
5.6 DESCRIPTION OF SUPPORT UNITS	7
5.7 DEVIATION FROM STANDARDS	7
5.8 ABNORMALITIES FROM STANDARD CONDITIONS	7
5.9 OTHER INFORMATION REQUESTED BY THE CUSTOMER	7
6 TEST INSTRUMENTS LIST	8
7 TEST RESULTS AND MEASUREMENT DATA	9
7.1 CONDUCTED EMISSIONS	9
7.2 RADIATED EMISSION	12
8 TEST SETUP PHOTO	18
9 EUT CONSTRUCTIONAL DETAILS	19

"This document is issued by the Company subject to its General Conditions of Service printed overleaf, available on request or accessible at <http://www.ebotek.cn> and, for electronic format documents, subject to Terms and Conditions for Electronic Documents at <http://www.ebotek.cn>. Attention is drawn to the limitation of liability, indemnification and jurisdiction issues defined therein. Any holder of this document is advised that information contained hereon reflects the Company's findings at the time of its intervention only and within the limits of Client's instructions, if any. The Company's sole responsibility is to its Client and this document does not exonerate parties to a transaction from exercising all their rights and obligations under the transaction documents. This document cannot be reproduced except in full, without prior written approval of the Company. Any unauthorized alteration, forgery or falsification of the content or appearance of this document is unlawful and offenders may be prosecuted to the fullest extent of the law. Unless otherwise stated the results shown in this test report refer only to the sample(s) tested and such sample(s) are retained for 90 days only."



4 Test Summary

Test Item	Section in CFR 47	Result
Conducted Emission	Part15.107	PASS
Radiated Emissions	Part15.109	PASS

PASS: The EUT complies with the essential requirements in the standard.



5 General Information

5.1 Client Information

Applicant:	Shenzhen Delux Industry Co., Ltd.
Address of Applicant:	Delux Industry Park, Lanzhu Street New Pingshan District, Shenzhen City, Guangdong Province, China
Manufacturer:	Shenzhen Delux Industry Co., Ltd.
Address of Manufacturer	Delux Industry Park, Lanzhu Street New Pingshan District, Shenzhen City, Guangdong Province, China

5.2 General Description of EUT

Product Name:	WIFI iData
Model No.:	iU-01W
Power supply:	DC 3.7V Li-ion Battery

5.3 Test mode and voltage

Test mode:	
PC mode	Keep the EUT in Data Transfer with PC mode.
Test voltage:	AC 120V/60Hz



5.4 Test Facility

The test facility is recognized, certified, or accredited by the following organizations:

- **CNAS —Registration No.: CNAS L5775**

CNAS has accredited Global United Technology Services Co., Ltd. to ISO/IEC 17025 General Requirements for the competence of testing and calibration laboratories (CNAS-CL01 Accreditation Criteria for the Competence of Testing and Calibration Laboratories) for the competence in the field of testing.

- **FCC —Registration No.: 600491**

Global United Technology Services Co., Ltd., Shenzhen EMC Laboratory has been registered and fully described in a report filed with the (FCC) Federal Communications Commission.

The acceptance letter from the FCC is maintained in out files. Registration 600491, July 20, 2010.

- **Industry Canada (IC)**

The 3m Semi-anechoic chamber of Global United Technology Services Co., Ltd. Has been Registered by Certification and Engineering Bureau of Industry Canada for radio equipment testing with Registration No.: 9079A-1.

5.5 Test Location

All tests were performed at:

Global United Technology Services Co., Ltd.

Address: 2nd Floor, Block No.2, Laodong Industrial Zone, Xixiang Road Baoan District, Shenzhen, China

Tel: 0755-27798480

Fax: 0755-27798960



5.6 Description of Support Units

Manufacturer	Description	Model	Serial Number	FCC ID/DoC
HP	Printer	CB495A	05257893	DoC
Lenovo	PC Host	M6900	EA05257893	DoC
DELL	MONITOR	E178FPC	N/A	DoC
DELL	KEYBOARD	SK-8115	N/A	DoC
DELL	MOUSE	MOC5UO	N/A	DoC

5.7 Deviation from Standards

Biconical, log.per. antenna and horn antenna were used instead of dipole antenna.
Semi-anechoic Chamber was used as alternation of open air test sites, and all test suites were performed with radiated method in it.

5.8 Abnormalities from Standard Conditions

None.

5.9 Other Information Requested by the Customer

None.



6 Test Instruments list

Radiated Emission:						
Item	Test Equipment	Manufacturer	Model No.	Inventory No.	Cal.Date (mm-dd-yy)	Cal.Due date (mm-dd-yy)
1	3m Semi- Anechoic Chamber	ZhongYu Electron	9.2(L)*6.2(W)* 6.4(H)	GTS250	Mar. 29 2013	Mar. 28 2015
2	Control Room	ZhongYu Electron	6.2(L)*2.5(W)* 2.4(H)	GTS251	N/A	N/A
3	EMI Test Receiver	Rohde & Schwarz	ESU26	GTS203	Jul. 03 2012	Jul. 02 2013
4	BiConiLog Antenna	SCHWARZBECK MESS-ELEKTRONIK	VULB9163	GTS214	Feb. 24 2013	Feb. 23 2014
5	Double -ridged waveguide horn	SCHWARZBECK MESS-ELEKTRONIK	9120D-829	GTS208	Mar. 09 2013	Mar. 08 2014
6	Amplifier(100kHz-3GHz)	HP	8347A	GTS204	Jul. 03 2012	Jul. 02 2013
7	Amplifier(2GHz-20GHz)	HP	8349B	GTS206	Jul. 03 2012	Jul. 02 2013
8	EMI Test Software	AUDIX	E3	N/A	N/A	N/A
9	Coaxial cable	GTS	N/A	GTS210	Jul. 03 2012	Jul. 02 2013
10	Coaxial Cable	GTS	N/A	GTS211	Jul. 03 2012	Jul. 02 2013
11	Thermo meter	KTJ	TA328	GTS256	Jul. 06 2012	Jul. 05 2013

Conducted Emission						
Item	Test Equipment	Manufacturer	Model No.	Inventory No.	Cal.Date (mm-dd-yy)	Cal.Due date (mm-dd-yy)
1	Shielding Room	ZhongYu Electron	7.0(L)x3.0(W)x3.0(H)	GTS252	Sep. 08 2011	Sep. 07 2013
2	EMI Test Receiver	Rohde & Schwarz	ESCS30	GTS223	Jul. 03 2012	Jul. 02 2013
3	10dB Pulse Limita	Rohde & Schwarz	N/A	GTS224	Jul. 03 2012	Jul. 02 2013
4	Coaxial Switch	ANRITSU CORP	MP59B	GTS225	Jul. 03 2012	Jul. 02 2013
5	LISN	SCHWARZBECK MESS-ELEKTRONIK	NSLK 8127	GTS226	Jul. 03 2012	Jul. 02 2013
6	Coaxial Cable	GTS	N/A	GTS227	Jul. 03 2012	Jul. 02 2013
7	EMI Test Software	AUDIX	E3	N/A	N/A	N/A
8	Thermo meter	KTJ	TA328	GTS233	Jul. 03 2012	Jul. 02 2013

General used equipment:						
Item	Test Equipment	Manufacturer	Model No.	Inventory No.	Cal.Date (dd-mm-yy)	Cal.Due date (dd-mm-yy)
1	Barometer	ChangChun	DYM3	GTS257	July 10 2012	July 09 2013

"This document is issued by the Company subject to its General Conditions of Service printed overleaf, available on request or accessible at <http://www.ebotek.cn> and, for electronic format documents, subject to Terms and Conditions for Electronic Documents at <http://www.ebotek.cn>. Attention is drawn to the limitation of liability, indemnification and jurisdiction issues defined therein. Any holder of this document is advised that information contained hereon reflects the Company's findings at the time of its intervention only and within the limits of Client's instructions, if any. The Company's sole responsibility is to its Client and this document does not exonerate parties to a transaction from exercising all their rights and obligations under the transaction documents. This document cannot be reproduced except in full, without prior written approval of the Company. Any unauthorized alteration, forgery or falsification of the content or appearance of this document is unlawful and offenders may be prosecuted to the fullest extent of the law. Unless otherwise stated the results shown in this test report refer only to the sample(s) tested and such sample(s) are retained for 90 days only."



7 Test Results and Measurement Data

7.1 Conducted Emissions

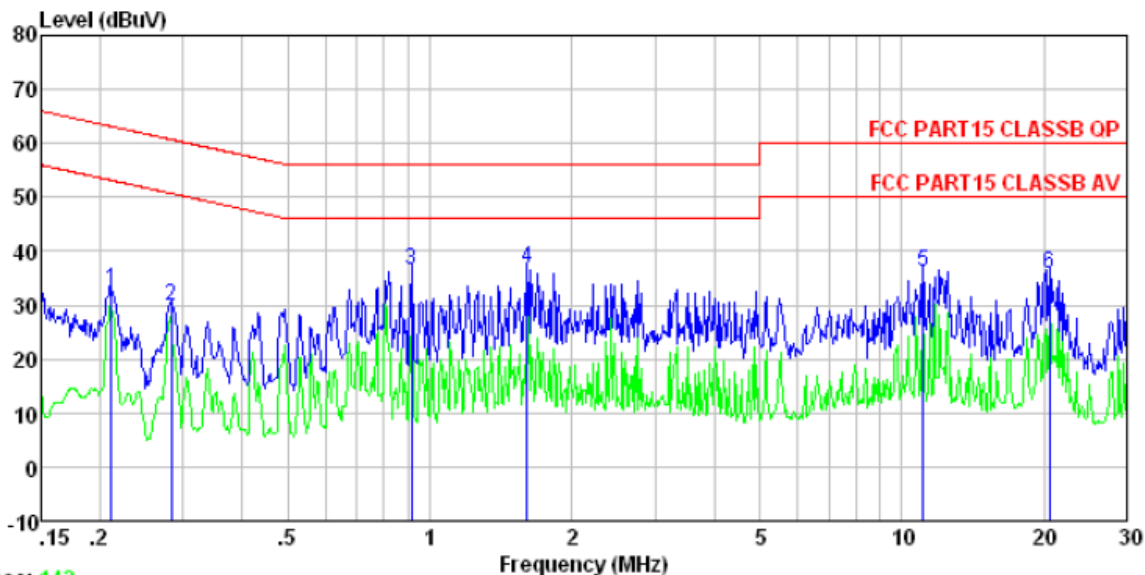
Test Requirement:	FCC Part15 B Section 15.107														
Test Method:	ANSI C63.4:2003														
Test Frequency Range:	150kHz to 30MHz														
Class / Severity:	Class B														
Receiver setup:	RBW=9kHz, VBW=30kHz														
Limit:	<table border="1"> <thead> <tr> <th rowspan="2">Frequency range (MHz)</th> <th colspan="2">Limit (dBμV)</th> </tr> <tr> <th>Quasi-peak</th> <th>Average</th> </tr> </thead> <tbody> <tr> <td>0.15-0.5</td> <td>66 to 56*</td> <td>56 to 46*</td> </tr> <tr> <td>0.5-5</td> <td>56</td> <td>46</td> </tr> <tr> <td>0.5-30</td> <td>60</td> <td>50</td> </tr> </tbody> </table>	Frequency range (MHz)	Limit (dBμV)		Quasi-peak	Average	0.15-0.5	66 to 56*	56 to 46*	0.5-5	56	46	0.5-30	60	50
Frequency range (MHz)	Limit (dBμV)														
	Quasi-peak	Average													
0.15-0.5	66 to 56*	56 to 46*													
0.5-5	56	46													
0.5-30	60	50													
Test procedure	The E.U.T and simulators are connected to the main power through a line impedance stabilization network(L.I.S.N.). The provide a 50ohm/50uH coupling impedance for the measuring equipment. The peripheral devices are also connected to the main power through a LISN that provides a 50ohm/50uH coupling impedance with 50ohm termination. (Please refers to the block diagram of the test setup and photographs). Both sides of A.C. line are checked for maximum conducted interference. In order to find the maximum emission, the relative positions of equipment and all of the interface cables must be changed according to ANSI C63.4: 2003 on conducted measurement.														
Test setup:	<p>Remark: E.U.T: Equipment Under Test LISN: Line Impedance Stabilization Network Test table height=0.8m</p>														
Test environment:	Temp.: 25 °C Humid.: 52% Press.: 1 012mbar														
Measurement Record:	Uncertainty: ± 3.45dB														
Test Instruments:	Refer to section 6 for details														
Test mode:	Refer to section 5.3 for details														
Test results:	Pass														

Measurement Data

"This document is issued by the Company subject to its General Conditions of Service printed overleaf, available on request or accessible at <http://www.ebotek.cn> and, for electronic format documents, subject to Terms and Conditions for Electronic Documents at <http://www.ebotek.cn>. Attention is drawn to the limitation of liability, indemnification and jurisdiction issues defined therein. Any holder of this document is advised that information contained hereon reflects the Company's findings at the time of its intervention only and within the limits of Client's instructions, if any. The Company's sole responsibility is to its Client and this document does not exonerate parties to a transaction from exercising all their rights and obligations under the transaction documents. This document cannot be reproduced except in full, without prior written approval of the Company. Any unauthorized alteration, forgery or falsification of the content or appearance of this document is unlawful and offenders may be prosecuted to the fullest extent of the law. Unless otherwise stated the results shown in this test report refer only to the sample(s) tested and such sample(s) are retained for 90 days only."



Line:



Trace: 142

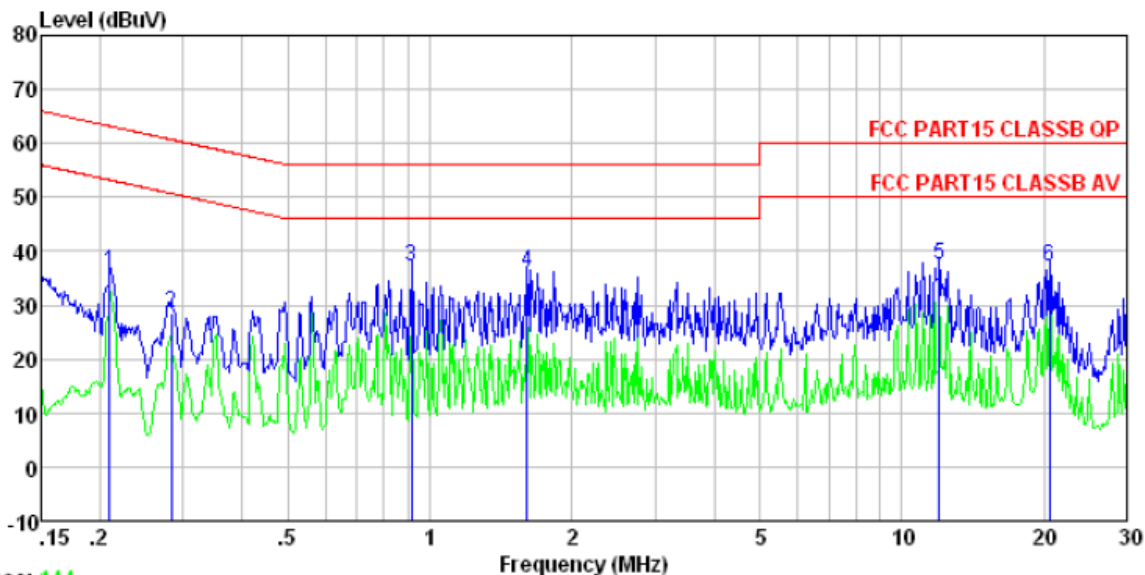
Condition : FCC PART15 CLASSB QP LISN-2012 LINE
Job No. : 0693RF
Test mode : PC mode
Test Engineer: Yang

	Freq	Read Level	LISN Factor	Cable Loss	Level	Limit Line	Over Limit	Remark
	MHz	dBuV	dB	dB	dBuV	dBuV	dB	
1	0.212	33.01	-0.23	0.10	32.88	63.14	-30.26	QP
2	0.283	29.85	-0.22	0.10	29.73	60.72	-30.99	QP
3	0.914	36.72	-0.21	0.10	36.61	56.00	-19.39	QP
4	1.610	36.96	-0.23	0.10	36.83	56.00	-19.17	QP
5	11.080	36.28	-0.43	0.20	36.05	60.00	-23.95	QP
6	20.594	36.27	-0.64	0.21	35.84	60.00	-24.16	QP

"This document is issued by the Company subject to its General Conditions of Service printed overleaf, available on request or accessible at <http://www.eботek.cn> and, for electronic format documents, subject to Terms and Conditions for Electronic Documents at <http://www.eботek.cn>. Attention is drawn to the limitation of liability, indemnification and jurisdiction issues defined therein. Any holder of this document is advised that information contained hereon reflects the Company's findings at the time of its intervention only and within the limits of Client's instructions, if any. The Company's sole responsibility is to its Client and this document does not exonerate parties to a transaction from exercising all their rights and obligations under the transaction documents. This document cannot be reproduced except in full, without prior written approval of the Company. Any unauthorized alteration, forgery or falsification of the content or appearance of this document is unlawful and offenders may be prosecuted to the fullest extent of the law. Unless otherwise stated the results shown in this test report refer only to the sample(s) tested and such sample(s) are retained for 90 days only."



Neutral:



Trace: 144

Condition : FCC PART15 CLASSB QP LISN-2012 NEUTRAL
 Job No. : 0693RF
 Test mode : PC mode
 Test Engineer: Yang

	Freq	Read Level	LISN Factor	Cable Loss	Level	Limit Line	Over Limit	Remark
	MHz	dBuV	dB	dB	dBuV	dBuV	dB	
1	0.209	36.19	-0.09	0.10	36.20	63.23	-27.03	QP
2	0.283	28.65	-0.09	0.10	28.66	60.72	-32.06	QP
3	0.914	37.04	-0.09	0.10	37.05	56.00	-18.95	QP
4	1.610	36.16	-0.10	0.10	36.16	56.00	-19.84	QP
5	11.996	37.76	-0.32	0.20	37.64	60.00	-22.36	QP
6	20.594	37.62	-0.54	0.21	37.29	60.00	-22.71	QP

Notes:

1. An initial pre-scan was performed on the line and neutral lines with peak detector.
2. Quasi-Peak and Average measurement were performed at the frequencies with maximized peak emission.
3. Final Level = Receiver Read level + LISN Factor + Cable Loss
4. If the average limit is met when using a quasi-peak detector receiver, the EUT shall be deemed to meet both limits and measurement with the average detector receiver is unnecessary.

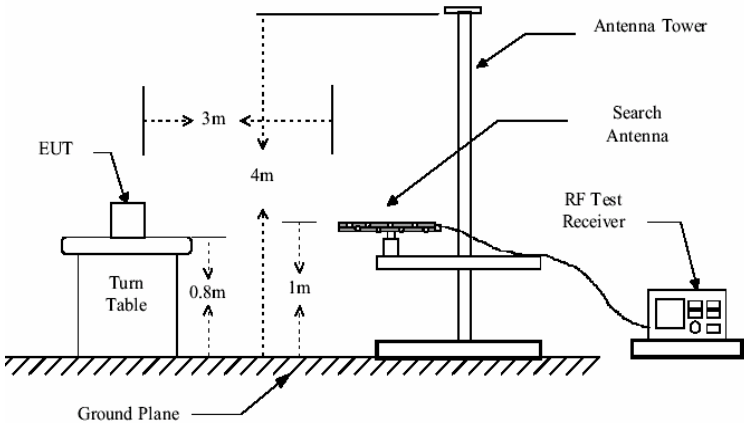
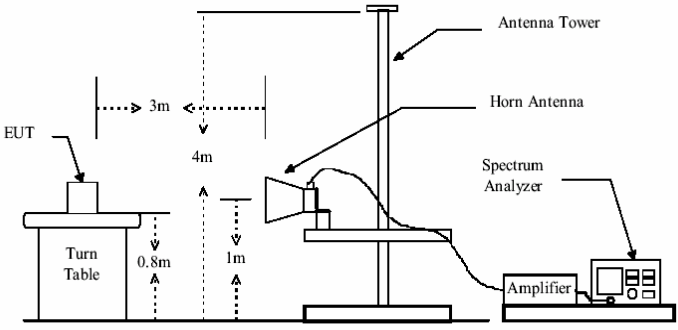
"This document is issued by the Company subject to its General Conditions of Service printed overleaf, available on request or accessible at <http://www.ebotek.cn> and, for electronic format documents, subject to Terms and Conditions for Electronic Documents at <http://www.ebotek.cn>. Attention is drawn to the limitation of liability, indemnification and jurisdiction issues defined therein. Any holder of this document is advised that information contained hereon reflects the Company's findings at the time of its intervention only and within the limits of Client's instructions, if any. The Company's sole responsibility is to its Client and this document does not exonerate parties to a transaction from exercising all their rights and obligations under the transaction documents. This document cannot be reproduced except in full, without prior written approval of the Company. Any unauthorized alteration, forgery or falsification of the content or appearance of this document is unlawful and offenders may be prosecuted to the fullest extent of the law. Unless otherwise stated the results shown in this test report refer only to the sample(s) tested and such sample(s) are retained for 90 days only."



7.2 Radiated Emission

Test Requirement:	FCC Part15 B Section 15.109				
Test Method:	ANSI C63.4:2003				
Test Frequency Range:	30MHz to 6GHz				
Test site:	Measurement Distance: 3m (Semi-Anechoic Chamber)				
Receiver setup:	Frequency	Detector	RBW	VBW	Remark
	30MHz-1GHz	Quasi-peak	100KHz	300KHz	Quasi-peak Value
	Above 1GHz	Peak	1MHz	3MHz	Peak Value
		Peak	1MHz	10Hz	Average Value
Limit:	Frequency	Limit (dBuV/m @3m)		Remark	
	30MHz-88MHz	40.0		Quasi-peak Value	
	88MHz-216MHz	43.5		Quasi-peak Value	
	216MHz-960MHz	46.0		Quasi-peak Value	
	960MHz-1GHz	54.0		Quasi-peak Value	
	Above 1GHz	54.0		Average Value	
74.0		Peak Value			
Test Procedure:	<ol style="list-style-type: none"> 1. The EUT was placed on the top of a rotating table 0.8 meters above the ground at a 3 meter camber. The table was rotated 360 degrees to determine the position of the highest radiation. 2. The EUT was set 3 meters away from the interference-receiving antenna, which was mounted on the top of a variable-height antenna tower. 3. The antenna height is varied from one meter to four meters above the ground to determine the maximum value of the field strength. Both horizontal and vertical polarizations of the antenna are set to make the measurement. 4. For each suspected emission, the EUT was arranged to its worst case and then the antenna was tuned to heights from 1 meter to 4 meters and the rota table was turned from 0 degrees to 360 degrees to find the maximum reading. 5. The test-receiver system was set to Peak Detect Function and Specified Bandwidth with Maximum Hold Mode. 6. If the emission level of the EUT in peak mode was 10dB lower than the limit specified, then testing could be stopped and the peak values of the EUT would be reported. Otherwise the emissions that did not have 10dB margin would be re-tested one by one using peak, quasi-peak or 				

"This document is issued by the Company subject to its General Conditions of Service printed overleaf, available on request or accessible at <http://www.ebotek.cn> and, for electronic format documents, subject to Terms and Conditions for Electronic Documents at <http://www.ebotek.cn>. Attention is drawn to the limitation of liability, indemnification and jurisdiction issues defined therein. Any holder of this document is advised that information contained hereon reflects the Company's findings at the time of its intervention only and within the limits of Client's instructions, if any. The Company's sole responsibility is to its Client and this document does not exonerate parties to a transaction from exercising all their rights and obligations under the transaction documents. This document cannot be reproduced except in full, without prior written approval of the Company. Any unauthorized alteration, forgery or falsification of the content or appearance of this document is unlawful and offenders may be prosecuted to the fullest extent of the law. Unless otherwise stated the results shown in this test report refer only to the sample(s) tested and such sample(s) are retained for 90 days only."

	average method as specified and then reported in a data sheet.
Test setup:	<p>Below 1GHz</p>  <p>Above 1GHz</p> 
Test environment:	Temp.: 25 °C Humid.: 52% Press.: 1 012mbar
Measurement Record:	Uncertainty: ± 4.5dB
Test Instruments:	Refer to section 6 for details
Test mode:	Refer to section 5.3 for details
Test results:	Pass

Note:

The field strength is calculated by adding the Antenna Factor, Cable Factor & Preamplifier. The basic equation with a sample calculation is as follows:

$$Final\ Test\ Level = Receiver\ Reading + Antenna\ Factor + Cable\ Factor - Preamplifier\ Factor$$

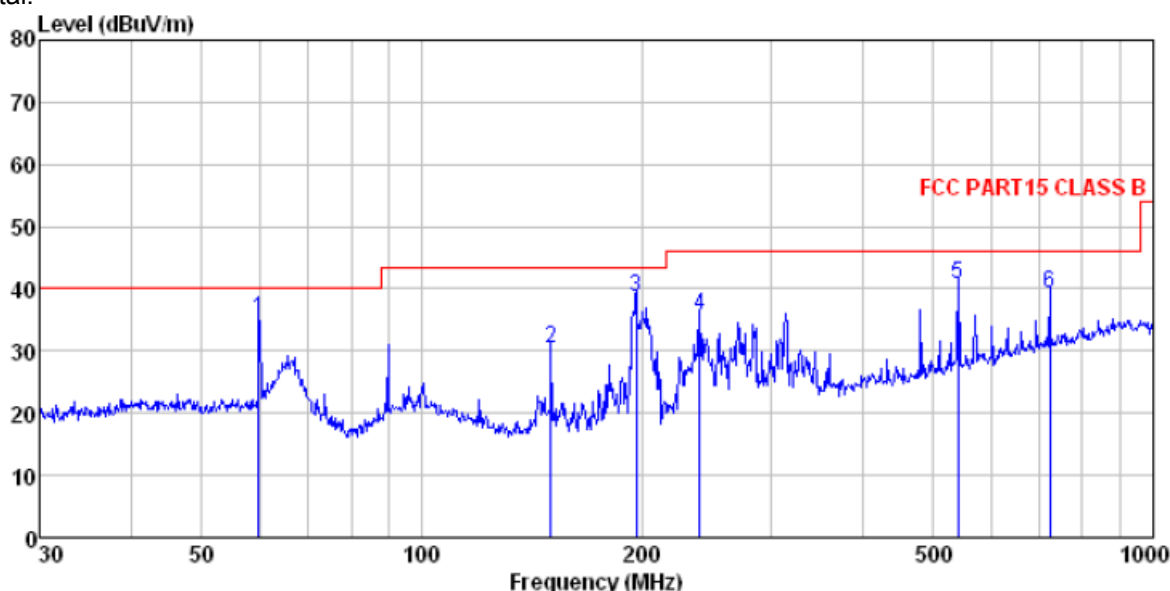
"This document is issued by the Company subject to its General Conditions of Service printed overleaf, available on request or accessible at <http://www.ebotek.cn> and, for electronic format documents, subject to Terms and Conditions for Electronic Documents at <http://www.ebotek.cn>. Attention is drawn to the limitation of liability, indemnification and jurisdiction issues defined therein. Any holder of this document is advised that information contained hereon reflects the Company's findings at the time of its intervention only and within the limits of Client's instructions, if any. The Company's sole responsibility is to its Client and this document does not exonerate parties to a transaction from exercising all their rights and obligations under the transaction documents. This document cannot be reproduced except in full, without prior written approval of the Company. Any unauthorized alteration, forgery or falsification of the content or appearance of this document is unlawful and offenders may be prosecuted to the fullest extent of the law. Unless otherwise stated the results shown in this test report refer only to the sample(s) tested and such sample(s) are retained for 90 days only."



Measurement Data

Below 1GHz

Horizontal:



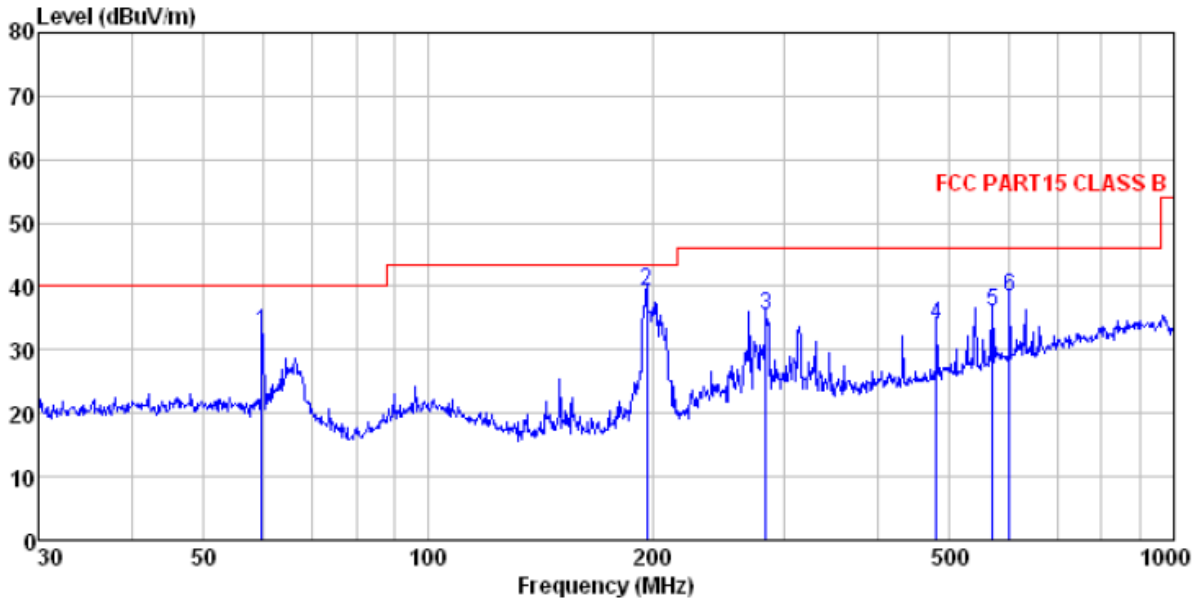
Site : 3m chamber
 Condition : FCC PART15 CLASS B 3m VULB9163 -2012-05 HORIZONTAL
 Job No. : 693RF
 Test mode : PC mode
 Test Engineer: Jim

	Freq	Read Level	Antenna Factor	Cable Loss	Preamp Factor	Level	Limit	Over	Remark
	MHz	dBuV	dB/m	dB	dB	dBuV/m	dBuV/m	dB	
1	59.859	50.35	15.74	0.86	31.94	35.01	40.00	-4.99	QP
2	150.011	49.51	11.33	1.57	31.98	30.43	43.50	-13.07	QP
3	196.510	55.42	13.57	1.82	32.13	38.68	43.50	-4.82	QP
4	239.987	50.64	15.07	2.07	32.16	35.62	46.00	-10.38	QP
5	541.373	49.12	19.41	3.49	31.33	40.69	46.00	-5.31	QP
6	721.726	44.07	22.10	4.17	31.22	39.12	46.00	-6.88	QP

"This document is issued by the Company subject to its General Conditions of Service printed overleaf, available on request or accessible at <http://www.ebotek.cn> and, for electronic format documents, subject to Terms and Conditions for Electronic Documents at <http://www.ebotek.cn>. Attention is drawn to the limitation of liability, indemnification and jurisdiction issues defined therein. Any holder of this document is advised that information contained hereon reflects the Company's findings at the time of its intervention only and within the limits of Client's instructions, if any. The Company's sole responsibility is to its Client and this document does not exonerate parties to a transaction from exercising all their rights and obligations under the transaction documents. This document cannot be reproduced except in full, without prior written approval of the Company. Any unauthorized alteration, forgery or falsification of the content or appearance of this document is unlawful and offenders may be prosecuted to the fullest extent of the law. Unless otherwise stated the results shown in this test report refer only to the sample(s) tested and such sample(s) are retained for 90 days only."



Vertical:



Site : 3m chamber
 Condition : FCC PART15 CLASS B 3m VULB9163 -2012-05 VERTICAL
 Job No. : 693RF
 Test mode : PC mode
 Test Engineer: Jim

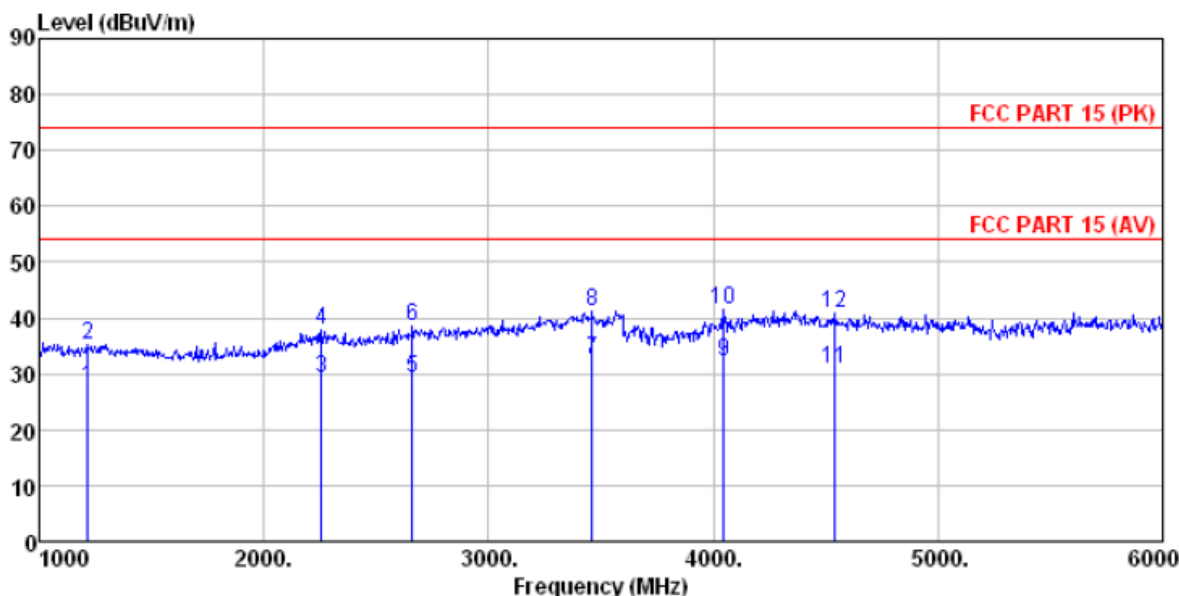
	ReadAntenna	Cable	Preamp	Limit	Over				
Freq	Level	Factor	Loss	Line	Limit	Remark			
MHz	dBuV	dB/m	dB	dB	dBuV/m	dBuV/m			
1	59.859	48.04	15.74	0.86	31.94	32.70	40.00	-7.30	QP
2	196.510	55.96	13.57	1.82	32.13	39.22	43.50	-4.28	QP
3	283.979	49.54	15.78	2.29	32.17	35.44	46.00	-10.56	QP
4	480.528	44.35	18.07	3.22	31.62	34.02	46.00	-11.98	QP
5	570.610	43.53	19.93	3.60	31.19	35.87	46.00	-10.13	QP
6	601.427	45.11	20.52	3.73	31.04	38.32	46.00	-7.68	QP

"This document is issued by the Company subject to its General Conditions of Service printed overleaf, available on request or accessible at <http://www.ebotek.cn> and, for electronic format documents, subject to Terms and Conditions for Electronic Documents at <http://www.ebotek.cn>. Attention is drawn to the limitation of liability, indemnification and jurisdiction issues defined therein. Any holder of this document is advised that information contained hereon reflects the Company's findings at the time of its intervention only and within the limits of Client's instructions, if any. The Company's sole responsibility is to its Client and this document does not exonerate parties to a transaction from exercising all their rights and obligations under the transaction documents. This document cannot be reproduced except in full, without prior written approval of the Company. Any unauthorized alteration, forgery or falsification of the content or appearance of this document is unlawful and offenders may be prosecuted to the fullest extent of the law. Unless otherwise stated the results shown in this test report refer only to the sample(s) tested and such sample(s) are retained for 90 days only."



Above 1GHz

Horizontal:



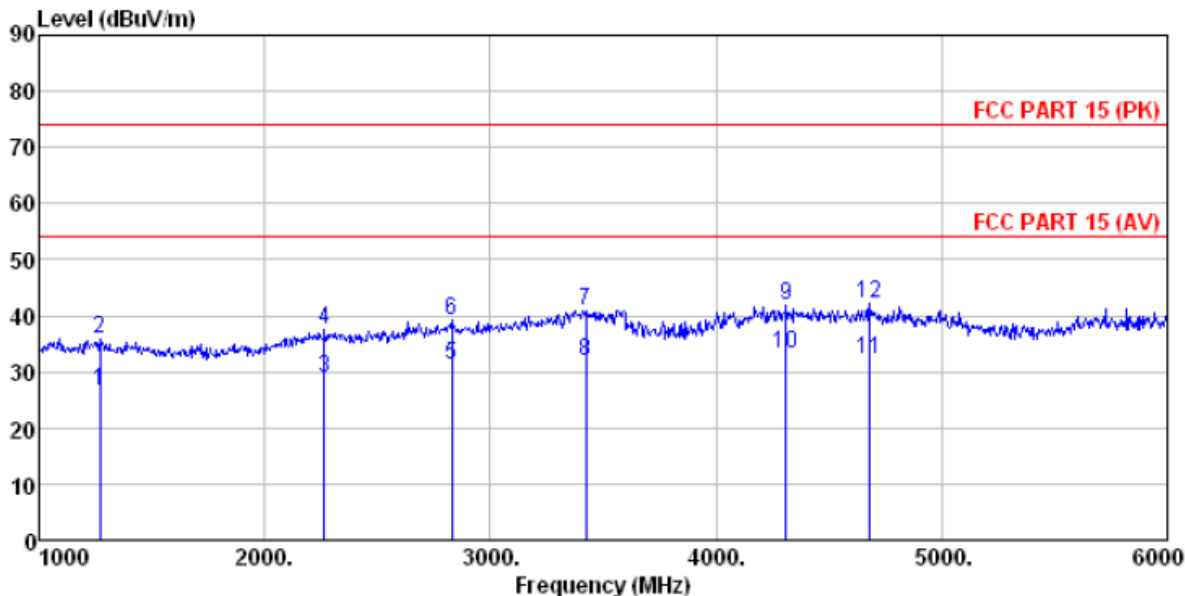
Site : 3m chamber
 Condition : FCC PART 15 (PK) 3m BBHA9120D ANT(>1GHZ) HORIZONTAL
 Job No. : 693RF
 Test Mode : PC mode
 Test Engineer: Jim

	Read	Antenna	Cable	Preamp	Limit	Over		
Freq	Level	Factor	Loss	Factor	Level	Line	Limit	Remark
MHz	dBuV	dB/m	dB	dB	dBuV/m	dBuV/m	dB	
1	1215.000	30.71	25.42	4.48	33.13	27.48	54.00	-26.52 Average
2	1215.000	38.46	25.42	4.48	33.13	35.23	74.00	-38.77 Peak
3	2255.000	30.27	28.01	5.24	34.17	29.35	54.00	-24.65 Average
4	2255.000	38.67	28.01	5.24	34.17	37.75	74.00	-36.25 Peak
5	2660.000	29.48	27.96	5.63	33.70	29.37	54.00	-24.63 Average
6	2660.000	38.79	27.96	5.63	33.70	38.68	74.00	-35.32 Peak
7	3460.000	29.47	28.84	6.88	32.79	32.40	54.00	-21.60 Average
8	3460.000	38.27	28.84	6.88	32.79	41.20	74.00	-32.80 Peak
9	4045.000	26.51	29.78	7.90	32.13	32.06	54.00	-21.94 Average
10	4045.000	35.99	29.78	7.90	32.13	41.54	74.00	-32.46 Peak
11	4540.000	23.15	31.42	8.37	31.96	30.98	54.00	-23.02 Average
12	4540.000	32.87	31.42	8.37	31.96	40.70	74.00	-33.30 Peak

"This document is issued by the Company subject to its General Conditions of Service printed overleaf, available on request or accessible at <http://www.ebotek.cn> and, for electronic format documents, subject to Terms and Conditions for Electronic Documents at <http://www.ebotek.cn>. Attention is drawn to the limitation of liability, indemnification and jurisdiction issues defined therein. Any holder of this document is advised that information contained hereon reflects the Company's findings at the time of its intervention only and within the limits of Client's instructions, if any. The Company's sole responsibility is to its Client and this document does not exonerate parties to a transaction from exercising all their rights and obligations under the transaction documents. This document cannot be reproduced except in full, without prior written approval of the Company. Any unauthorized alteration, forgery or falsification of the content or appearance of this document is unlawful and offenders may be prosecuted to the fullest extent of the law. Unless otherwise stated the results shown in this test report refer only to the sample(s) tested and such sample(s) are retained for 90 days only."



Vertical:



Site : 3m chamber
 Condition : FCC PART 15 (PK) 3m BBHA9120D ANT(>1GHZ) VERTICAL
 Job No. : 693RF
 Test Mode : PC mode
 Test Engineer: Jim

	Freq	ReadAntenna	Cable	Preamp	Limit	Over		
	MHz	Level	Factor	Loss	Line	Limit	Remark	
	MHz	dBuV	dB/m	dB	dB	dBuV/m	dBuV/m	dB
1	1270.000	29.66	25.57	4.52	33.21	26.54	54.00	-27.46 Average
2	1270.000	38.97	25.57	4.52	33.21	35.85	74.00	-38.15 Peak
3	2265.000	29.89	28.01	5.25	34.17	28.98	54.00	-25.02 Average
4	2265.000	38.43	28.01	5.25	34.17	37.52	74.00	-36.48 Peak
5	2830.000	30.62	28.39	5.78	33.51	31.28	54.00	-22.72 Average
6	2830.000	38.37	28.39	5.78	33.51	39.03	74.00	-34.97 Peak
7	3425.000	38.07	28.72	6.82	32.83	40.78	54.00	-13.22 Average
8	3425.000	29.19	28.72	6.82	32.83	31.90	74.00	-42.10 Peak
9	4310.000	34.88	30.77	8.16	31.85	41.96	54.00	-12.04 Average
10	4310.000	26.11	30.77	8.16	31.85	33.19	74.00	-40.81 Peak
11	4680.000	24.15	31.63	8.49	32.02	32.25	54.00	-21.75 Average
12	4680.000	33.93	31.63	8.49	32.02	42.03	74.00	-31.97 Peak

"This document is issued by the Company subject to its General Conditions of Service printed overleaf, available on request or accessible at <http://www.ebotek.cn> and, for electronic format documents, subject to Terms and Conditions for Electronic Documents at <http://www.ebotek.cn>. Attention is drawn to the limitation of liability, indemnification and jurisdiction issues defined therein. Any holder of this document is advised that information contained hereon reflects the Company's findings at the time of its intervention only and within the limits of Client's instructions, if any. The Company's sole responsibility is to its Client and this document does not exonerate parties to a transaction from exercising all their rights and obligations under the transaction documents. This document cannot be reproduced except in full, without prior written approval of the Company. Any unauthorized alteration, forgery or falsification of the content or appearance of this document is unlawful and offenders may be prosecuted to the fullest extent of the law. Unless otherwise stated the results shown in this test report refer only to the sample(s) tested and such sample(s) are retained for 90 days only."