


**APPENDIX 3: Photographs of test setup**

**Conducted Emission**



**Photo 1**



**Photo 2**

## Radiated Spurious Emission




Photo 1




Photo 2

---

**UL Japan, Inc.**

**Ise EMC Lab.**

4383-326 Asama-cho, Ise-shi, Mie-ken 516-0021 JAPAN


Telephone : +81 596 24 8999

Facsimile : +81 596 24 8124


**Worst Case Position**

Below 1 GHz (Horizontal: X-axis/ Vertical: X-axis)  
Above 1 GHz (Horizontal: Z-axis/ Vertical: Y-axis)


**X-axis**




**Y-axis**



**Z-axis**



### Antenna Terminal Conducted Tests



**Photo 1**



**Photo 2**

**End of Report**

---

**UL Japan, Inc.**

**Ise EMC Lab.**

4383-326 Asama-cho, Ise-shi, Mie-ken 516-0021 JAPAN

Telephone : +81 596 24 8999

Facsimile : +81 596 24 8124