

Product Internal Photos

Wireless Communication Module XS110A

1. Product Internal Photos

1.1. Product Internal Photos



Figure 1.1.1. Front side



Figure 1.1.2. Right side



Figure 1.1.3. Left side



Figure 1.1.4. Back side

1.2. WCM ASSY



Figure 1.2.1. WCM ASSY A-side (Shielded)




Figure 1.2.2. WCM ASSY A-side (Removed the shield)



Figure 1.2.3. WCM ASSY B-side (Before molding)




Figure 1.2.4. WCM ASSY B-side (After molding)

1.3. CONNECT ASSY




Figure 1.3.1. CONNECT ASSY A-side



Figure 1.3.2. CONNECT ASSY B-side

2. Antenna location




Figure 2. Antenna location

3. RF IC location




Figure 3. RF IC location