

1. External Photos



Photo 1 Front view



Photo 2 Back view




Photo 3 Left Side view




Photo 4 Right Side view



Front side

Photo 5 Top view



Front side

Photo 6 Bottom view


2. Installing external antennas

The following antennas must be installed by a professional.

- 1) Antenna type 1: ASSL-NP-00400



a) Direct connecting



b) Cable connecting

- 2) Antenna type 2: ASCL-NP-00300



3) Antenna type 3: MTA-11PA15-YO

