



APPENDIX 3: Photographs of test setup

Conducted Emission




Radiated Spurious Emission


Front



Rear (Below 1 GHz)



Rear (Above 1 GHz)




Worst Case Position


**Antenna
X-axis**



**Module
X-axis**



Y-axis



Y-axis



Z-axis



End of Report