

APPENDIX 3: Photographs of test setup

Conducted emission

Front view



Side view



UL Japan, Inc.

Shonan EMC Lab.


1-22-3 Megumigaoka, Hiratsuka-shi, Kanagawa-ken, 259-1220 JAPAN

Telephone : +81 463 50 6400


Facsimile : +81 463 50 6401

Radiated emission


Front view



Rear view (below 1GHz)



Rear view (above 1GHz)



UL Japan, Inc.

Shonan EMC Lab.

1-22-3 Megumigaoka, Hiratsuka-shi, Kanagawa-ken, 259-1220 JAPAN


Telephone : +81 463 50 6400

Facsimile : +81 463 50 6401


Pre-check of the worst position

Module


X-axis



Y-axis



Z-axis



UL Japan, Inc.

Shonan EMC Lab.


1-22-3 Megumigaoka, Hiratsuka-shi, Kanagawa-ken, 259-1220 JAPAN

Telephone : +81 463 50 6400


Facsimile : +81 463 50 6401

Antenna

X-axis



Y-axis



END OF REPORT

UL Japan, Inc.

Shonan EMC Lab.

1-22-3 Megumigaoka, Hiratsuka-shi, Kanagawa-ken, 259-1220 JAPAN

Telephone : +81 463 50 6400

Facsimile : +81 463 50 6401