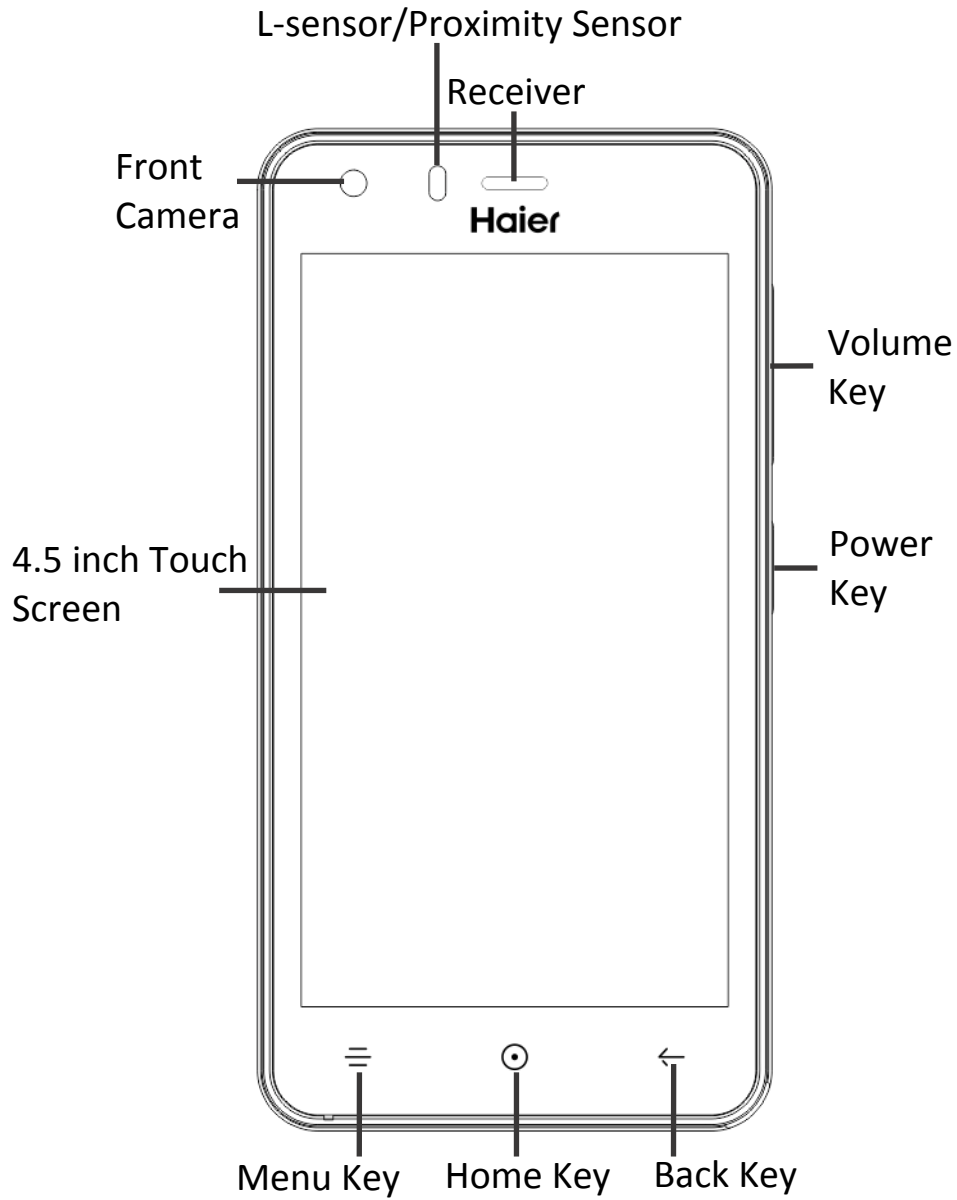


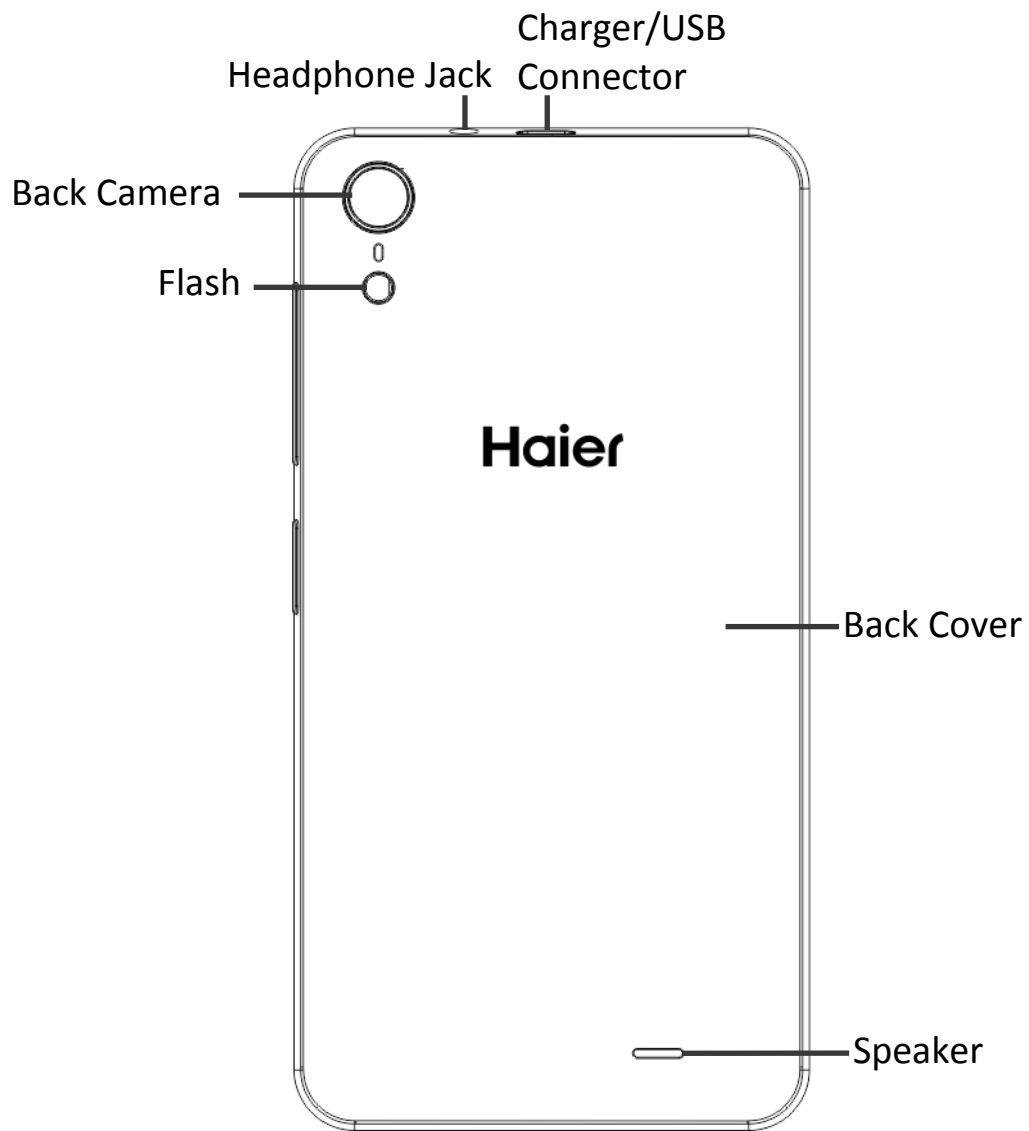
# Haier



# U21 Quick Guide

## Your Phone





Note: the Proximity Sensor will not impact the RF output power, it support to Screen Blanking when human touch/close to the Sensor

## Keys



Back -Back to the previous screen or exit



Home-Return to the Home screen



Recent apps key-long-To display the recent app list




Volume -Volume up/down. Continuously press to turn to silent and vibrate mode. Adjust the call volume. Adjust the music playback volume.



Power - Press short to turn on/off the screen display. Press 3S to turn on/off the phone. Press 15S to restart the phone.

### **Open the Recent Applications**

Press the recent key  to open and quick access the recent applications. Slide left or right in the list to delete the applications.

### **Take a Screenshot**

Press the power and volume down keys at the same time to take a quick screenshot for the current page.

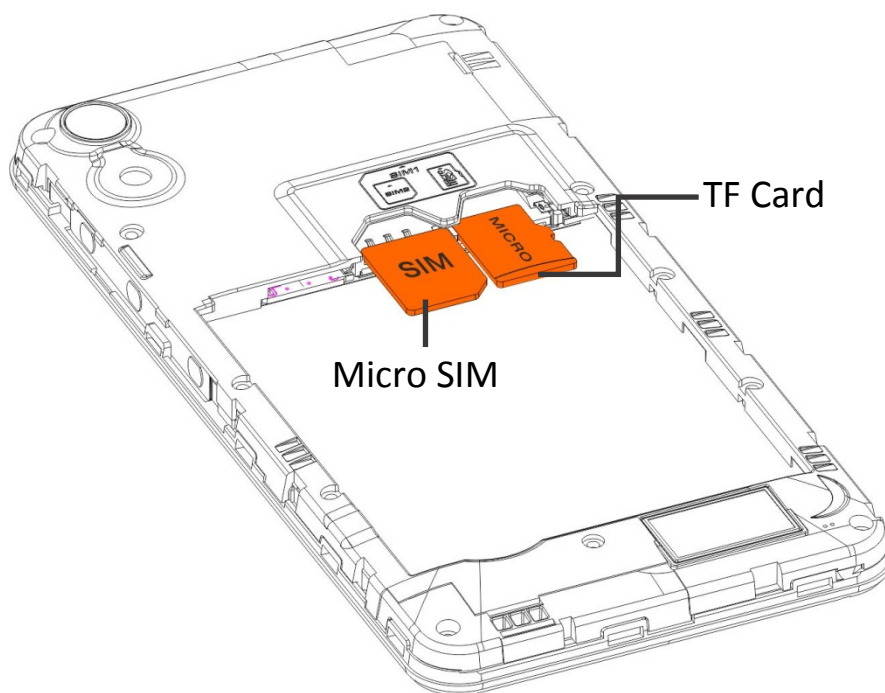
### **Call Mute**

Press the volume key to turn off the ring when there is a call.

## Insert SIM Card and Micro-SD Card

### Note

Please power off the phone and pull out the battery before you are ready to insert the SIM card. If not, the SIM card might become damaged.



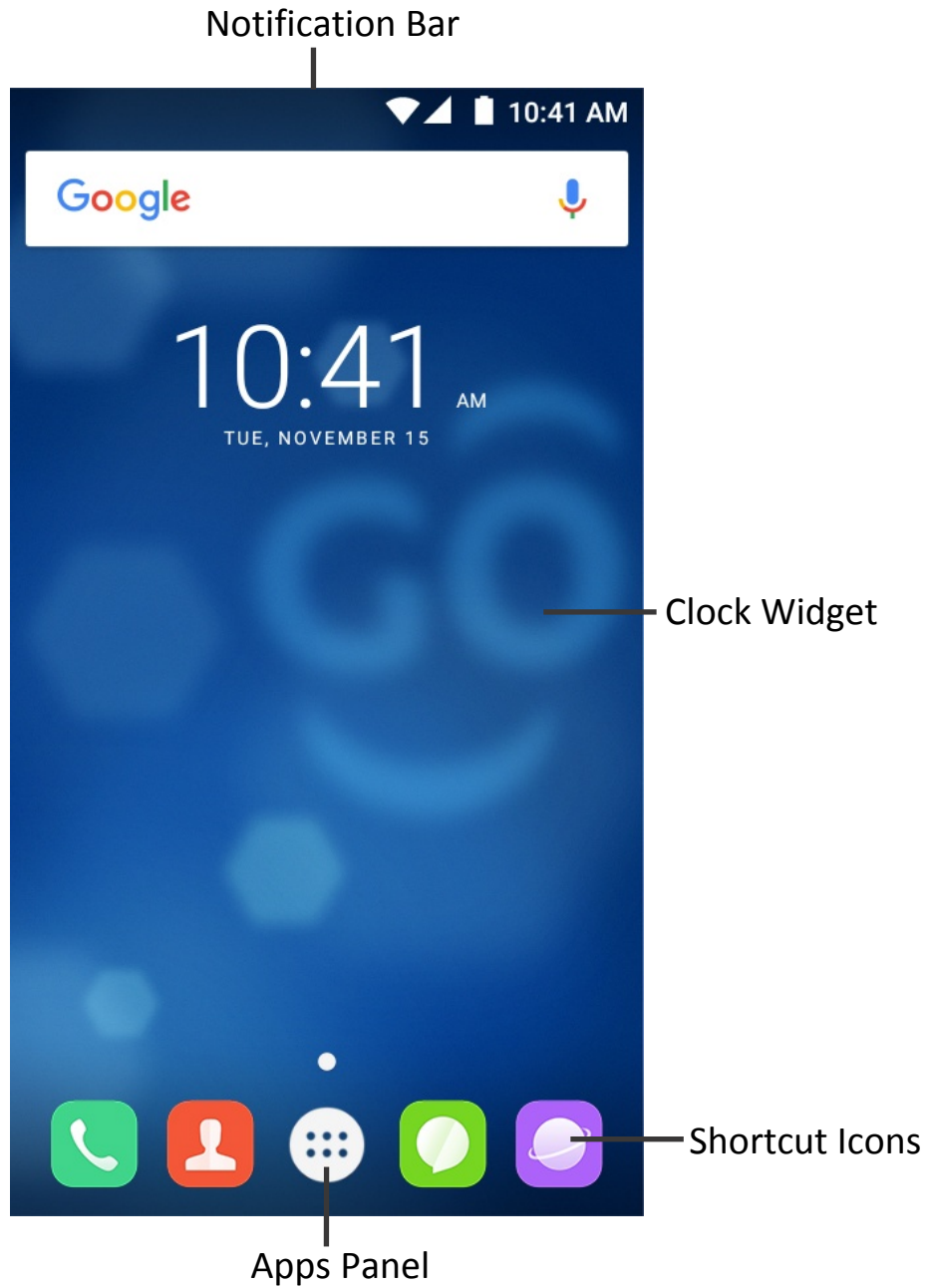
### Insert SIM Card

The phone can support Tigo SIM card. The card slot supports a 3G.

### Insert Memory Card

This phone supports external Micro-SD card (TF card) and can be extended up to 32GB. The memory card should be inserted into the card slot correctly to the position line. Please follow the picture shown above.

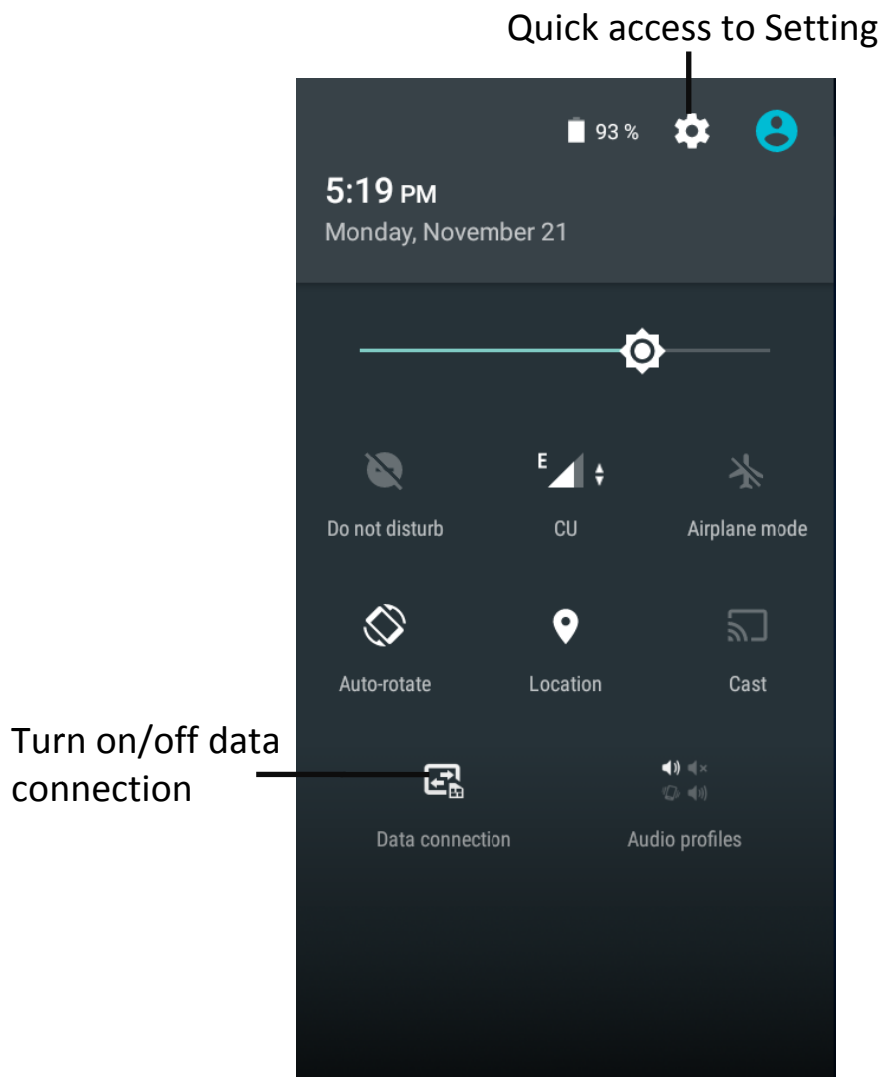
# Home Screen

















## Notification Bar

Slide down the notification bar to read detail notice.

Slide up or press the Back key ←back to the idle.



## Status of the Icons

Icons	Functions
	3G network in use
	2G network in use
	Battery level
	Vibration mode
	Flight mode
	Call incoming
	Call on hold
	Missed calls.
	New SMS
	Connected to computer
	Alarm activated
	Downloading
	New voice mail
	Synchronizing



## **FCC Caution:**

This device complies with part 15 of the FCC Rules. Operation is subject to the following two conditions: (1) This device may not cause harmful interference, and (2) this device must accept any interference received, including interference that may cause undesired operation.

Note: This equipment has been tested and found to comply with the limits for a Class B digital device, pursuant to part 15 of the FCC Rules. These limits are designed to provide reasonable protection against harmful interference in a residential installation. This equipment generates uses and can radiate radio frequency energy and, if not installed and used in accordance with the instructions, may cause harmful interference to radio communications. However, there is no guarantee that interference will not occur in a particular installation. If this equipment does cause harmful interference to radio or television reception, which can be determined by turning the equipment off and on, the user is encouraged to try to correct the interference by one or more of the following measures:

- Reorient or relocate the receiving antenna.
- Increase the separation between the equipment and receiver.
- Connect the equipment into an outlet on a circuit different from that to which the receiver is connected.
- Consult the dealer or an experienced radio/TV technician for help.

Any Changes or modifications not expressly approved by the party responsible for compliance could void the user's authority to operate the equipment.

## **Specific Absorption Rate (SAR) information:**

This wireless phone meets the government's requirements for exposure to radio waves. The guidelines are based on standards that were developed by independent scientific organizations through periodic and thorough evaluation of scientific studies. The standards include a substantial safety margin designed to assure the safety of all persons regardless of age or health.

FCC RF Exposure Information and Statement The SAR limit of USA (FCC) is 1.6 W/kg averaged over one gram of tissue. Device has also been tested against this SAR limit. The highest SAR value reported under this standard during product certification for use close to ear is 0.293W/kg, body-worn is 0.705W/kg. This device was tested for typical body operations at 1.0cm from the body. The use of accessories that do not satisfy these requirements may not comply with FCC RF exposure requirements, and should be avoided.

### **Body Operation**

This device was tested for typical body support operations. To comply with RF exposure requirements, a minimum separation distance of 1.0 cm must be maintained between the user's body and the device, including the antenna. Third-party belt-clips, holsters, and similar accessories used by this device should not contain any metallic components. Body accessories that do not meet these requirements may not comply with RF exposure requirements and should be avoided. Use only the supplied or an approved antenna.