



## Appendix D. Product Photos



Antenna Location :



### Appendix E. Test Setup Photos




Right Cheek




Right Tilted




Left Cheek



Left Tilted



Face of the DUT with Phantom 1.5 cm Gap



Bottom of the DUT with Phantom 1.5 cm Gap