

Annex B

1-6872/18-01-01_AnnexB

Internal photos of the Equipment Under Test


This addendum is electronically signed and valid without handwritten signature.
For verification of the electronic signatures, the public keys can be requested at the testing laboratory.

Document authorized:


Meheza Walla
Lab Manager
Radio Communications & EMC

Photos


TMB4A (PCB: EU336001) seen from the back:




TMB4A (PCB: EU336001) inside mechanical housing, seen from front:



TMB4A mechanical housing with PCB – EU336001, seen from the back:



TMB4A (PCB: EU336001) seen from the back (Wi-Fi exposed):



TMB4A CPU module – EU050009, seen from the front:



TMB4A CPU module – EU050009, seen from the back:



TMB4A Inclinator module – EU122001, seen from the front:



TMB4A Inclinator module – EU122001, seen from the back:



Document history

Version	Applied changes	Date of release
	initial release	2019-08-21

- END OF DOCUMENT -
