


## Test Setup Photo


Description: Front View of Conducted Emission Test Setup for Power Port




Description: Back View of Conducted Emission Test Setup for Power Port




Description: Radiated Spurious Emission Test Setup for 9kHz ~ 30MHz




Description: Radiated Spurious Emission Test Setup for 30MHz ~ 1GHz




Description: Radiated Spurious Emission Test Setup for 1GHz ~ 18GHz



Description: Radiated Spurious Emission Test Setup for 18GHz ~ 40GHz



Description: Conducted Measurement Test Setup



Description: Dynamic Frequency Selection Measurement Test Setup

