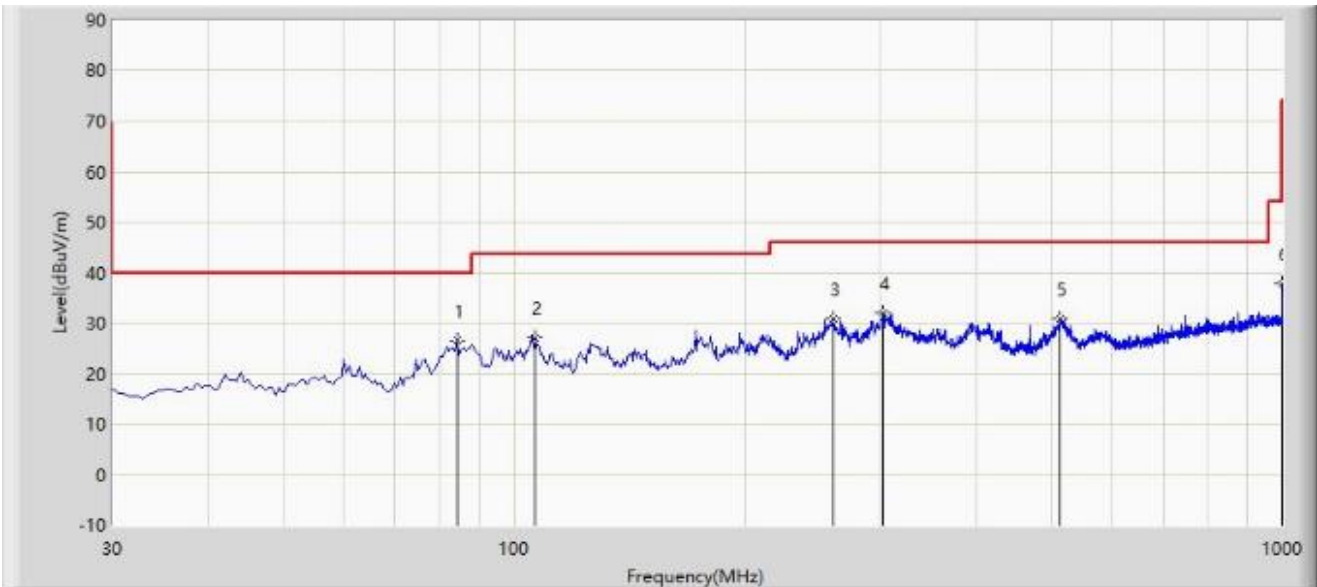


The Result of Radiated Emission below 1GHz:

Site: SIP-AC3	Test Date: 2023-01-05
Limit: FCC_Part15.209_RSE(3m)	Engineer: Wayne Wang
Probe: VULB 9168_00997_25-2000MHz	Polarity: Horizontal
EUT: Dual-band Wi-Fi 6 Wireless AP	Power: AC 120V/60Hz
Test Mode: Transmit by 802.11ax-HE20 at 5745MHz	



No	Mark	Frequency (MHz)	Measure Level (dBμV/m)	Reading Level (dBμV)	Margin (dB)	Limit (dBμV/m)	Factor (dB/m)	Type
1	*	84.320	26.653	14.114	-13.347	40.000	12.539	PK
2		106.630	27.136	12.692	-16.364	43.500	14.444	PK
3		259.890	30.735	13.802	-15.265	46.000	16.933	PK
4		302.570	31.951	13.478	-14.049	46.000	18.473	PK
5		514.515	30.879	7.285	-15.121	46.000	23.594	PK
6		1000.000	37.822	7.575	-16.178	54.000	30.247	PK

Note 1: " * ", means this data is the worst emission level.

Note 2: Measure Level (dBμV/m) = Reading Level (dBμV) + Factor (dB/m).

Note 3: Factor (dB/m) = Cable Loss (dB) + Antenna Factor (dB/m).

Note 4: Quasi-Peak measurement was not performed when peak measure level was lower than the quasi-peak limit.

Note 5: The amplitude of radiated emissions (frequency range from 9kHz to 30MHz and 18GHz to 40GHz) is that proximity to ambient noise, which also are attenuated more than 20 dB below the permissible value.

Therefore, the data is not presented in the report.

Site: SIP-AC3	Test Date: 2023-01-05
Limit: FCC_Part15.209_RSE(3m)	Engineer: Wayne Wang
Probe: VULB 9168_00997_25-2000MHz	Polarity: Vertical
EUT: Dual-band Wi-Fi 6 Wireless AP	Power: AC 120V/60Hz
Test Mode: Transmit by 802.11ax-HE20 at 5745MHz	



No	Mark	Frequency (MHz)	Measure Level (dBμV/m)	Reading Level (dBμV)	Margin (dB)	Limit (dBμV/m)	Factor (dB/m)	Type
1	*	42.610	33.470	15.625	-6.530	40.000	17.845	PK
2		53.765	31.618	13.930	-8.382	40.000	17.688	PK
3		102.265	29.373	15.693	-14.127	43.500	13.680	PK
4		394.235	33.389	12.660	-12.611	46.000	20.729	PK
5		875.355	32.604	3.829	-13.396	46.000	28.775	PK
6		1000.000	39.260	9.013	-14.740	54.000	30.247	PK

Note 1: " * ", means this data is the worst emission level.

Note 2: Measure Level (dBμV/m) = Reading Level (dBμV) + Factor (dB/m).

Note 3: Factor (dB/m) = Cable Loss (dB) + Antenna Factor (dB/m).

Note 4: Quasi-Peak measurement was not performed when peak measure level was lower than the quasi-peak limit.

Note 5: The amplitude of radiated emissions (frequency range from 9kHz to 30MHz and 18GHz to 40GHz) is that proximity to ambient noise, which also are attenuated more than 20 dB below the permissible value.

Therefore, the data is not presented in the report.

A.8 Radiated Restricted Band Edge Test Result

Site: SIP-AC3	Test Date: 2022-12-21
Limit: FCC_5G_RE(3m)	Engineer: Wayne Wang
Probe: HF907_102861_1-18GHz	Polarity: Horizontal
EUT: Dual-band Wi-Fi 6 Wireless AP	Power: AC 120V/60Hz
Test Mode: Transmit by 802.11a at 5180MHz	



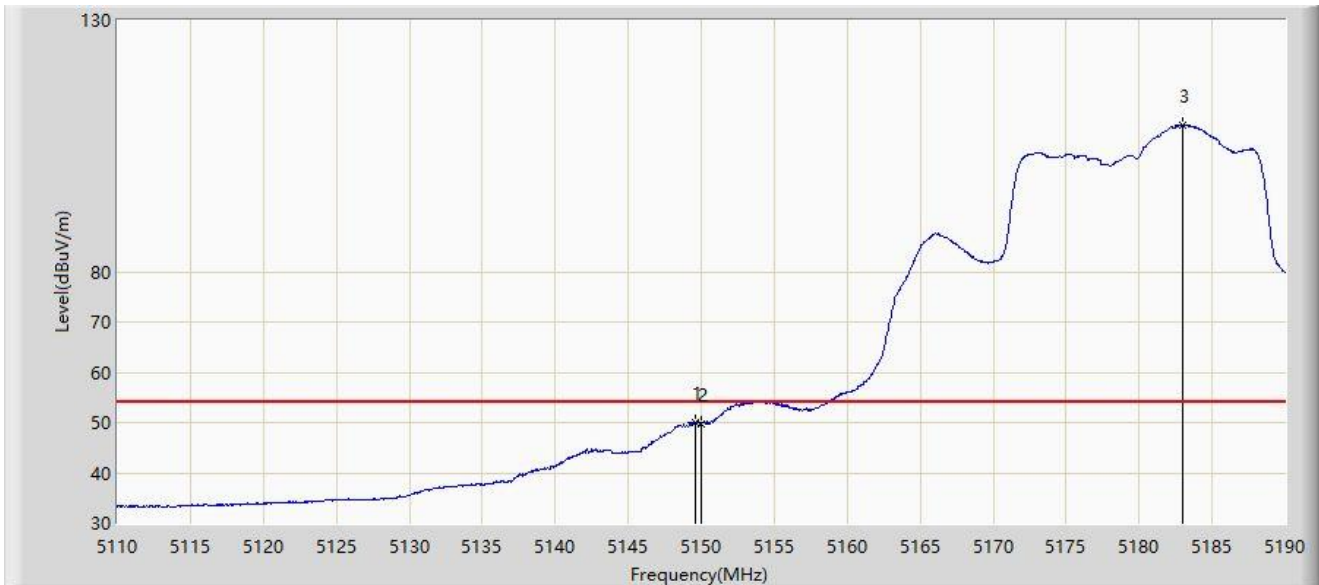
No	Mark	Frequency (MHz)	Measure Level (dBμV/m)	Reading Level (dBμV)	Margin (dB)	Limit (dBμV/m)	Factor (dB/m)	Type
1	*	5150.000	64.822	67.847	-9.178	74.000	-3.026	PK
2		5183.400	116.838	79.672	N/A	N/A	37.166	PK

Note 1: " * ", means this data is the worst emission level.

Note 2: Measure Level (dBμV/m) = Reading Level (dBμV) + Factor (dB/m).

Note 3: Factor (dB/m) = Cable Loss (dB) + Antenna Factor (dB/m) - Pre_Amplifier Gain (dB).

Site: SIP-AC3	Test Date: 2022-12-21
Limit: FCC_5G_RE(3m)	Engineer: Wayne Wang
Probe: HF907_102861_1-18GHz	Polarity: Horizontal
EUT: Dual-band Wi-Fi 6 Wireless AP	Power: AC 120V/60Hz
Test Mode: Transmit by 802.11a at 5180MHz	



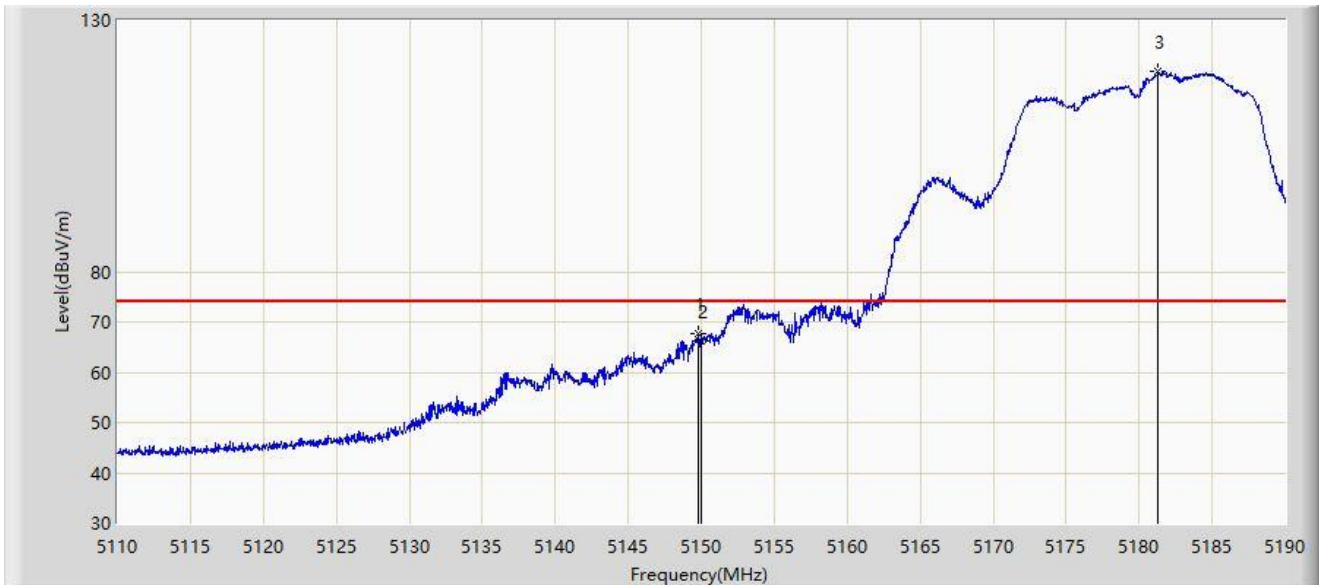
No	Mark	Frequency (MHz)	Measure Level (dB μ V/m)	Reading Level (dB μ V)	Margin (dB)	Limit (dB μ V/m)	Factor (dB/m)	Type
1	*	5149.640	50.041	53.161	-3.959	54.000	-3.119	AV
2		5150.000	49.757	52.782	-4.243	54.000	-3.026	AV
3		5183.000	109.098	71.316	N/A	N/A	37.782	AV

Note 1: " * ", means this data is the worst emission level.

Note 2: Measure Level (dB μ V/m) = Reading Level (dB μ V) + Factor (dB/m).

Note 3: Factor (dB/m) = Cable Loss (dB) + Antenna Factor (dB/m) - Pre_Amplifier Gain (dB).

Site: SIP-AC3	Test Date: 2022-12-21
Limit: FCC_5G_RE(3m)	Engineer: Wayne Wang
Probe: HF907_102861_1-18GHz	Polarity: Vertical
EUT: Dual-band Wi-Fi 6 Wireless AP	Power: AC 120V/60Hz
Test Mode: Transmit by 802.11a at 5180MHz	



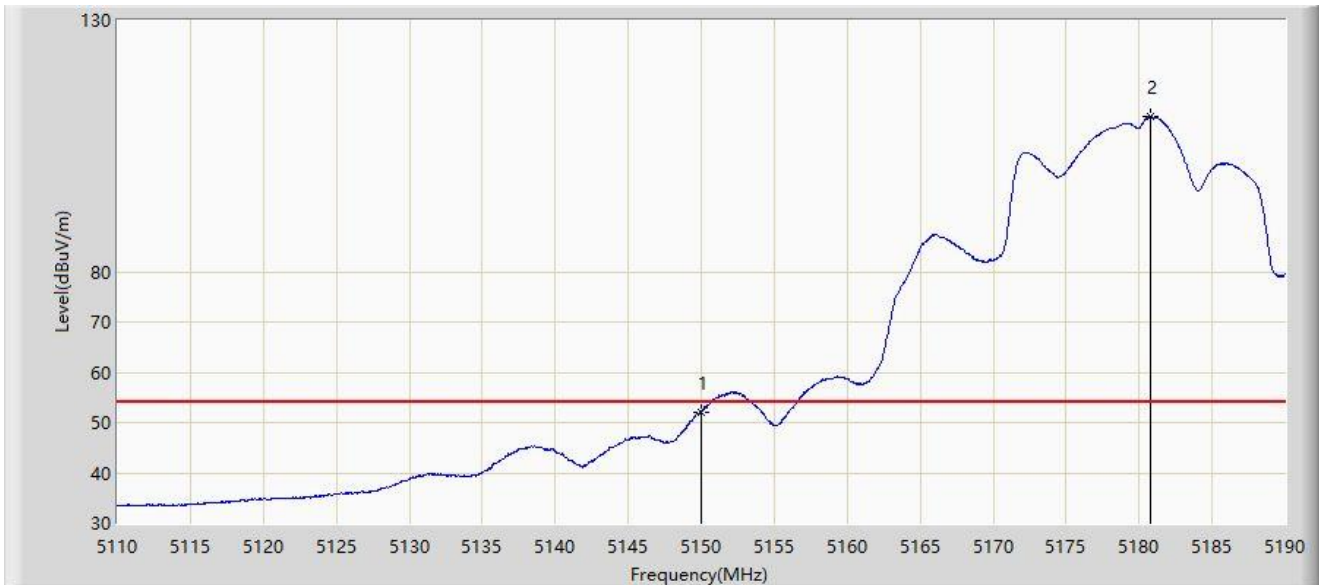
No	Mark	Frequency (MHz)	Measure Level (dBμV/m)	Reading Level (dBμV)	Margin (dB)	Limit (dBμV/m)	Factor (dB/m)	Type
1	*	5149.760	67.594	70.692	-6.406	74.000	-3.098	PK
2		5150.000	66.355	69.380	-7.645	74.000	-3.026	PK
3		5181.320	119.721	78.730	N/A	N/A	40.991	PK

Note 1: " * ", means this data is the worst emission level.

Note 2: Measure Level (dBμV/m) = Reading Level (dBμV) + Factor (dB/m).

Note 3: Factor (dB/m) = Cable Loss (dB) + Antenna Factor (dB/m) - Pre_Amplifier Gain (dB).

Site: SIP-AC3	Test Date: 2022-12-21
Limit: FCC_5G_RE(3m)	Engineer: Wayne Wang
Probe: HF907_102861_1-18GHz	Polarity: Vertical
EUT: Dual-band Wi-Fi 6 Wireless AP	Power: AC 120V/60Hz
Test Mode: Transmit by 802.11a at 5180MHz	



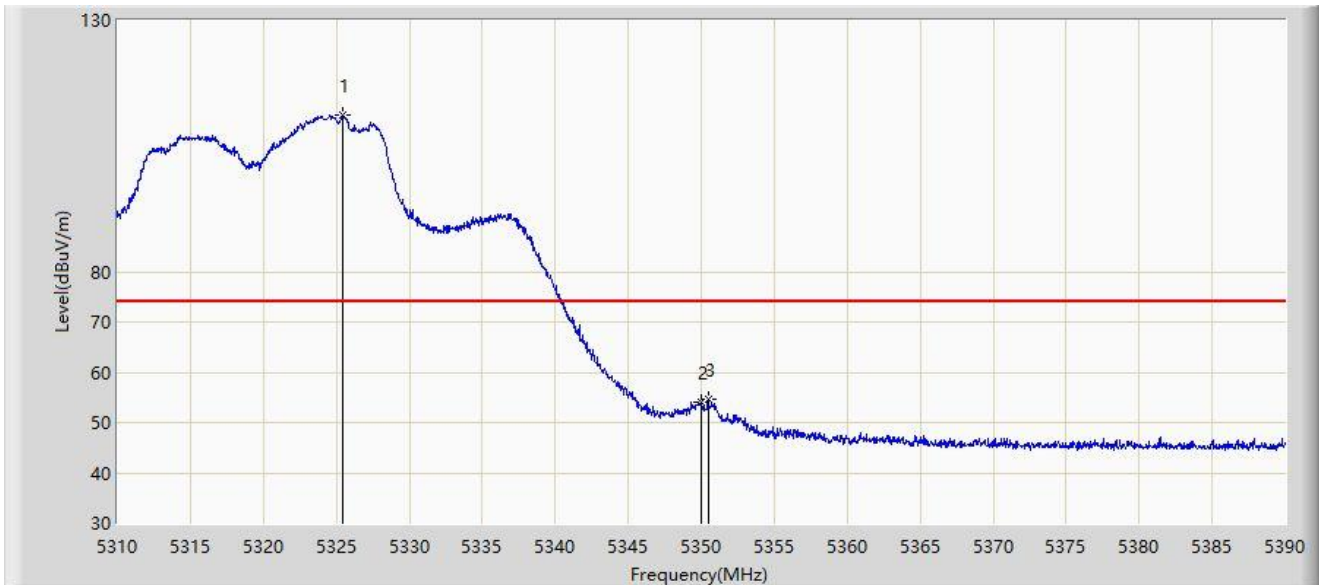
No	Mark	Frequency (MHz)	Measure Level (dB μ V/m)	Reading Level (dB μ V)	Margin (dB)	Limit (dB μ V/m)	Factor (dB/m)	Type
1	*	5150.000	52.039	55.064	-1.961	54.000	-3.026	AV
2		5180.760	110.775	69.422	N/A	N/A	41.353	AV

Note 1: " * ", means this data is the worst emission level.

Note 2: Measure Level (dB μ V/m) = Reading Level (dB μ V) + Factor (dB/m).

Note 3: Factor (dB/m) = Cable Loss (dB) + Antenna Factor (dB/m) - Pre_Amplifier Gain (dB).

Site: SIP-AC3	Test Date: 2022-12-31
Limit: FCC_5G_RE(3m)	Engineer: Wayne Wang
Probe: HF907_102861_1-18GHz	Polarity: Horizontal
EUT: Dual-band Wi-Fi 6 Wireless AP	Power: AC 120V/60Hz
Test Mode: Transmit by 802.11a at 5320MHz	



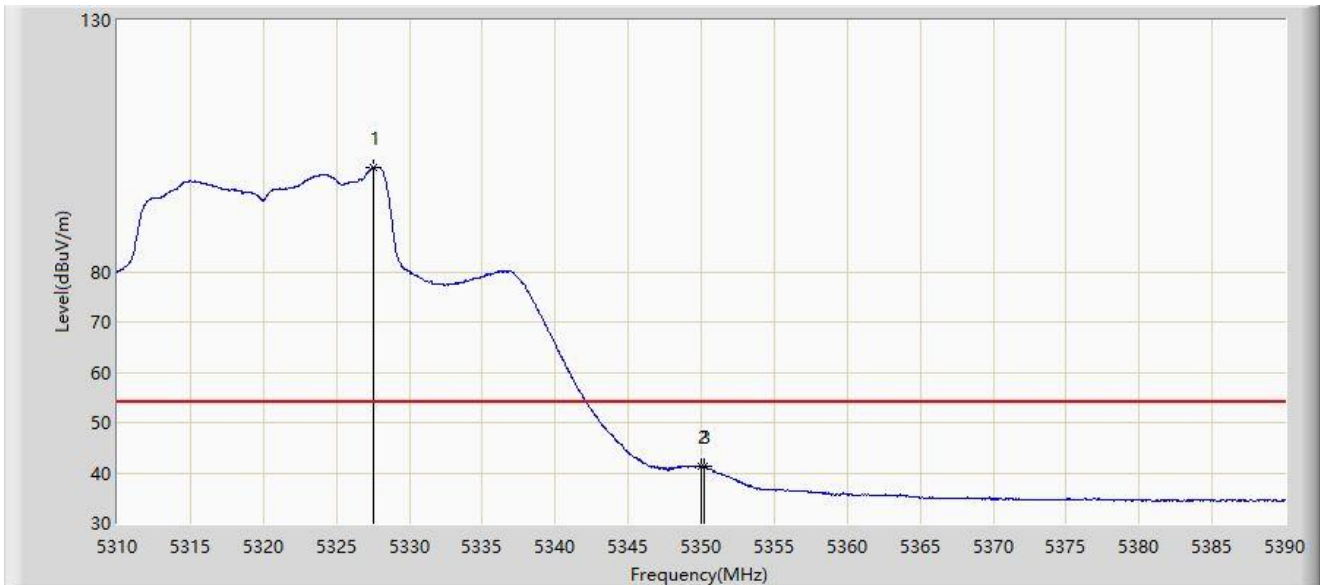
No	Mark	Frequency (MHz)	Measure Level (dB μ V/m)	Reading Level (dB μ V)	Margin (dB)	Limit (dB μ V/m)	Factor (dB/m)	Type
1		5325.440	111.229	72.576	N/A	N/A	38.653	PK
2		5350.000	53.954	55.404	-20.046	74.000	-1.451	PK
3	*	5350.480	54.626	56.332	-19.374	74.000	-1.706	PK

Note 1: " * ", means this data is the worst emission level.

Note 2: Measure Level (dB μ V/m) = Reading Level (dB μ V) + Factor (dB/m).

Note 3: Factor (dB/m) = Cable Loss (dB) + Antenna Factor (dB/m) - Pre_Amplifier Gain (dB).

Site: SIP-AC3	Test Date: 2022-12-31
Limit: FCC_5G_RE(3m)	Engineer: Wayne Wang
Probe: HF907_102861_1-18GHz	Polarity: Horizontal
EUT: Dual-band Wi-Fi 6 Wireless AP	Power: AC 120V/60Hz
Test Mode: Transmit by 802.11a at 5320MHz	



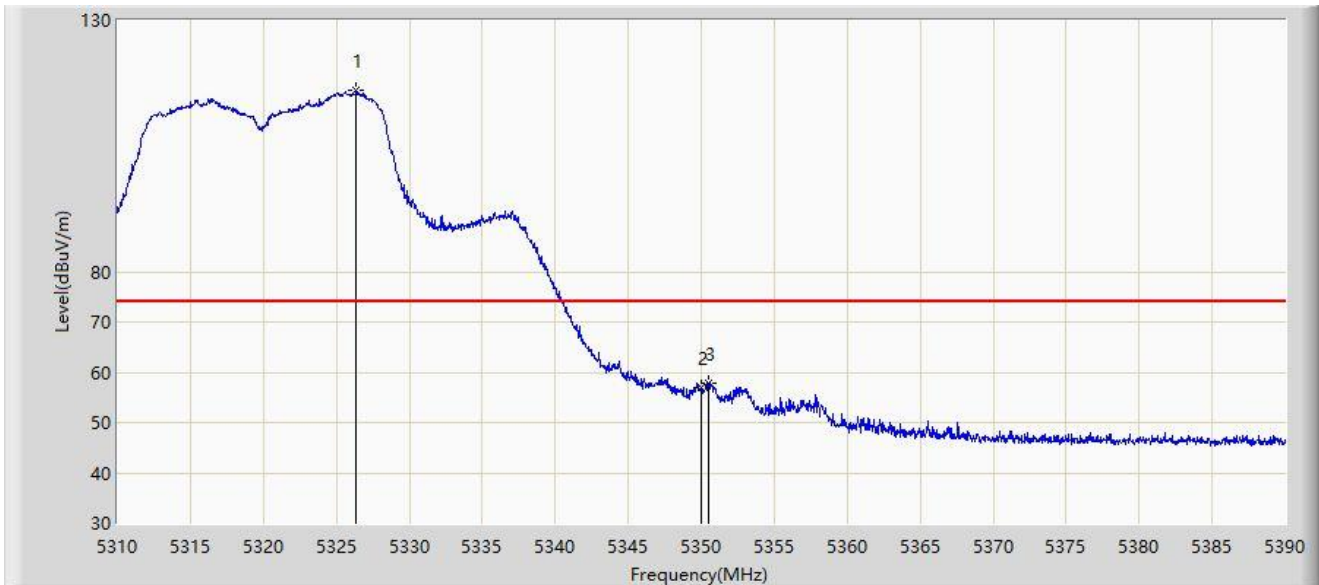
No	Mark	Frequency (MHz)	Measure Level (dB μ V/m)	Reading Level (dB μ V)	Margin (dB)	Limit (dB μ V/m)	Factor (dB/m)	Type
1		5327.520	100.822	61.382	N/A	N/A	39.440	AV
2		5350.000	41.345	42.795	-12.655	54.000	-1.451	AV
3	*	5350.200	41.396	42.953	-12.604	54.000	-1.558	AV

Note 1: " * ", means this data is the worst emission level.

Note 2: Measure Level (dB μ V/m) = Reading Level (dB μ V) + Factor (dB/m).

Note 3: Factor (dB/m) = Cable Loss (dB) + Antenna Factor (dB/m) - Pre_Amplifier Gain (dB).

Site: SIP-AC3	Test Date: 2022-12-31
Limit: FCC_5G_RE(3m)	Engineer: Wayne Wang
Probe: HF907_102861_1-18GHz	Polarity: Vertical
EUT: Dual-band Wi-Fi 6 Wireless AP	Power: AC 120V/60Hz
Test Mode: Transmit by 802.11a at 5320MHz	



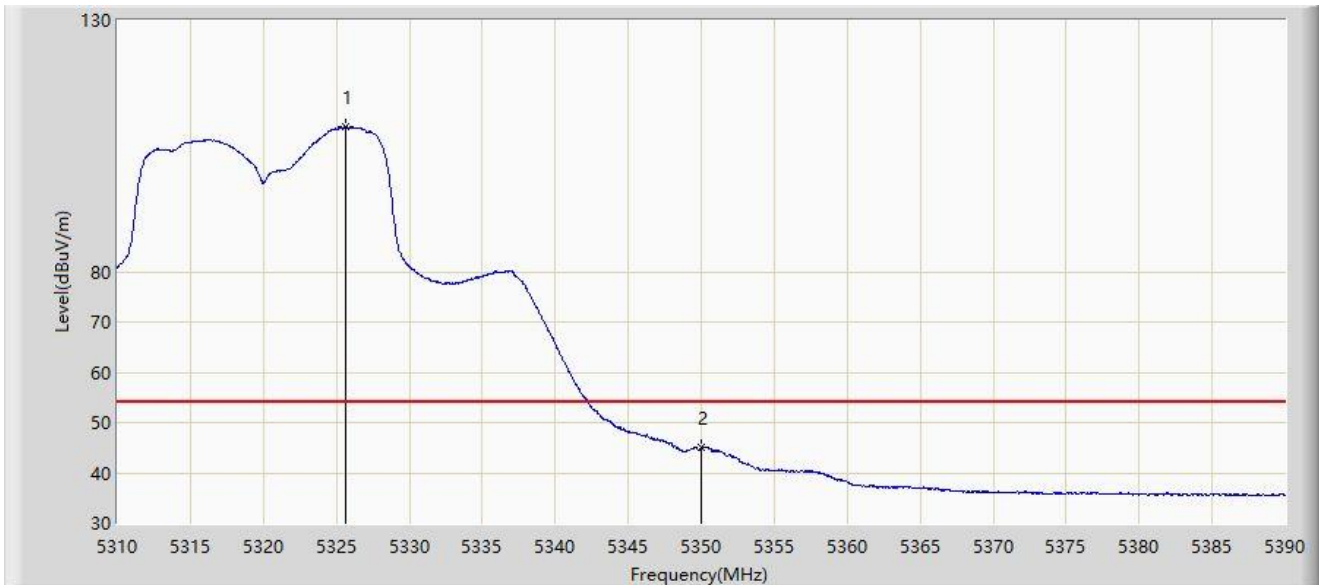
No	Mark	Frequency (MHz)	Measure Level (dB μ V/m)	Reading Level (dB μ V)	Margin (dB)	Limit (dB μ V/m)	Factor (dB/m)	Type
1		5326.360	116.138	77.531	N/A	N/A	38.607	PK
2		5350.000	56.904	58.354	-17.096	74.000	-1.451	PK
3	*	5350.520	57.859	59.586	-16.141	74.000	-1.727	PK

Note 1: " * ", means this data is the worst emission level.

Note 2: Measure Level (dB μ V/m) = Reading Level (dB μ V) + Factor (dB/m).

Note 3: Factor (dB/m) = Cable Loss (dB) + Antenna Factor (dB/m) - Pre_Amplifier Gain (dB).

Site: SIP-AC3	Test Date: 2022-12-31
Limit: FCC_5G_RE(3m)	Engineer: Wayne Wang
Probe: HF907_102861_1-18GHz	Polarity: Vertical
EUT: Dual-band Wi-Fi 6 Wireless AP	Power: AC 120V/60Hz
Test Mode: Transmit by 802.11a at 5320MHz	



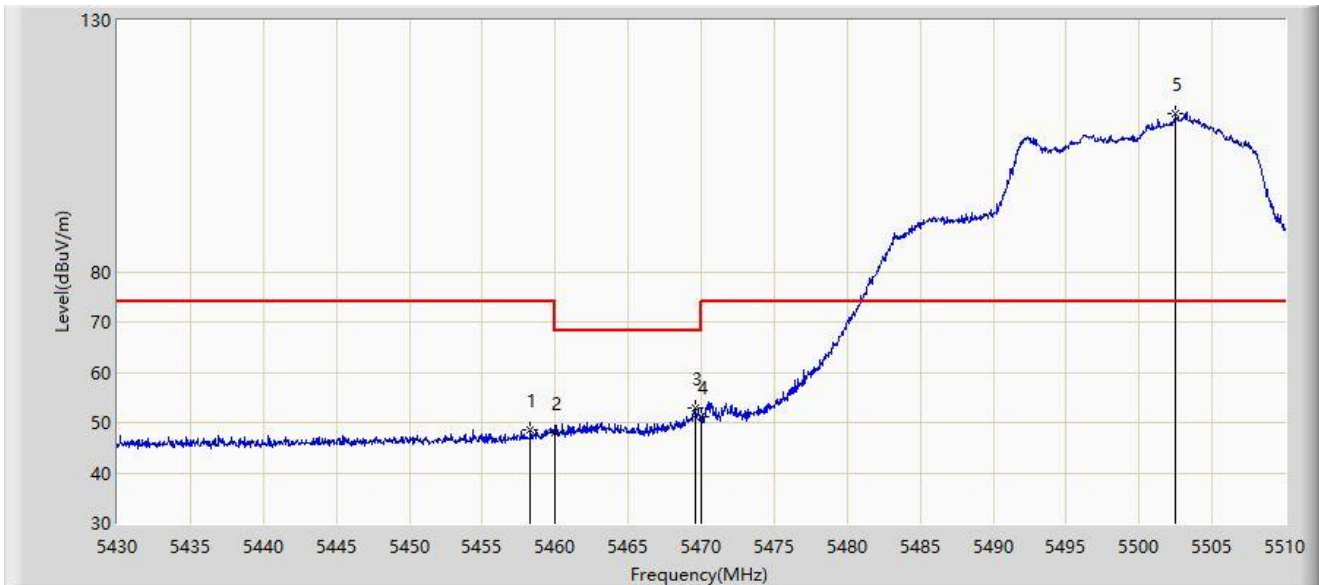
No	Mark	Frequency (MHz)	Measure Level (dB μ V/m)	Reading Level (dB μ V)	Margin (dB)	Limit (dB μ V/m)	Factor (dB/m)	Type
1		5325.640	108.817	70.199	N/A	N/A	38.619	AV
2	*	5350.000	45.095	46.545	-8.905	54.000	-1.451	AV

Note 1: " * ", means this data is the worst emission level.

Note 2: Measure Level (dB μ V/m) = Reading Level (dB μ V) + Factor (dB/m).

Note 3: Factor (dB/m) = Cable Loss (dB) + Antenna Factor (dB/m) - Pre_Amplifier Gain (dB).

Site: SIP-AC3	Test Date: 2022-12-31
Limit: FCC_5G_RE(3m)	Engineer: Wayne Wang
Probe: HF907_102861_1-18GHz	Polarity: Horizontal
EUT: Dual-band Wi-Fi 6 Wireless AP	Power: AC 120V/60Hz
Test Mode: Transmit by 802.11a at 5500MHz	



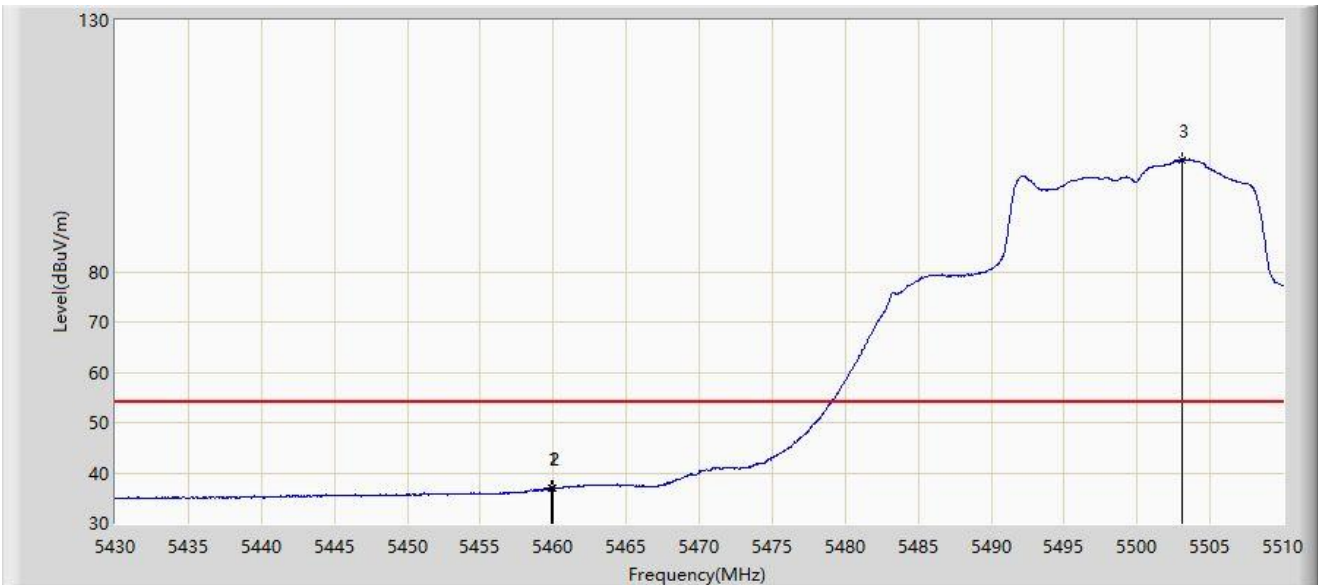
No	Mark	Frequency (MHz)	Measure Level (dB μ V/m)	Reading Level (dB μ V)	Margin (dB)	Limit (dB μ V/m)	Factor (dB/m)	Type
1		5458.320	48.572	52.358	-25.428	74.000	-3.786	PK
2		5460.000	47.972	51.647	-20.228	68.200	-3.675	PK
3	*	5469.640	52.938	54.994	-15.262	68.200	-2.056	PK
4		5470.000	51.134	53.066	-17.066	68.200	-1.932	PK
5		5502.480	111.553	70.879	N/A	N/A	40.674	PK

Note 1: " * ", means this data is the worst emission level.

Note 2: Measure Level (dB μ V/m) = Reading Level (dB μ V) + Factor (dB/m).

Note 3: Factor (dB/m) = Cable Loss (dB) + Antenna Factor (dB/m) - Pre_Amplifier Gain (dB).

Site: SIP-AC3	Test Date: 2022-12-31
Limit: FCC_5G_RE(3m)	Engineer: Wayne Wang
Probe: HF907_102861_1-18GHz	Polarity: Horizontal
EUT: Dual-band Wi-Fi 6 Wireless AP	Power: AC 120V/60Hz
Test Mode: Transmit by 802.11a at 5500MHz	



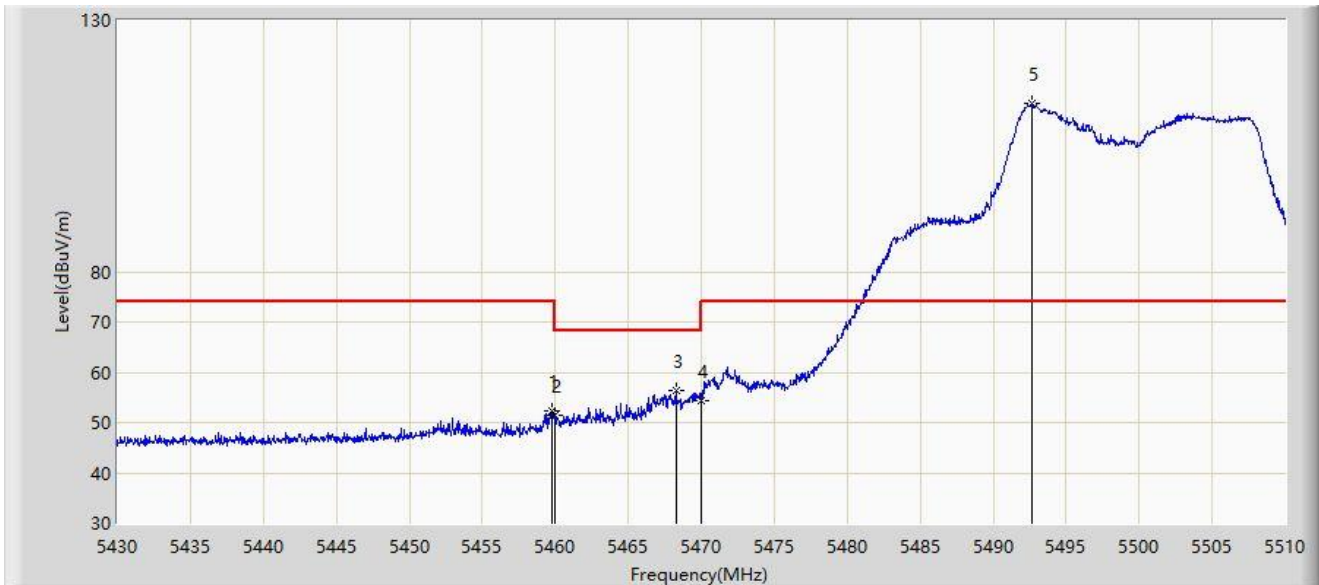
No	Mark	Frequency (MHz)	Measure Level (dBμV/m)	Reading Level (dBμV)	Margin (dB)	Limit (dBμV/m)	Factor (dB/m)	Type
1	*	5459.920	36.941	40.627	-17.059	54.000	-3.686	AV
2		5460.000	36.819	40.494	-17.181	54.000	-3.675	AV
3		5503.080	102.296	60.349	N/A	N/A	41.947	AV

Note 1: " * ", means this data is the worst emission level.

Note 2: Measure Level (dBμV/m) = Reading Level (dBμV) + Factor (dB/m).

Note 3: Factor (dB/m) = Cable Loss (dB) + Antenna Factor (dB/m) - Pre_Amplifier Gain (dB).

Site: SIP-AC3	Test Date: 2022-12-31
Limit: FCC_5G_RE(3m)	Engineer: Wayne Wang
Probe: HF907_102861_1-18GHz	Polarity: Vertical
EUT: Dual-band Wi-Fi 6 Wireless AP	Power: AC 120V/60Hz
Test Mode: Transmit by 802.11a at 5500MHz	



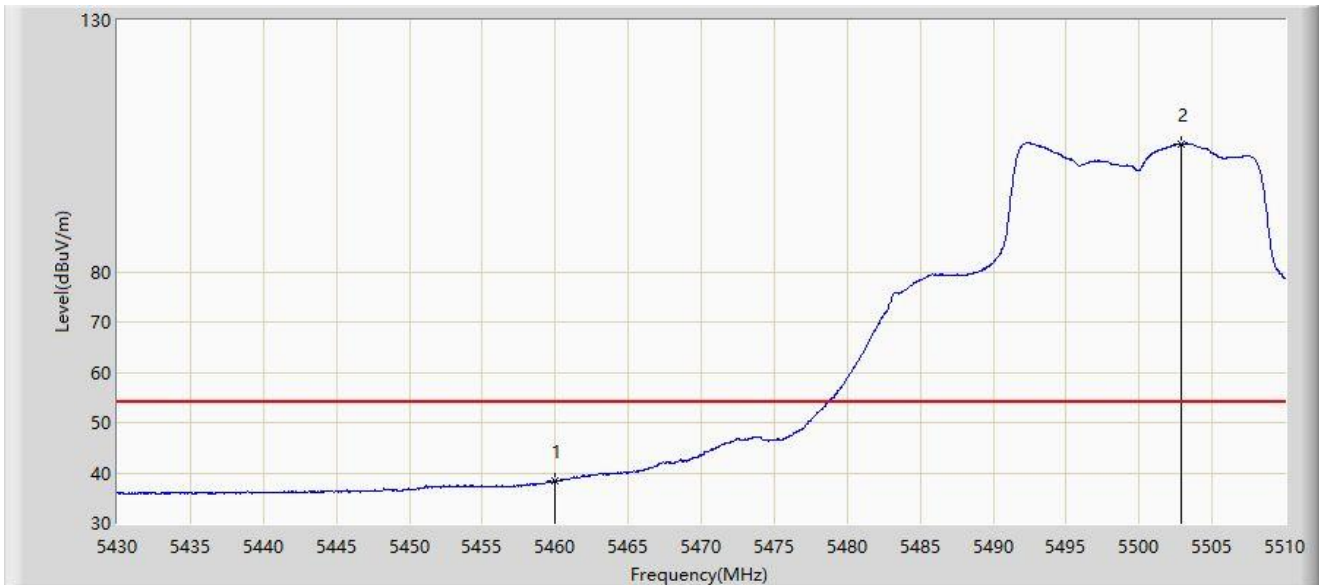
No	Mark	Frequency (MHz)	Measure Level (dBμV/m)	Reading Level (dBμV)	Margin (dB)	Limit (dBμV/m)	Factor (dB/m)	Type
1		5459.800	52.245	55.948	-21.755	74.000	-3.702	PK
2		5460.000	51.307	54.982	-16.893	68.200	-3.675	PK
3	*	5468.280	56.487	58.970	-11.713	68.200	-2.484	PK
4		5470.000	54.425	56.357	-13.775	68.200	-1.932	PK
5		5492.680	113.520	69.460	N/A	N/A	44.060	PK

Note 1: " * ", means this data is the worst emission level.

Note 2: Measure Level (dBμV/m) = Reading Level (dBμV) + Factor (dB/m).

Note 3: Factor (dB/m) = Cable Loss (dB) + Antenna Factor (dB/m) - Pre_Amplifier Gain (dB).

Site: SIP-AC3	Test Date: 2022-12-31
Limit: FCC_5G_RE(3m)	Engineer: Wayne Wang
Probe: HF907_102861_1-18GHz	Polarity: Vertical
EUT: Dual-band Wi-Fi 6 Wireless AP	Power: AC 120V/60Hz
Test Mode: Transmit by 802.11a at 5500MHz	



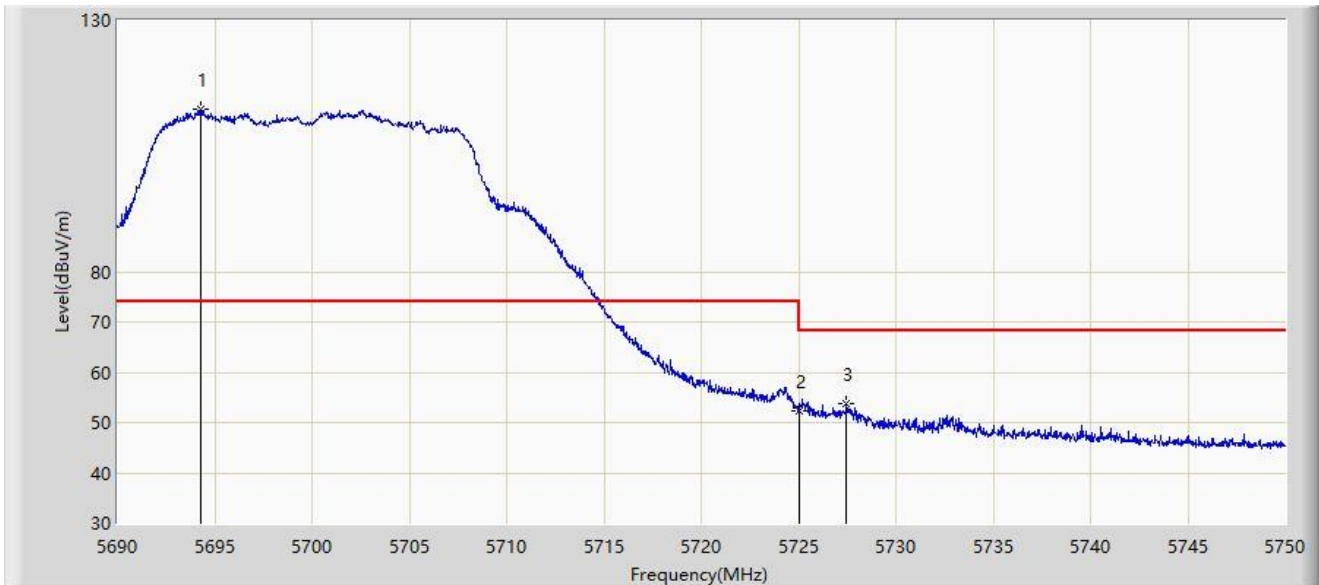
No	Mark	Frequency (MHz)	Measure Level (dB μ V/m)	Reading Level (dB μ V)	Margin (dB)	Limit (dB μ V/m)	Factor (dB/m)	Type
1	*	5460.000	38.329	42.004	-15.671	54.000	-3.675	AV
2		5502.880	105.421	63.904	N/A	N/A	41.517	AV

Note 1: " * ", means this data is the worst emission level.

Note 2: Measure Level (dB μ V/m) = Reading Level (dB μ V) + Factor (dB/m).

Note 3: Factor (dB/m) = Cable Loss (dB) + Antenna Factor (dB/m) - Pre_Amplifier Gain (dB).

Site: SIP-AC3	Test Date: 2022-12-31
Limit: FCC_5G_RE(3m)	Engineer: Wayne Wang
Probe: HF907_102861_1-18GHz	Polarity: Horizontal
EUT: Dual-band Wi-Fi 6 Wireless AP	Power: AC 120V/60Hz
Test Mode: Transmit by 802.11a at 5700MHz	



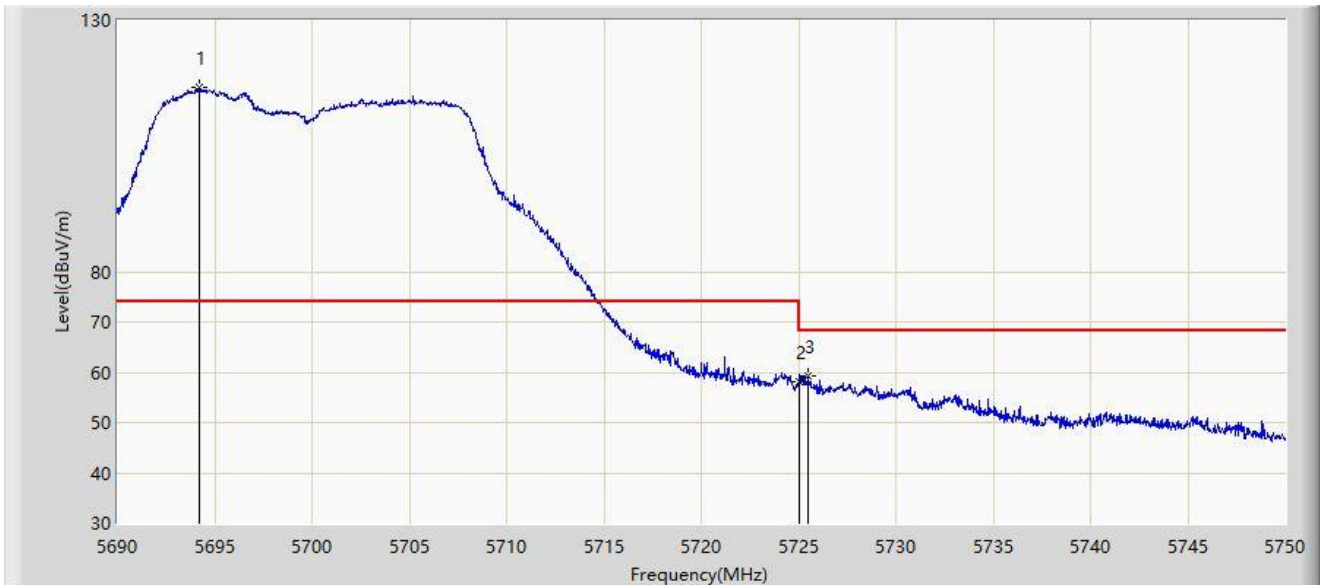
No	Mark	Frequency (MHz)	Measure Level (dB μ V/m)	Reading Level (dB μ V)	Margin (dB)	Limit (dB μ V/m)	Factor (dB/m)	Type
1		5694.260	112.331	71.150	N/A	N/A	41.181	PK
2		5725.000	52.325	53.920	-15.875	68.200	-1.596	PK
3	*	5727.470	53.648	56.347	-14.552	68.200	-2.699	PK

Note 1: " * ", means this data is the worst emission level.

Note 2: Measure Level (dB μ V/m) = Reading Level (dB μ V) + Factor (dB/m).

Note 3: Factor (dB/m) = Cable Loss (dB) + Antenna Factor (dB/m) - Pre_Amplifier Gain (dB).

Site: SIP-AC3	Test Date: 2022-12-31
Limit: FCC_5G_RE(3m)	Engineer: Wayne Wang
Probe: HF907_102861_1-18GHz	Polarity: Vertical
EUT: Dual-band Wi-Fi 6 Wireless AP	Power: AC 120V/60Hz
Test Mode: Transmit by 802.11a at 5700MHz	



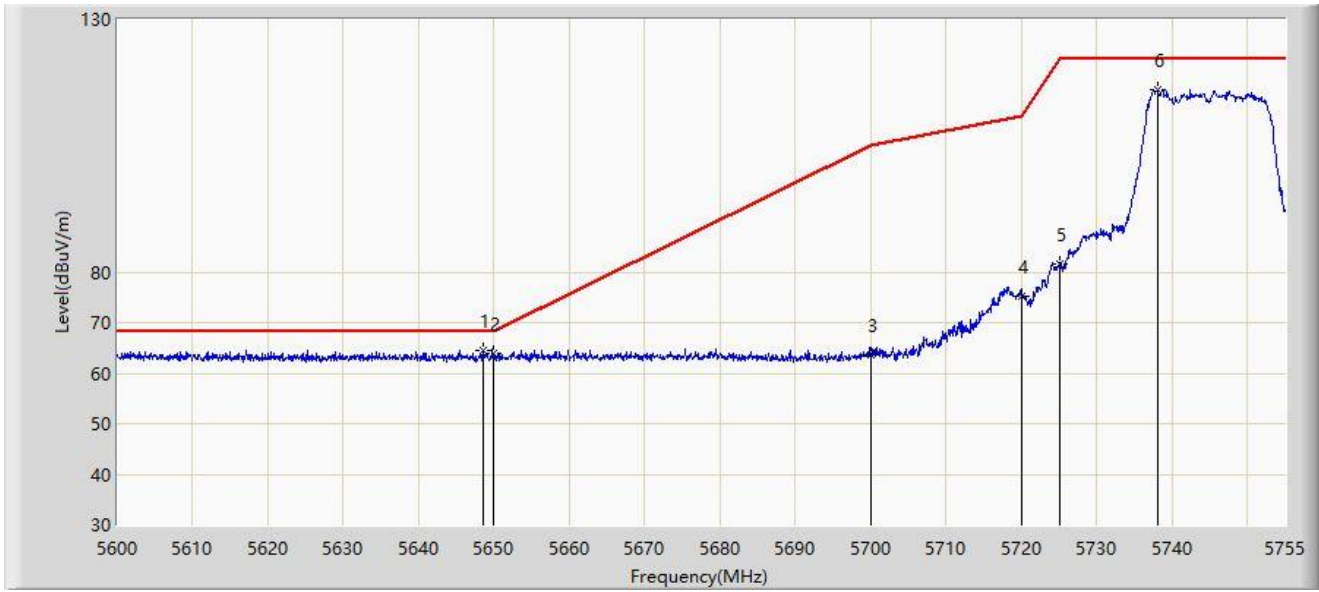
No	Mark	Frequency (MHz)	Measure Level (dB μ V/m)	Reading Level (dB μ V)	Margin (dB)	Limit (dB μ V/m)	Factor (dB/m)	Type
1		5694.200	116.545	75.315	N/A	N/A	41.230	PK
2		5725.000	58.058	59.653	-10.142	68.200	-1.596	PK
3	*	5725.520	59.207	61.086	-8.993	68.200	-1.879	PK

Note 1: " * ", means this data is the worst emission level.

Note 2: Measure Level (dB μ V/m) = Reading Level (dB μ V) + Factor (dB/m).

Note 3: Factor (dB/m) = Cable Loss (dB) + Antenna Factor (dB/m) - Pre_Amplifier Gain (dB).

Site: SIP-AC1	Time: 2023/01/03 - 11:30
Limit: FCC_5.8G_RE(3m)	Engineer: Wayne Wang
Probe: HF907_102862_1-18GHz	Polarity: Horizontal
EUT: Dual-band Wi-Fi 6 Wireless AP	Power: AC 120V/60Hz
Test Mode: Transmit by 802.11a at 5745MHz	



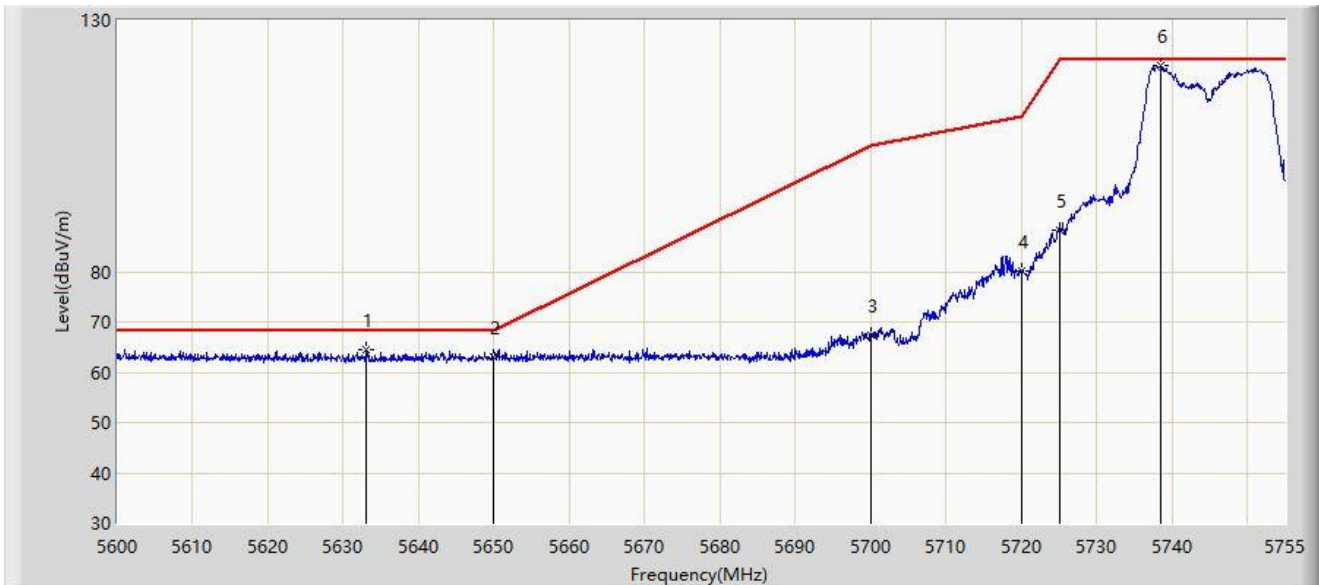
No	Mark	Frequency (MHz)	Measure Level (dBμV/m)	Reading Level (dBμV)	Margin (dB)	Limit (dBμV/m)	Factor (dB/m)	Type
1	*	5648.592	64.441	73.843	-3.759	68.200	-9.403	PK
2		5650.000	63.778	73.155	-4.422	68.200	-9.377	PK
3		5700.000	63.682	73.397	-41.518	105.200	-9.715	PK
4		5720.000	75.218	84.927	-35.582	110.800	-9.709	PK
5		5725.000	81.536	91.218	-40.664	122.200	-9.682	PK
6		5738.105	116.001	125.360	N/A	N/A	-9.360	PK

Note 1: " * ", means this data is the worst emission level.

Note 2: Measure Level (dBμV/m) = Reading Level (dBμV) + Factor (dB/m).

Note 3: Factor (dB/m) = Cable Loss (dB) + Antenna Factor (dB/m) - Pre_Amplifier Gain (dB).

Site: SIP-AC1	Time: 2023/01/03 - 11:57
Limit: FCC_5.8G_RE(3m)	Engineer: Wayne Wang
Probe: HF907_102862_1-18GHz	Polarity: Vertical
EUT: Dual-band Wi-Fi 6 Wireless AP	Power: AC 120V/60Hz
Test Mode: Transmit by 802.11a at 5745MHz	



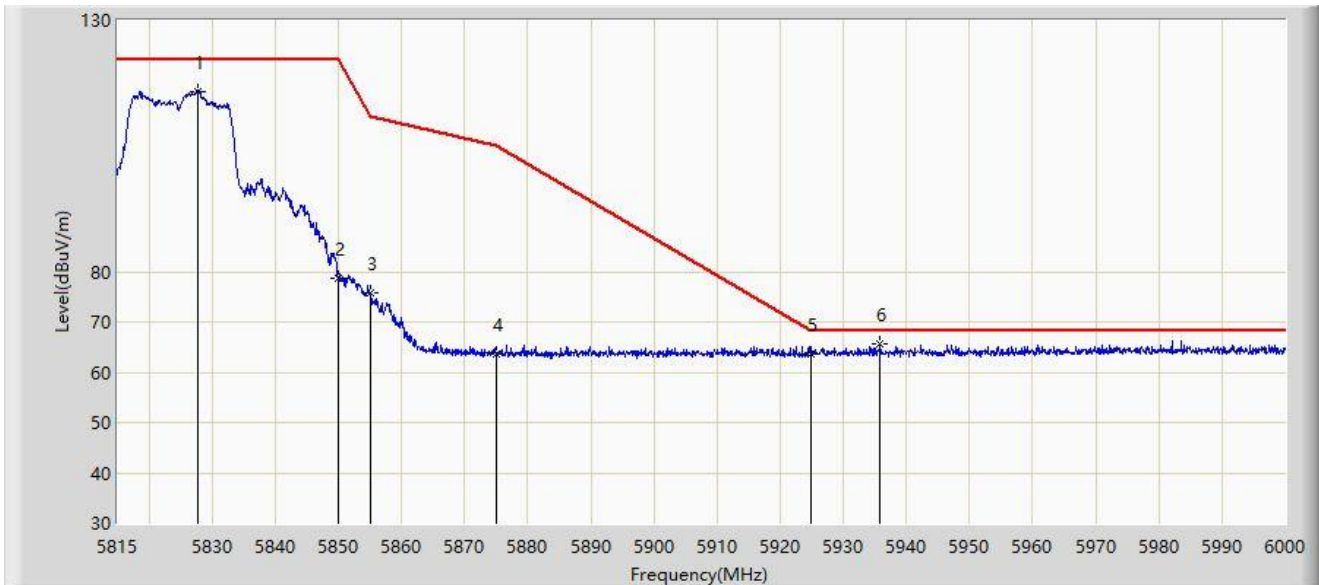
No	Mark	Frequency (MHz)	Measure Level (dBμV/m)	Reading Level (dBμV)	Margin (dB)	Limit (dBμV/m)	Factor (dB/m)	Type
1	*	5633.092	64.352	73.967	-3.848	68.200	-9.616	PK
2		5650.000	63.095	72.472	-5.105	68.200	-9.377	PK
3		5700.000	67.414	77.129	-37.786	105.200	-9.715	PK
4		5720.000	80.210	89.919	-30.590	110.800	-9.709	PK
5		5725.000	88.126	97.808	-34.074	122.200	-9.682	PK
6		5738.570	121.001	130.348	N/A	N/A	-9.348	PK

Note 1: " * ", means this data is the worst emission level.

Note 2: Measure Level (dBμV/m) = Reading Level (dBμV) + Factor (dB/m).

Note 3: Factor (dB/m) = Cable Loss (dB) + Antenna Factor (dB/m) - Pre_Amplifier Gain (dB).

Site: SIP-AC1	Time: 2023/01/03 - 13:06
Limit: FCC_5.8G_RE(3m)	Engineer: Wayne Wang
Probe: HF907_102862_1-18GHz	Polarity: Horizontal
EUT: Dual-band Wi-Fi 6 Wireless AP	Power: AC 120V/60Hz
Test Mode: Transmit by 802.11a at 5825MHz	



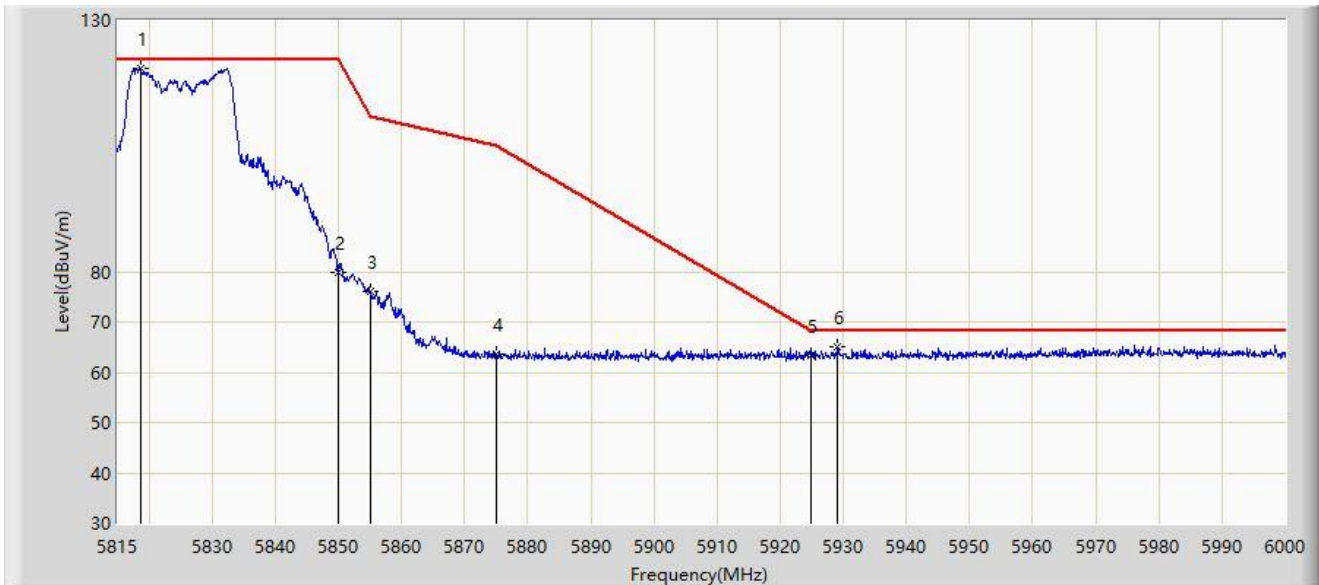
No	Mark	Frequency (MHz)	Measure Level (dB μ V/m)	Reading Level (dB μ V)	Margin (dB)	Limit (dB μ V/m)	Factor (dB/m)	Type
1		5827.857	115.917	125.021	N/A	N/A	-9.104	PK
2		5850.000	78.669	87.566	-43.531	122.200	-8.896	PK
3		5855.000	75.817	84.762	-34.983	110.800	-8.946	PK
4		5875.000	63.563	72.641	-41.637	105.200	-9.078	PK
5		5925.000	63.725	72.739	-4.475	68.200	-9.014	PK
6	*	5935.897	65.588	74.587	-2.612	68.200	-8.999	PK

Note 1: " * ", means this data is the worst emission level.

Note 2: Measure Level (dB μ V/m) = Reading Level (dB μ V) + Factor (dB/m).

Note 3: Factor (dB/m) = Cable Loss (dB) + Antenna Factor (dB/m) - Pre_Amplifier Gain (dB).

Site: SIP-AC1	Time: 2023/01/03 - 13:12
Limit: FCC_5.8G_RE(3m)	Engineer: Wayne Wang
Probe: HF907_102862_1-18GHz	Polarity: Vertical
EUT: Dual-band Wi-Fi 6 Wireless AP	Power: AC 120V/60Hz
Test Mode: Transmit by 802.11a at 5825MHz	



No	Mark	Frequency (MHz)	Measure Level (dB μ V/m)	Reading Level (dB μ V)	Margin (dB)	Limit (dB μ V/m)	Factor (dB/m)	Type
1		5818.607	120.426	129.642	N/A	N/A	-9.216	PK
2		5850.000	79.999	88.896	-42.201	122.200	-8.896	PK
3		5855.000	76.103	85.048	-34.697	110.800	-8.946	PK
4		5875.000	63.670	72.748	-41.530	105.200	-9.078	PK
5		5925.000	63.376	72.390	-4.824	68.200	-9.014	PK
6	*	5929.145	65.172	74.196	-3.028	68.200	-9.023	PK

Note 1: " * ", means this data is the worst emission level.

Note 2: Measure Level (dB μ V/m) = Reading Level (dB μ V) + Factor (dB/m).

Note 3: Factor (dB/m) = Cable Loss (dB) + Antenna Factor (dB/m) - Pre_Amplifier Gain (dB).

Site: SIP-AC3	Test Date: 2022-12-21
Limit: FCC_5G_RE(3m)	Engineer: Wayne Wang
Probe: HF907_102861_1-18GHz	Polarity: Horizontal
EUT: Dual-band Wi-Fi 6 Wireless AP	Power: AC 120V/60Hz
Test Mode: Transmit by 802.11ac-VHT20 at 5180MHz	



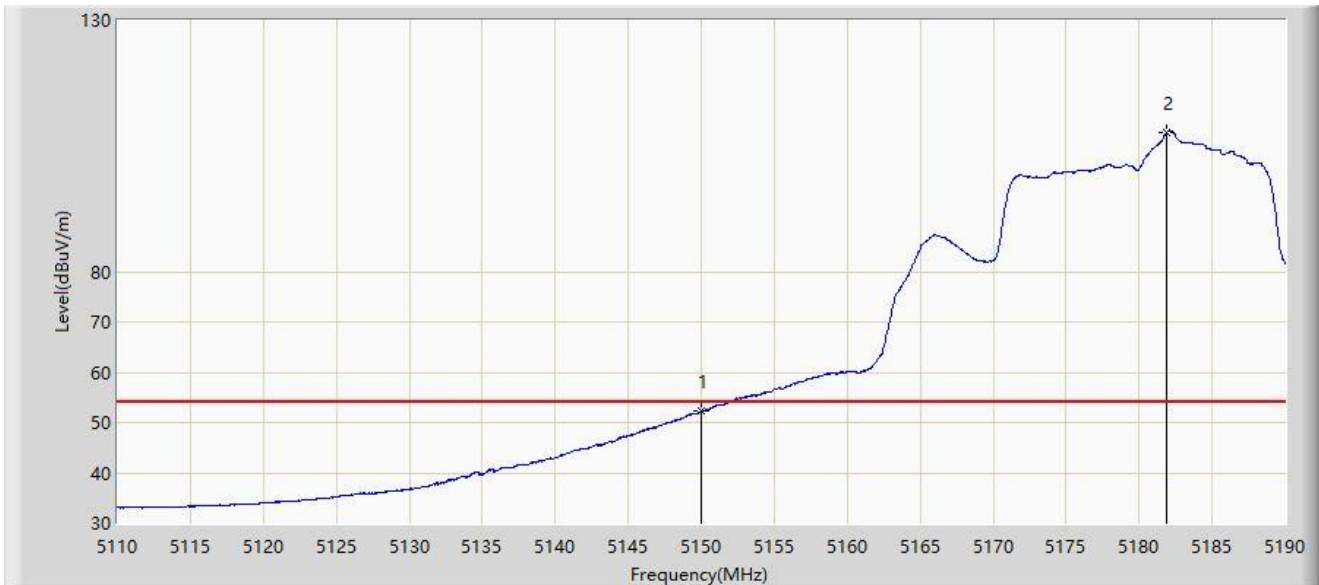
No	Mark	Frequency (MHz)	Measure Level (dB μ V/m)	Reading Level (dB μ V)	Margin (dB)	Limit (dB μ V/m)	Factor (dB/m)	Type
1	*	5149.280	68.482	68.482	-5.518	74.000	0.000	PK
2		5150.000	67.959	70.984	-6.041	74.000	-3.026	PK
3		5182.760	117.688	79.413	N/A	N/A	38.275	PK

Note 1: " * ", means this data is the worst emission level.

Note 2: Measure Level (dB μ V/m) = Reading Level (dB μ V) + Factor (dB/m).

Note 3: Factor (dB/m) = Cable Loss (dB) + Antenna Factor (dB/m) - Pre_Amplifier Gain (dB).

Site: SIP-AC3	Test Date: 2022-12-21
Limit: FCC_5G_RE(3m)	Engineer: Wayne Wang
Probe: HF907_102861_1-18GHz	Polarity: Horizontal
EUT: Dual-band Wi-Fi 6 Wireless AP	Power: AC 120V/60Hz
Test Mode: Transmit by 802.11ac-VHT20 at 5180MHz	



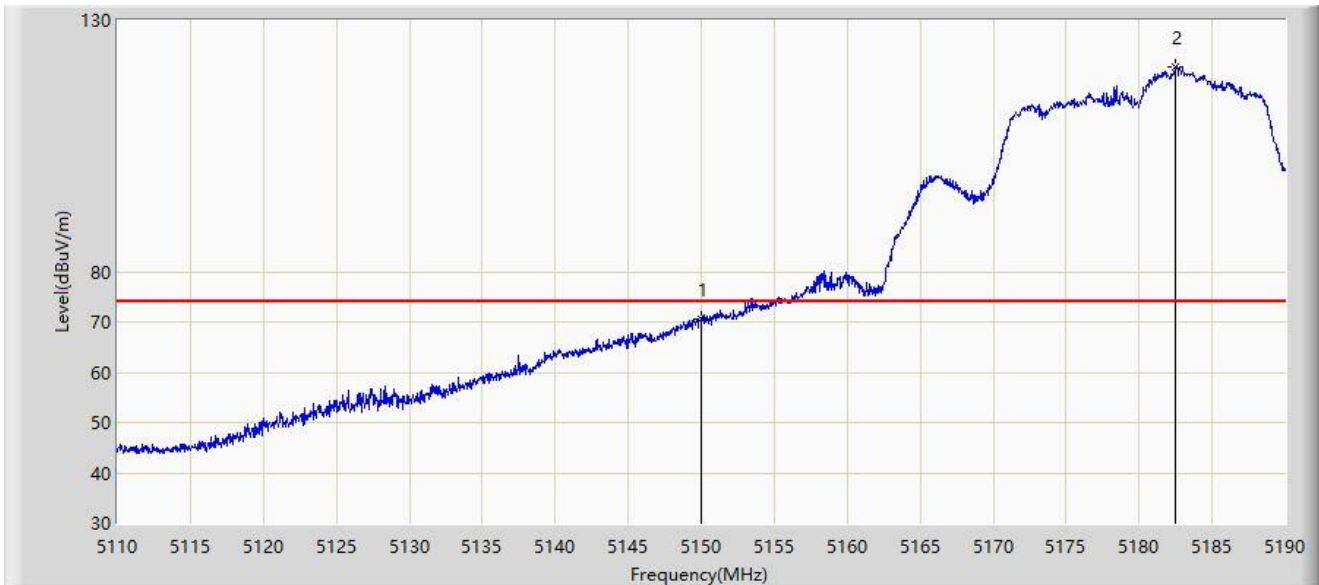
No	Mark	Frequency (MHz)	Measure Level (dB μ V/m)	Reading Level (dB μ V)	Margin (dB)	Limit (dB μ V/m)	Factor (dB/m)	Type
1	*	5150.000	52.370	55.395	-1.630	54.000	-3.026	AV
2		5181.920	107.822	67.899	N/A	N/A	39.923	AV

Note 1: " * ", means this data is the worst emission level.

Note 2: Measure Level (dB μ V/m) = Reading Level (dB μ V) + Factor (dB/m).

Note 3: Factor (dB/m) = Cable Loss (dB) + Antenna Factor (dB/m) - Pre_Amplifier Gain (dB).

Site: SIP-AC3	Test Date: 2022-12-21
Limit: FCC_5G_RE(3m)	Engineer: Wayne Wang
Probe: HF907_102861_1-18GHz	Polarity: Vertical
EUT: Dual-band Wi-Fi 6 Wireless AP	Power: AC 120V/60Hz
Test Mode: Transmit by 802.11ac-VHT20 at 5180MHz	



No	Mark	Frequency (MHz)	Measure Level (dB μ V/m)	Reading Level (dB μ V)	Margin (dB)	Limit (dB μ V/m)	Factor (dB/m)	Type
1	*	5150.000	70.465	73.490	-3.535	74.000	-3.026	PK
2		5182.520	120.626	81.857	N/A	N/A	38.769	PK

Note 1: " * ", means this data is the worst emission level.

Note 2: Measure Level (dB μ V/m) = Reading Level (dB μ V) + Factor (dB/m).

Note 3: Factor (dB/m) = Cable Loss (dB) + Antenna Factor (dB/m) - Pre_Amplifier Gain (dB).

Site: SIP-AC3	Test Date: 2022-12-21
Limit: FCC_5G_RE(3m)	Engineer: Wayne Wang
Probe: HF907_102861_1-18GHz	Polarity: Vertical
EUT: Dual-band Wi-Fi 6 Wireless AP	Power: AC 120V/60Hz
Test Mode: Transmit by 802.11ac-VHT20 at 5180MHz	



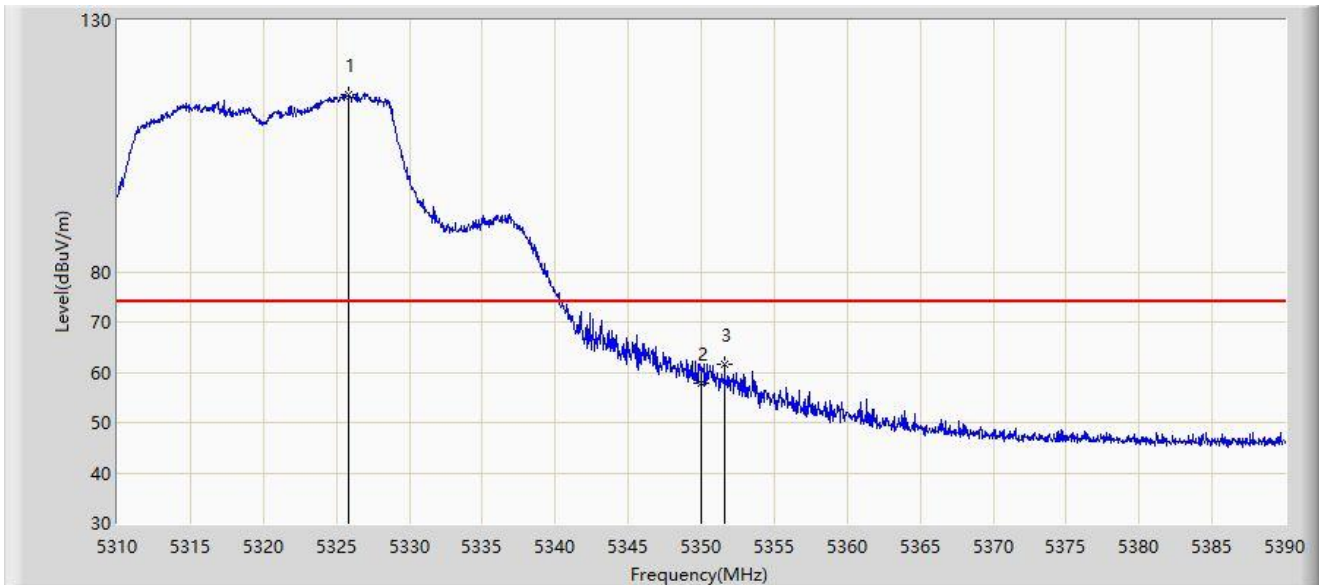
No	Mark	Frequency (MHz)	Measure Level (dBμV/m)	Reading Level (dBμV)	Margin (dB)	Limit (dBμV/m)	Factor (dB/m)	Type
1	*	5150.000	53.801	56.826	-0.199	54.000	-3.026	AV
2		5183.000	108.133	70.351	N/A	N/A	37.782	AV

Note 1: " * ", means this data is the worst emission level.

Note 2: Measure Level (dBμV/m) = Reading Level (dBμV) + Factor (dB/m).

Note 3: Factor (dB/m) = Cable Loss (dB) + Antenna Factor (dB/m) - Pre_Amplifier Gain (dB).

Site: SIP-AC3	Test Date: 2022-12-31
Limit: FCC_5G_RE(3m)	Engineer: Wayne Wang
Probe: HF907_102861_1-18GHz	Polarity: Horizontal
EUT: Dual-band Wi-Fi 6 Wireless AP	Power: AC 120V/60Hz
Test Mode: Transmit by 802.11ac-VHT20 at 5320MHz	



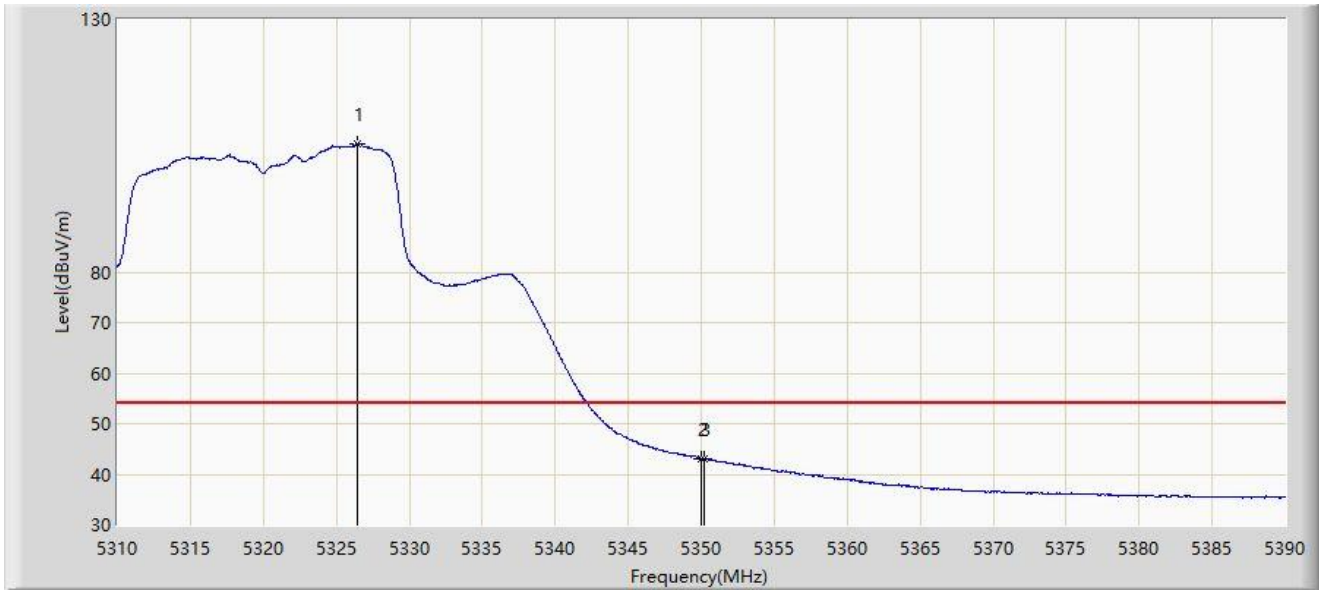
No	Mark	Frequency (MHz)	Measure Level (dB μ V/m)	Reading Level (dB μ V)	Margin (dB)	Limit (dB μ V/m)	Factor (dB/m)	Type
1		5325.840	115.319	76.736	N/A	N/A	38.583	PK
2		5350.000	57.859	59.309	-16.141	74.000	-1.451	PK
3	*	5351.600	61.588	63.804	-12.412	74.000	-2.216	PK

Note 1: " * ", means this data is the worst emission level.

Note 2: Measure Level (dB μ V/m) = Reading Level (dB μ V) + Factor (dB/m).

Note 3: Factor (dB/m) = Cable Loss (dB) + Antenna Factor (dB/m) - Pre_Amplifier Gain (dB).

Site: SIP-AC3	Test Date: 2022-12-31
Limit: FCC_5G_RE(3m)	Engineer: Wayne Wang
Probe: HF907_102861_1-18GHz	Polarity: Horizontal
EUT: Dual-band Wi-Fi 6 Wireless AP	Power: AC 120V/60Hz
Test Mode: Transmit by 802.11ac-VHT20 at 5320MHz	



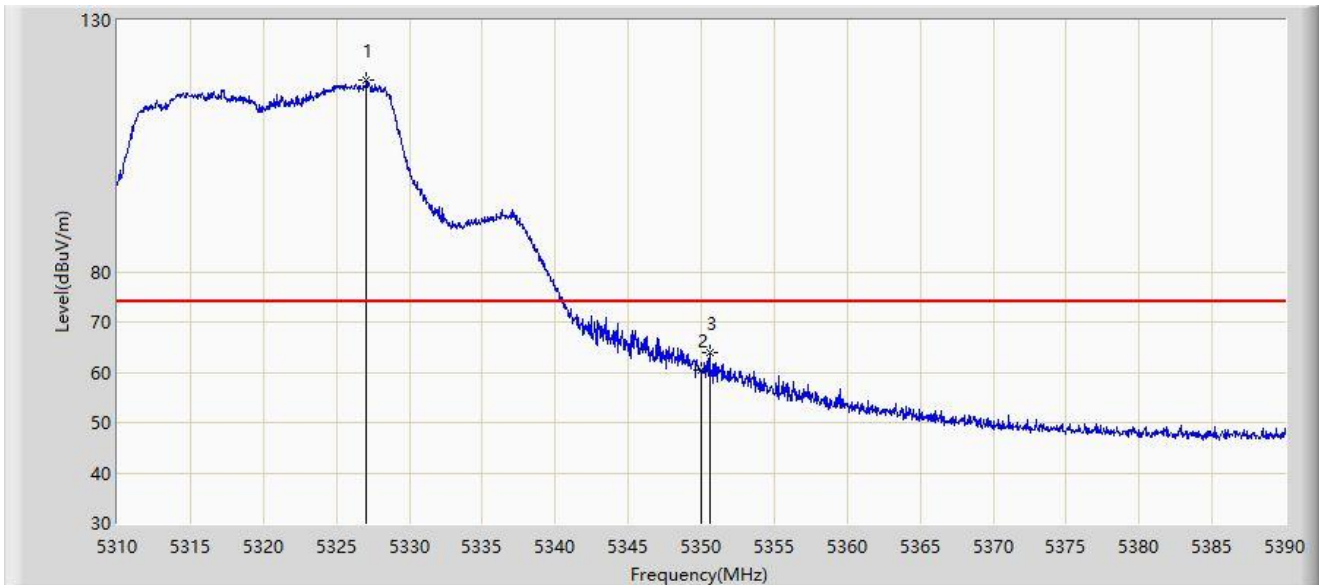
No	Mark	Frequency (MHz)	Measure Level (dB μ V/m)	Reading Level (dB μ V)	Margin (dB)	Limit (dB μ V/m)	Factor (dB/m)	Type
1		5326.400	105.380	66.751	N/A	N/A	38.629	AV
2		5350.000	43.087	44.537	-10.913	54.000	-1.451	AV
3	*	5350.160	43.139	44.675	-10.861	54.000	-1.536	AV

Note 1: " * ", means this data is the worst emission level.

Note 2: Measure Level (dB μ V/m) = Reading Level (dB μ V) + Factor (dB/m).

Note 3: Factor (dB/m) = Cable Loss (dB) + Antenna Factor (dB/m) - Pre_Amplifier Gain (dB).

Site: SIP-AC3	Test Date: 2022-12-31
Limit: FCC_5G_RE(3m)	Engineer: Wayne Wang
Probe: HF907_102861_1-18GHz	Polarity: Vertical
EUT: Dual-band Wi-Fi 6 Wireless AP	Power: AC 120V/60Hz
Test Mode: Transmit by 802.11ac-VHT20 at 5320MHz	



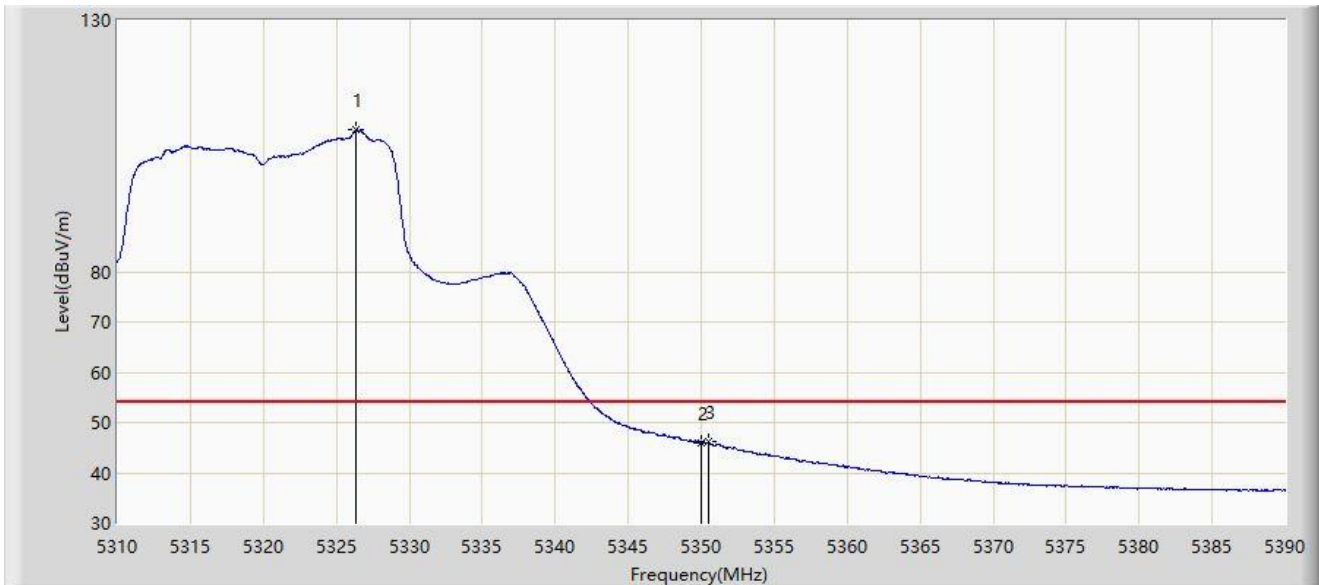
No	Mark	Frequency (MHz)	Measure Level (dB μ V/m)	Reading Level (dB μ V)	Margin (dB)	Limit (dB μ V/m)	Factor (dB/m)	Type
1		5327.080	117.978	78.975	N/A	N/A	39.003	PK
2		5350.000	60.408	61.858	-13.592	74.000	-1.451	PK
3	*	5350.560	64.016	65.762	-9.984	74.000	-1.746	PK

Note 1: " * ", means this data is the worst emission level.

Note 2: Measure Level (dB μ V/m) = Reading Level (dB μ V) + Factor (dB/m).

Note 3: Factor (dB/m) = Cable Loss (dB) + Antenna Factor (dB/m) - Pre_Amplifier Gain (dB).

Site: SIP-AC3	Test Date: 2022-12-31
Limit: FCC_5G_RE(3m)	Engineer: Wayne Wang
Probe: HF907_102861_1-18GHz	Polarity: Vertical
EUT: Dual-band Wi-Fi 6 Wireless AP	Power: AC 120V/60Hz
Test Mode: Transmit by 802.11ac-VHT20 at 5320MHz	



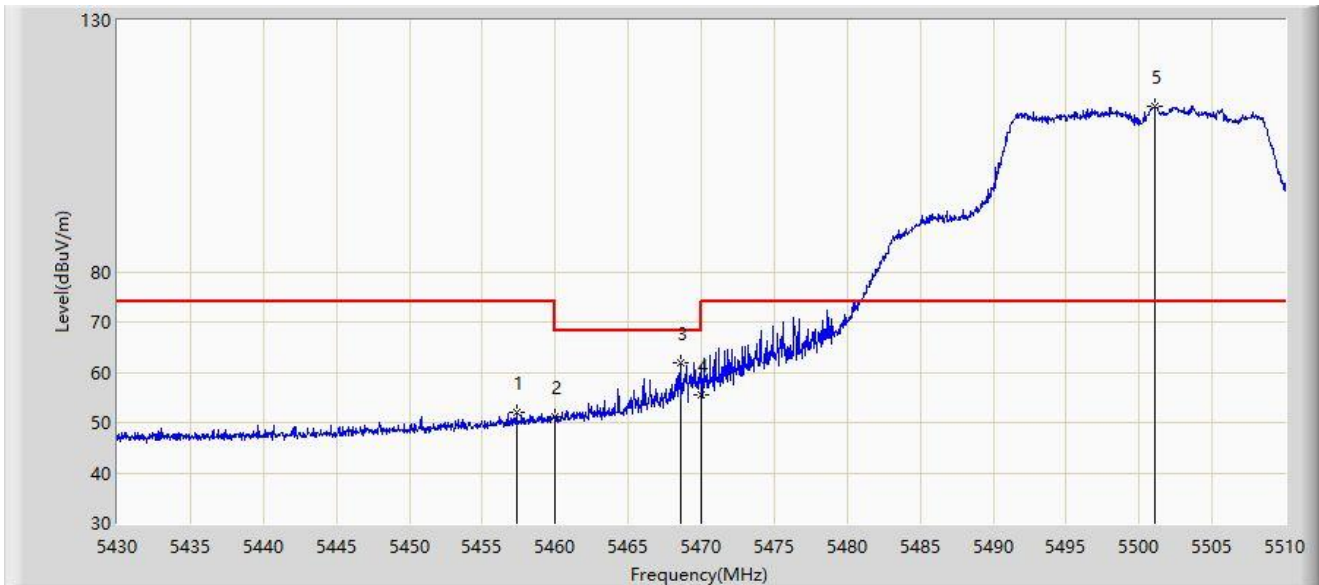
No	Mark	Frequency (MHz)	Measure Level (dB μ V/m)	Reading Level (dB μ V)	Margin (dB)	Limit (dB μ V/m)	Factor (dB/m)	Type
1		5326.360	108.215	69.608	N/A	N/A	38.607	AV
2		5350.000	45.949	47.399	-8.051	54.000	-1.451	AV
3	*	5350.480	46.100	47.806	-7.900	54.000	-1.706	AV

Note 1: " * ", means this data is the worst emission level.

Note 2: Measure Level (dB μ V/m) = Reading Level (dB μ V) + Factor (dB/m).

Note 3: Factor (dB/m) = Cable Loss (dB) + Antenna Factor (dB/m) - Pre_Amplifier Gain (dB).

Site: SIP-AC3	Test Date: 2022-12-31
Limit: FCC_5G_RE(3m)	Engineer: Wayne Wang
Probe: HF907_102861_1-18GHz	Polarity: Horizontal
EUT: Dual-band Wi-Fi 6 Wireless AP	Power: AC 120V/60Hz
Test Mode: Transmit by 802.11ac-VHT20 at 5500MHz	



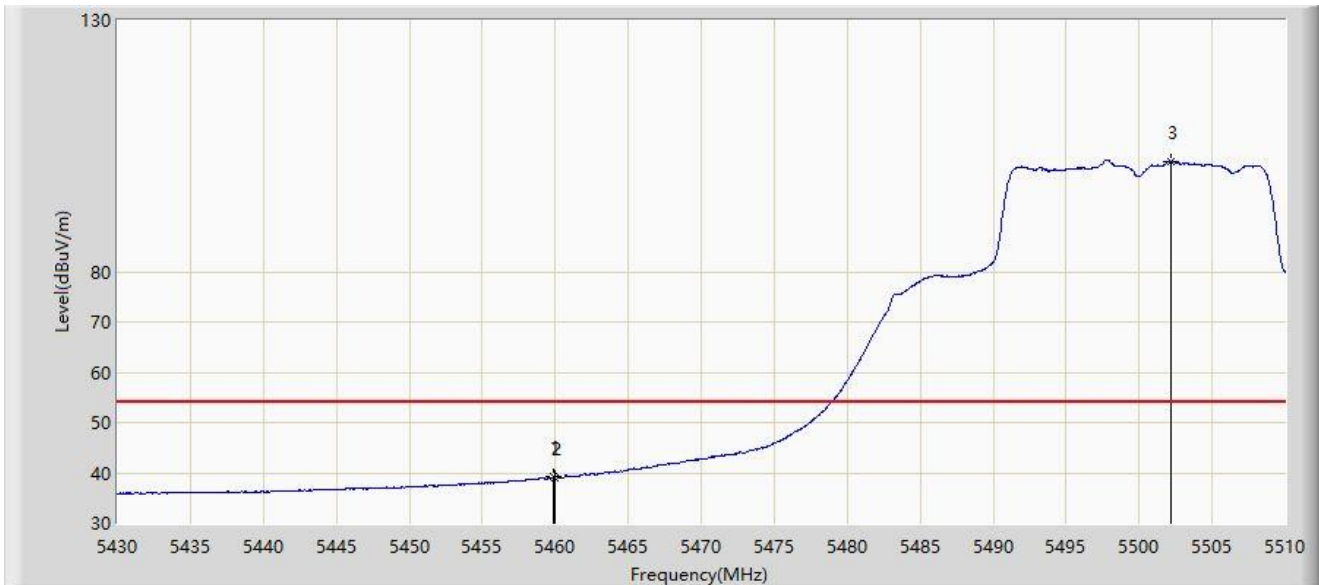
No	Mark	Frequency (MHz)	Measure Level (dBμV/m)	Reading Level (dBμV)	Margin (dB)	Limit (dBμV/m)	Factor (dB/m)	Type
1		5457.320	52.007	55.909	-21.993	74.000	-3.903	PK
2		5460.000	51.023	54.698	-17.177	68.200	-3.675	PK
3	*	5468.560	61.815	64.221	-6.385	68.200	-2.406	PK
4		5470.000	55.380	57.312	-12.820	68.200	-1.932	PK
5		5501.080	112.909	74.041	N/A	N/A	38.869	PK

Note 1: " * ", means this data is the worst emission level.

Note 2: Measure Level (dBμV/m) = Reading Level (dBμV) + Factor (dB/m).

Note 3: Factor (dB/m) = Cable Loss (dB) + Antenna Factor (dB/m) - Pre_Amplifier Gain (dB).

Site: SIP-AC3	Test Date: 2022-12-31
Limit: FCC_5G_RE(3m)	Engineer: Wayne Wang
Probe: HF907_102861_1-18GHz	Polarity: Horizontal
EUT: Dual-band Wi-Fi 6 Wireless AP	Power: AC 120V/60Hz
Test Mode: Transmit by 802.11ac-VHT20 at 5500MHz	



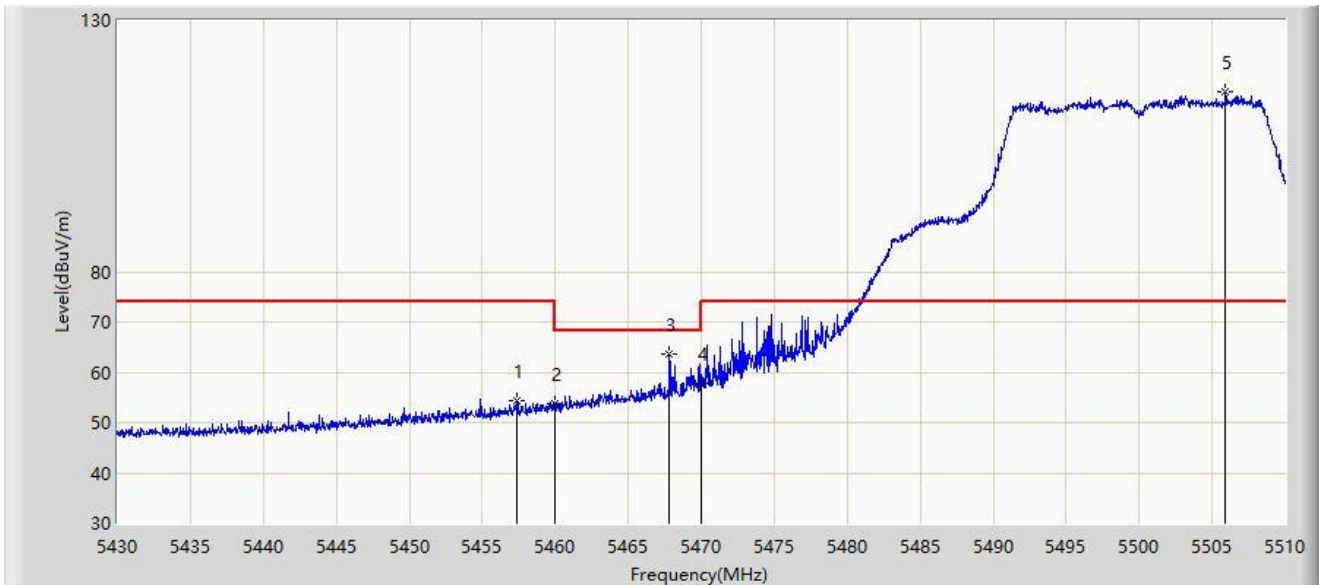
No	Mark	Frequency (MHz)	Measure Level (dB μ V/m)	Reading Level (dB μ V)	Margin (dB)	Limit (dB μ V/m)	Factor (dB/m)	Type
1	*	5459.840	39.184	42.882	-14.816	54.000	-3.697	AV
2		5460.000	39.127	42.802	-14.873	54.000	-3.675	AV
3		5502.200	101.917	61.757	N/A	N/A	40.161	AV

Note 1: " * ", means this data is the worst emission level.

Note 2: Measure Level (dB μ V/m) = Reading Level (dB μ V) + Factor (dB/m).

Note 3: Factor (dB/m) = Cable Loss (dB) + Antenna Factor (dB/m) - Pre_Amplifier Gain (dB).

Site: SIP-AC3	Test Date: 2022-12-31
Limit: FCC_5G_RE(3m)	Engineer: Wayne Wang
Probe: HF907_102861_1-18GHz	Polarity: Vertical
EUT: Dual-band Wi-Fi 6 Wireless AP	Power: AC 120V/60Hz
Test Mode: Transmit by 802.11ac-VHT20 at 5500MHz	



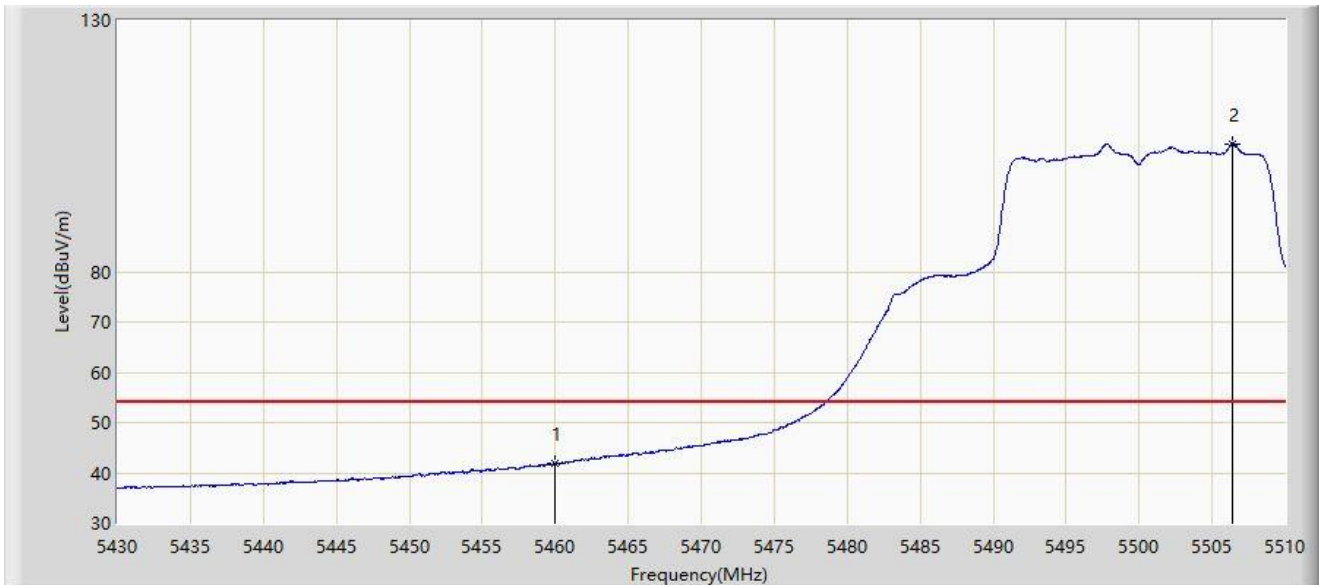
No	Mark	Frequency (MHz)	Measure Level (dBμV/m)	Reading Level (dBμV)	Margin (dB)	Limit (dBμV/m)	Factor (dB/m)	Type
1		5457.320	54.392	58.294	-19.608	74.000	-3.903	PK
2		5460.000	53.660	57.335	-14.540	68.200	-3.675	PK
3	*	5467.840	63.768	66.405	-4.432	68.200	-2.637	PK
4		5470.000	57.761	59.693	-10.439	68.200	-1.932	PK
5		5505.880	115.838	73.338	N/A	N/A	42.500	PK

Note 1: " * ", means this data is the worst emission level.

Note 2: Measure Level (dBμV/m) = Reading Level (dBμV) + Factor (dB/m).

Note 3: Factor (dB/m) = Cable Loss (dB) + Antenna Factor (dB/m) - Pre_Amplifier Gain (dB).

Site: SIP-AC3	Test Date: 2022-12-31
Limit: FCC_5G_RE(3m)	Engineer: Wayne Wang
Probe: HF907_102861_1-18GHz	Polarity: Vertical
EUT: Dual-band Wi-Fi 6 Wireless AP	Power: AC 120V/60Hz
Test Mode: Transmit by 802.11ac-VHT20 at 5500MHz	



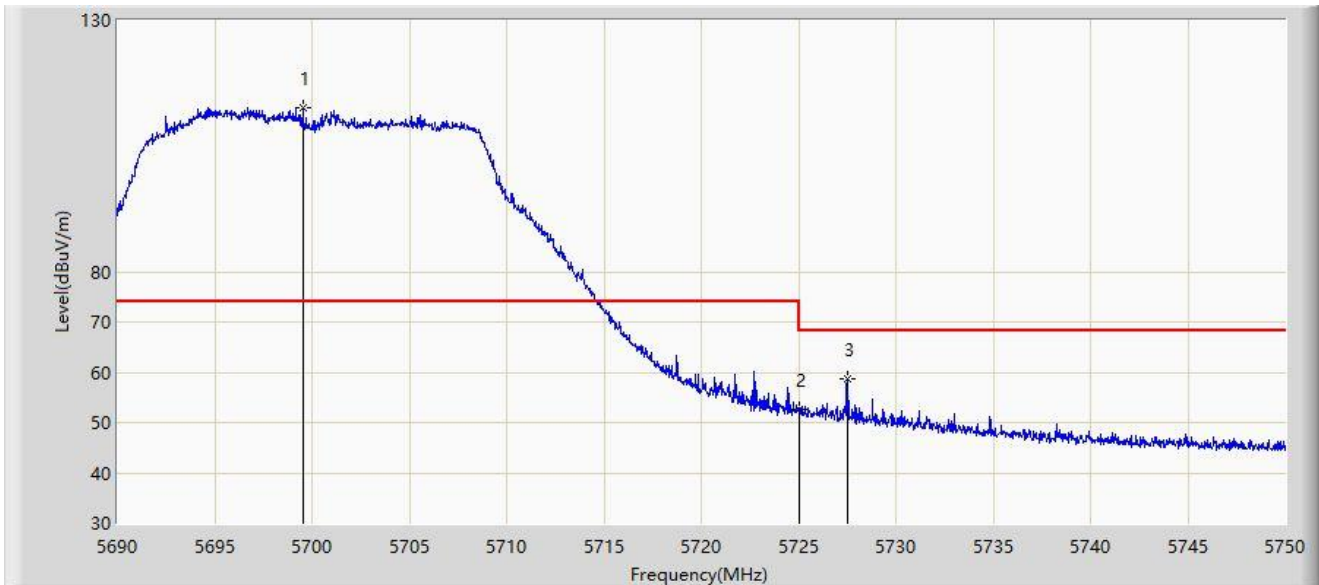
No	Mark	Frequency (MHz)	Measure Level (dB μ V/m)	Reading Level (dB μ V)	Margin (dB)	Limit (dB μ V/m)	Factor (dB/m)	Type
1	*	5460.000	41.925	45.600	-12.075	54.000	-3.675	AV
2		5506.360	105.411	63.738	N/A	N/A	41.673	AV

Note 1: " * ", means this data is the worst emission level.

Note 2: Measure Level (dB μ V/m) = Reading Level (dB μ V) + Factor (dB/m).

Note 3: Factor (dB/m) = Cable Loss (dB) + Antenna Factor (dB/m) - Pre_Amplifier Gain (dB).

Site: SIP-AC3	Test Date: 2022-12-31
Limit: FCC_5G_RE(3m)	Engineer: Wayne Wang
Probe: HF907_102861_1-18GHz	Polarity: Horizontal
EUT: Dual-band Wi-Fi 6 Wireless AP	Power: AC 120V/60Hz
Test Mode: Transmit by 802.11ac-VHT20 at 5700MHz	



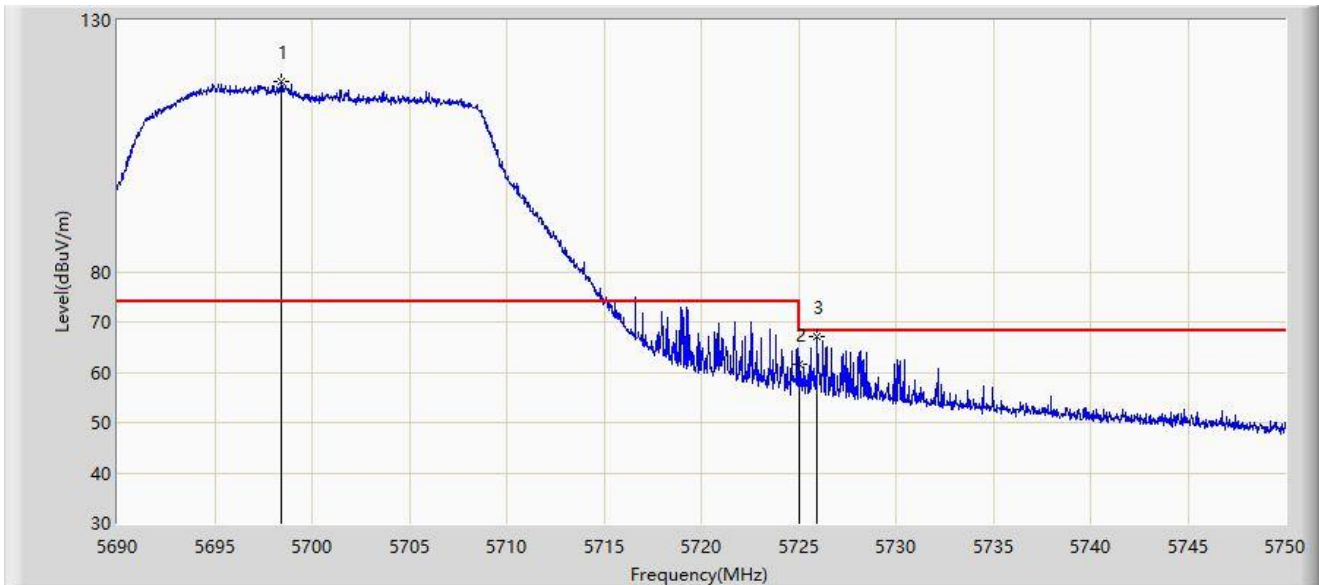
No	Mark	Frequency (MHz)	Measure Level (dB μ V/m)	Reading Level (dB μ V)	Margin (dB)	Limit (dB μ V/m)	Factor (dB/m)	Type
1		5699.540	112.702	77.090	N/A	N/A	35.611	PK
2		5725.000	52.694	54.289	-15.506	68.200	-1.596	PK
3	*	5727.530	58.553	61.264	-9.647	68.200	-2.711	PK

Note 1: " * ", means this data is the worst emission level.

Note 2: Measure Level (dB μ V/m) = Reading Level (dB μ V) + Factor (dB/m).

Note 3: Factor (dB/m) = Cable Loss (dB) + Antenna Factor (dB/m) - Pre_Amplifier Gain (dB).

Site: SIP-AC3	Test Date: 2022-12-31
Limit: FCC_5G_RE(3m)	Engineer: Wayne Wang
Probe: HF907_102861_1-18GHz	Polarity: Vertical
EUT: Dual-band Wi-Fi 6 Wireless AP	Power: AC 120V/60Hz
Test Mode: Transmit by 802.11ac-VHT20 at 5700MHz	



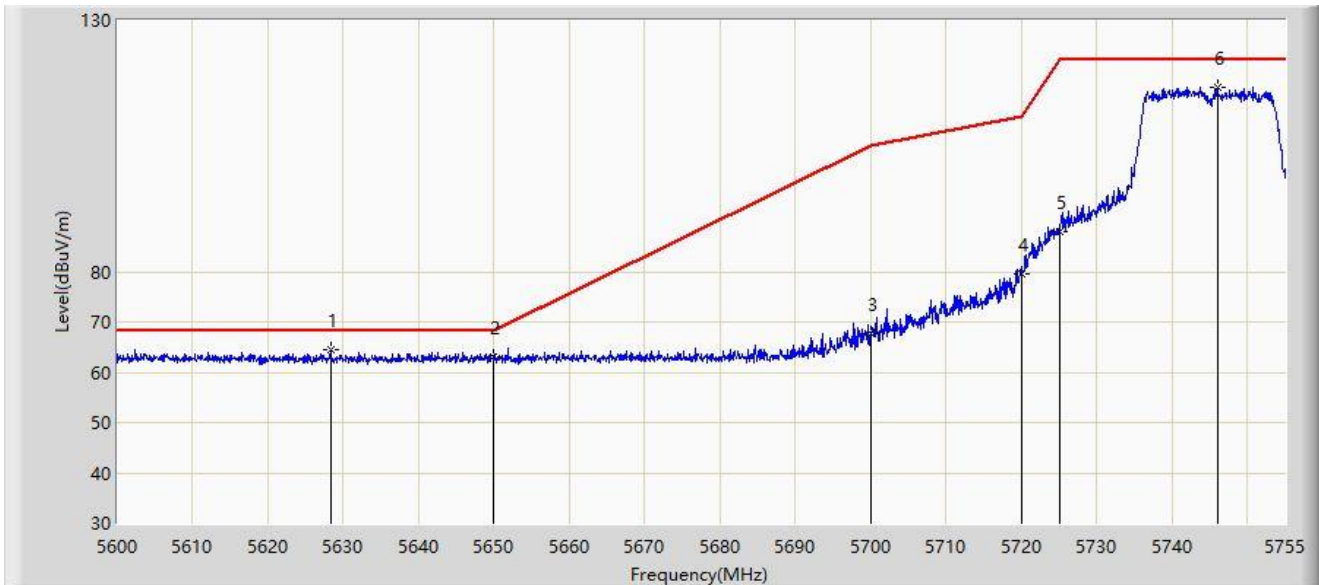
No	Mark	Frequency (MHz)	Measure Level (dB μ V/m)	Reading Level (dB μ V)	Margin (dB)	Limit (dB μ V/m)	Factor (dB/m)	Type
1		5698.400	117.893	81.971	N/A	N/A	35.923	PK
2		5725.000	61.732	63.327	-6.468	68.200	-1.596	PK
3	*	5725.970	66.981	69.111	-1.219	68.200	-2.130	PK

Note 1: " * ", means this data is the worst emission level.

Note 2: Measure Level (dB μ V/m) = Reading Level (dB μ V) + Factor (dB/m).

Note 3: Factor (dB/m) = Cable Loss (dB) + Antenna Factor (dB/m) - Pre_Amplifier Gain (dB).

Site: SIP-AC1	Time: 2023/01/03 - 13:23
Limit: FCC_5.8G_RE(3m)	Engineer: Wayne Wang
Probe: HF907_102862_1-18GHz	Polarity: Horizontal
EUT: Dual-band Wi-Fi 6 Wireless AP	Power: AC 120V/60Hz
Test Mode: Transmit by 802.11ac-VHT20 at 5745MHz	



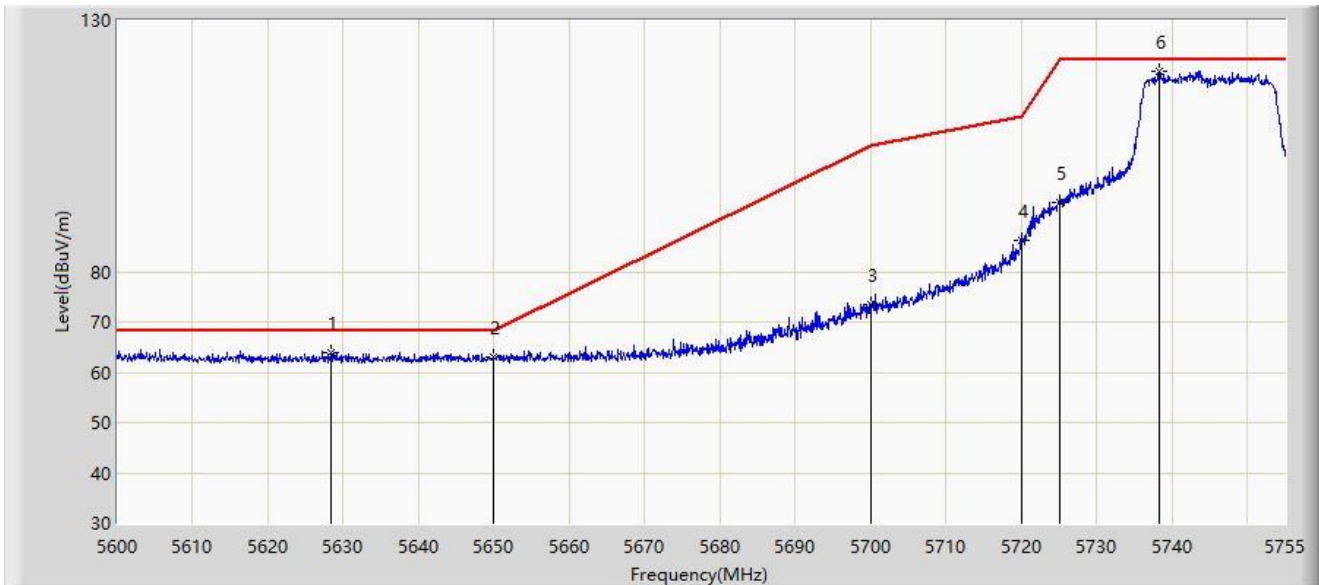
No	Mark	Frequency (MHz)	Measure Level (dB μ V/m)	Reading Level (dB μ V)	Margin (dB)	Limit (dB μ V/m)	Factor (dB/m)	Type
1	*	5628.288	64.371	74.032	-3.829	68.200	-9.661	PK
2		5650.000	63.075	72.452	-5.125	68.200	-9.377	PK
3		5700.000	67.673	77.388	-37.527	105.200	-9.715	PK
4		5720.000	79.609	89.318	-31.191	110.800	-9.709	PK
5		5725.000	87.844	97.526	-34.356	122.200	-9.682	PK
6		5746.010	116.744	125.954	N/A	N/A	-9.210	PK

Note 1: " * ", means this data is the worst emission level.

Note 2: Measure Level (dB μ V/m) = Reading Level (dB μ V) + Factor (dB/m).

Note 3: Factor (dB/m) = Cable Loss (dB) + Antenna Factor (dB/m) - Pre_Amplifier Gain (dB).

Site: SIP-AC1	Time: 2023/01/03 - 13:26
Limit: FCC_5.8G_RE(3m)	Engineer: Wayne Wang
Probe: HF907_102862_1-18GHz	Polarity: Vertical
EUT: Dual-band Wi-Fi 6 Wireless AP	Power: AC 120V/60Hz
Test Mode: Transmit by 802.11ac-VHT20 at 5745MHz	



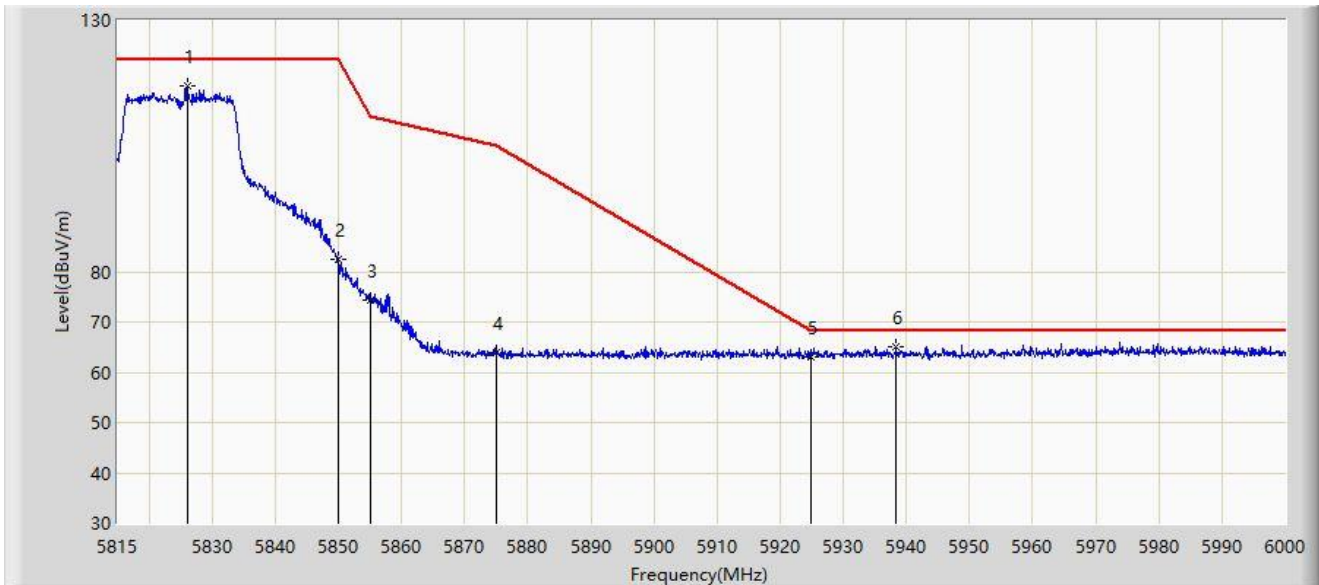
No	Mark	Frequency (MHz)	Measure Level (dB μ V/m)	Reading Level (dB μ V)	Margin (dB)	Limit (dB μ V/m)	Factor (dB/m)	Type
1	*	5628.288	64.042	73.703	-4.158	68.200	-9.661	PK
2		5650.000	63.022	72.399	-5.178	68.200	-9.377	PK
3		5700.000	73.397	83.112	-31.803	105.200	-9.715	PK
4		5720.000	86.330	96.039	-24.470	110.800	-9.709	PK
5		5725.000	93.904	103.586	-28.296	122.200	-9.682	PK
6		5738.260	119.947	129.302	N/A	N/A	-9.356	PK

Note 1: " * ", means this data is the worst emission level.

Note 2: Measure Level (dB μ V/m) = Reading Level (dB μ V) + Factor (dB/m).

Note 3: Factor (dB/m) = Cable Loss (dB) + Antenna Factor (dB/m) - Pre_Amplifier Gain (dB).

Site: SIP-AC1	Time: 2023/01/03 - 13:29
Limit: FCC_5.8G_RE(3m)	Engineer: Wayne Wang
Probe: HF907_102862_1-18GHz	Polarity: Horizontal
EUT: Dual-band Wi-Fi 6 Wireless AP	Power: AC 120V/60Hz
Test Mode: Transmit by 802.11ac-VHT20 at 5825MHz	



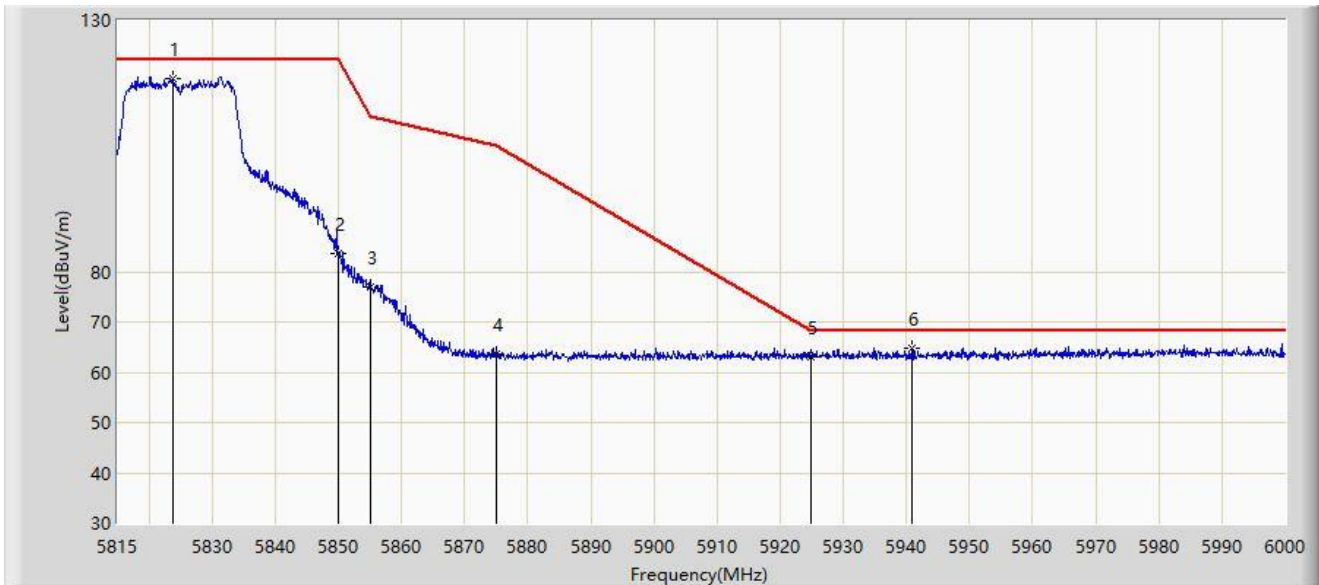
No	Mark	Frequency (MHz)	Measure Level (dB μ V/m)	Reading Level (dB μ V)	Margin (dB)	Limit (dB μ V/m)	Factor (dB/m)	Type
1		5826.100	116.961	126.087	N/A	N/A	-9.125	PK
2		5850.000	82.354	91.251	-39.846	122.200	-8.896	PK
3		5855.000	74.431	83.376	-36.369	110.800	-8.946	PK
4		5875.000	63.776	72.854	-41.424	105.200	-9.078	PK
5		5925.000	63.047	72.061	-5.153	68.200	-9.014	PK
6	*	5938.395	65.009	73.997	-3.191	68.200	-8.988	PK

Note 1: " * ", means this data is the worst emission level.

Note 2: Measure Level (dB μ V/m) = Reading Level (dB μ V) + Factor (dB/m).

Note 3: Factor (dB/m) = Cable Loss (dB) + Antenna Factor (dB/m) - Pre_Amplifier Gain (dB).

Site: SIP-AC1	Time: 2023/01/03 - 13:33
Limit: FCC_5.8G_RE(3m)	Engineer: Wayne Wang
Probe: HF907_102862_1-18GHz	Polarity: Vertical
EUT: Dual-band Wi-Fi 6 Wireless AP	Power: AC 120V/60Hz
Test Mode: Transmit by 802.11ac-VHT20 at 5825MHz	



No	Mark	Frequency (MHz)	Measure Level (dB μ V/m)	Reading Level (dB μ V)	Margin (dB)	Limit (dB μ V/m)	Factor (dB/m)	Type
1		5823.695	118.394	127.549	N/A	N/A	-9.154	PK
2		5850.000	83.482	92.379	-38.718	122.200	-8.896	PK
3		5855.000	77.058	86.003	-33.742	110.800	-8.946	PK
4		5875.000	63.709	72.787	-41.491	105.200	-9.078	PK
5		5925.000	63.157	72.171	-5.043	68.200	-9.014	PK
6	*	5940.893	64.705	73.681	-3.495	68.200	-8.976	PK

Note 1: " * ", means this data is the worst emission level.

Note 2: Measure Level (dB μ V/m) = Reading Level (dB μ V) + Factor (dB/m).

Note 3: Factor (dB/m) = Cable Loss (dB) + Antenna Factor (dB/m) - Pre_Amplifier Gain (dB).

Site: SIP-AC3	Test Date: 2022-12-21
Limit: FCC_5G_RE(3m)	Engineer: Wayne Wang
Probe: HF907_102861_1-18GHz	Polarity: Horizontal
EUT: Dual-band Wi-Fi 6 Wireless AP	Power: AC 120V/60Hz
Test Mode: Transmit by 802.11ac-VHT40 at 5190MHz	



No	Mark	Frequency (MHz)	Measure Level (dB μ V/m)	Reading Level (dB μ V)	Margin (dB)	Limit (dB μ V/m)	Factor (dB/m)	Type
1	*	5143.900	64.997	68.955	-9.003	74.000	-3.958	PK
2		5150.000	64.369	67.394	-9.631	74.000	-3.026	PK
3		5182.450	109.379	70.466	N/A	N/A	38.912	PK

Note 1: " * ", means this data is the worst emission level.

Note 2: Measure Level (dB μ V/m) = Reading Level (dB μ V) + Factor (dB/m).

Note 3: Factor (dB/m) = Cable Loss (dB) + Antenna Factor (dB/m) - Pre_Amplifier Gain (dB).

Site: SIP-AC3	Test Date: 2022-12-21
Limit: FCC_5G_RE(3m)	Engineer: Wayne Wang
Probe: HF907_102861_1-18GHz	Polarity: Horizontal
EUT: Dual-band Wi-Fi 6 Wireless AP	Power: AC 120V/60Hz
Test Mode: Transmit by 802.11ac-VHT40 at 5190MHz	



No	Mark	Frequency (MHz)	Measure Level (dB μ V/m)	Reading Level (dB μ V)	Margin (dB)	Limit (dB μ V/m)	Factor (dB/m)	Type
1	*	5150.000	45.060	48.085	-8.940	54.000	-3.026	AV
2		5183.200	97.635	60.196	N/A	N/A	37.440	AV

Note 1: " * ", means this data is the worst emission level.

Note 2: Measure Level (dB μ V/m) = Reading Level (dB μ V) + Factor (dB/m).

Note 3: Factor (dB/m) = Cable Loss (dB) + Antenna Factor (dB/m) - Pre_Amplifier Gain (dB).

Site: SIP-AC3	Test Date: 2022-12-21
Limit: FCC_5G_RE(3m)	Engineer: Wayne Wang
Probe: HF907_102861_1-18GHz	Polarity: Vertical
EUT: Dual-band Wi-Fi 6 Wireless AP	Power: AC 120V/60Hz
Test Mode: Transmit by 802.11ac-VHT40 at 5190MHz	



No	Mark	Frequency (MHz)	Measure Level (dB μ V/m)	Reading Level (dB μ V)	Margin (dB)	Limit (dB μ V/m)	Factor (dB/m)	Type
1	*	5150.000	73.363	76.388	-0.637	74.000	-3.026	PK
2		5182.550	115.164	76.457	N/A	N/A	38.707	PK

Note 1: " * ", means this data is the worst emission level.

Note 2: Measure Level (dB μ V/m) = Reading Level (dB μ V) + Factor (dB/m).

Note 3: Factor (dB/m) = Cable Loss (dB) + Antenna Factor (dB/m) - Pre_Amplifier Gain (dB).

Site: SIP-AC3	Test Date: 2022-12-21
Limit: FCC_5G_RE(3m)	Engineer: Wayne Wang
Probe: HF907_102861_1-18GHz	Polarity: Vertical
EUT: Dual-band Wi-Fi 6 Wireless AP	Power: AC 120V/60Hz
Test Mode: Transmit by 802.11ac-VHT40 at 5190MHz	



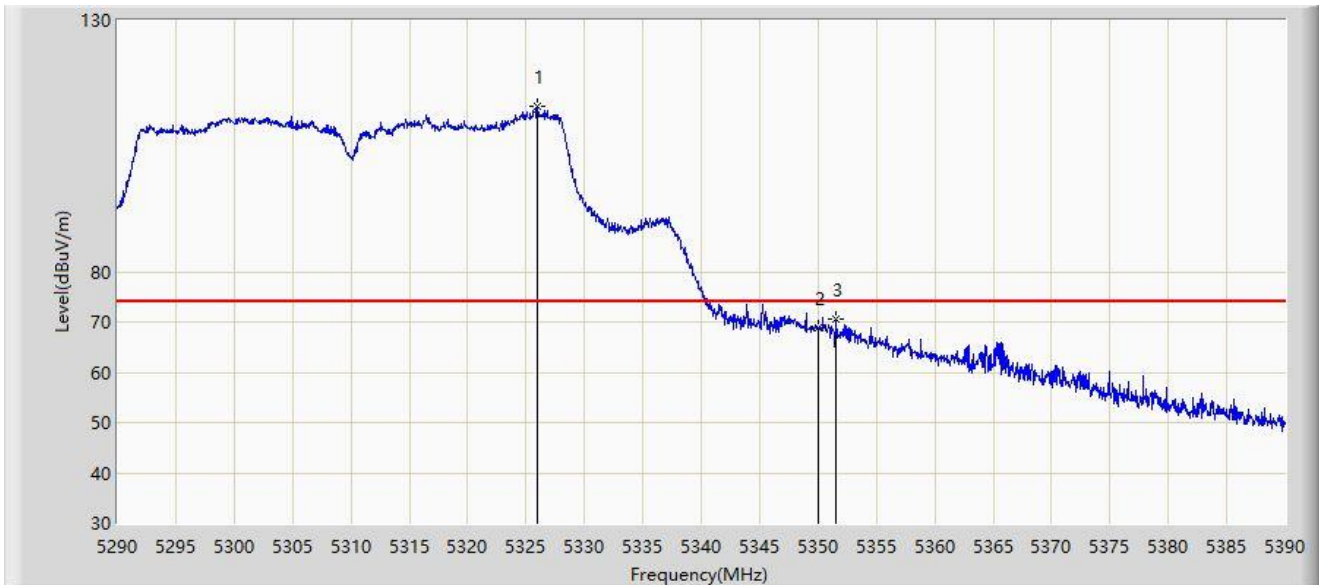
No	Mark	Frequency (MHz)	Measure Level (dBμV/m)	Reading Level (dBμV)	Margin (dB)	Limit (dBμV/m)	Factor (dB/m)	Type
1	*	5150.000	50.498	53.523	-3.502	54.000	-3.026	AV
2		5182.250	105.379	66.055	N/A	N/A	39.324	AV

Note 1: " * ", means this data is the worst emission level.

Note 2: Measure Level (dBμV/m) = Reading Level (dBμV) + Factor (dB/m).

Note 3: Factor (dB/m) = Cable Loss (dB) + Antenna Factor (dB/m) - Pre_Amplifier Gain (dB).

Site: SIP-AC3	Test Date: 2022-12-31
Limit: FCC_5G_RE(3m)	Engineer: Wayne Wang
Probe: HF907_102861_1-18GHz	Polarity: Horizontal
EUT: Dual-band Wi-Fi 6 Wireless AP	Power: AC 120V/60Hz
Test Mode: Transmit by 802.11ac-VHT40 at 5310MHz	



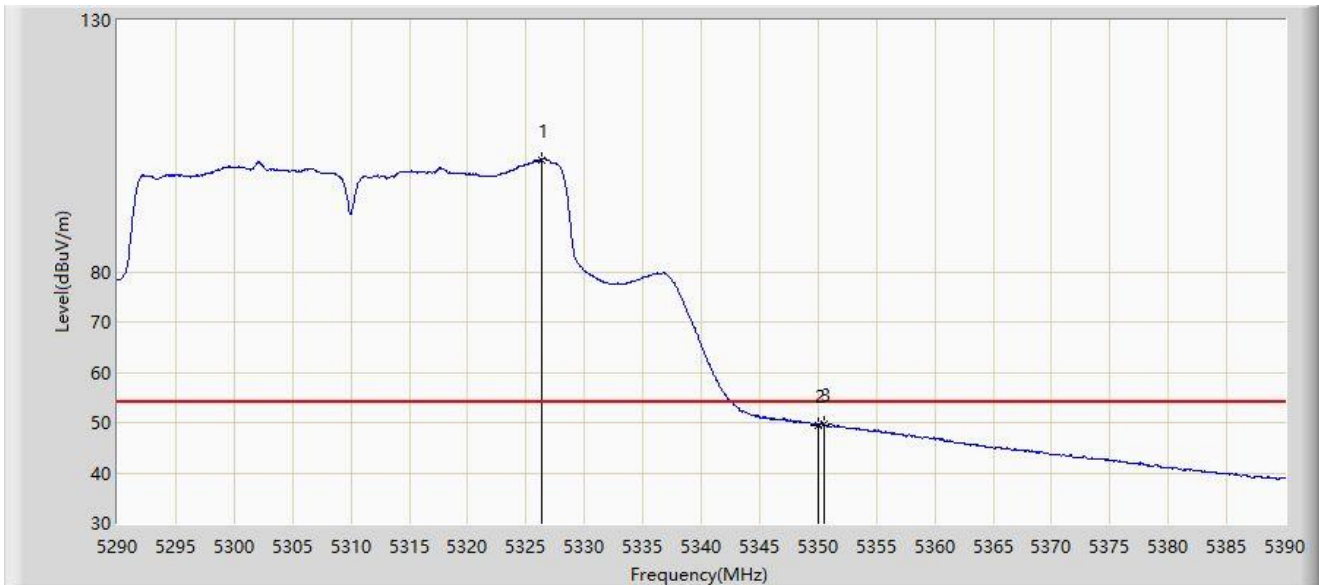
No	Mark	Frequency (MHz)	Measure Level (dB μ V/m)	Reading Level (dB μ V)	Margin (dB)	Limit (dB μ V/m)	Factor (dB/m)	Type
1		5325.950	112.821	74.258	N/A	N/A	38.563	PK
2		5350.000	68.718	70.168	-5.282	74.000	-1.451	PK
3	*	5351.550	70.498	72.699	-3.502	74.000	-2.201	PK

Note 1: " * ", means this data is the worst emission level.

Note 2: Measure Level (dB μ V/m) = Reading Level (dB μ V) + Factor (dB/m).

Note 3: Factor (dB/m) = Cable Loss (dB) + Antenna Factor (dB/m) - Pre_Amplifier Gain (dB).

Site: SIP-AC3	Test Date: 2022-12-31
Limit: FCC_5G_RE(3m)	Engineer: Wayne Wang
Probe: HF907_102861_1-18GHz	Polarity: Horizontal
EUT: Dual-band Wi-Fi 6 Wireless AP	Power: AC 120V/60Hz
Test Mode: Transmit by 802.11ac-VHT40 at 5310MHz	



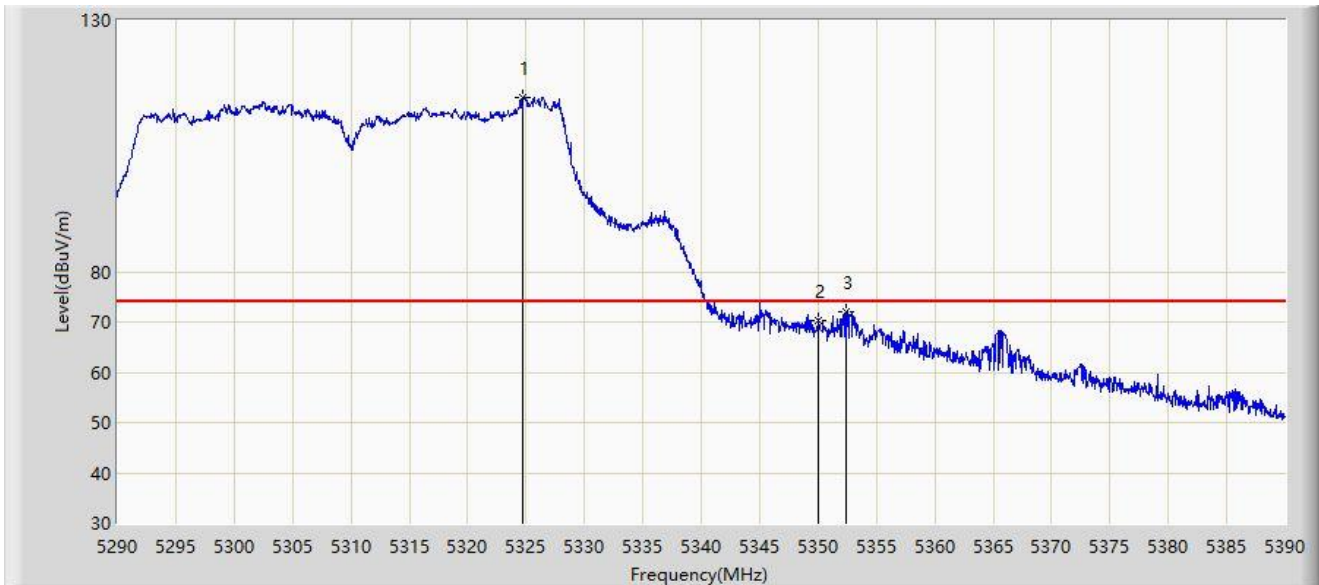
No	Mark	Frequency (MHz)	Measure Level (dB μ V/m)	Reading Level (dB μ V)	Margin (dB)	Limit (dB μ V/m)	Factor (dB/m)	Type
1		5326.300	102.296	63.722	N/A	N/A	38.574	AV
2		5350.000	49.446	50.896	-4.554	54.000	-1.451	AV
3	*	5350.500	49.729	51.446	-4.271	54.000	-1.717	AV

Note 1: " * ", means this data is the worst emission level.

Note 2: Measure Level (dB μ V/m) = Reading Level (dB μ V) + Factor (dB/m).

Note 3: Factor (dB/m) = Cable Loss (dB) + Antenna Factor (dB/m) - Pre_Amplifier Gain (dB).

Site: SIP-AC3	Test Date: 2022-12-31
Limit: FCC_5G_RE(3m)	Engineer: Wayne Wang
Probe: HF907_102861_1-18GHz	Polarity: Vertical
EUT: Dual-band Wi-Fi 6 Wireless AP	Power: AC 120V/60Hz
Test Mode: Transmit by 802.11ac-VHT40 at 5310MHz	



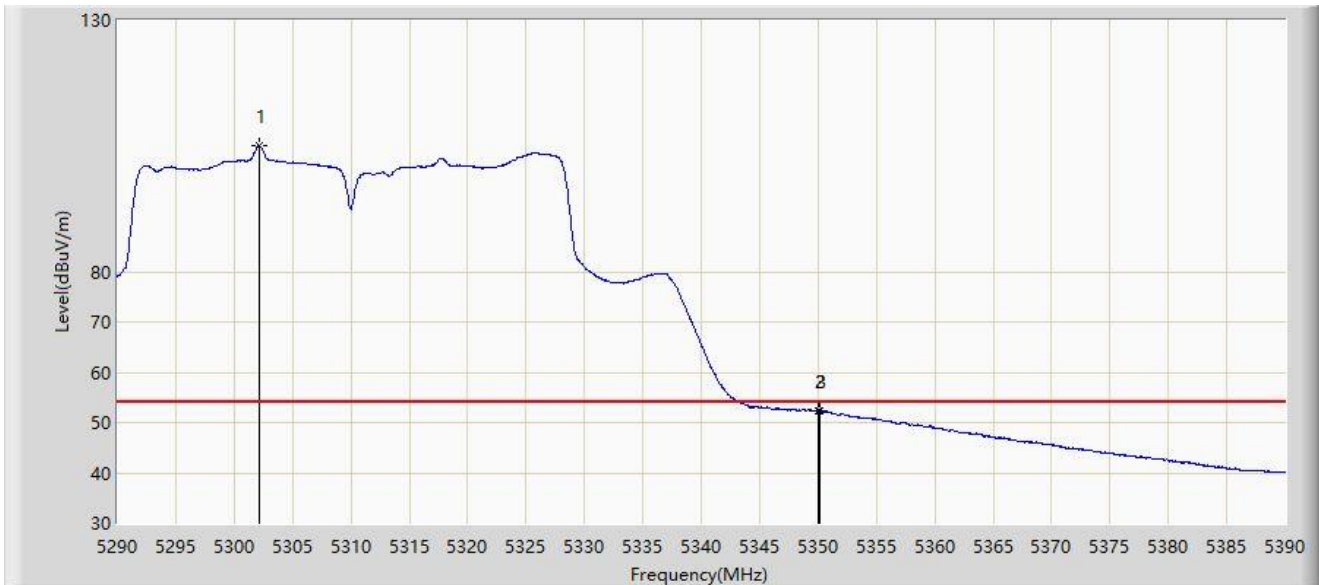
No	Mark	Frequency (MHz)	Measure Level (dB μ V/m)	Reading Level (dB μ V)	Margin (dB)	Limit (dB μ V/m)	Factor (dB/m)	Type
1		5324.750	114.631	75.488	N/A	N/A	39.143	PK
2		5350.000	70.343	71.793	-3.657	74.000	-1.451	PK
3	*	5352.450	71.987	74.470	-2.013	74.000	-2.483	PK

Note 1: " * ", means this data is the worst emission level.

Note 2: Measure Level (dB μ V/m) = Reading Level (dB μ V) + Factor (dB/m).

Note 3: Factor (dB/m) = Cable Loss (dB) + Antenna Factor (dB/m) - Pre_Amplifier Gain (dB).

Site: SIP-AC3	Test Date: 2022-12-31
Limit: FCC_5G_RE(3m)	Engineer: Wayne Wang
Probe: HF907_102861_1-18GHz	Polarity: Vertical
EUT: Dual-band Wi-Fi 6 Wireless AP	Power: AC 120V/60Hz
Test Mode: Transmit by 802.11ac-VHT40 at 5310MHz	



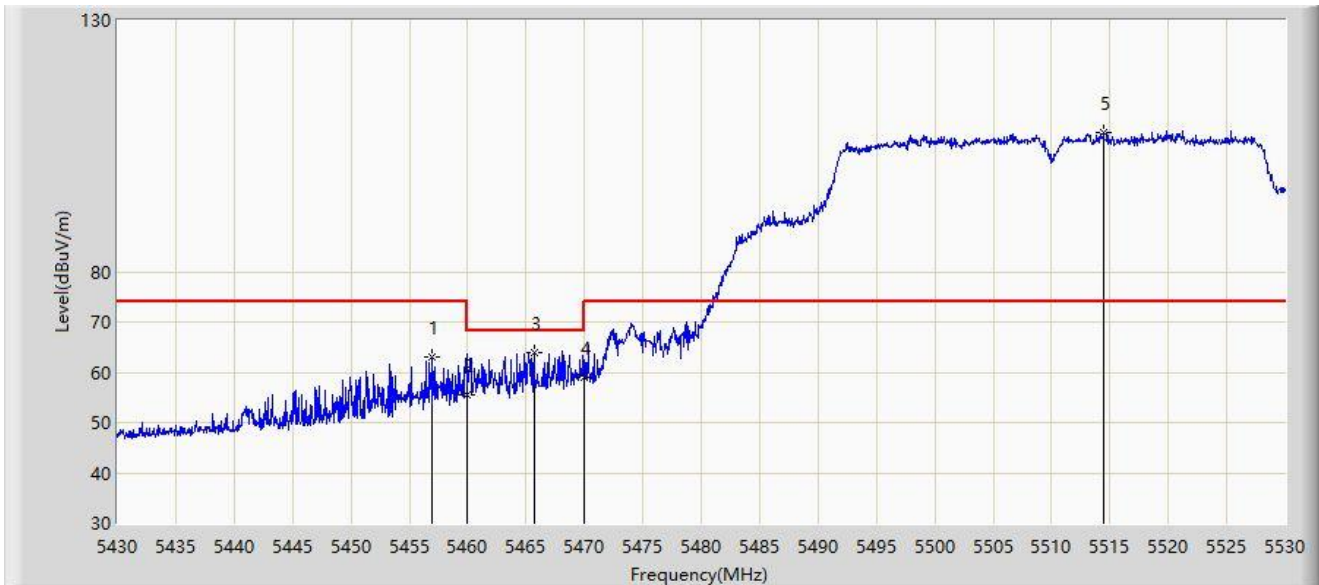
No	Mark	Frequency (MHz)	Measure Level (dBμV/m)	Reading Level (dBμV)	Margin (dB)	Limit (dBμV/m)	Factor (dB/m)	Type
1		5302.100	105.036	65.816	N/A	N/A	39.220	AV
2		5350.000	52.235	53.685	-1.765	54.000	-1.451	AV
3	*	5350.100	52.314	53.818	-1.686	54.000	-1.504	AV

Note 1: " * ", means this data is the worst emission level.

Note 2: Measure Level (dBμV/m) = Reading Level (dBμV) + Factor (dB/m).

Note 3: Factor (dB/m) = Cable Loss (dB) + Antenna Factor (dB/m) - Pre_Amplifier Gain (dB).

Site: SIP-AC3	Test Date: 2022-12-31
Limit: FCC_5G_RE(3m)	Engineer: Wayne Wang
Probe: HF907_102861_1-18GHz	Polarity: Horizontal
EUT: Dual-band Wi-Fi 6 Wireless AP	Power: AC 120V/60Hz
Test Mode: Transmit by 802.11ac-VHT40 at 5510MHz	



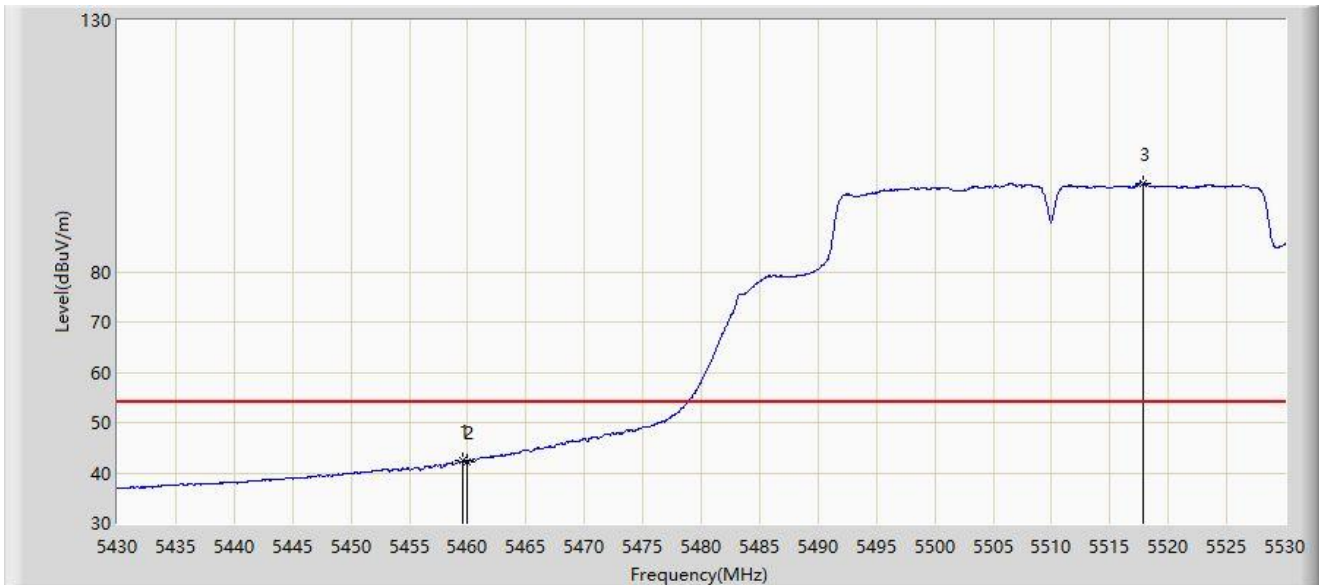
No	Mark	Frequency (MHz)	Measure Level (dBμV/m)	Reading Level (dBμV)	Margin (dB)	Limit (dBμV/m)	Factor (dB/m)	Type
1		5456.900	62.904	66.822	-11.096	74.000	-3.918	PK
2		5460.000	55.391	59.066	-12.809	68.200	-3.675	PK
3	*	5465.700	64.010	67.086	-4.190	68.200	-3.075	PK
4		5470.000	59.124	61.056	-9.076	68.200	-1.932	PK
5		5514.450	107.811	65.991	N/A	N/A	41.821	PK

Note 1: " * ", means this data is the worst emission level.

Note 2: Measure Level (dBμV/m) = Reading Level (dBμV) + Factor (dB/m).

Note 3: Factor (dB/m) = Cable Loss (dB) + Antenna Factor (dB/m) - Pre_Amplifier Gain (dB).

Site: SIP-AC3	Test Date: 2022-12-31
Limit: FCC_5G_RE(3m)	Engineer: Wayne Wang
Probe: HF907_102861_1-18GHz	Polarity: Horizontal
EUT: Dual-band Wi-Fi 6 Wireless AP	Power: AC 120V/60Hz
Test Mode: Transmit by 802.11ac-VHT40 at 5510MHz	



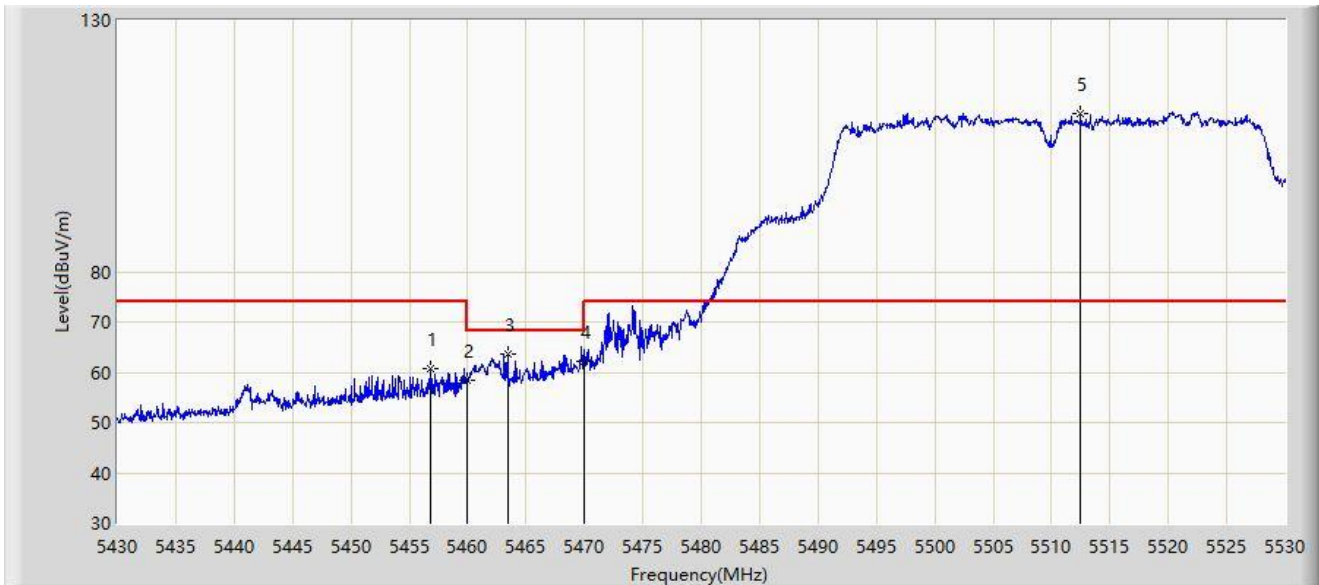
No	Mark	Frequency (MHz)	Measure Level (dB μ V/m)	Reading Level (dB μ V)	Margin (dB)	Limit (dB μ V/m)	Factor (dB/m)	Type
1	*	5459.600	42.426	46.157	-11.574	54.000	-3.731	AV
2		5460.000	42.188	45.863	-11.812	54.000	-3.675	AV
3		5517.800	97.674	59.807	N/A	N/A	37.867	AV

Note 1: " * ", means this data is the worst emission level.

Note 2: Measure Level (dB μ V/m) = Reading Level (dB μ V) + Factor (dB/m).

Note 3: Factor (dB/m) = Cable Loss (dB) + Antenna Factor (dB/m) - Pre_Amplifier Gain (dB).

Site: SIP-AC3	Test Date: 2022-12-31
Limit: FCC_5G_RE(3m)	Engineer: Wayne Wang
Probe: HF907_102861_1-18GHz	Polarity: Vertical
EUT: Dual-band Wi-Fi 6 Wireless AP	Power: AC 120V/60Hz
Test Mode: Transmit by 802.11ac-VHT40 at 5510MHz	



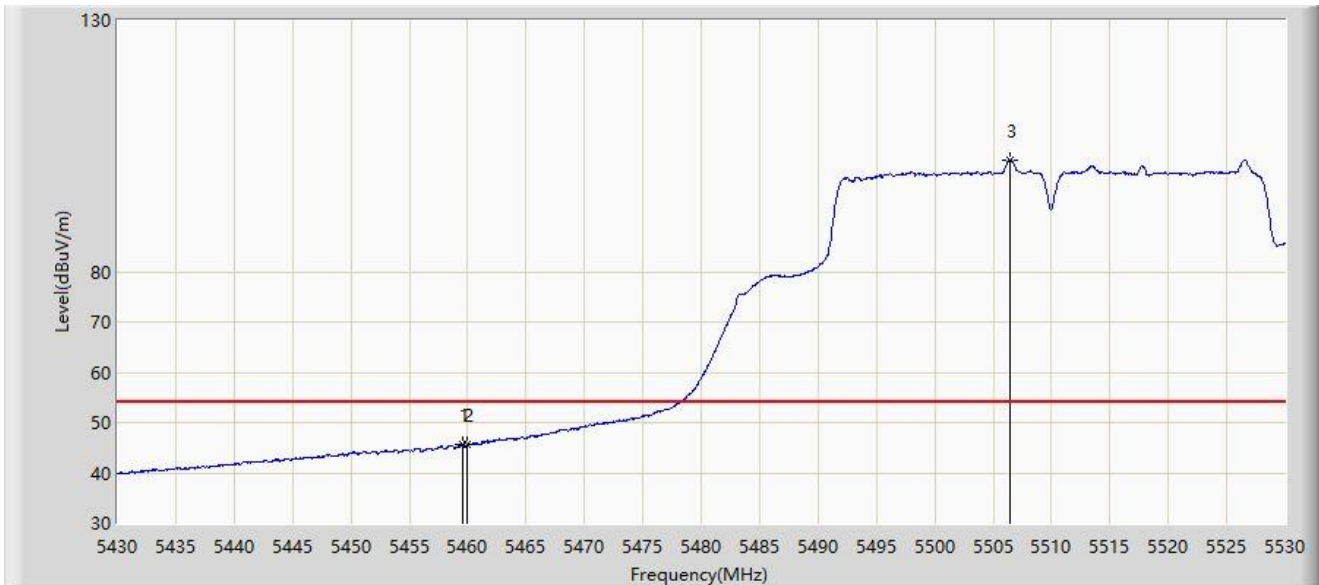
No	Mark	Frequency (MHz)	Measure Level (dBμV/m)	Reading Level (dBμV)	Margin (dB)	Limit (dBμV/m)	Factor (dB/m)	Type
1		5456.800	60.652	64.577	-13.348	74.000	-3.925	PK
2		5460.000	58.417	62.092	-9.783	68.200	-3.675	PK
3	*	5463.450	63.543	66.958	-4.657	68.200	-3.414	PK
4		5470.000	62.063	63.995	-6.137	68.200	-1.932	PK
5		5512.500	111.394	70.908	N/A	N/A	40.486	PK

Note 1: " * ", means this data is the worst emission level.

Note 2: Measure Level (dBμV/m) = Reading Level (dBμV) + Factor (dB/m).

Note 3: Factor (dB/m) = Cable Loss (dB) + Antenna Factor (dB/m) - Pre_Amplifier Gain (dB).

Site: SIP-AC3	Test Date: 2022-12-31
Limit: FCC_5G_RE(3m)	Engineer: Wayne Wang
Probe: HF907_102861_1-18GHz	Polarity: Vertical
EUT: Dual-band Wi-Fi 6 Wireless AP	Power: AC 120V/60Hz
Test Mode: Transmit by 802.11ac-VHT40 at 5510MHz	



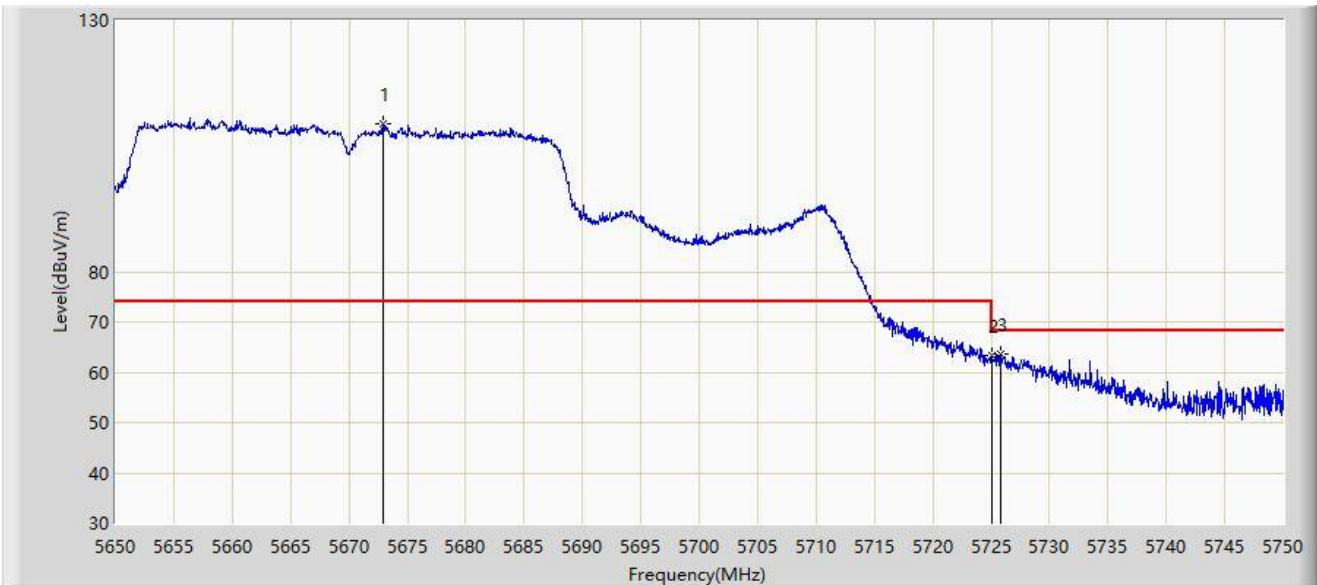
No	Mark	Frequency (MHz)	Measure Level (dB μ V/m)	Reading Level (dB μ V)	Margin (dB)	Limit (dB μ V/m)	Factor (dB/m)	Type
1	*	5459.600	45.660	49.391	-8.340	54.000	-3.731	AV
2		5460.000	45.508	49.183	-8.492	54.000	-3.675	AV
3		5506.450	102.250	60.732	N/A	N/A	41.518	AV

Note 1: " * ", means this data is the worst emission level.

Note 2: Measure Level (dB μ V/m) = Reading Level (dB μ V) + Factor (dB/m).

Note 3: Factor (dB/m) = Cable Loss (dB) + Antenna Factor (dB/m) - Pre_Amplifier Gain (dB).

Site: SIP-AC3	Test Date: 2022-12-31
Limit: FCC_5G_RE(3m)	Engineer: Wayne Wang
Probe: HF907_102861_1-18GHz	Polarity: Horizontal
EUT: Dual-band Wi-Fi 6 Wireless AP	Power: AC 120V/60Hz
Test Mode: Transmit by 802.11ac-VHT40 at 5670MHz	



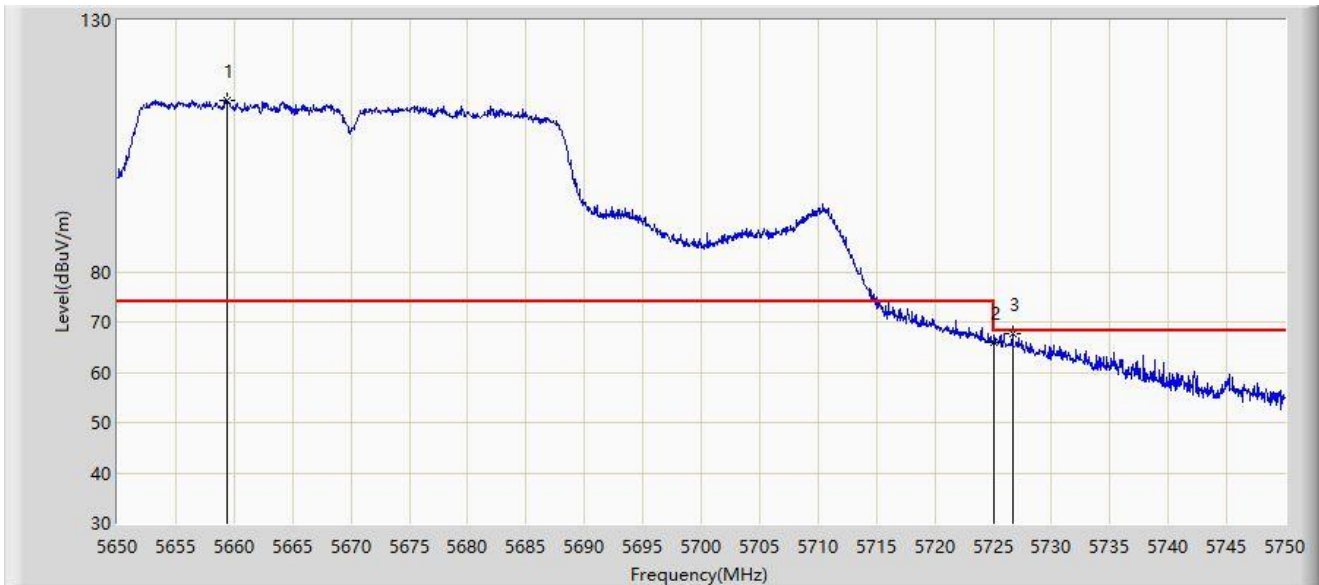
No	Mark	Frequency (MHz)	Measure Level (dBμV/m)	Reading Level (dBμV)	Margin (dB)	Limit (dBμV/m)	Factor (dB/m)	Type
1		5672.950	109.490	71.820	N/A	N/A	37.671	PK
2		5725.000	63.303	64.898	-4.897	68.200	-1.596	PK
3	*	5725.850	63.500	65.562	-4.700	68.200	-2.062	PK

Note 1: " * ", means this data is the worst emission level.

Note 2: Measure Level (dBμV/m) = Reading Level (dBμV) + Factor (dB/m).

Note 3: Factor (dB/m) = Cable Loss (dB) + Antenna Factor (dB/m) - Pre_Amplifier Gain (dB).

Site: SIP-AC3	Test Date: 2022-12-31
Limit: FCC_5G_RE(3m)	Engineer: Wayne Wang
Probe: HF907_102861_1-18GHz	Polarity: Vertical
EUT: Dual-band Wi-Fi 6 Wireless AP	Power: AC 120V/60Hz
Test Mode: Transmit by 802.11ac-VHT40 at 5670MHz	



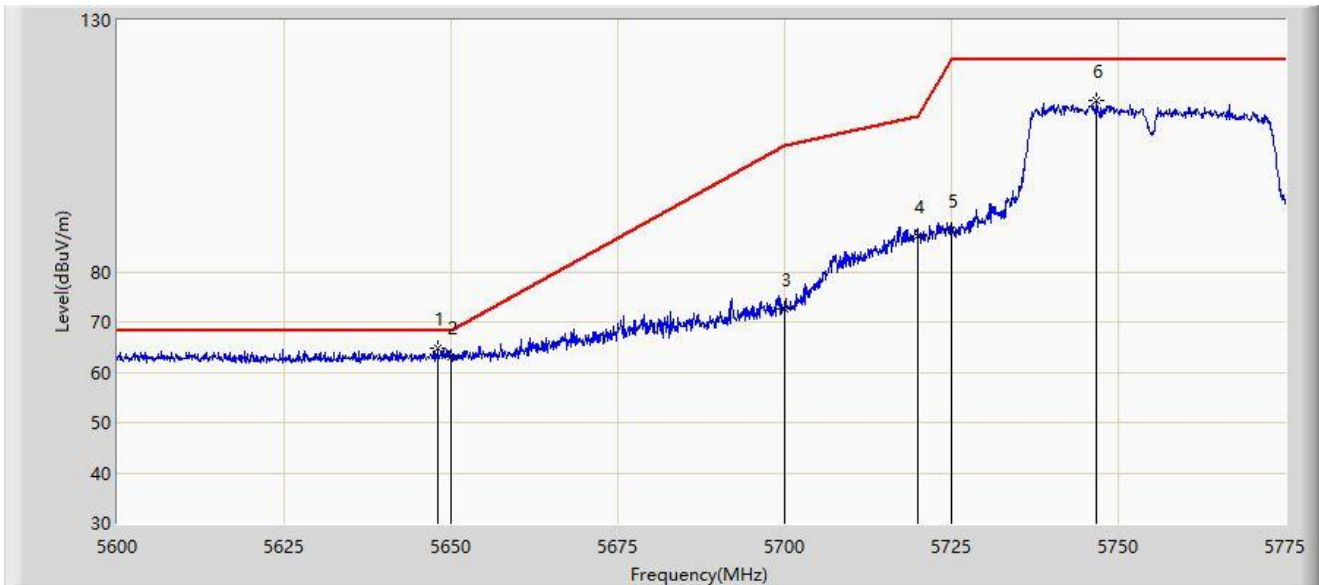
No	Mark	Frequency (MHz)	Measure Level (dB μ V/m)	Reading Level (dB μ V)	Margin (dB)	Limit (dB μ V/m)	Factor (dB/m)	Type
1		5659.450	114.091	76.476	N/A	N/A	37.615	PK
2		5725.000	66.076	67.671	-2.124	68.200	-1.596	PK
3	*	5726.650	67.574	69.971	-0.626	68.200	-2.398	PK

Note 1: " * ", means this data is the worst emission level.

Note 2: Measure Level (dB μ V/m) = Reading Level (dB μ V) + Factor (dB/m).

Note 3: Factor (dB/m) = Cable Loss (dB) + Antenna Factor (dB/m) - Pre_Amplifier Gain (dB).

Site: SIP-AC1	Time: 2023/01/03 - 13:55
Limit: FCC_5.8G_RE(3m)	Engineer: Wayne Wang
Probe: HF907_102862_1-18GHz	Polarity: Horizontal
EUT: Dual-band Wi-Fi 6 Wireless AP	Power: AC 120V/60Hz
Test Mode: Transmit by 802.11ac-VHT40 at 5755MHz	



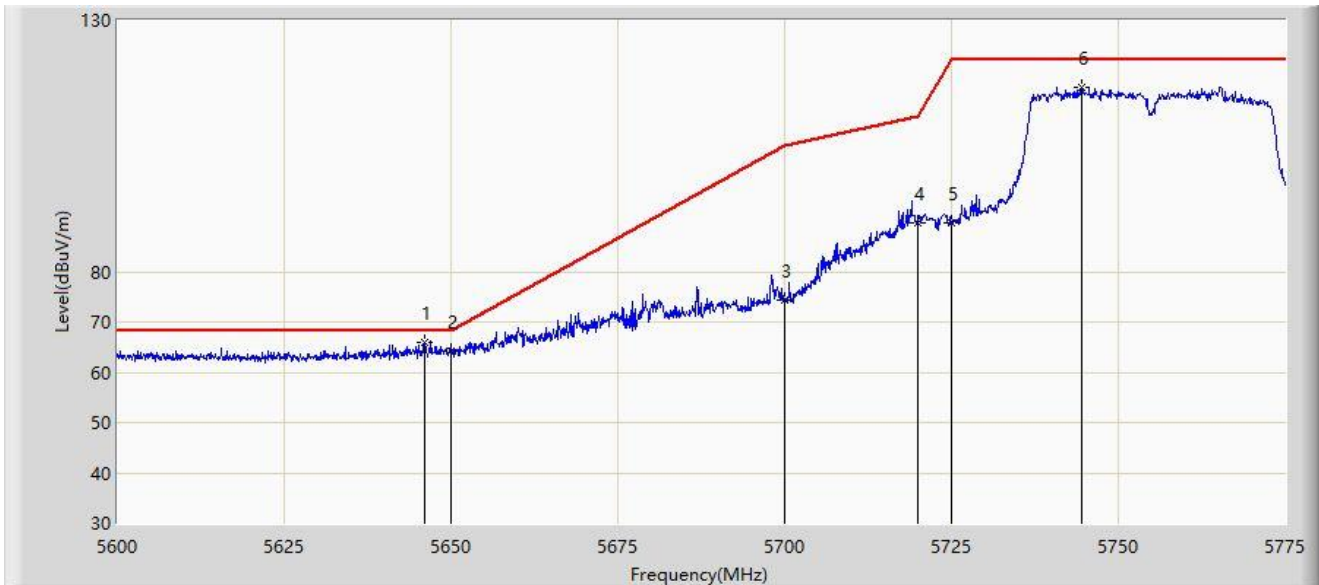
No	Mark	Frequency (MHz)	Measure Level (dB μ V/m)	Reading Level (dB μ V)	Margin (dB)	Limit (dB μ V/m)	Factor (dB/m)	Type
1	*	5647.950	64.673	74.087	-3.527	68.200	-9.414	PK
2		5650.000	62.909	72.286	-5.291	68.200	-9.377	PK
3		5700.000	72.634	82.349	-32.566	105.200	-9.715	PK
4		5720.000	86.960	96.669	-23.840	110.800	-9.709	PK
5		5725.000	88.387	98.069	-33.813	122.200	-9.682	PK
6		5746.737	114.075	123.280	N/A	N/A	-9.205	PK

Note 1: " * ", means this data is the worst emission level.

Note 2: Measure Level (dB μ V/m) = Reading Level (dB μ V) + Factor (dB/m).

Note 3: Factor (dB/m) = Cable Loss (dB) + Antenna Factor (dB/m) - Pre_Amplifier Gain (dB).

Site: SIP-AC1	Time: 2023/01/03 - 13:48
Limit: FCC_5.8G_RE(3m)	Engineer: Wayne Wang
Probe: HF907_102862_1-18GHz	Polarity: Vertical
EUT: Dual-band Wi-Fi 6 Wireless AP	Power: AC 120V/60Hz
Test Mode: Transmit by 802.11ac-VHT40 at 5755MHz	



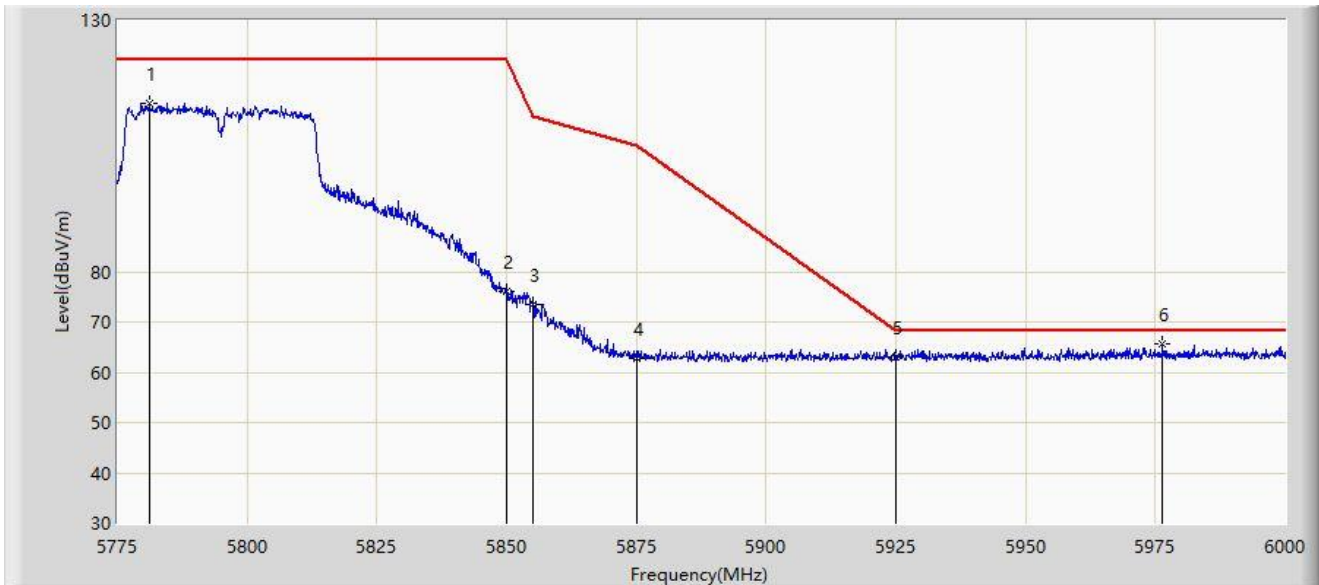
No	Mark	Frequency (MHz)	Measure Level (dB μ V/m)	Reading Level (dB μ V)	Margin (dB)	Limit (dB μ V/m)	Factor (dB/m)	Type
1	*	5646.025	66.005	75.453	-2.195	68.200	-9.448	PK
2		5650.000	64.275	73.652	-3.925	68.200	-9.377	PK
3		5700.000	74.410	84.125	-30.790	105.200	-9.715	PK
4		5720.000	89.705	99.414	-21.095	110.800	-9.709	PK
5		5725.000	89.568	99.250	-32.632	122.200	-9.682	PK
6		5744.462	116.537	125.758	N/A	N/A	-9.221	PK

Note 1: " * ", means this data is the worst emission level.

Note 2: Measure Level (dB μ V/m) = Reading Level (dB μ V) + Factor (dB/m).

Note 3: Factor (dB/m) = Cable Loss (dB) + Antenna Factor (dB/m) - Pre_Amplifier Gain (dB).

Site: SIP-AC1	Time: 2023/01/03 - 13:58
Limit: FCC_5.8G_RE(3m)	Engineer: Wayne Wang
Probe: HF907_102862_1-18GHz	Polarity: Horizontal
EUT: Dual-band Wi-Fi 6 Wireless AP	Power: AC 120V/60Hz
Test Mode: Transmit by 802.11ac-VHT40 at 5795MHz	



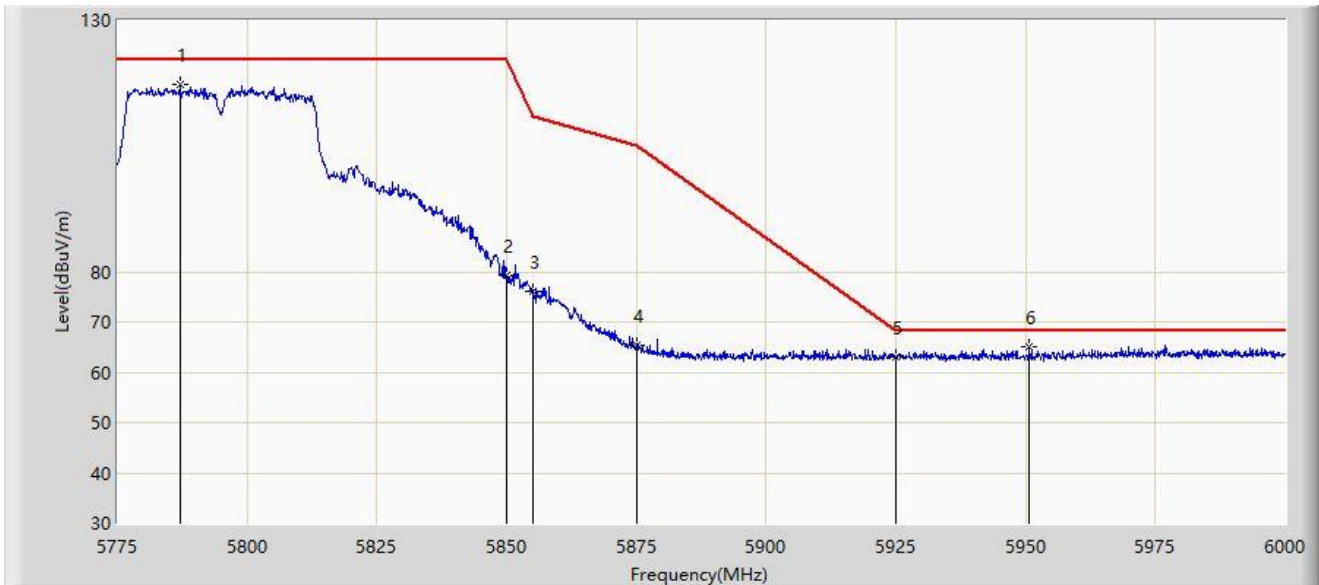
No	Mark	Frequency (MHz)	Measure Level (dBμV/m)	Reading Level (dBμV)	Margin (dB)	Limit (dBμV/m)	Factor (dB/m)	Type
1		5781.075	113.412	122.830	N/A	N/A	-9.418	PK
2		5850.000	76.094	84.991	-46.106	122.200	-8.896	PK
3		5855.000	73.384	82.329	-37.416	110.800	-8.946	PK
4		5875.000	62.802	71.880	-42.398	105.200	-9.078	PK
5		5925.000	62.991	72.005	-5.209	68.200	-9.014	PK
6	*	5976.375	65.580	74.246	-2.620	68.200	-8.666	PK

Note 1: " * ", means this data is the worst emission level.

Note 2: Measure Level (dBμV/m) = Reading Level (dBμV) + Factor (dB/m).

Note 3: Factor (dB/m) = Cable Loss (dB) + Antenna Factor (dB/m) - Pre_Amplifier Gain (dB).

Site: SIP-AC1	Time: 2023/01/03 - 14:00
Limit: FCC_5.8G_RE(3m)	Engineer: Wayne Wang
Probe: HF907_102862_1-18GHz	Polarity: Vertical
EUT: Dual-band Wi-Fi 6 Wireless AP	Power: AC 120V/60Hz
Test Mode: Transmit by 802.11ac-VHT40 at 5795MHz	



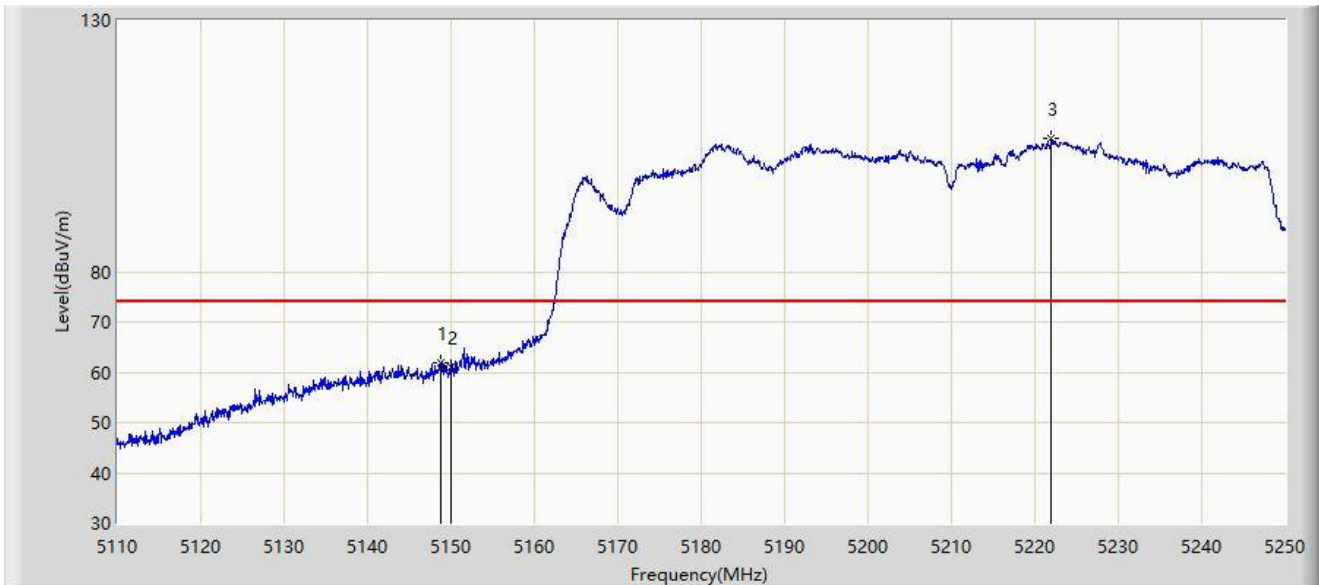
No	Mark	Frequency (MHz)	Measure Level (dBμV/m)	Reading Level (dBμV)	Margin (dB)	Limit (dBμV/m)	Factor (dB/m)	Type
1		5787.150	117.142	126.640	N/A	N/A	-9.498	PK
2		5850.000	79.283	88.180	-42.917	122.200	-8.896	PK
3		5855.000	75.986	84.931	-34.814	110.800	-8.946	PK
4		5875.000	65.416	74.494	-39.784	105.200	-9.078	PK
5		5925.000	62.914	71.928	-5.286	68.200	-9.014	PK
6	*	5950.725	65.073	73.966	-3.127	68.200	-8.893	PK

Note 1: " * ", means this data is the worst emission level.

Note 2: Measure Level (dBμV/m) = Reading Level (dBμV) + Factor (dB/m).

Note 3: Factor (dB/m) = Cable Loss (dB) + Antenna Factor (dB/m) - Pre_Amplifier Gain (dB).

Site: SIP-AC3	Test Date: 2022-12-21
Limit: FCC_5G_RE(3m)	Engineer: Wayne Wang
Probe: HF907_102861_1-18GHz	Polarity: Horizontal
EUT: Dual-band Wi-Fi 6 Wireless AP	Power: AC 120V/60Hz
Test Mode: Transmit by 802.11ac-VHT80 at 5210MHz	



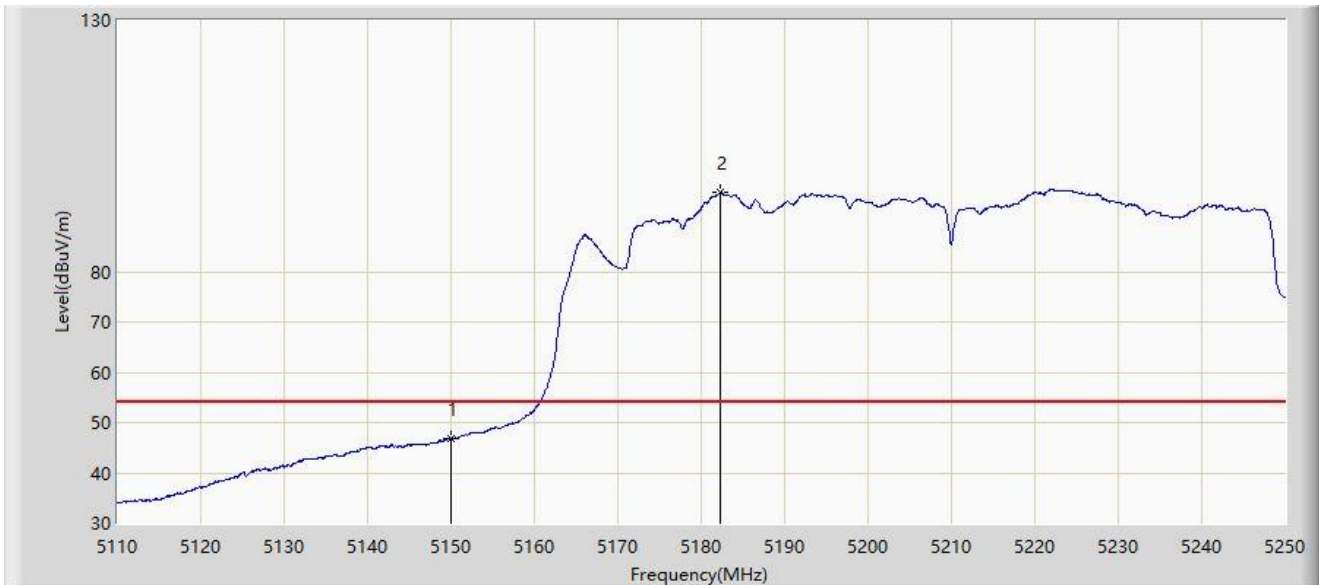
No	Mark	Frequency (MHz)	Measure Level (dB μ V/m)	Reading Level (dB μ V)	Margin (dB)	Limit (dB μ V/m)	Factor (dB/m)	Type
1	*	5148.850	62.008	65.270	-11.992	74.000	-3.262	PK
2		5150.000	60.997	64.022	-13.003	74.000	-3.026	PK
3		5221.930	106.397	65.016	N/A	N/A	41.381	PK

Note 1: " * ", means this data is the worst emission level.

Note 2: Measure Level (dB μ V/m) = Reading Level (dB μ V) + Factor (dB/m).

Note 3: Factor (dB/m) = Cable Loss (dB) + Antenna Factor (dB/m) - Pre_Amplifier Gain (dB).

Site: SIP-AC3	Test Date: 2022-12-21
Limit: FCC_5G_RE(3m)	Engineer: Wayne Wang
Probe: HF907_102861_1-18GHz	Polarity: Horizontal
EUT: Dual-band Wi-Fi 6 Wireless AP	Power: AC 120V/60Hz
Test Mode: Transmit by 802.11ac-VHT80 at 5210MHz	



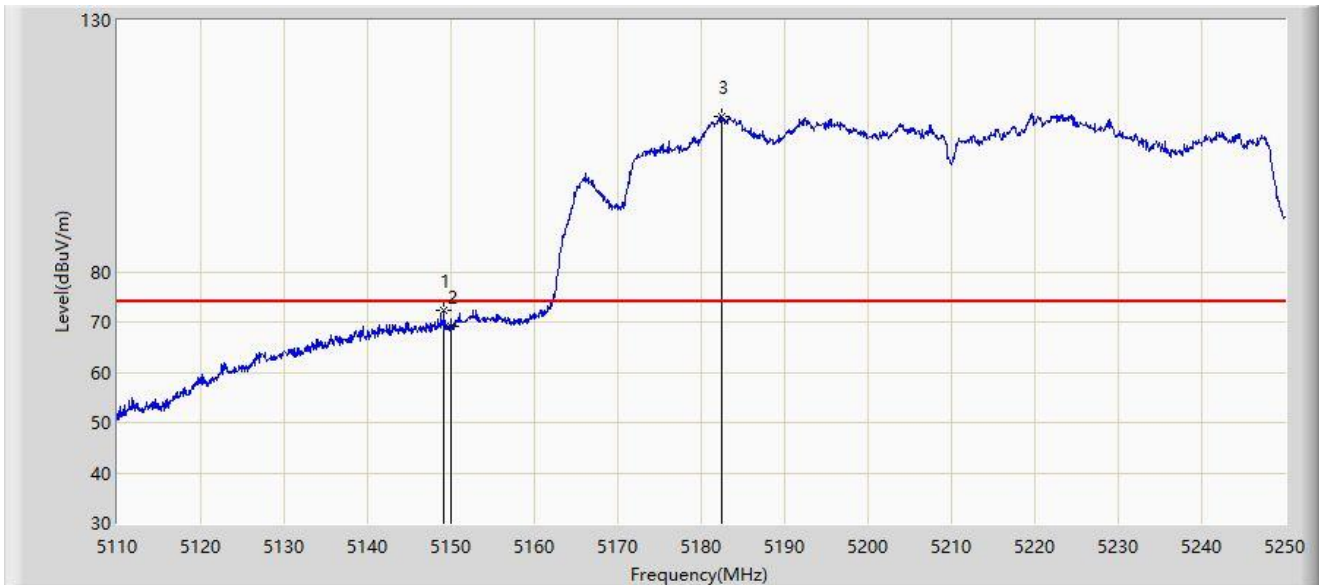
No	Mark	Frequency (MHz)	Measure Level (dB μ V/m)	Reading Level (dB μ V)	Margin (dB)	Limit (dB μ V/m)	Factor (dB/m)	Type
1	*	5150.000	46.762	49.787	-7.238	54.000	-3.026	AV
2		5182.240	95.734	56.390	N/A	N/A	39.345	AV

Note 1: " * ", means this data is the worst emission level.

Note 2: Measure Level (dB μ V/m) = Reading Level (dB μ V) + Factor (dB/m).

Note 3: Factor (dB/m) = Cable Loss (dB) + Antenna Factor (dB/m) - Pre_Amplifier Gain (dB).

Site: SIP-AC3	Test Date: 2022-12-21
Limit: FCC_5G_RE(3m)	Engineer: Wayne Wang
Probe: HF907_102861_1-18GHz	Polarity: Vertical
EUT: Dual-band Wi-Fi 6 Wireless AP	Power: AC 120V/60Hz
Test Mode: Transmit by 802.11ac-VHT80 at 5210MHz	



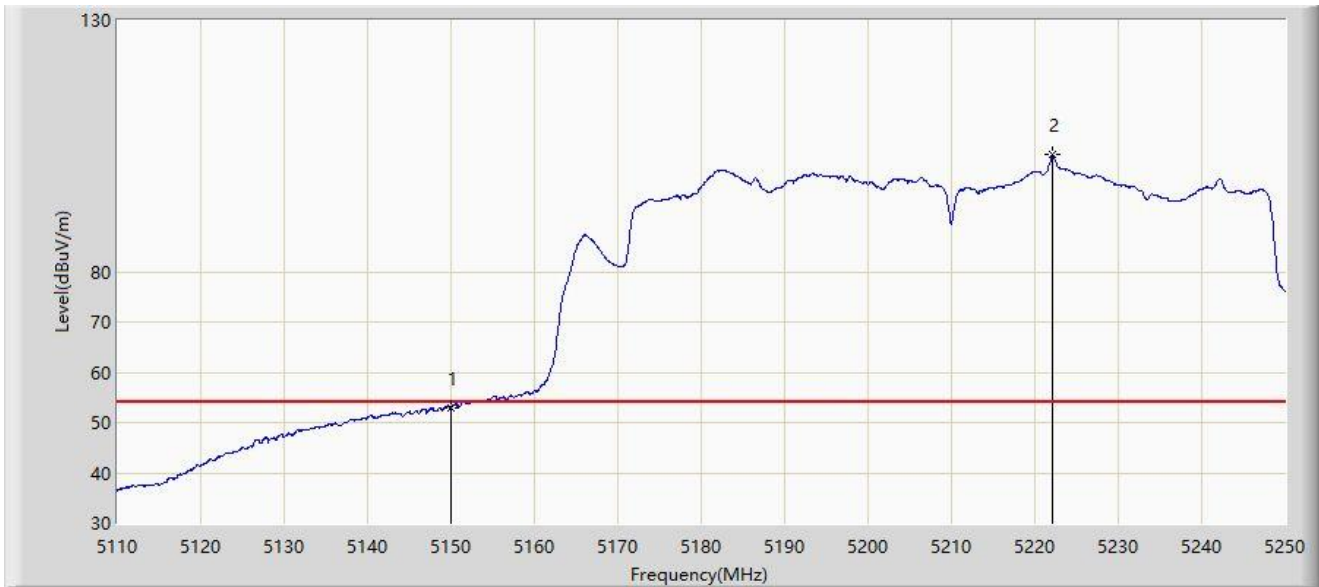
No	Mark	Frequency (MHz)	Measure Level (dB μ V/m)	Reading Level (dB μ V)	Margin (dB)	Limit (dB μ V/m)	Factor (dB/m)	Type
1	*	5149.200	72.354	75.553	-1.646	74.000	-3.199	PK
2		5150.000	69.069	72.094	-4.931	74.000	-3.026	PK
3		5182.520	110.931	72.162	N/A	N/A	38.769	PK

Note 1: " * ", means this data is the worst emission level.

Note 2: Measure Level (dB μ V/m) = Reading Level (dB μ V) + Factor (dB/m).

Note 3: Factor (dB/m) = Cable Loss (dB) + Antenna Factor (dB/m) - Pre_Amplifier Gain (dB).

Site: SIP-AC3	Test Date: 2022-12-21
Limit: FCC_5G_RE(3m)	Engineer: Wayne Wang
Probe: HF907_102861_1-18GHz	Polarity: Vertical
EUT: Dual-band Wi-Fi 6 Wireless AP	Power: AC 120V/60Hz
Test Mode: Transmit by 802.11ac-VHT80 at 5210MHz	



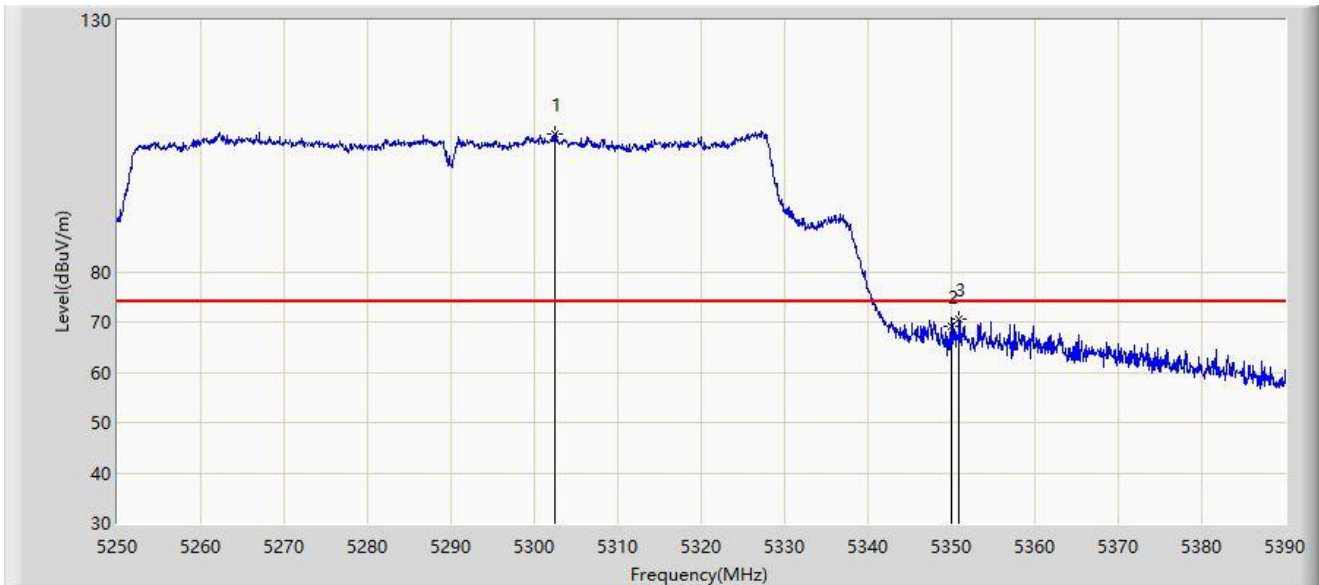
No	Mark	Frequency (MHz)	Measure Level (dB μ V/m)	Reading Level (dB μ V)	Margin (dB)	Limit (dB μ V/m)	Factor (dB/m)	Type
1	*	5150.000	52.923	55.948	-1.077	54.000	-3.026	AV
2		5222.070	103.379	62.203	N/A	N/A	41.176	AV

Note 1: " * ", means this data is the worst emission level.

Note 2: Measure Level (dB μ V/m) = Reading Level (dB μ V) + Factor (dB/m).

Note 3: Factor (dB/m) = Cable Loss (dB) + Antenna Factor (dB/m) - Pre_Amplifier Gain (dB).

Site: SIP-AC3	Test Date: 2022-12-31
Limit: FCC_5G_RE(3m)	Engineer: Wayne Wang
Probe: HF907_102861_1-18GHz	Polarity: Horizontal
EUT: Dual-band Wi-Fi 6 Wireless AP	Power: AC 120V/60Hz
Test Mode: Transmit by 802.11ac-VHT80 at 5290MHz	



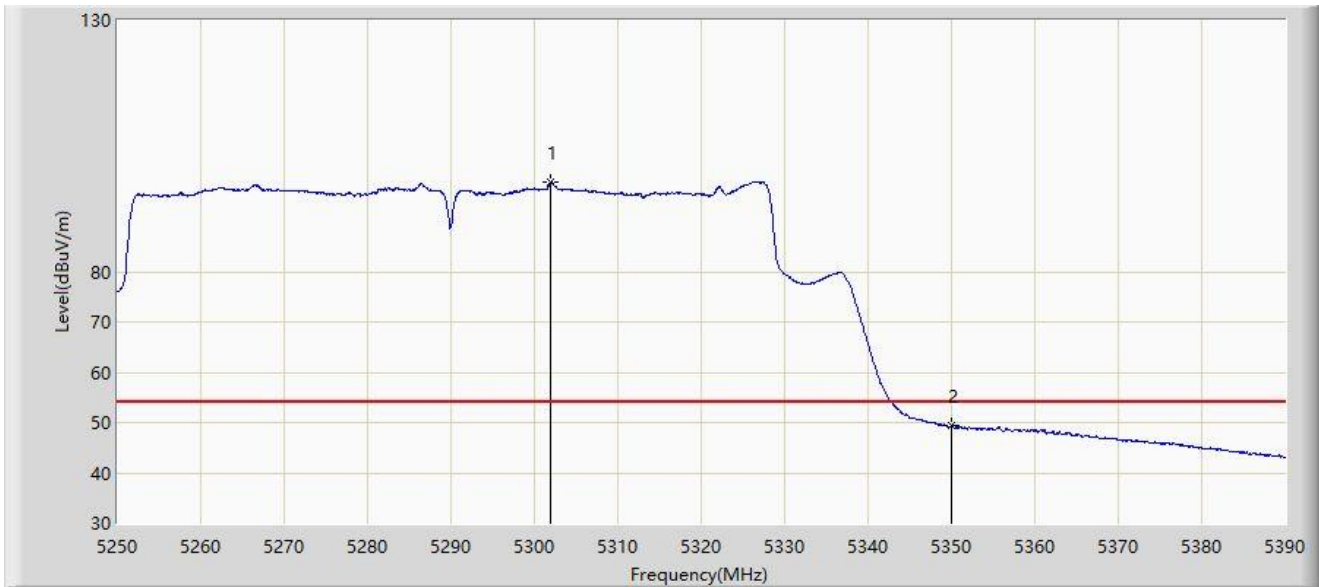
No	Mark	Frequency (MHz)	Measure Level (dB μ V/m)	Reading Level (dB μ V)	Margin (dB)	Limit (dB μ V/m)	Factor (dB/m)	Type
1		5302.430	107.276	68.260	N/A	N/A	39.016	PK
2		5350.000	68.989	70.439	-5.011	74.000	-1.451	PK
3	*	5350.870	70.498	72.395	-3.502	74.000	-1.897	PK

Note 1: " * ", means this data is the worst emission level.

Note 2: Measure Level (dB μ V/m) = Reading Level (dB μ V) + Factor (dB/m).

Note 3: Factor (dB/m) = Cable Loss (dB) + Antenna Factor (dB/m) - Pre_Amplifier Gain (dB).

Site: SIP-AC3	Test Date: 2022-12-31
Limit: FCC_5G_RE(3m)	Engineer: Wayne Wang
Probe: HF907_102861_1-18GHz	Polarity: Horizontal
EUT: Dual-band Wi-Fi 6 Wireless AP	Power: AC 120V/60Hz
Test Mode: Transmit by 802.11ac-VHT80 at 5290MHz	



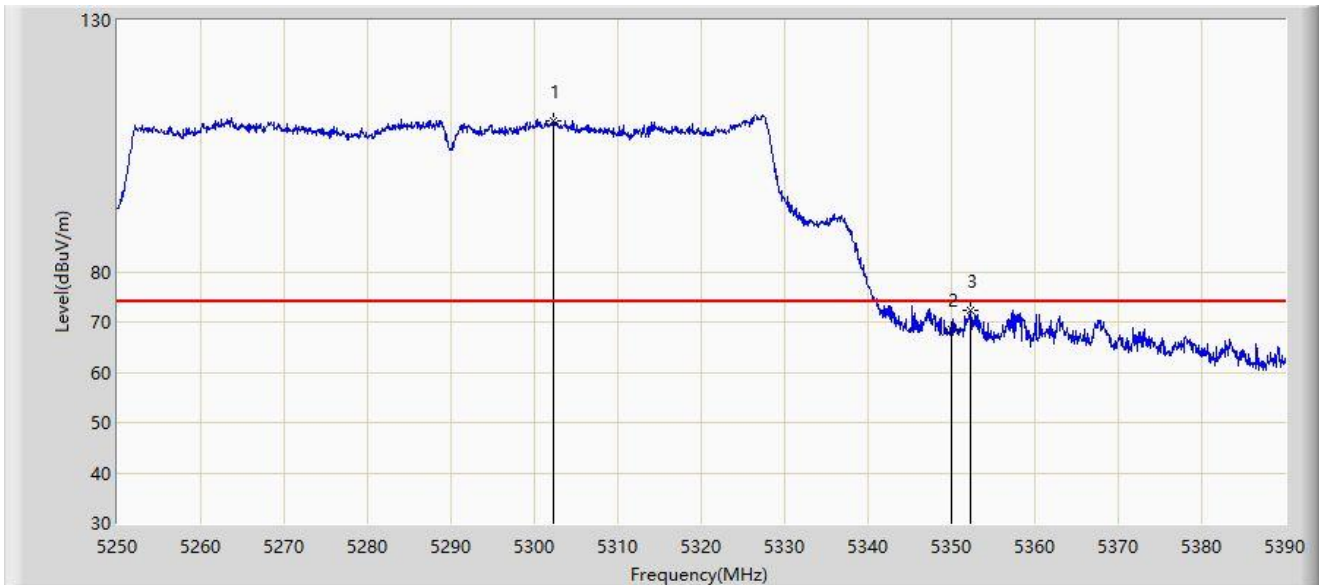
No	Mark	Frequency (MHz)	Measure Level (dB μ V/m)	Reading Level (dB μ V)	Margin (dB)	Limit (dB μ V/m)	Factor (dB/m)	Type
1		5302.010	97.882	58.606	N/A	N/A	39.276	AV
2	*	5350.000	49.446	50.896	-4.554	54.000	-1.451	AV

Note 1: " * ", means this data is the worst emission level.

Note 2: Measure Level (dB μ V/m) = Reading Level (dB μ V) + Factor (dB/m).

Note 3: Factor (dB/m) = Cable Loss (dB) + Antenna Factor (dB/m) - Pre_Amplifier Gain (dB).

Site: SIP-AC3	Test Date: 2022-12-31
Limit: FCC_5G_RE(3m)	Engineer: Wayne Wang
Probe: HF907_102861_1-18GHz	Polarity: Vertical
EUT: Dual-band Wi-Fi 6 Wireless AP	Power: AC 120V/60Hz
Test Mode: Transmit by 802.11ac-VHT80 at 5290MHz	



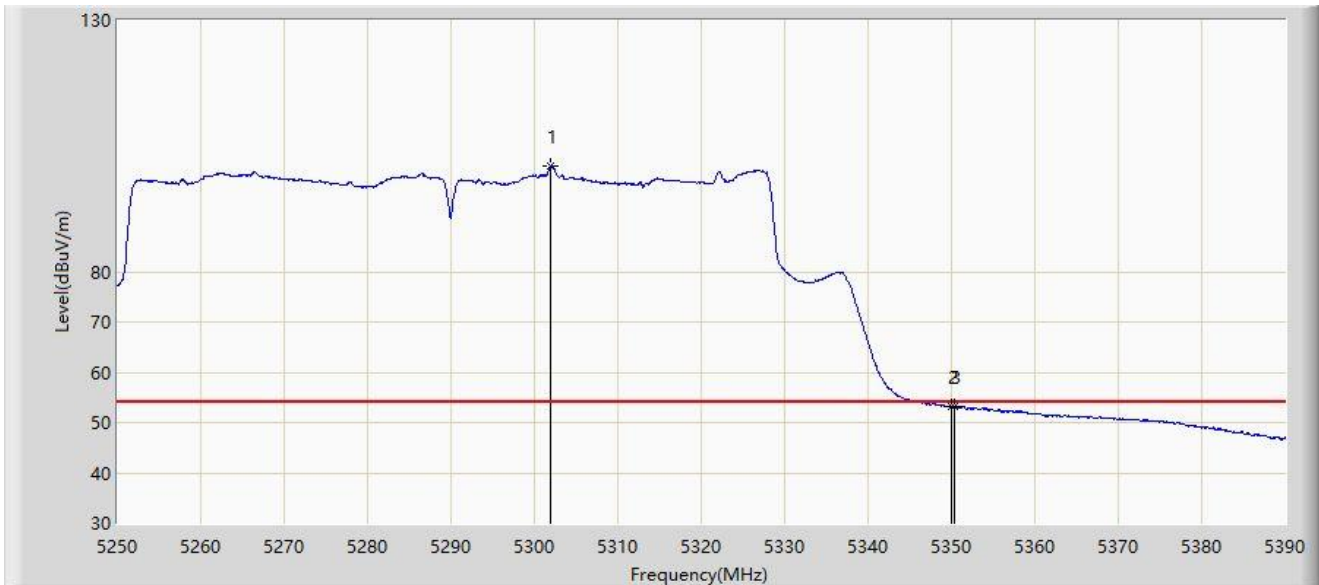
No	Mark	Frequency (MHz)	Measure Level (dB μ V/m)	Reading Level (dB μ V)	Margin (dB)	Limit (dB μ V/m)	Factor (dB/m)	Type
1		5302.360	110.037	70.978	N/A	N/A	39.059	PK
2		5350.000	68.438	69.888	-5.562	74.000	-1.451	PK
3	*	5352.340	72.419	74.862	-1.581	74.000	-2.443	PK

Note 1: " * ", means this data is the worst emission level.

Note 2: Measure Level (dB μ V/m) = Reading Level (dB μ V) + Factor (dB/m).

Note 3: Factor (dB/m) = Cable Loss (dB) + Antenna Factor (dB/m) - Pre_Amplifier Gain (dB).

Site: SIP-AC3	Test Date: 2022-12-31
Limit: FCC_5G_RE(3m)	Engineer: Wayne Wang
Probe: HF907_102861_1-18GHz	Polarity: Vertical
EUT: Dual-band Wi-Fi 6 Wireless AP	Power: AC 120V/60Hz
Test Mode: Transmit by 802.11ac-VHT80 at 5290MHz	



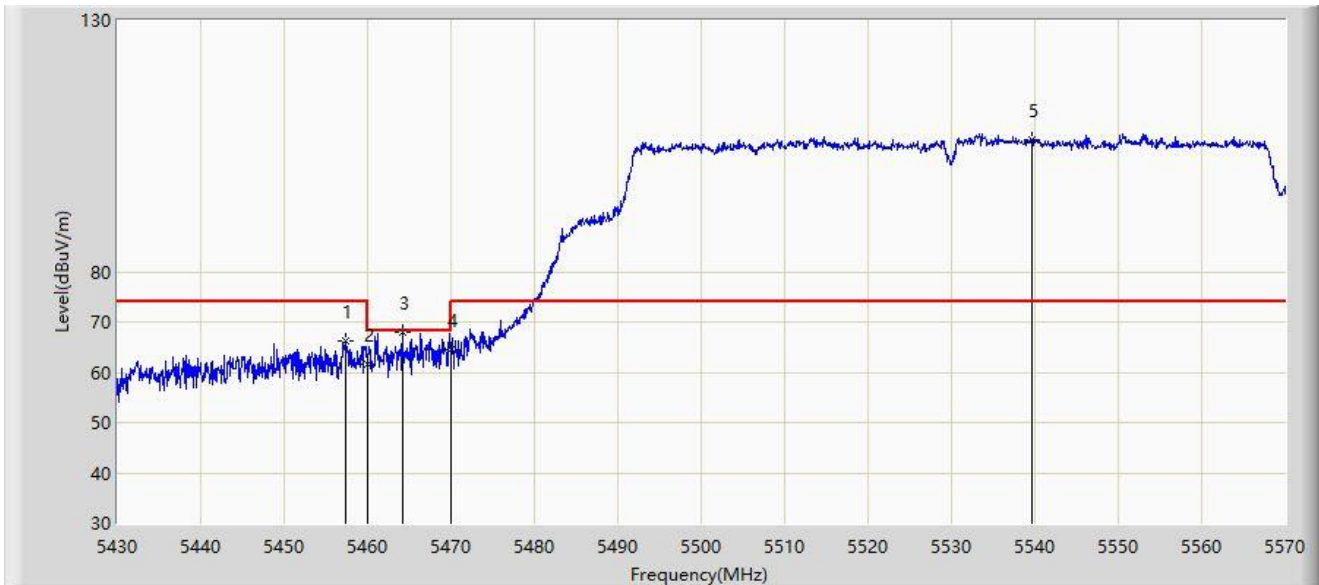
No	Mark	Frequency (MHz)	Measure Level (dB μ V/m)	Reading Level (dB μ V)	Margin (dB)	Limit (dB μ V/m)	Factor (dB/m)	Type
1		5302.010	101.003	61.727	N/A	N/A	39.276	AV
2		5350.000	53.182	54.632	-0.818	54.000	-1.451	AV
3	*	5350.310	53.251	54.867	-0.749	54.000	-1.616	AV

Note 1: " * ", means this data is the worst emission level.

Note 2: Measure Level (dB μ V/m) = Reading Level (dB μ V) + Factor (dB/m).

Note 3: Factor (dB/m) = Cable Loss (dB) + Antenna Factor (dB/m) - Pre_Amplifier Gain (dB).

Site: SIP-AC3	Test Date: 2022-12-31
Limit: FCC_5G_RE(3m)	Engineer: Wayne Wang
Probe: HF907_102861_1-18GHz	Polarity: Horizontal
EUT: Dual-band Wi-Fi 6 Wireless AP	Power: AC 120V/60Hz
Test Mode: Transmit by 802.11ac-VHT80 at 5530MHz	



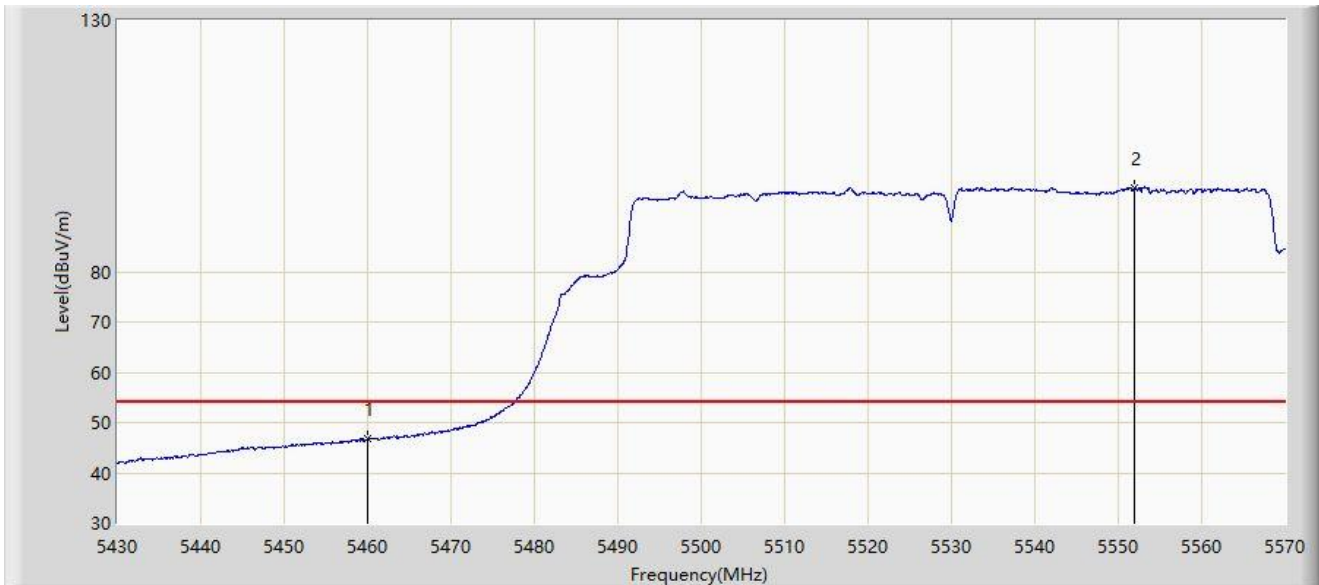
No	Mark	Frequency (MHz)	Measure Level (dB μ V/m)	Reading Level (dB μ V)	Margin (dB)	Limit (dB μ V/m)	Factor (dB/m)	Type
1		5457.300	66.124	70.026	-7.876	74.000	-3.902	PK
2		5460.000	61.552	65.227	-6.648	68.200	-3.675	PK
3	*	5464.160	67.912	71.235	-0.288	68.200	-3.323	PK
4		5470.000	64.568	66.500	-3.632	68.200	-1.932	PK
5		5539.690	106.333	67.460	N/A	N/A	38.873	PK

Note 1: " * ", means this data is the worst emission level.

Note 2: Measure Level (dB μ V/m) = Reading Level (dB μ V) + Factor (dB/m).

Note 3: Factor (dB/m) = Cable Loss (dB) + Antenna Factor (dB/m) - Pre_Amplifier Gain (dB).

Site: SIP-AC3	Test Date: 2022-12-31
Limit: FCC_5G_RE(3m)	Engineer: Wayne Wang
Probe: HF907_102861_1-18GHz	Polarity: Horizontal
EUT: Dual-band Wi-Fi 6 Wireless AP	Power: AC 120V/60Hz
Test Mode: Transmit by 802.11ac-VHT80 at 5530MHz	



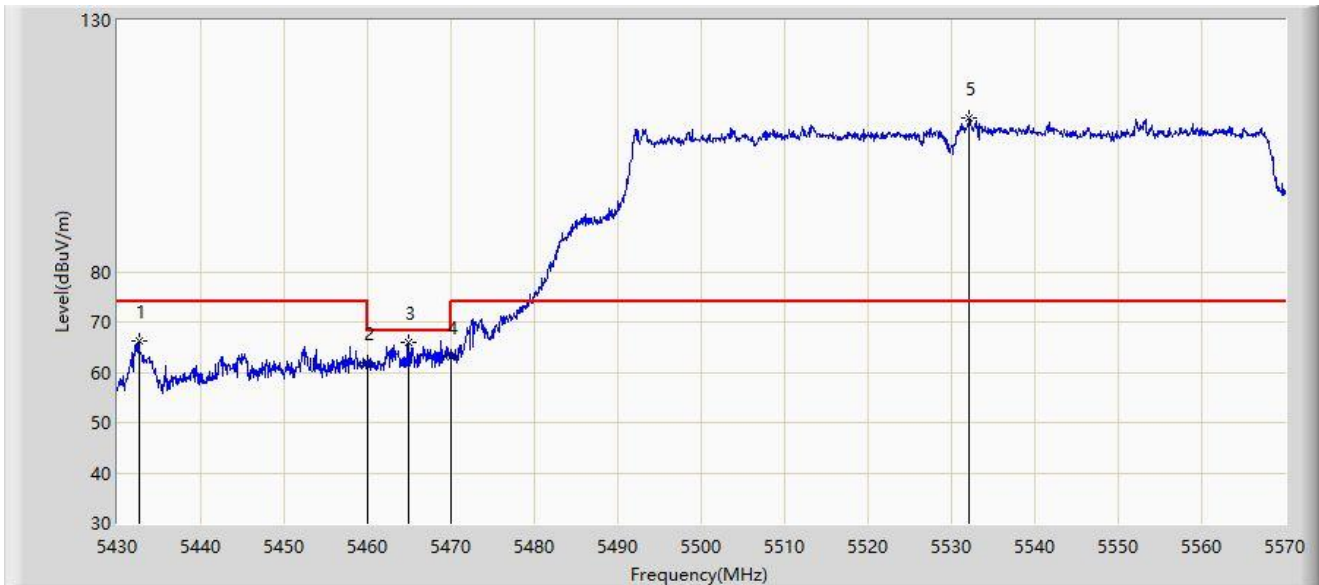
No	Mark	Frequency (MHz)	Measure Level (dB μ V/m)	Reading Level (dB μ V)	Margin (dB)	Limit (dB μ V/m)	Factor (dB/m)	Type
1	*	5460.000	46.917	50.592	-7.083	54.000	-3.675	AV
2		5552.010	96.618	51.289	N/A	N/A	45.329	AV

Note 1: " * ", means this data is the worst emission level.

Note 2: Measure Level (dB μ V/m) = Reading Level (dB μ V) + Factor (dB/m).

Note 3: Factor (dB/m) = Cable Loss (dB) + Antenna Factor (dB/m) - Pre_Amplifier Gain (dB).

Site: SIP-AC3	Test Date: 2022-12-31
Limit: FCC_5G_RE(3m)	Engineer: Wayne Wang
Probe: HF907_102861_1-18GHz	Polarity: Vertical
EUT: Dual-band Wi-Fi 6 Wireless AP	Power: AC 120V/60Hz
Test Mode: Transmit by 802.11ac-VHT80 at 5530MHz	



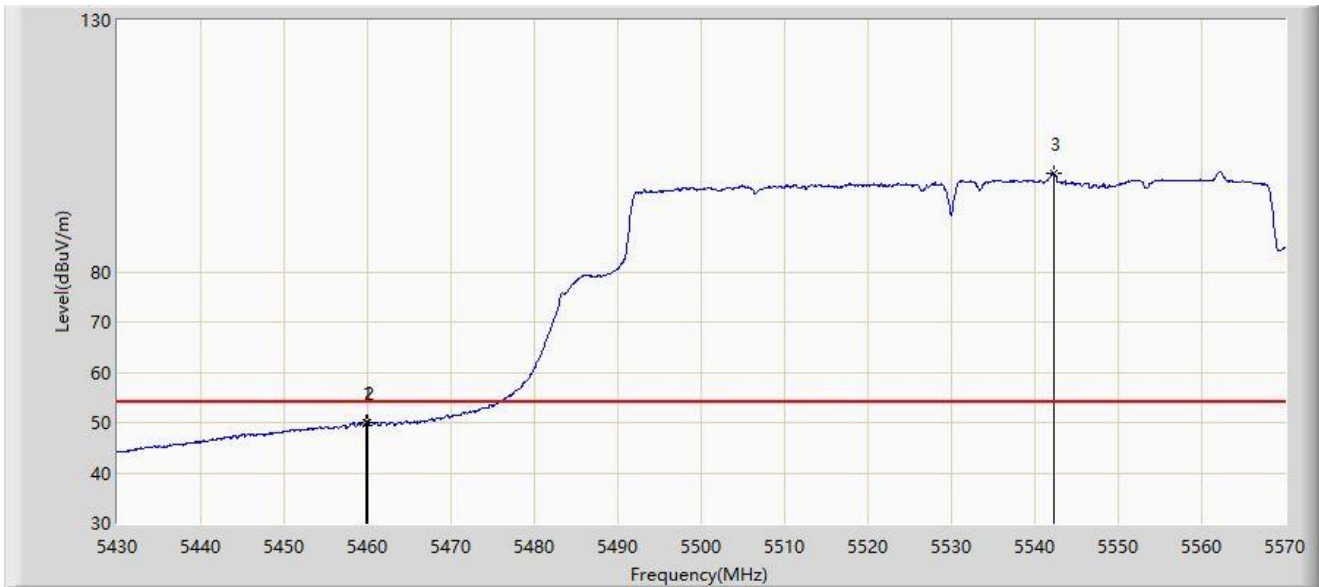
No	Mark	Frequency (MHz)	Measure Level (dBμV/m)	Reading Level (dBμV)	Margin (dB)	Limit (dBμV/m)	Factor (dB/m)	Type
1		5432.590	66.125	70.983	-7.875	74.000	-4.858	PK
2		5460.000	61.785	65.460	-6.415	68.200	-3.675	PK
3	*	5464.930	65.871	69.087	-2.329	68.200	-3.216	PK
4		5470.000	63.035	64.967	-5.165	68.200	-1.932	PK
5		5532.130	110.523	64.136	N/A	N/A	46.387	PK

Note 1: " * ", means this data is the worst emission level.

Note 2: Measure Level (dBμV/m) = Reading Level (dBμV) + Factor (dB/m).

Note 3: Factor (dB/m) = Cable Loss (dB) + Antenna Factor (dB/m) - Pre_Amplifier Gain (dB).

Site: SIP-AC3	Test Date: 2022-12-31
Limit: FCC_5G_RE(3m)	Engineer: Wayne Wang
Probe: HF907_102861_1-18GHz	Polarity: Vertical
EUT: Dual-band Wi-Fi 6 Wireless AP	Power: AC 120V/60Hz
Test Mode: Transmit by 802.11ac-VHT80 at 5530MHz	



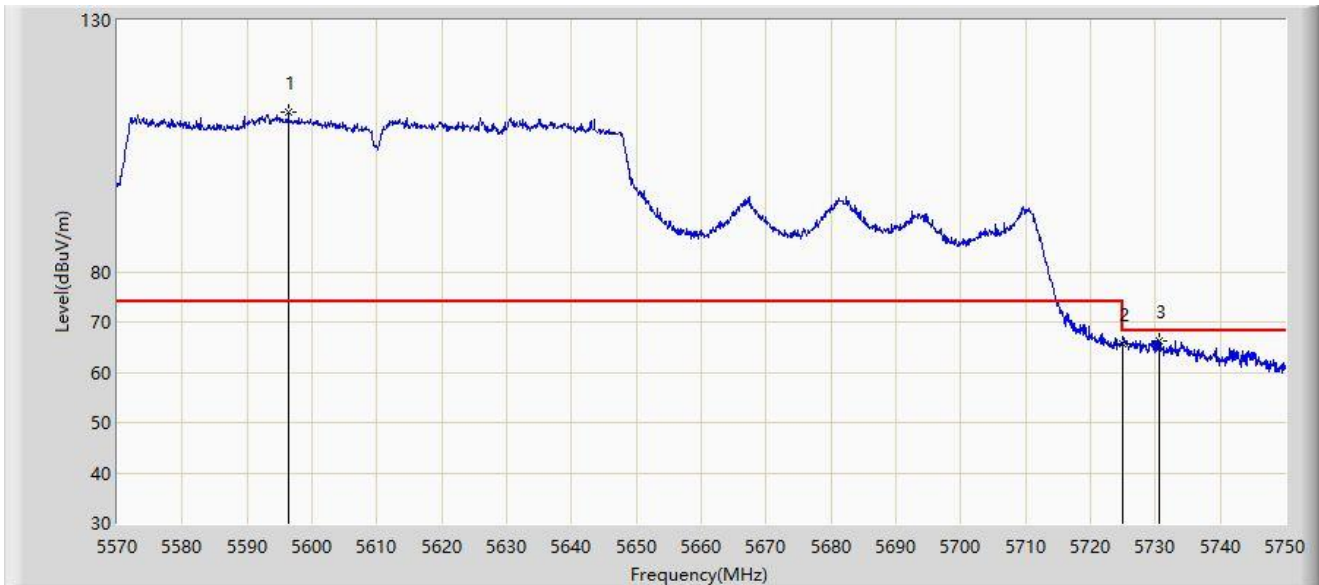
No	Mark	Frequency (MHz)	Measure Level (dB μ V/m)	Reading Level (dB μ V)	Margin (dB)	Limit (dB μ V/m)	Factor (dB/m)	Type
1	*	5459.890	49.976	53.667	-4.024	54.000	-3.690	AV
2		5460.000	49.902	53.577	-4.098	54.000	-3.675	AV
3		5542.280	99.472	60.889	N/A	N/A	38.583	AV

Note 1: " * ", means this data is the worst emission level.

Note 2: Measure Level (dB μ V/m) = Reading Level (dB μ V) + Factor (dB/m).

Note 3: Factor (dB/m) = Cable Loss (dB) + Antenna Factor (dB/m) - Pre_Amplifier Gain (dB).

Site: SIP-AC3	Test Date: 2022-12-31
Limit: FCC_5G_RE(3m)	Engineer: Wayne Wang
Probe: HF907_102861_1-18GHz	Polarity: Horizontal
EUT: Dual-band Wi-Fi 6 Wireless AP	Power: AC 120V/60Hz
Test Mode: Transmit by 802.11ac-VHT80 at 5610MHz	



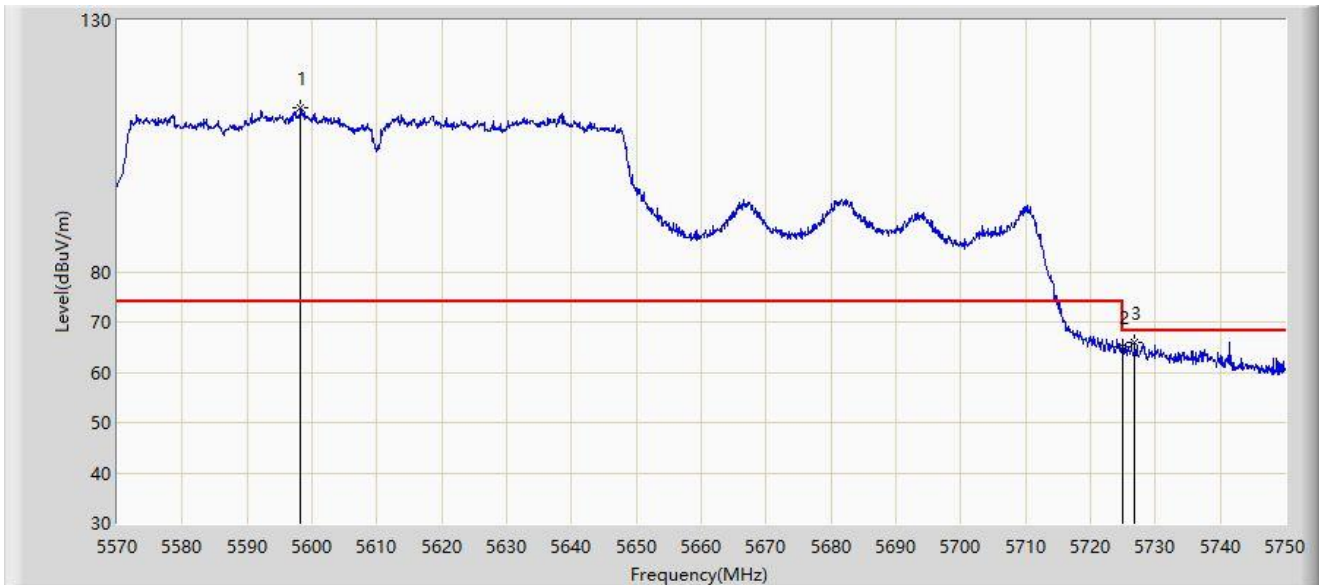
No	Mark	Frequency (MHz)	Measure Level (dB μ V/m)	Reading Level (dB μ V)	Margin (dB)	Limit (dB μ V/m)	Factor (dB/m)	Type
1		5596.370	111.621	72.825	N/A	N/A	38.796	PK
2		5725.000	65.751	67.346	-2.449	68.200	-1.596	PK
3	*	5730.650	66.282	69.790	-1.918	68.200	-3.507	PK

Note 1: " * ", means this data is the worst emission level.

Note 2: Measure Level (dB μ V/m) = Reading Level (dB μ V) + Factor (dB/m).

Note 3: Factor (dB/m) = Cable Loss (dB) + Antenna Factor (dB/m) - Pre_Amplifier Gain (dB).

Site: SIP-AC3	Test Date: 2022-12-31
Limit: FCC_5G_RE(3m)	Engineer: Wayne Wang
Probe: HF907_102861_1-18GHz	Polarity: Vertical
EUT: Dual-band Wi-Fi 6 Wireless AP	Power: AC 120V/60Hz
Test Mode: Transmit by 802.11ac-VHT80 at 5610MHz	



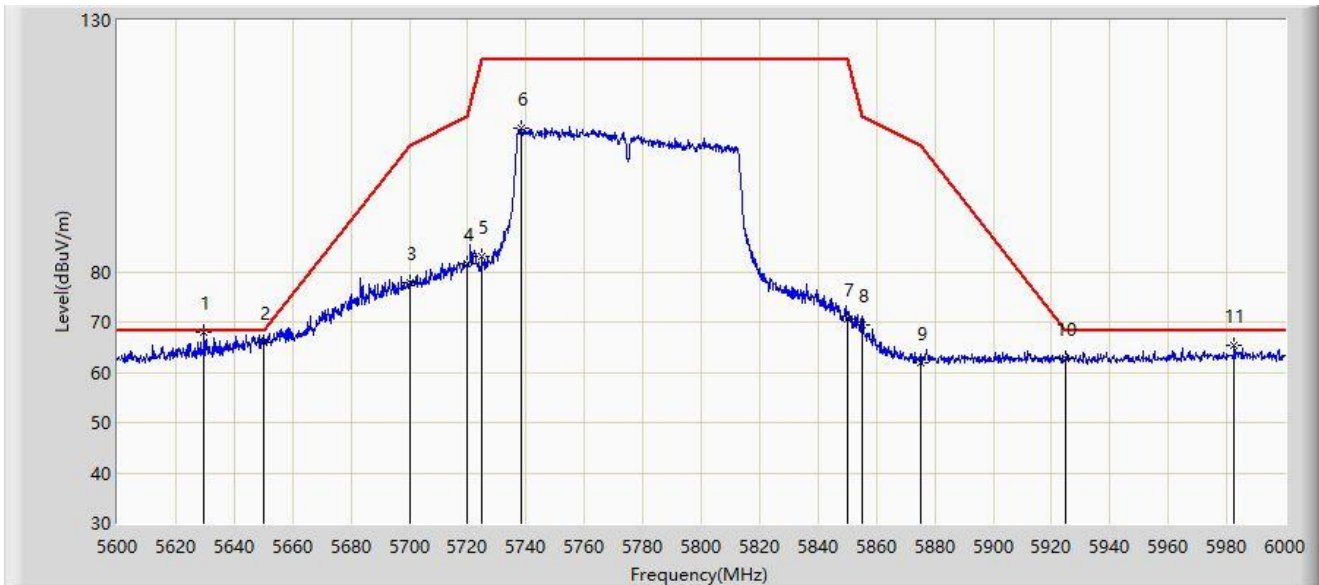
No	Mark	Frequency (MHz)	Measure Level (dB μ V/m)	Reading Level (dB μ V)	Margin (dB)	Limit (dB μ V/m)	Factor (dB/m)	Type
1		5598.260	112.513	74.896	N/A	N/A	37.617	PK
2		5725.000	64.984	66.579	-3.216	68.200	-1.596	PK
3	*	5726.870	66.007	68.505	-2.193	68.200	-2.497	PK

Note 1: " * ", means this data is the worst emission level.

Note 2: Measure Level (dB μ V/m) = Reading Level (dB μ V) + Factor (dB/m).

Note 3: Factor (dB/m) = Cable Loss (dB) + Antenna Factor (dB/m) - Pre_Amplifier Gain (dB).

Site: SIP-AC1	Time: 2023/01/03 - 14:48
Limit: FCC_5.8G_RE(3m)	Engineer: Wayne Wang
Probe: HF907_102862_1-18GHz	Polarity: Horizontal
EUT: Dual-band Wi-Fi 6 Wireless AP	Power: AC 120V/60Hz
Test Mode: Transmit by 802.11ac-VHT80 at 5775MHz	



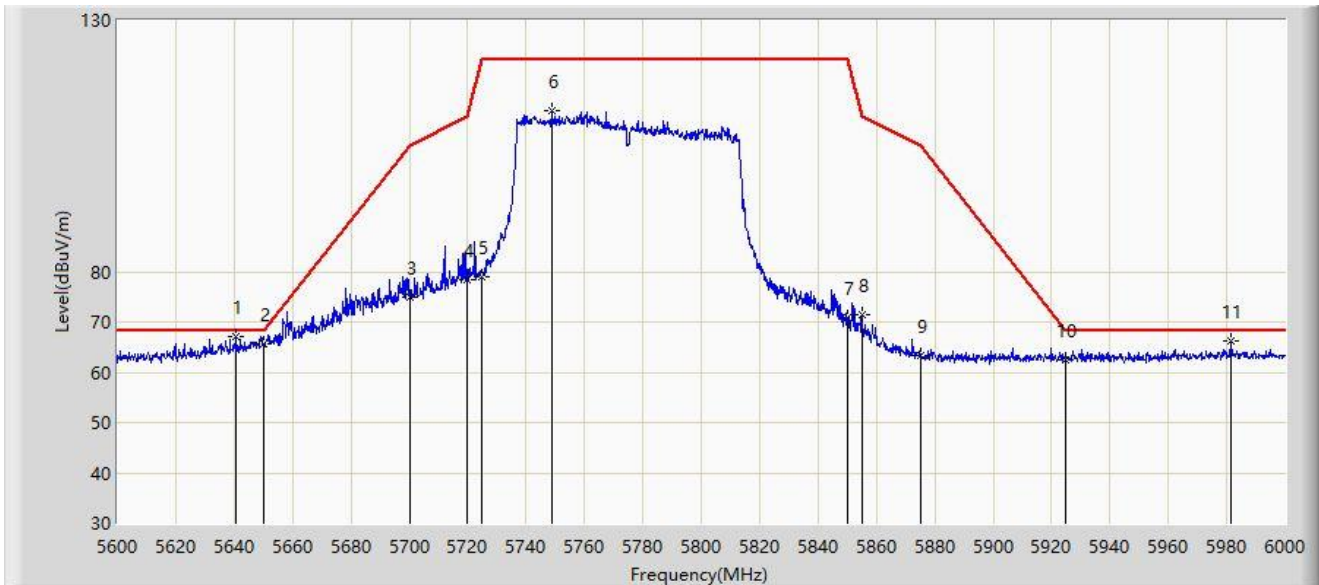
No	Mark	Frequency (MHz)	Measure Level (dBμV/m)	Reading Level (dBμV)	Margin (dB)	Limit (dBμV/m)	Factor (dB/m)	Type
1	*	5629.800	67.940	77.587	-0.260	68.200	-9.647	PK
2		5650.000	65.813	75.190	-2.387	68.200	-9.377	PK
3		5700.000	77.845	87.560	-27.355	105.200	-9.715	PK
4		5720.000	81.731	91.440	-29.069	110.800	-9.709	PK
5		5725.000	82.994	92.676	-39.206	122.200	-9.682	PK
6		5738.400	108.630	117.982	N/A	N/A	-9.352	PK
7		5850.000	70.594	79.491	-51.606	122.200	-8.896	PK
8		5855.000	69.378	78.323	-41.422	110.800	-8.946	PK
9		5875.000	62.028	71.106	-43.172	105.200	-9.078	PK
10		5925.000	62.676	71.690	-5.524	68.200	-9.014	PK
11		5982.600	65.343	74.008	-2.857	68.200	-8.666	PK

Note 1: " * ", means this data is the worst emission level.

Note 2: Measure Level (dBμV/m) = Reading Level (dBμV) + Factor (dB/m).

Note 3: Factor (dB/m) = Cable Loss (dB) + Antenna Factor (dB/m) - Pre_Amplifier Gain (dB).

Site: SIP-AC1	Time: 2023/01/03 - 14:38
Limit: FCC_5.8G_RE(3m)	Engineer: Wayne Wang
Probe: HF907_102862_1-18GHz	Polarity: Vertical
EUT: Dual-band Wi-Fi 6 Wireless AP	Power: AC 120V/60Hz
Test Mode: Transmit by 802.11ac-VHT80 at 5775MHz	



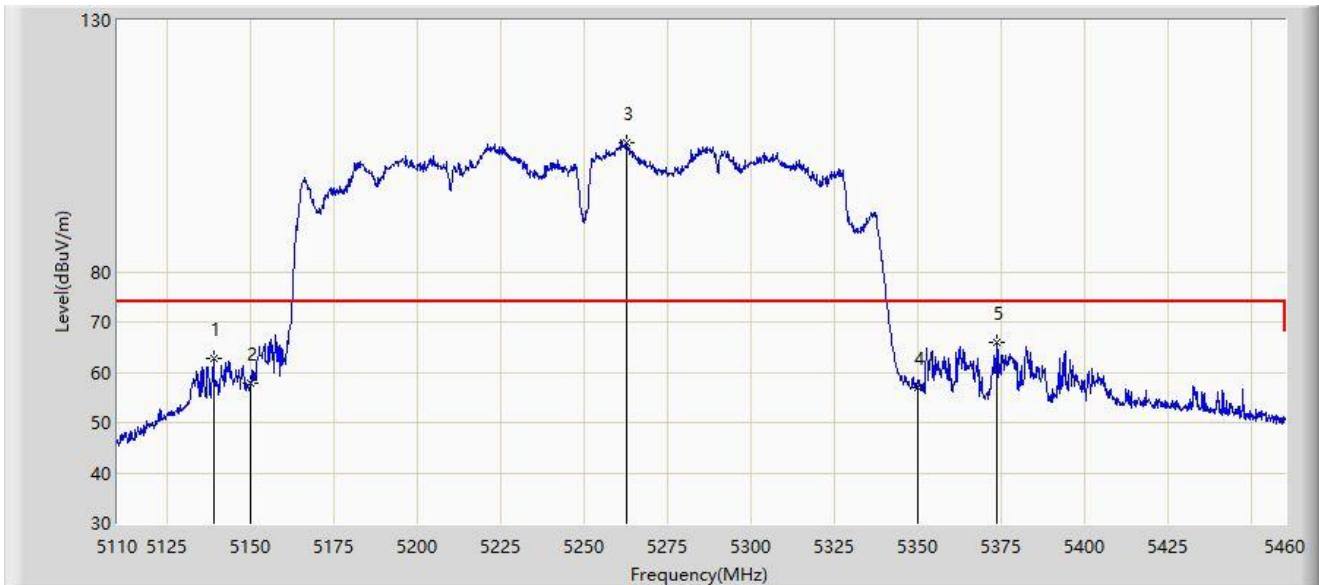
No	Mark	Frequency (MHz)	Measure Level (dBμV/m)	Reading Level (dBμV)	Margin (dB)	Limit (dBμV/m)	Factor (dB/m)	Type
1	*	5640.800	67.130	76.671	-1.070	68.200	-9.542	PK
2		5650.000	65.602	74.979	-2.598	68.200	-9.377	PK
3		5700.000	74.927	84.642	-30.273	105.200	-9.715	PK
4		5720.000	78.418	88.127	-32.382	110.800	-9.709	PK
5		5725.000	78.990	88.672	-43.210	122.200	-9.682	PK
6		5748.800	111.897	121.088	N/A	N/A	-9.191	PK
7		5850.000	70.850	79.747	-51.350	122.200	-8.896	PK
8		5855.000	71.432	80.377	-39.368	110.800	-8.946	PK
9		5875.000	63.429	72.507	-41.771	105.200	-9.078	PK
10		5925.000	62.558	71.572	-5.642	68.200	-9.014	PK
11		5981.600	66.143	74.801	-2.057	68.200	-8.659	PK

Note 1: " * ", means this data is the worst emission level.

Note 2: Measure Level (dBμV/m) = Reading Level (dBμV) + Factor (dB/m).

Note 3: Factor (dB/m) = Cable Loss (dB) + Antenna Factor (dB/m) - Pre_Amplifier Gain (dB).

Site: SIP-AC3	Test Date: 2022-12-21
Limit: FCC_5G_RE(3m)	Engineer: Wayne Wang
Probe: HF907_102861_1-18GHz	Polarity: Horizontal
EUT: Dual-band Wi-Fi 6 Wireless AP	Power: AC 120V/60Hz
Test Mode: Transmit by 802.11ac-VHT160 at 5250MHz	



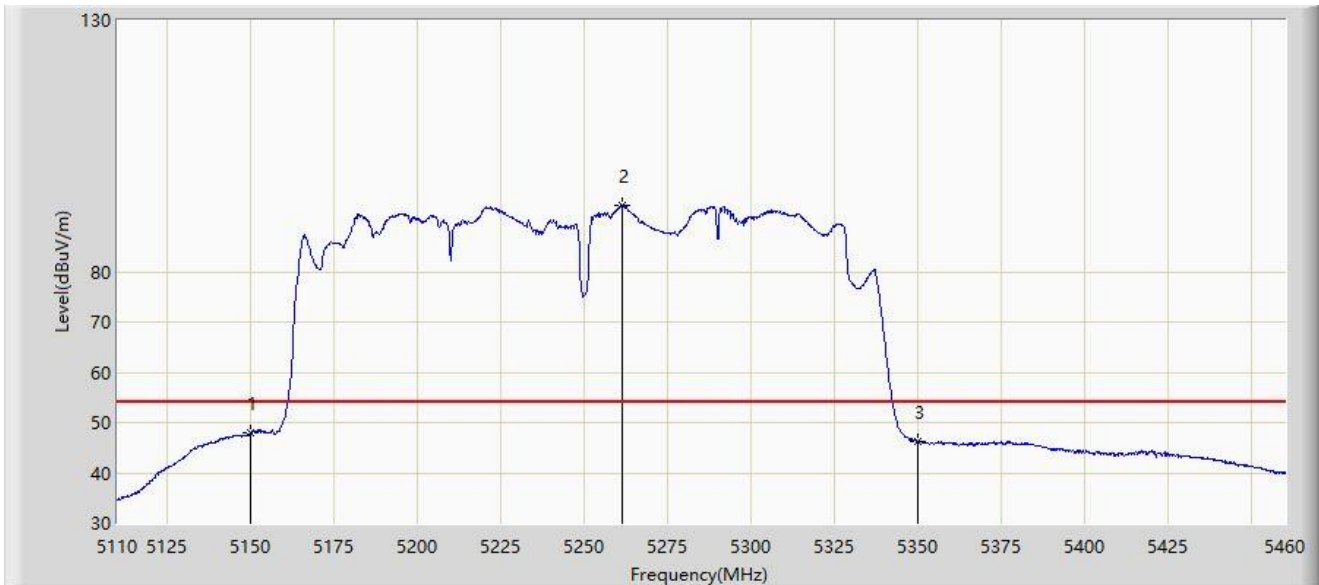
No	Mark	Frequency (MHz)	Measure Level (dBμV/m)	Reading Level (dBμV)	Margin (dB)	Limit (dBμV/m)	Factor (dB/m)	Type
1		5138.875	62.613	66.839	-11.387	74.000	-4.226	PK
2		5150.000	57.849	60.874	-16.151	74.000	-3.026	PK
3		5262.775	105.751	62.233	N/A	N/A	43.518	PK
4		5350.000	56.963	58.413	-17.037	74.000	-1.451	PK
5	*	5373.725	66.031	71.160	-7.969	74.000	-5.129	PK

Note 1: " * ", means this data is the worst emission level.

Note 2: Measure Level (dBμV/m) = Reading Level (dBμV) + Factor (dB/m).

Note 3: Factor (dB/m) = Cable Loss (dB) + Antenna Factor (dB/m) - Pre_Amplifier Gain (dB).

Site: SIP-AC3	Test Date: 2022-12-21
Limit: FCC_5G_RE(3m)	Engineer: Wayne Wang
Probe: HF907_102861_1-18GHz	Polarity: Horizontal
EUT: Dual-band Wi-Fi 6 Wireless AP	Power: AC 120V/60Hz
Test Mode: Transmit by 802.11ac-VHT160 at 5250MHz	



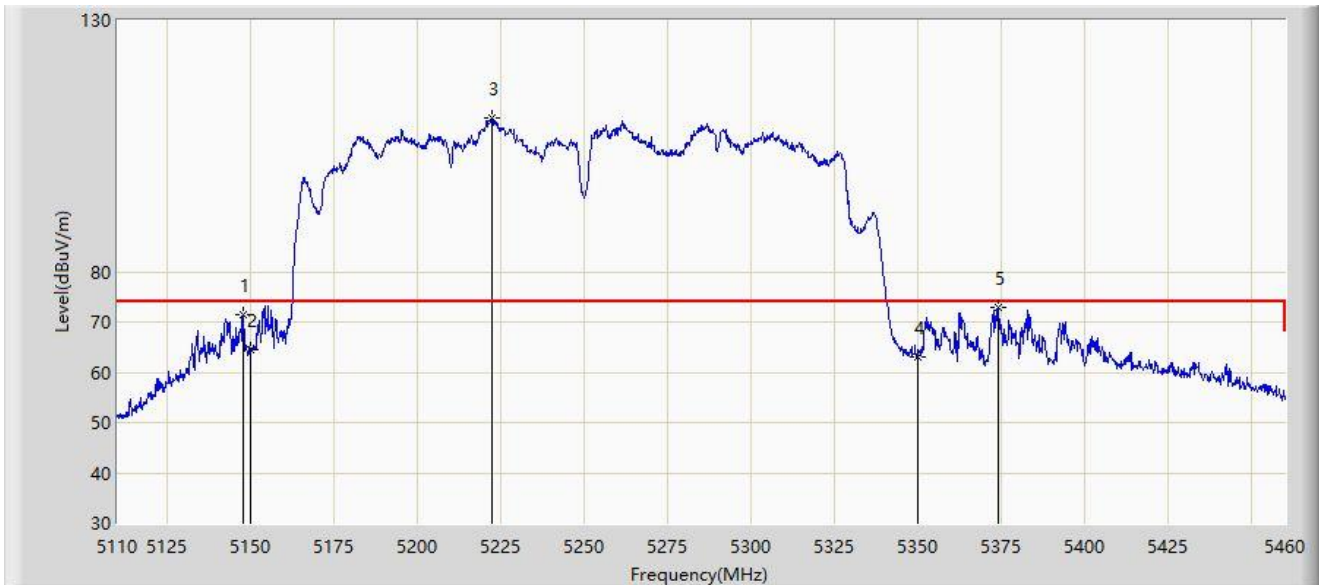
No	Mark	Frequency (MHz)	Measure Level (dB μ V/m)	Reading Level (dB μ V)	Margin (dB)	Limit (dB μ V/m)	Factor (dB/m)	Type
1	*	5150.000	47.879	50.904	-6.121	54.000	-3.026	AV
2		5261.375	93.226	47.515	N/A	N/A	45.711	AV
3		5350.000	46.170	47.620	-7.830	54.000	-1.451	AV

Note 1: " * ", means this data is the worst emission level.

Note 2: Measure Level (dB μ V/m) = Reading Level (dB μ V) + Factor (dB/m).

Note 3: Factor (dB/m) = Cable Loss (dB) + Antenna Factor (dB/m) - Pre_Amplifier Gain (dB).

Site: SIP-AC3	Test Date: 2022-12-21
Limit: FCC_5G_RE(3m)	Engineer: Wayne Wang
Probe: HF907_102861_1-18GHz	Polarity: Vertical
EUT: Dual-band Wi-Fi 6 Wireless AP	Power: AC 120V/60Hz
Test Mode: Transmit by 802.11ac-VHT160 at 5250MHz	



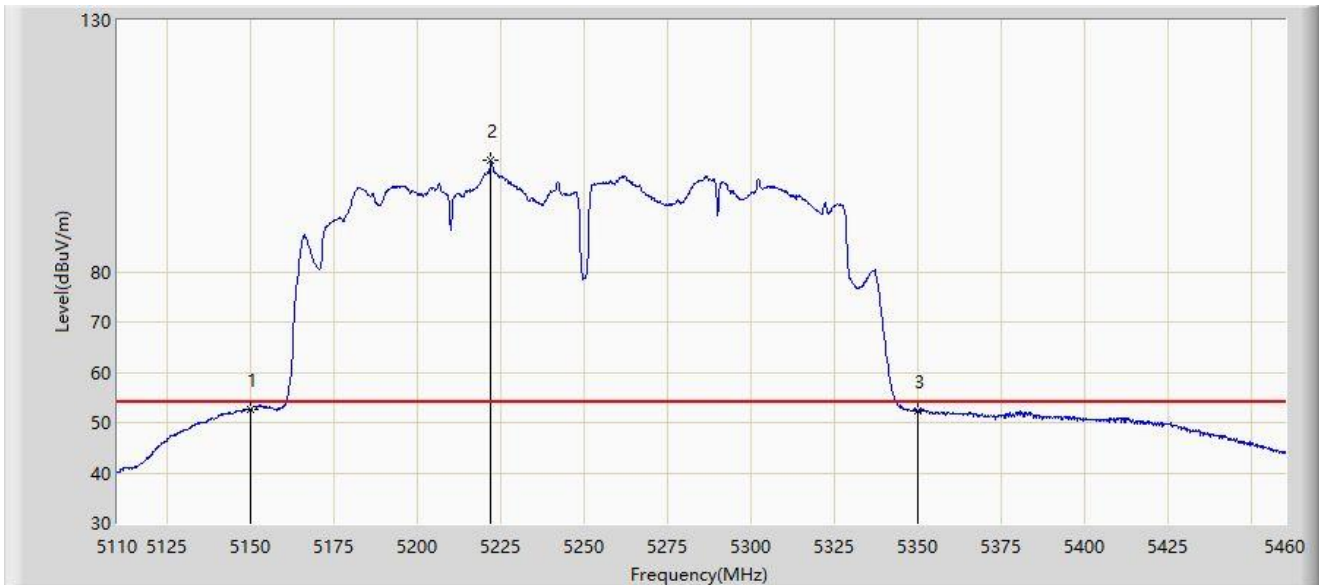
No	Mark	Frequency (MHz)	Measure Level (dBμV/m)	Reading Level (dBμV)	Margin (dB)	Limit (dBμV/m)	Factor (dB/m)	Type
1		5147.625	71.534	75.045	-2.466	74.000	-3.510	PK
2		5150.000	64.598	67.623	-9.402	74.000	-3.026	PK
3		5222.350	110.608	69.841	N/A	N/A	40.768	PK
4		5350.000	63.157	64.607	-10.843	74.000	-1.451	PK
5	*	5373.900	72.785	77.930	-1.215	74.000	-5.145	PK

Note 1: " * ", means this data is the worst emission level.

Note 2: Measure Level (dBμV/m) = Reading Level (dBμV) + Factor (dB/m).

Note 3: Factor (dB/m) = Cable Loss (dB) + Antenna Factor (dB/m) - Pre_Amplifier Gain (dB).

Site: SIP-AC3	Test Date: 2022-12-21
Limit: FCC_5G_RE(3m)	Engineer: Wayne Wang
Probe: HF907_102861_1-18GHz	Polarity: Vertical
EUT: Dual-band Wi-Fi 6 Wireless AP	Power: AC 120V/60Hz
Test Mode: Transmit by 802.11ac-VHT160 at 5250MHz	



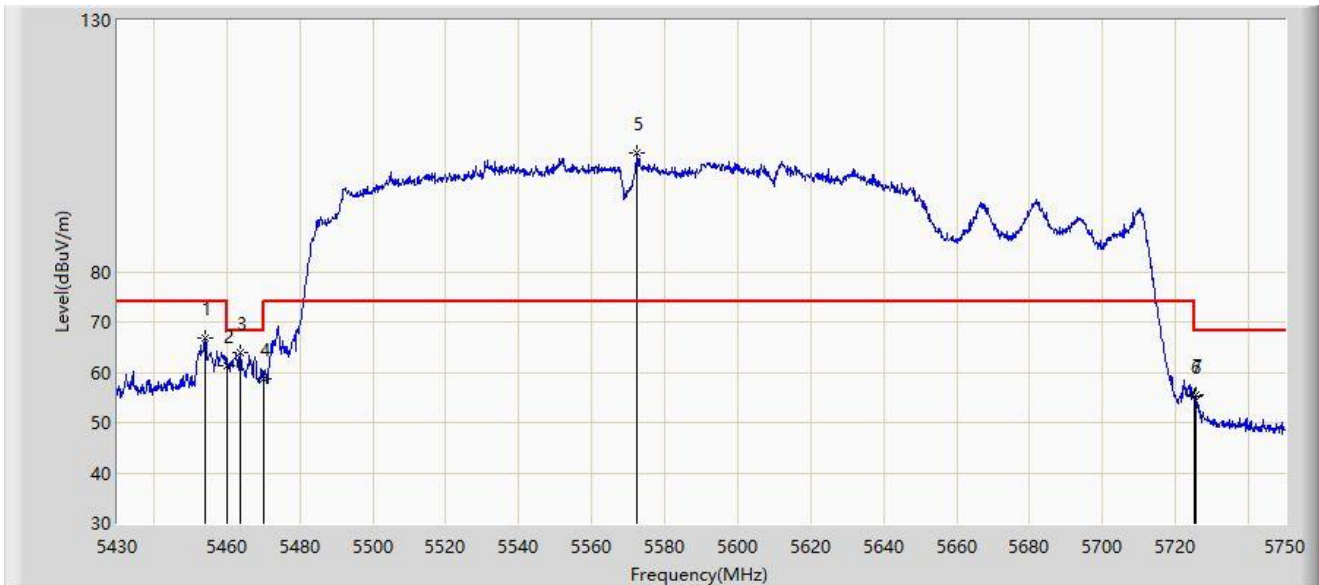
No	Mark	Frequency (MHz)	Measure Level (dB μ V/m)	Reading Level (dB μ V)	Margin (dB)	Limit (dB μ V/m)	Factor (dB/m)	Type
1	*	5150.000	52.693	55.718	-1.307	54.000	-3.026	AV
2		5222.000	102.029	60.751	N/A	N/A	41.278	AV
3		5350.000	52.384	53.834	-1.616	54.000	-1.451	AV

Note 1: " * ", means this data is the worst emission level.

Note 2: Measure Level (dB μ V/m) = Reading Level (dB μ V) + Factor (dB/m).

Note 3: Factor (dB/m) = Cable Loss (dB) + Antenna Factor (dB/m) - Pre_Amplifier Gain (dB).

Site: SIP-AC3	Test Date: 2022-12-31
Limit: FCC_5G_RE(3m)	Engineer: Wayne Wang
Probe: HF907_102861_1-18GHz	Polarity: Horizontal
EUT: Dual-band Wi-Fi 6 Wireless AP	Power: AC 120V/60Hz
Test Mode: Transmit by 802.11ac-VHT160 at 5570MHz	



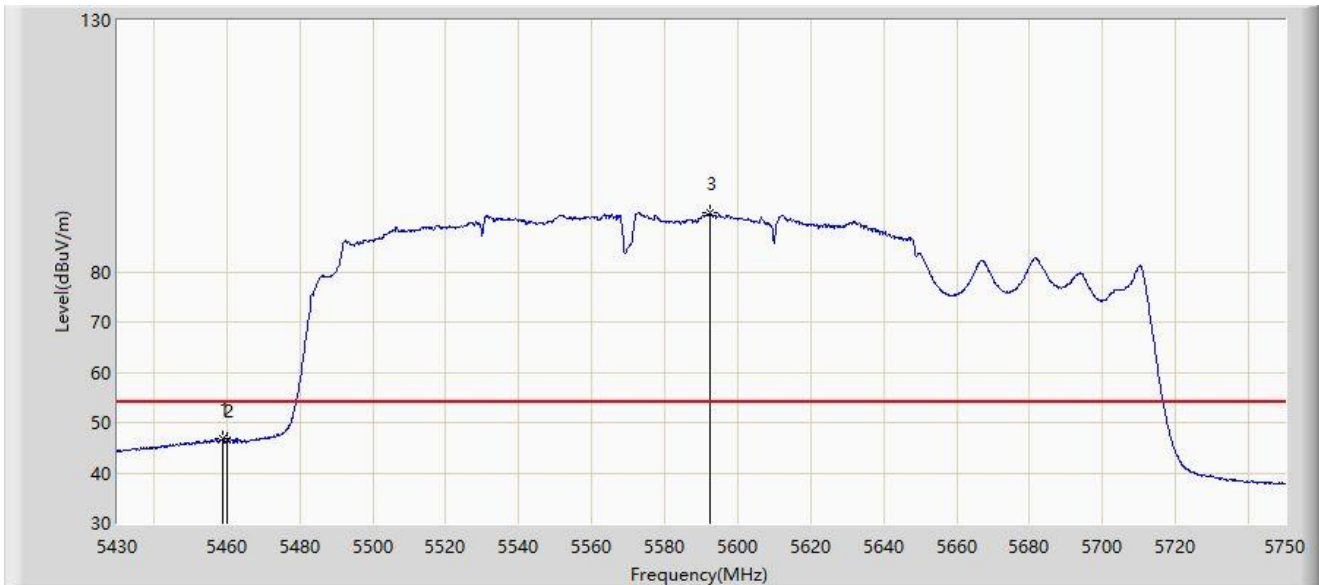
No	Mark	Frequency (MHz)	Measure Level (dBuV/m)	Reading Level (dBuV)	Margin (dB)	Limit (dBuV/m)	Factor (dB/m)	Type
1		5454.160	66.813	70.892	-7.187	74.000	-4.079	PK
2		5460.000	61.422	65.097	-6.778	68.200	-3.675	PK
3	*	5463.600	63.805	67.201	-4.395	68.200	-3.396	PK
4		5470.000	58.705	60.637	-9.495	68.200	-1.932	PK
5		5572.400	103.536	57.042	N/A	N/A	46.495	PK
6		5725.000	55.168	56.763	-13.032	68.200	-1.596	PK
7		5725.520	55.482	57.361	-12.718	68.200	-1.879	PK

Note 1: " * ", means this data is the worst emission level.

Note 2: Measure Level (dBuV/m) = Reading Level (dBuV) + Factor (dB/m).

Note 3: Factor (dB/m) = Cable Loss (dB) + Antenna Factor (dB/m) - Pre_Amplifier Gain (dB).

Site: SIP-AC3	Test Date: 2022-12-31
Limit: FCC_5G_RE(3m)	Engineer: Wayne Wang
Probe: HF907_102861_1-18GHz	Polarity: Horizontal
EUT: Dual-band Wi-Fi 6 Wireless AP	Power: AC 120V/60Hz
Test Mode: Transmit by 802.11ac-VHT160 at 5570MHz	



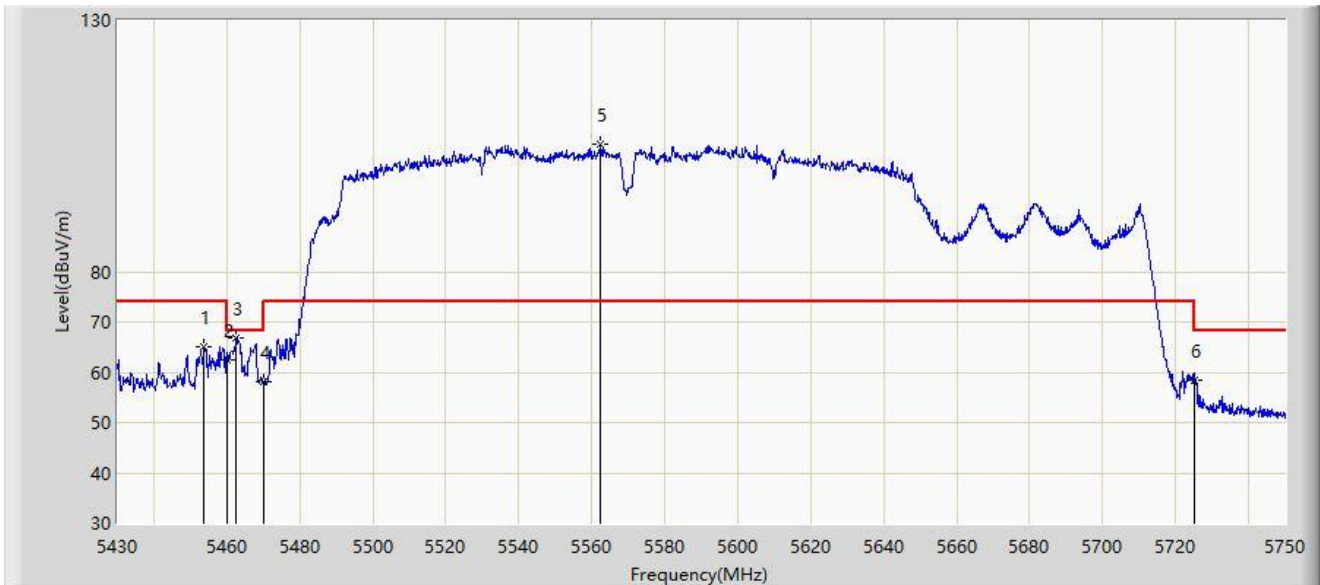
No	Mark	Frequency (MHz)	Measure Level (dB μ V/m)	Reading Level (dB μ V)	Margin (dB)	Limit (dB μ V/m)	Factor (dB/m)	Type
1	*	5458.960	46.690	50.487	-7.310	54.000	-3.797	AV
2		5460.000	46.414	50.089	-7.586	54.000	-3.675	AV
3		5592.400	91.725	47.136	N/A	N/A	44.589	AV

Note 1: " * ", means this data is the worst emission level.

Note 2: Measure Level (dB μ V/m) = Reading Level (dB μ V) + Factor (dB/m).

Note 3: Factor (dB/m) = Cable Loss (dB) + Antenna Factor (dB/m) - Pre_Amplifier Gain (dB).

Site: SIP-AC3	Test Date: 2022-12-31
Limit: FCC_5G_RE(3m)	Engineer: Wayne Wang
Probe: HF907_102861_1-18GHz	Polarity: Vertical
EUT: Dual-band Wi-Fi 6 Wireless AP	Power: AC 120V/60Hz
Test Mode: Transmit by 802.11ac-VHT160 at 5570MHz	



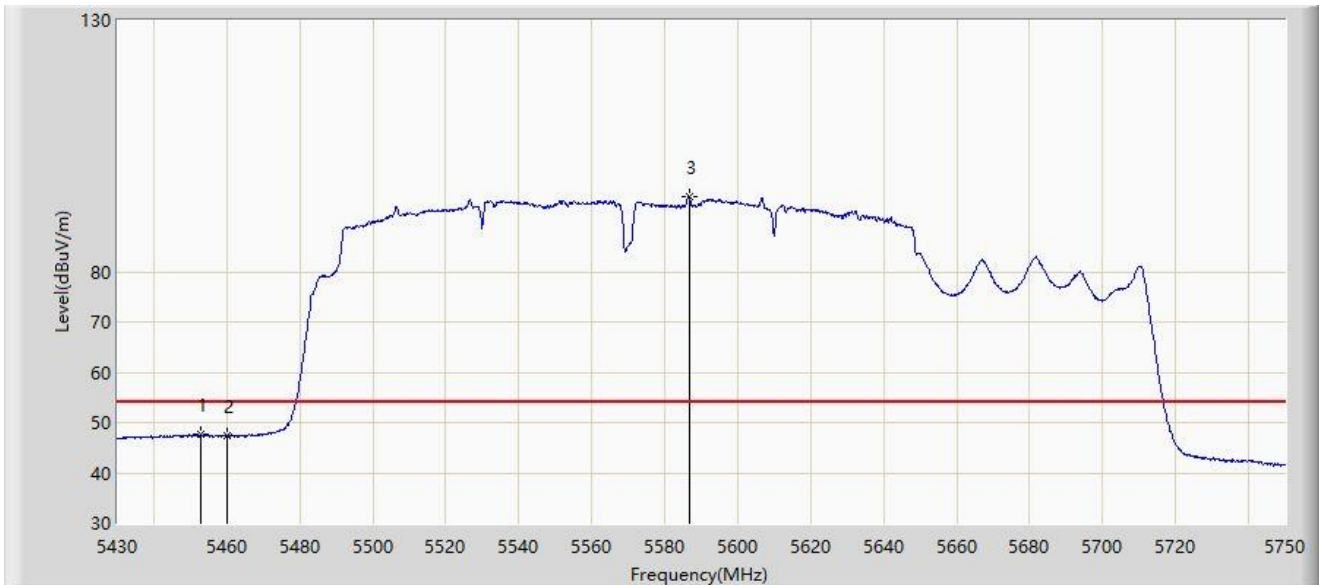
No	Mark	Frequency (MHz)	Measure Level (dBμV/m)	Reading Level (dBμV)	Margin (dB)	Limit (dBμV/m)	Factor (dB/m)	Type
1		5453.840	64.951	69.040	-9.049	74.000	-4.090	PK
2		5460.000	62.489	66.164	-5.711	68.200	-3.675	PK
3	*	5462.640	66.943	70.437	-1.257	68.200	-3.493	PK
4		5470.000	58.041	59.973	-10.159	68.200	-1.932	PK
5		5562.320	105.490	67.772	N/A	N/A	37.718	PK
6		5725.000	58.384	59.979	-9.816	68.200	-1.596	PK

Note 1: " * ", means this data is the worst emission level.

Note 2: Measure Level (dBμV/m) = Reading Level (dBμV) + Factor (dB/m).

Note 3: Factor (dB/m) = Cable Loss (dB) + Antenna Factor (dB/m) - Pre_Amplifier Gain (dB).

Site: SIP-AC3	Test Date: 2022-12-31
Limit: FCC_5G_RE(3m)	Engineer: Wayne Wang
Probe: HF907_102861_1-18GHz	Polarity: Vertical
EUT: Dual-band Wi-Fi 6 Wireless AP	Power: AC 120V/60Hz
Test Mode: Transmit by 802.11ac-VHT160 at 5570MHz	



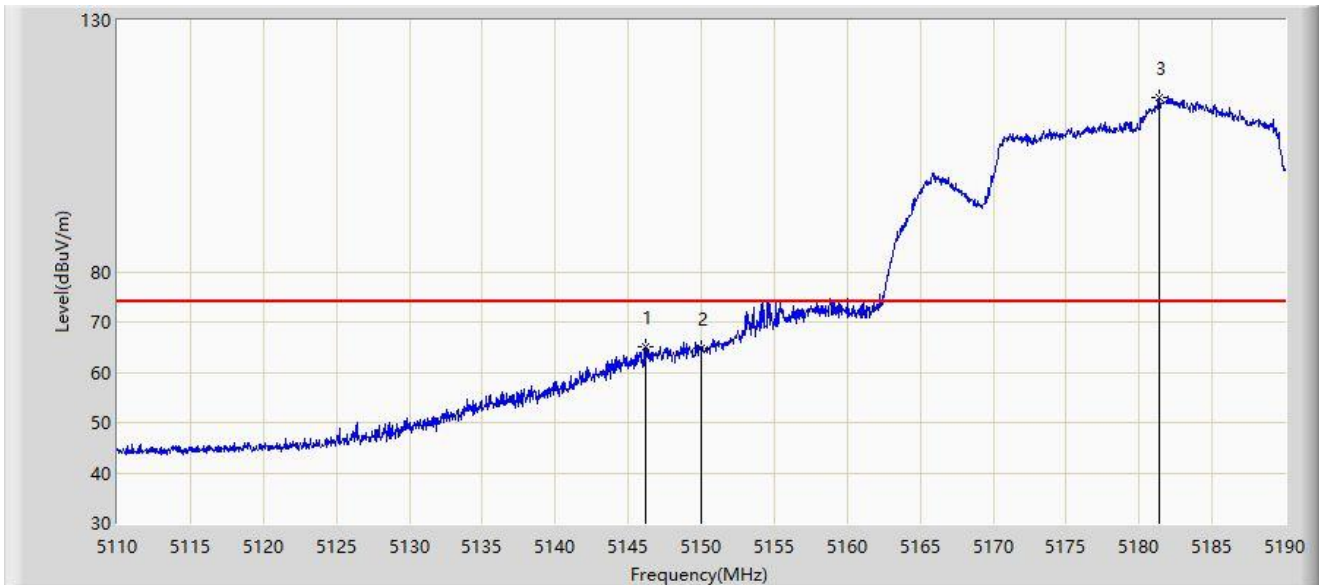
No	Mark	Frequency (MHz)	Measure Level (dB μ V/m)	Reading Level (dB μ V)	Margin (dB)	Limit (dB μ V/m)	Factor (dB/m)	Type
1	*	5452.880	47.631	51.765	-6.369	54.000	-4.134	AV
2		5460.000	47.334	51.009	-6.666	54.000	-3.675	AV
3		5586.640	94.983	54.266	N/A	N/A	40.717	AV

Note 1: " * ", means this data is the worst emission level.

Note 2: Measure Level (dB μ V/m) = Reading Level (dB μ V) + Factor (dB/m).

Note 3: Factor (dB/m) = Cable Loss (dB) + Antenna Factor (dB/m) - Pre_Amplifier Gain (dB).

Site: SIP-AC3	Test Date: 2022-12-21
Limit: FCC_5G_RE(3m)	Engineer: Wayne Wang
Probe: HF907_102861_1-18GHz	Polarity: Horizontal
EUT: Dual-band Wi-Fi 6 Wireless AP	Power: AC 120V/60Hz
Test Mode: Transmit by 802.11ax-HE20 at 5180MHz	



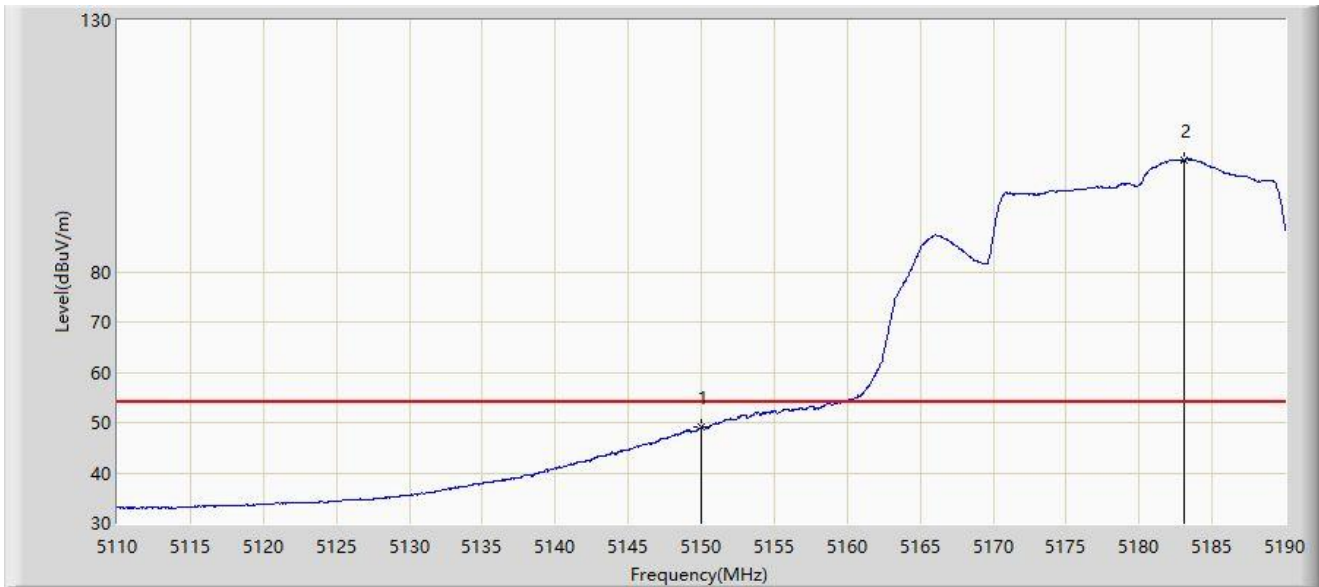
No	Mark	Frequency (MHz)	Measure Level (dB μ V/m)	Reading Level (dB μ V)	Margin (dB)	Limit (dB μ V/m)	Factor (dB/m)	Type
1	*	5146.200	65.095	68.802	-8.905	74.000	-3.707	PK
2		5150.000	64.687	67.712	-9.313	74.000	-3.026	PK
3		5181.360	114.716	73.797	N/A	N/A	40.919	PK

Note 1: " * ", means this data is the worst emission level.

Note 2: Measure Level (dB μ V/m) = Reading Level (dB μ V) + Factor (dB/m).

Note 3: Factor (dB/m) = Cable Loss (dB) + Antenna Factor (dB/m) - Pre_Amplifier Gain (dB).

Site: SIP-AC3	Test Date: 2022-12-21
Limit: FCC_5G_RE(3m)	Engineer: Wayne Wang
Probe: HF907_102861_1-18GHz	Polarity: Horizontal
EUT: Dual-band Wi-Fi 6 Wireless AP	Power: AC 120V/60Hz
Test Mode: Transmit by 802.11ax-HE20 at 5180MHz	



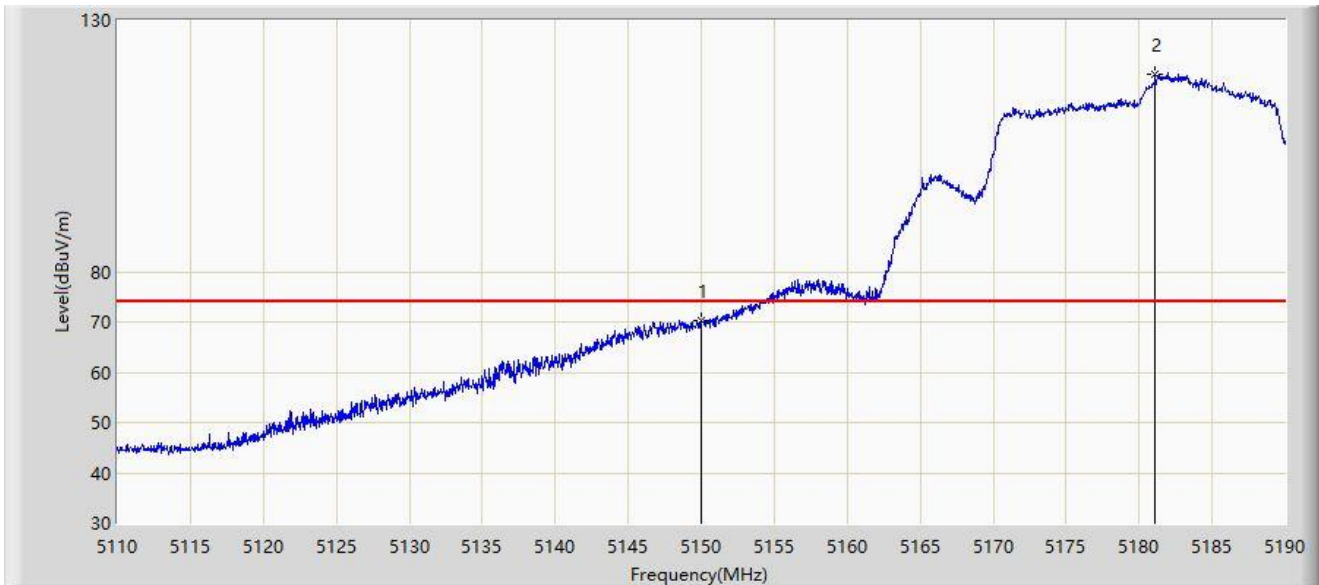
No	Mark	Frequency (MHz)	Measure Level (dB μ V/m)	Reading Level (dB μ V)	Margin (dB)	Limit (dB μ V/m)	Factor (dB/m)	Type
1	*	5150.000	49.015	52.040	-4.985	54.000	-3.026	AV
2		5183.080	102.227	64.609	N/A	N/A	37.618	AV

Note 1: " * ", means this data is the worst emission level.

Note 2: Measure Level (dB μ V/m) = Reading Level (dB μ V) + Factor (dB/m).

Note 3: Factor (dB/m) = Cable Loss (dB) + Antenna Factor (dB/m) - Pre_Amplifier Gain (dB).

Site: SIP-AC3	Test Date: 2022-12-21
Limit: FCC_5G_RE(3m)	Engineer: Wayne Wang
Probe: HF907_102861_1-18GHz	Polarity: Vertical
EUT: Dual-band Wi-Fi 6 Wireless AP	Power: AC 120V/60Hz
Test Mode: Transmit by 802.11ax-HE20 at 5180MHz	



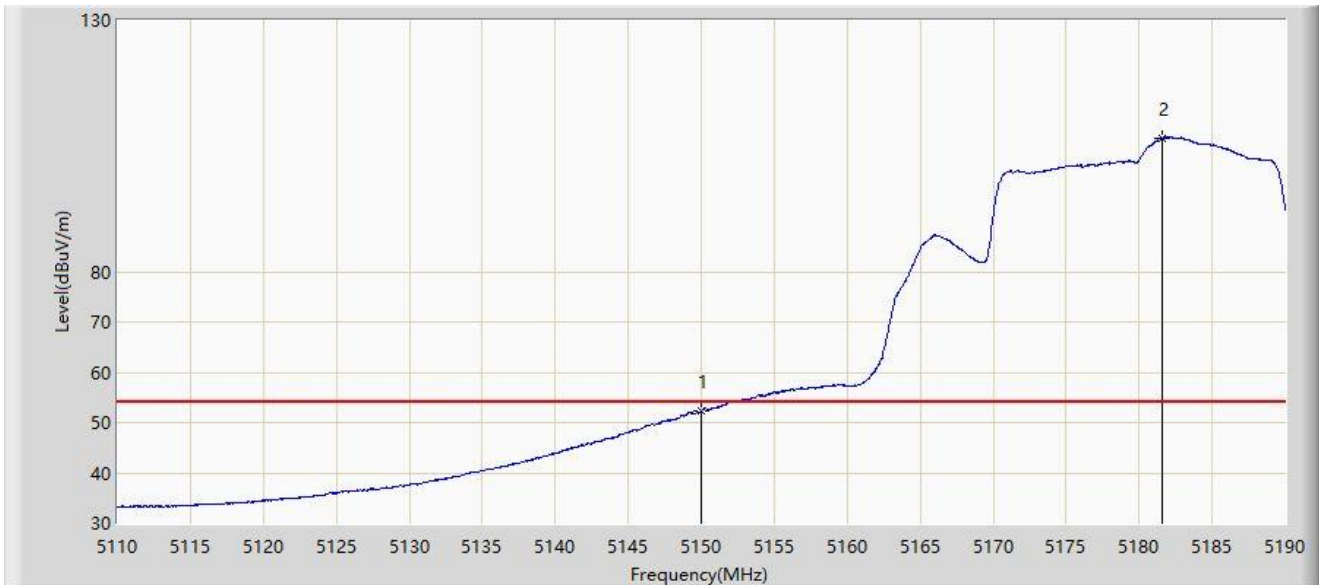
No	Mark	Frequency (MHz)	Measure Level (dB μ V/m)	Reading Level (dB μ V)	Margin (dB)	Limit (dB μ V/m)	Factor (dB/m)	Type
1	*	5150.000	70.243	73.268	-3.757	74.000	-3.026	PK
2		5181.120	119.404	78.269	N/A	N/A	41.135	PK

Note 1: " * ", means this data is the worst emission level.

Note 2: Measure Level (dB μ V/m) = Reading Level (dB μ V) + Factor (dB/m).

Note 3: Factor (dB/m) = Cable Loss (dB) + Antenna Factor (dB/m) - Pre_Amplifier Gain (dB).

Site: SIP-AC3	Test Date: 2022-12-21
Limit: FCC_5G_RE(3m)	Engineer: Wayne Wang
Probe: HF907_102861_1-18GHz	Polarity: Vertical
EUT: Dual-band Wi-Fi 6 Wireless AP	Power: AC 120V/60Hz
Test Mode: Transmit by 802.11ax-HE20 at 5180MHz	



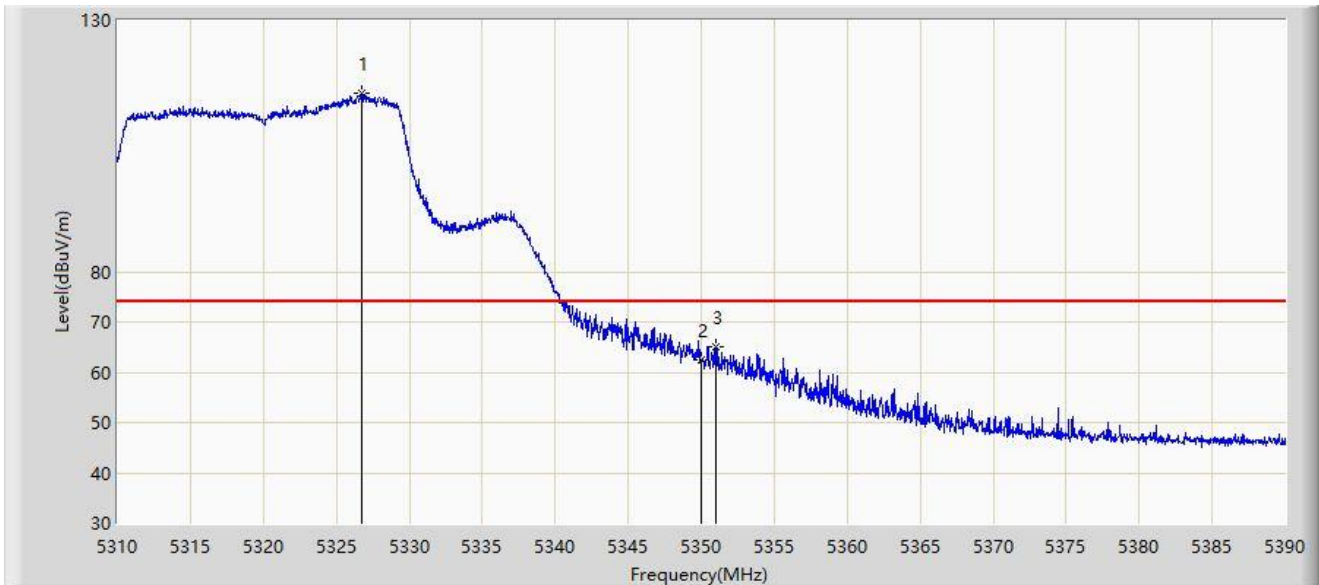
No	Mark	Frequency (MHz)	Measure Level (dB μ V/m)	Reading Level (dB μ V)	Margin (dB)	Limit (dB μ V/m)	Factor (dB/m)	Type
1	*	5150.000	52.189	55.214	-1.811	54.000	-3.026	AV
2		5181.600	106.610	66.117	N/A	N/A	40.493	AV

Note 1: " * ", means this data is the worst emission level.

Note 2: Measure Level (dB μ V/m) = Reading Level (dB μ V) + Factor (dB/m).

Note 3: Factor (dB/m) = Cable Loss (dB) + Antenna Factor (dB/m) - Pre_Amplifier Gain (dB).

Site: SIP-AC3	Test Date: 2022-12-31
Limit: FCC_5G_RE(3m)	Engineer: Wayne Wang
Probe: HF907_102861_1-18GHz	Polarity: Horizontal
EUT: Dual-band Wi-Fi 6 Wireless AP	Power: AC 120V/60Hz
Test Mode: Transmit by 802.11ax-HE20 at 5320MHz	



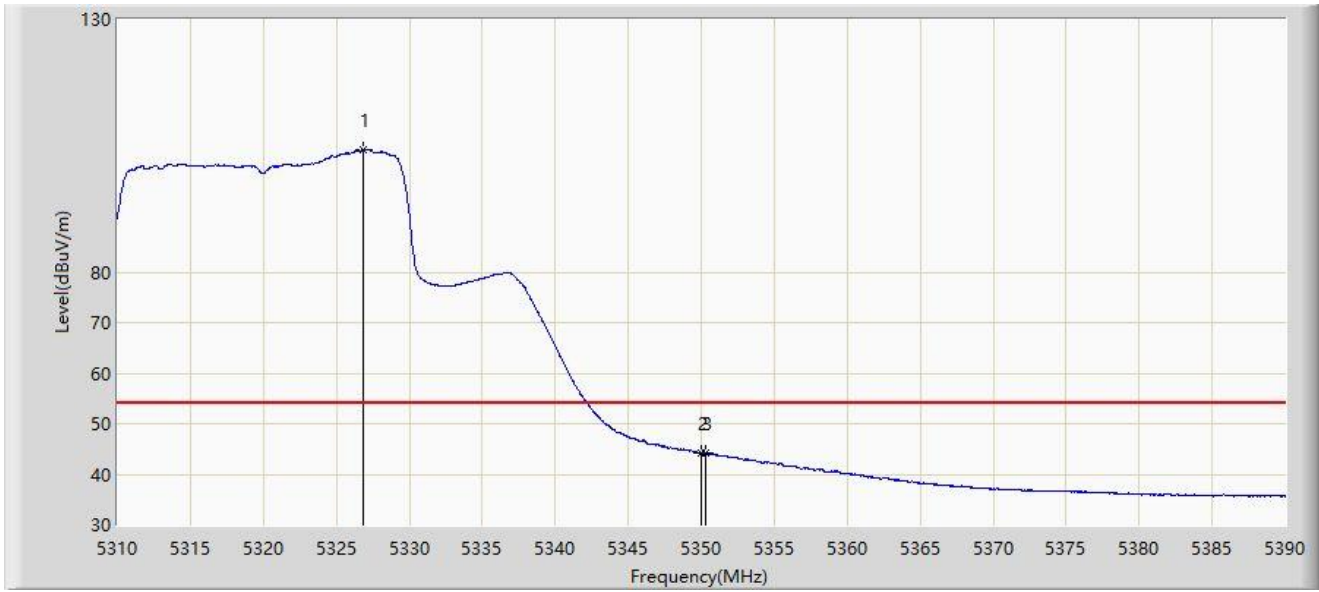
No	Mark	Frequency (MHz)	Measure Level (dB μ V/m)	Reading Level (dB μ V)	Margin (dB)	Limit (dB μ V/m)	Factor (dB/m)	Type
1		5326.720	115.601	76.796	N/A	N/A	38.805	PK
2		5350.000	62.464	63.914	-11.536	74.000	-1.451	PK
3	*	5351.040	64.973	66.953	-9.027	74.000	-1.980	PK

Note 1: " * ", means this data is the worst emission level.

Note 2: Measure Level (dB μ V/m) = Reading Level (dB μ V) + Factor (dB/m).

Note 3: Factor (dB/m) = Cable Loss (dB) + Antenna Factor (dB/m) - Pre_Amplifier Gain (dB).

Site: SIP-AC3	Test Date: 2022-12-31
Limit: FCC_5G_RE(3m)	Engineer: Wayne Wang
Probe: HF907_102861_1-18GHz	Polarity: Horizontal
EUT: Dual-band Wi-Fi 6 Wireless AP	Power: AC 120V/60Hz
Test Mode: Transmit by 802.11ax-HE20 at 5320MHz	



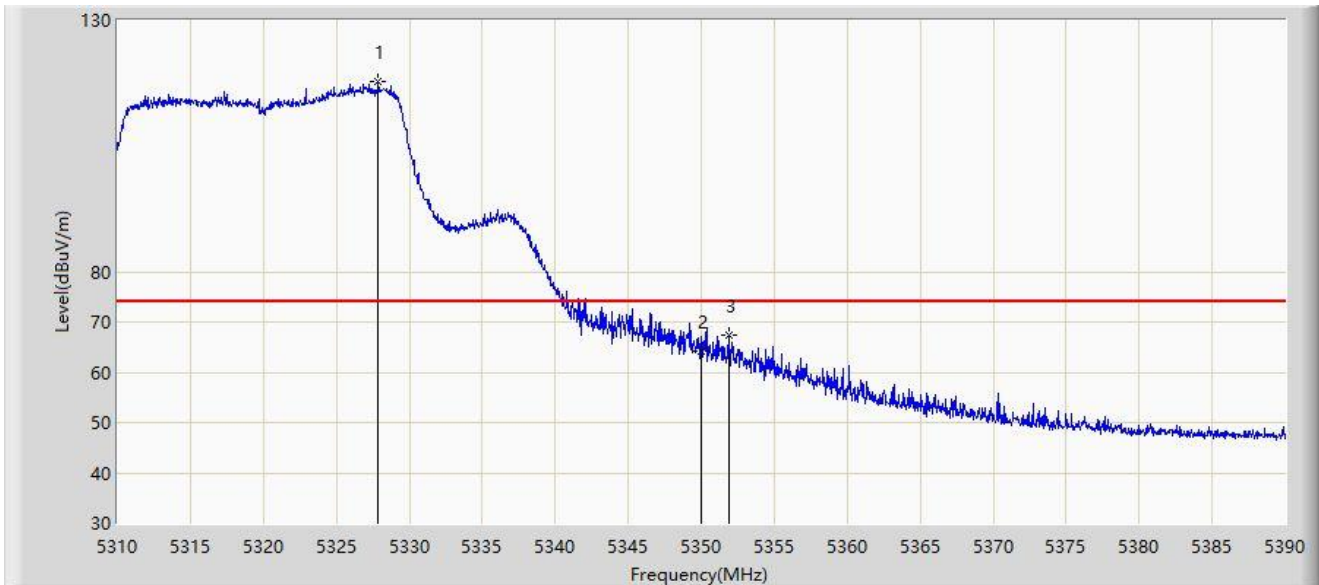
No	Mark	Frequency (MHz)	Measure Level (dB μ V/m)	Reading Level (dB μ V)	Margin (dB)	Limit (dB μ V/m)	Factor (dB/m)	Type
1		5326.880	104.130	65.237	N/A	N/A	38.893	AV
2		5350.000	44.143	45.593	-9.857	54.000	-1.451	AV
3	*	5350.280	44.156	45.756	-9.844	54.000	-1.600	AV

Note 1: " * ", means this data is the worst emission level.

Note 2: Measure Level (dB μ V/m) = Reading Level (dB μ V) + Factor (dB/m).

Note 3: Factor (dB/m) = Cable Loss (dB) + Antenna Factor (dB/m) - Pre_Amplifier Gain (dB).

Site: SIP-AC3	Test Date: 2022-12-31
Limit: FCC_5G_RE(3m)	Engineer: Wayne Wang
Probe: HF907_102861_1-18GHz	Polarity: Vertical
EUT: Dual-band Wi-Fi 6 Wireless AP	Power: AC 120V/60Hz
Test Mode: Transmit by 802.11ax-HE20 at 5320MHz	



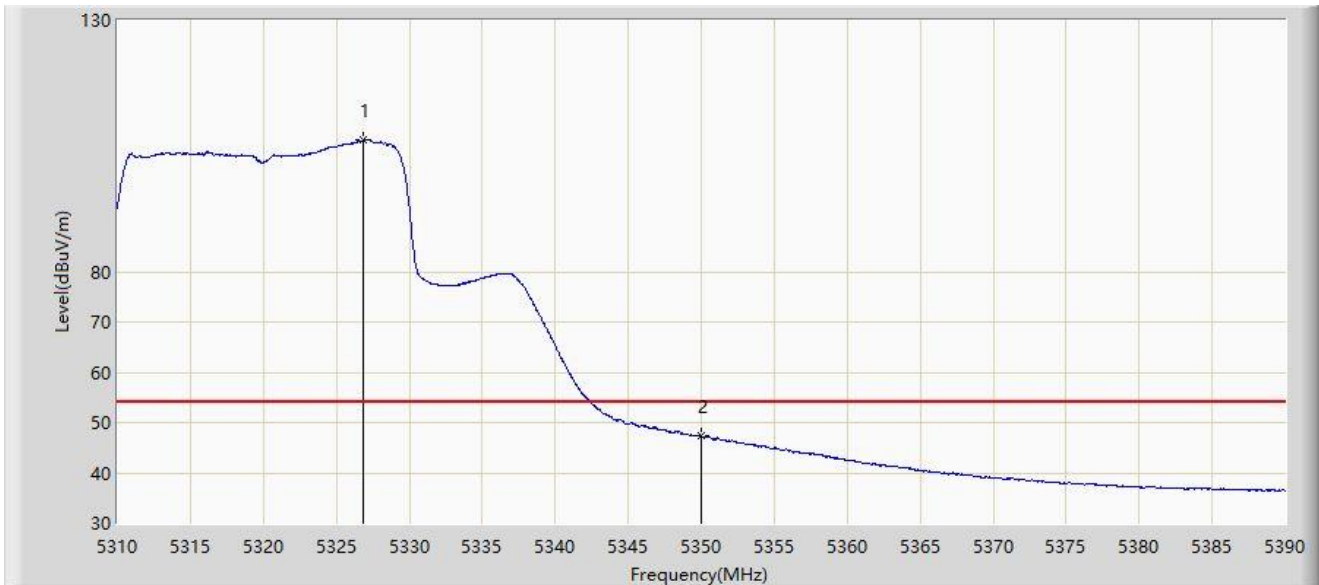
No	Mark	Frequency (MHz)	Measure Level (dB μ V/m)	Reading Level (dB μ V)	Margin (dB)	Limit (dB μ V/m)	Factor (dB/m)	Type
1		5327.880	117.747	77.942	N/A	N/A	39.806	PK
2		5350.000	64.299	65.749	-9.701	74.000	-1.451	PK
3	*	5351.920	67.320	69.633	-6.680	74.000	-2.313	PK

Note 1: " * ", means this data is the worst emission level.

Note 2: Measure Level (dB μ V/m) = Reading Level (dB μ V) + Factor (dB/m).

Note 3: Factor (dB/m) = Cable Loss (dB) + Antenna Factor (dB/m) - Pre_Amplifier Gain (dB).

Site: SIP-AC3	Test Date: 2022-12-31
Limit: FCC_5G_RE(3m)	Engineer: Wayne Wang
Probe: HF907_102861_1-18GHz	Polarity: Vertical
EUT: Dual-band Wi-Fi 6 Wireless AP	Power: AC 120V/60Hz
Test Mode: Transmit by 802.11ax-HE20 at 5320MHz	



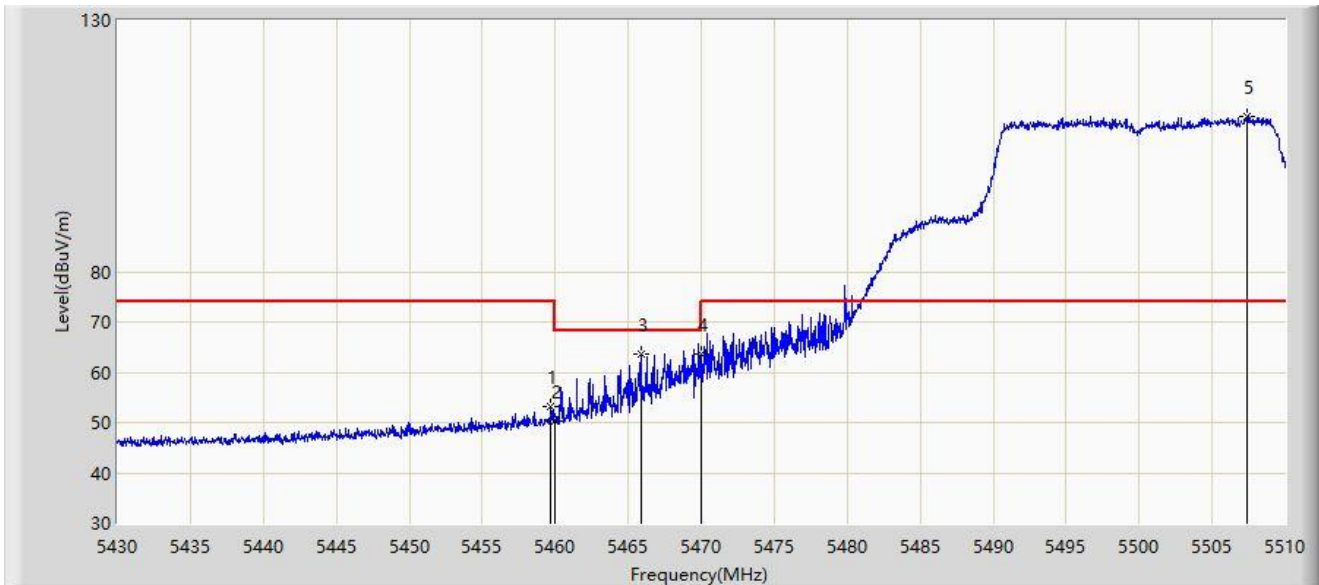
No	Mark	Frequency (MHz)	Measure Level (dB μ V/m)	Reading Level (dB μ V)	Margin (dB)	Limit (dB μ V/m)	Factor (dB/m)	Type
1		5326.840	106.251	67.380	N/A	N/A	38.871	AV
2	*	5350.000	47.334	48.784	-6.666	54.000	-1.451	AV

Note 1: " * ", means this data is the worst emission level.

Note 2: Measure Level (dB μ V/m) = Reading Level (dB μ V) + Factor (dB/m).

Note 3: Factor (dB/m) = Cable Loss (dB) + Antenna Factor (dB/m) - Pre_Amplifier Gain (dB).

Site: SIP-AC3	Test Date: 2022-12-31
Limit: FCC_5G_RE(3m)	Engineer: Wayne Wang
Probe: HF907_102861_1-18GHz	Polarity: Horizontal
EUT: Dual-band Wi-Fi 6 Wireless AP	Power: AC 120V/60Hz
Test Mode: Transmit by 802.11ax-HE20 at 5500MHz	



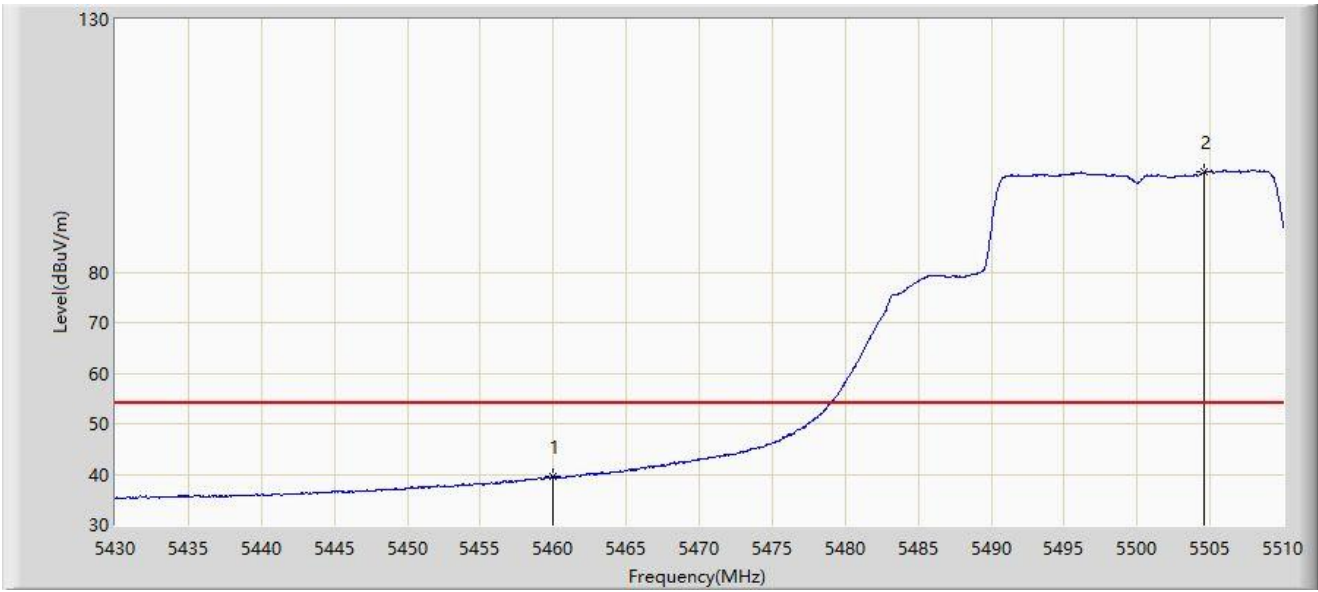
No	Mark	Frequency (MHz)	Measure Level (dB μ V/m)	Reading Level (dB μ V)	Margin (dB)	Limit (dB μ V/m)	Factor (dB/m)	Type
1		5459.680	53.322	57.042	-20.678	74.000	-3.720	PK
2		5460.000	50.301	53.976	-17.899	68.200	-3.675	PK
3	*	5465.840	63.759	66.813	-4.441	68.200	-3.053	PK
4		5470.000	63.526	65.458	-4.674	68.200	-1.932	PK
5		5507.360	110.935	70.664	N/A	N/A	40.271	PK

Note 1: " * ", means this data is the worst emission level.

Note 2: Measure Level (dB μ V/m) = Reading Level (dB μ V) + Factor (dB/m).

Note 3: Factor (dB/m) = Cable Loss (dB) + Antenna Factor (dB/m) - Pre_Amplifier Gain (dB).

Site: SIP-AC3	Test Date: 2022-12-31
Limit: FCC_5G_RE(3m)	Engineer: Wayne Wang
Probe: HF907_102861_1-18GHz	Polarity: Horizontal
EUT: Dual-band Wi-Fi 6 Wireless AP	Power: AC 120V/60Hz
Test Mode: Transmit by 802.11ax-HE20 at 5500MHz	



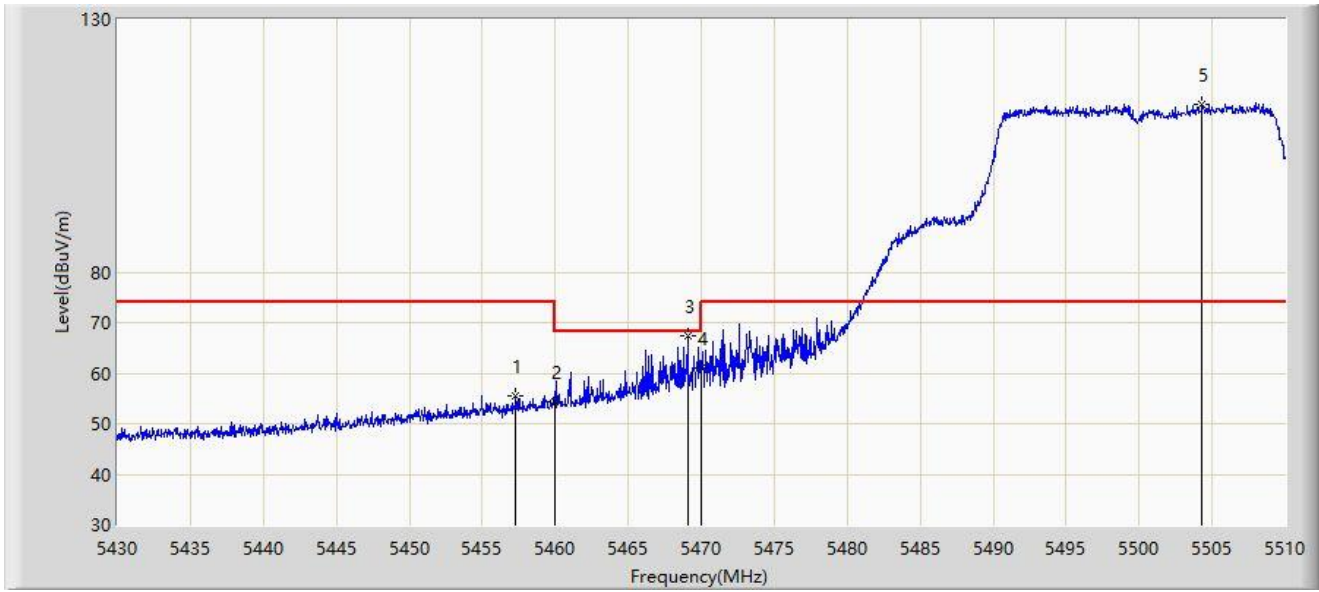
No	Mark	Frequency (MHz)	Measure Level (dBμV/m)	Reading Level (dBμV)	Margin (dB)	Limit (dBμV/m)	Factor (dB/m)	Type
1	*	5460.000	39.525	43.200	-14.475	54.000	-3.675	AV
2		5504.560	99.721	56.013	N/A	N/A	43.708	AV

Note 1: " * ", means this data is the worst emission level.

Note 2: Measure Level (dBμV/m) = Reading Level (dBμV) + Factor (dB/m).

Note 3: Factor (dB/m) = Cable Loss (dB) + Antenna Factor (dB/m) - Pre_Amplifier Gain (dB).

Site: SIP-AC3	Test Date: 2022-12-31
Limit: FCC_5G_RE(3m)	Engineer: Wayne Wang
Probe: HF907_102861_1-18GHz	Polarity: Vertical
EUT: Dual-band Wi-Fi 6 Wireless AP	Power: AC 120V/60Hz
Test Mode: Transmit by 802.11ax-HE20 at 5500MHz	



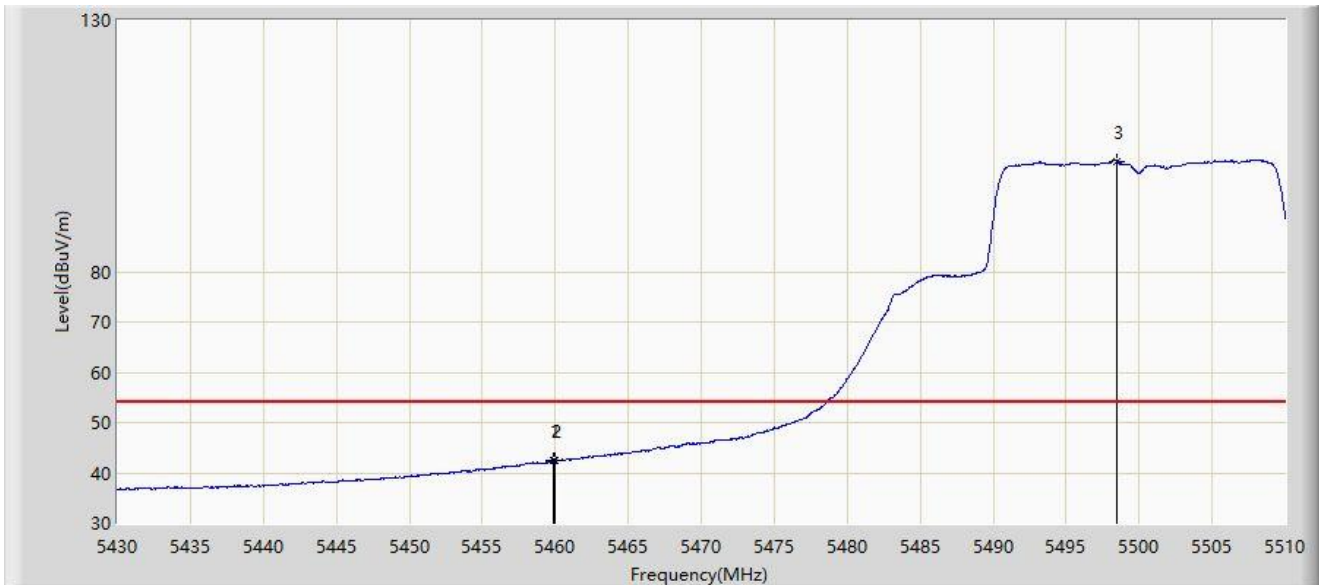
No	Mark	Frequency (MHz)	Measure Level (dBμV/m)	Reading Level (dBμV)	Margin (dB)	Limit (dBμV/m)	Factor (dB/m)	Type
1		5457.280	55.371	59.272	-18.629	74.000	-3.901	PK
2		5460.000	54.370	58.045	-13.830	68.200	-3.675	PK
3	*	5469.080	67.402	69.618	-0.798	68.200	-2.216	PK
4		5470.000	61.039	62.971	-7.161	68.200	-1.932	PK
5		5504.320	113.078	69.482	N/A	N/A	43.597	PK

Note 1: " * ", means this data is the worst emission level.

Note 2: Measure Level (dBμV/m) = Reading Level (dBμV) + Factor (dB/m).

Note 3: Factor (dB/m) = Cable Loss (dB) + Antenna Factor (dB/m) - Pre_Amplifier Gain (dB).

Site: SIP-AC3	Test Date: 2022-12-31
Limit: FCC_5G_RE(3m)	Engineer: Wayne Wang
Probe: HF907_102861_1-18GHz	Polarity: Vertical
EUT: Dual-band Wi-Fi 6 Wireless AP	Power: AC 120V/60Hz
Test Mode: Transmit by 802.11ax-HE20 at 5500MHz	



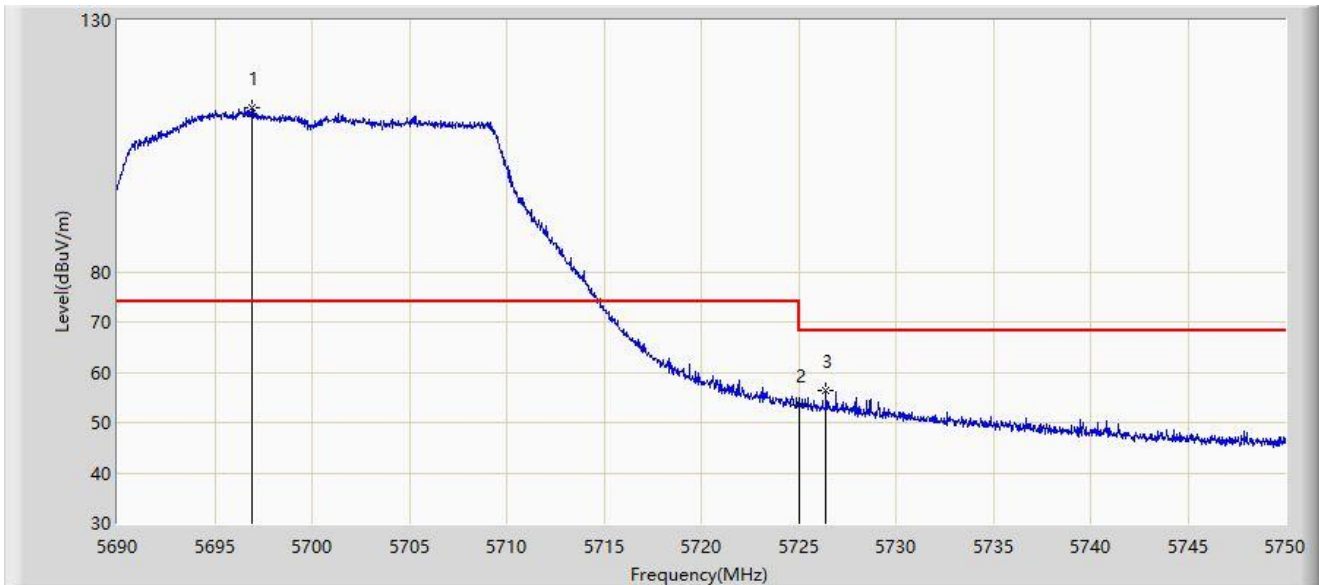
No	Mark	Frequency (MHz)	Measure Level (dB μ V/m)	Reading Level (dB μ V)	Margin (dB)	Limit (dB μ V/m)	Factor (dB/m)	Type
1	*	5459.920	42.470	46.156	-11.530	54.000	-3.686	AV
2		5460.000	42.361	46.036	-11.639	54.000	-3.675	AV
3		5498.520	101.982	64.648	N/A	N/A	37.334	AV

Note 1: " * ", means this data is the worst emission level.

Note 2: Measure Level (dB μ V/m) = Reading Level (dB μ V) + Factor (dB/m).

Note 3: Factor (dB/m) = Cable Loss (dB) + Antenna Factor (dB/m) - Pre_Amplifier Gain (dB).

Site: SIP-AC3	Test Date: 2022-12-31
Limit: FCC_5G_RE(3m)	Engineer: Wayne Wang
Probe: HF907_102861_1-18GHz	Polarity: Horizontal
EUT: Dual-band Wi-Fi 6 Wireless AP	Power: AC 120V/60Hz
Test Mode: Transmit by 802.11ax-HE20 at 5700MHz	



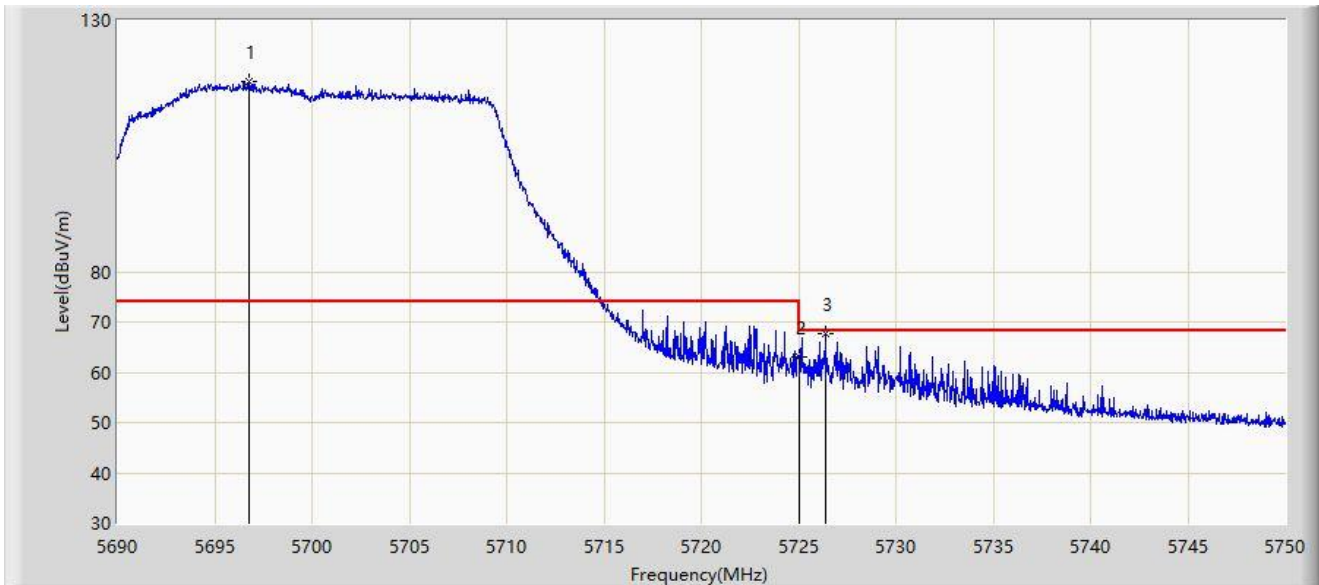
No	Mark	Frequency (MHz)	Measure Level (dB μ V/m)	Reading Level (dB μ V)	Margin (dB)	Limit (dB μ V/m)	Factor (dB/m)	Type
1		5696.930	112.470	75.052	N/A	N/A	37.417	PK
2		5725.000	53.438	55.033	-14.762	68.200	-1.596	PK
3	*	5726.420	56.493	58.784	-11.707	68.200	-2.291	PK

Note 1: " * ", means this data is the worst emission level.

Note 2: Measure Level (dB μ V/m) = Reading Level (dB μ V) + Factor (dB/m).

Note 3: Factor (dB/m) = Cable Loss (dB) + Antenna Factor (dB/m) - Pre_Amplifier Gain (dB).

Site: SIP-AC3	Test Date: 2022-12-31
Limit: FCC_5G_RE(3m)	Engineer: Wayne Wang
Probe: HF907_102861_1-18GHz	Polarity: Vertical
EUT: Dual-band Wi-Fi 6 Wireless AP	Power: AC 120V/60Hz
Test Mode: Transmit by 802.11ax-HE20 at 5700MHz	



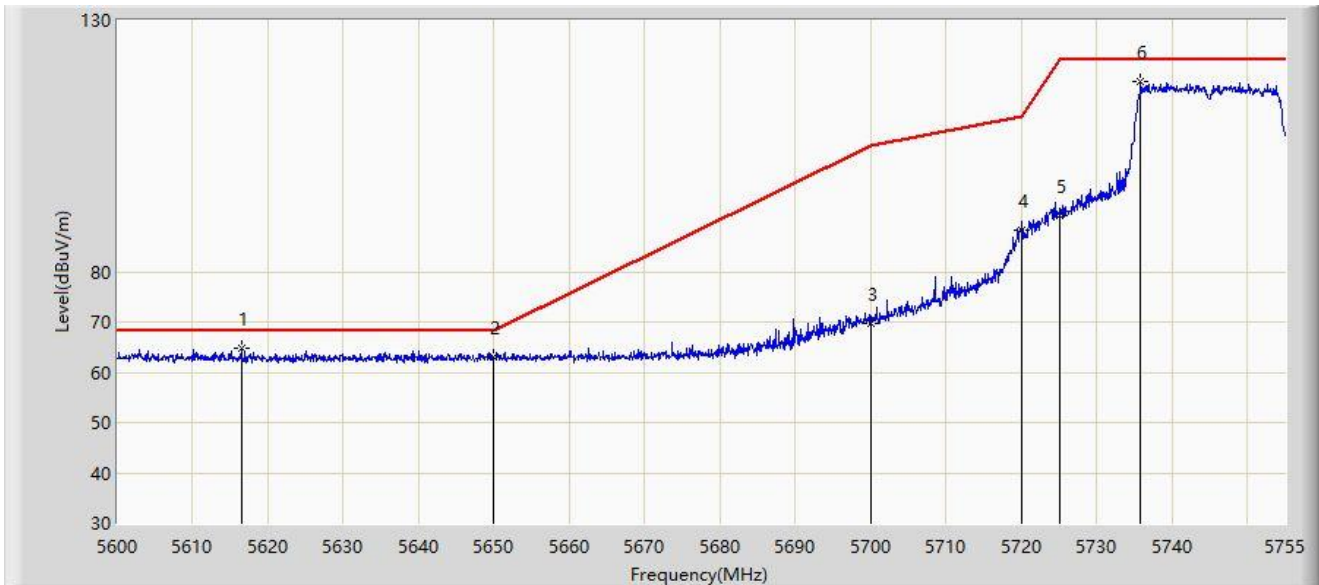
No	Mark	Frequency (MHz)	Measure Level (dBμV/m)	Reading Level (dBμV)	Margin (dB)	Limit (dBμV/m)	Factor (dB/m)	Type
1		5696.750	117.835	80.167	N/A	N/A	37.668	PK
2		5725.000	63.059	64.654	-5.141	68.200	-1.596	PK
3	*	5726.390	67.599	69.877	-0.601	68.200	-2.279	PK

Note 1: " * ", means this data is the worst emission level.

Note 2: Measure Level (dBμV/m) = Reading Level (dBμV) + Factor (dB/m).

Note 3: Factor (dB/m) = Cable Loss (dB) + Antenna Factor (dB/m) - Pre_Amplifier Gain (dB).

Site: SIP-AC1	Time: 2023/01/03 - 14:53
Limit: FCC_5.8G_RE(3m)	Engineer: Wayne Wang
Probe: HF907_102862_1-18GHz	Polarity: Horizontal
EUT: Dual-band Wi-Fi 6 Wireless AP	Power: AC 120V/60Hz
Test Mode: Transmit by 802.11ax-HE20 at 5745MHz	



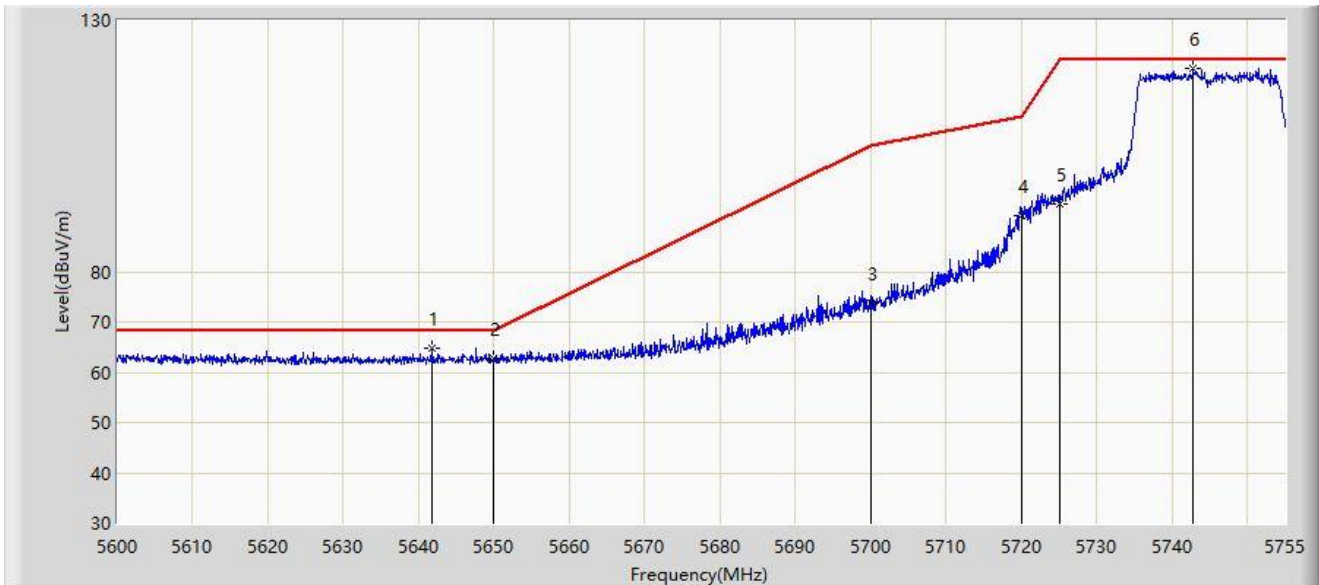
No	Mark	Frequency (MHz)	Measure Level (dB μ V/m)	Reading Level (dB μ V)	Margin (dB)	Limit (dB μ V/m)	Factor (dB/m)	Type
1	*	5616.430	64.855	74.484	-3.345	68.200	-9.629	PK
2		5650.000	63.022	72.399	-5.178	68.200	-9.377	PK
3		5700.000	69.626	79.341	-35.574	105.200	-9.715	PK
4		5720.000	88.270	97.979	-22.530	110.800	-9.709	PK
5		5725.000	91.052	100.734	-31.148	122.200	-9.682	PK
6		5735.857	117.795	127.213	N/A	N/A	-9.418	PK

Note 1: " * ", means this data is the worst emission level.

Note 2: Measure Level (dB μ V/m) = Reading Level (dB μ V) + Factor (dB/m).

Note 3: Factor (dB/m) = Cable Loss (dB) + Antenna Factor (dB/m) - Pre_Amplifier Gain (dB).

Site: SIP-AC1	Time: 2023/01/03 - 14:56
Limit: FCC_5.8G_RE(3m)	Engineer: Wayne Wang
Probe: HF907_102862_1-18GHz	Polarity: Vertical
EUT: Dual-band Wi-Fi 6 Wireless AP	Power: AC 120V/60Hz
Test Mode: Transmit by 802.11ax-HE20 at 5745MHz	



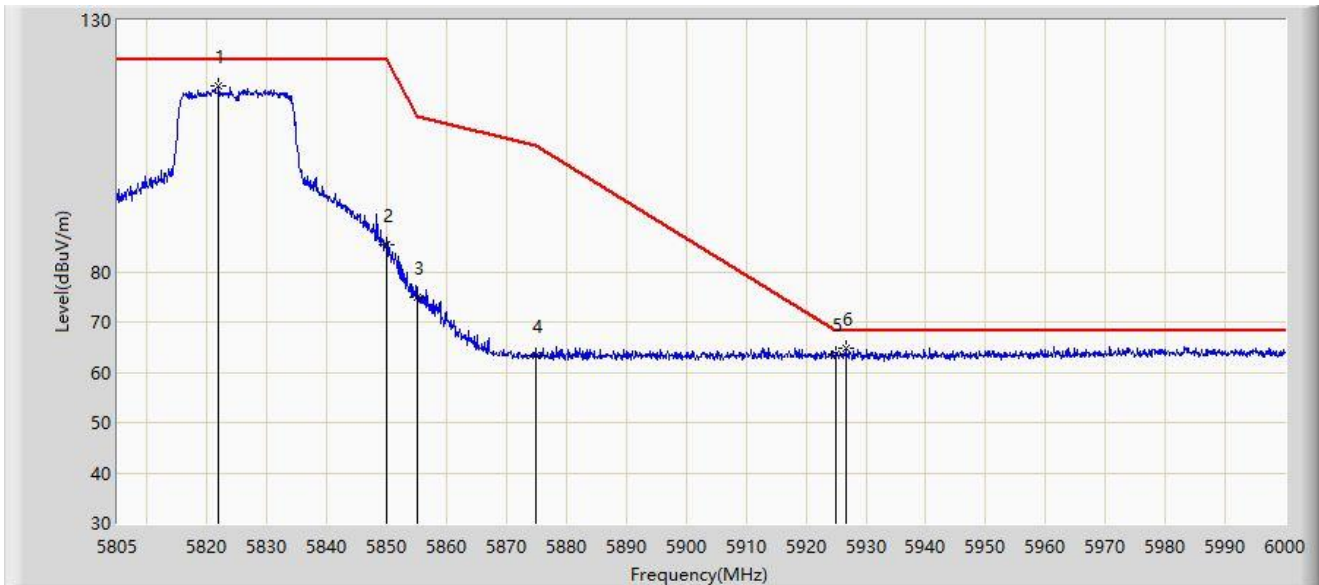
No	Mark	Frequency (MHz)	Measure Level (dB μ V/m)	Reading Level (dB μ V)	Margin (dB)	Limit (dB μ V/m)	Factor (dB/m)	Type
1	*	5641.850	64.734	74.258	-3.466	68.200	-9.523	PK
2		5650.000	62.707	72.084	-5.493	68.200	-9.377	PK
3		5700.000	73.816	83.531	-31.384	105.200	-9.715	PK
4		5720.000	91.286	100.995	-19.514	110.800	-9.709	PK
5		5725.000	93.588	103.270	-28.612	122.200	-9.682	PK
6		5742.755	120.324	129.562	N/A	N/A	-9.238	PK

Note 1: " * ", means this data is the worst emission level.

Note 2: Measure Level (dB μ V/m) = Reading Level (dB μ V) + Factor (dB/m).

Note 3: Factor (dB/m) = Cable Loss (dB) + Antenna Factor (dB/m) - Pre_Amplifier Gain (dB).

Site: SIP-AC1	Time: 2023/01/03 - 14:59
Limit: FCC_5.8G_RE(3m)	Engineer: Wayne Wang
Probe: HF907_102862_1-18GHz	Polarity: Horizontal
EUT: Dual-band Wi-Fi 6 Wireless AP	Power: AC 120V/60Hz
Test Mode: Transmit by 802.11ax-HE20 at 5825MHz	



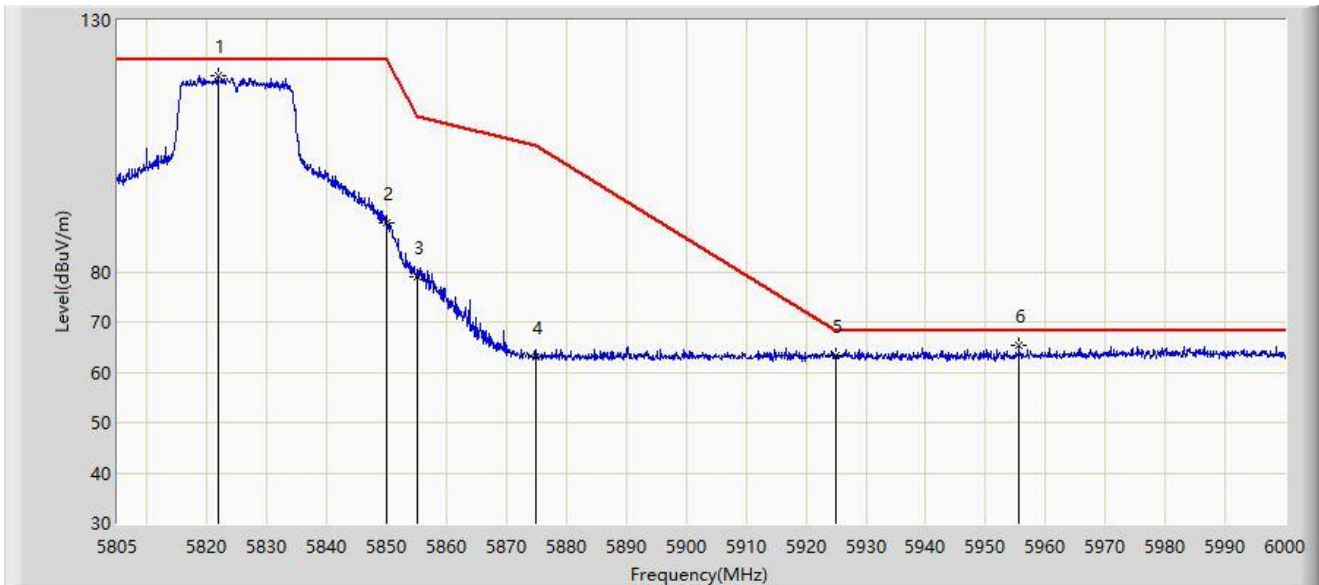
No	Mark	Frequency (MHz)	Measure Level (dBμV/m)	Reading Level (dBμV)	Margin (dB)	Limit (dBμV/m)	Factor (dB/m)	Type
1		5821.965	116.917	126.092	N/A	N/A	-9.175	PK
2		5850.000	85.387	94.284	-36.813	122.200	-8.896	PK
3		5855.000	74.961	83.906	-35.839	110.800	-8.946	PK
4		5875.000	63.373	72.451	-41.827	105.200	-9.078	PK
5		5925.000	63.685	72.699	-4.515	68.200	-9.014	PK
6	*	5926.777	64.736	73.754	-3.464	68.200	-9.019	PK

Note 1: " * ", means this data is the worst emission level.

Note 2: Measure Level (dBμV/m) = Reading Level (dBμV) + Factor (dB/m).

Note 3: Factor (dB/m) = Cable Loss (dB) + Antenna Factor (dB/m) - Pre_Amplifier Gain (dB).

Site: SIP-AC1	Time: 2023/01/03 - 15:02
Limit: FCC_5.8G_RE(3m)	Engineer: Wayne Wang
Probe: HF907_102862_1-18GHz	Polarity: Vertical
EUT: Dual-band Wi-Fi 6 Wireless AP	Power: AC 120V/60Hz
Test Mode: Transmit by 802.11ax-HE20 at 5825MHz	



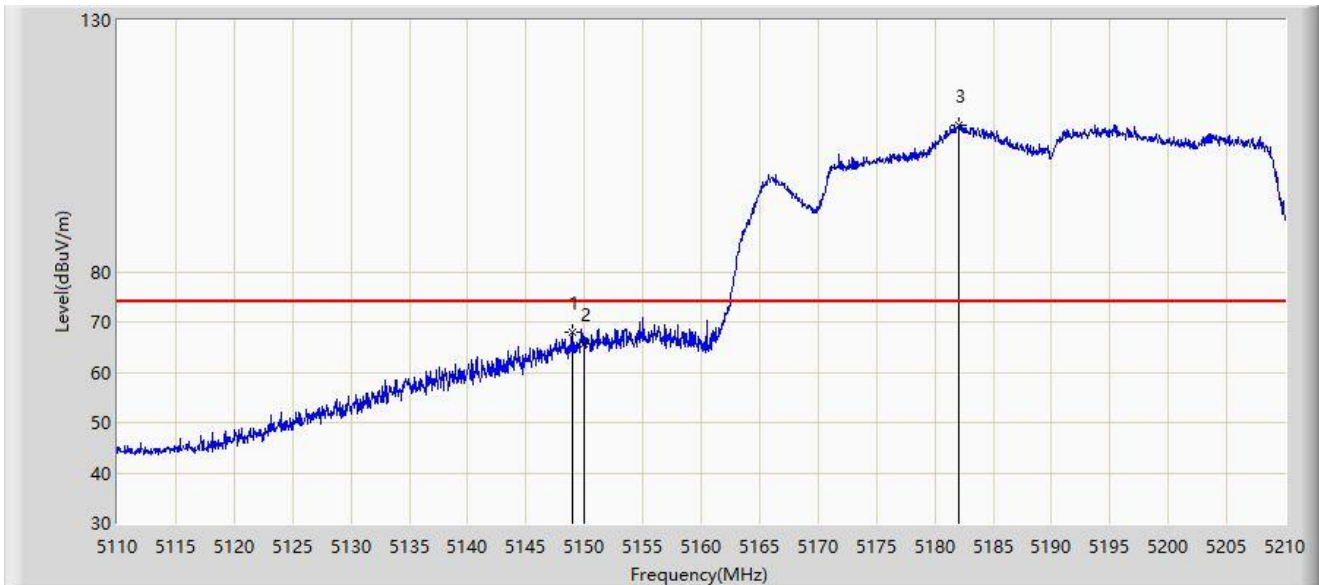
No	Mark	Frequency (MHz)	Measure Level (dB μ V/m)	Reading Level (dB μ V)	Margin (dB)	Limit (dB μ V/m)	Factor (dB/m)	Type
1		5821.770	119.114	128.292	N/A	N/A	-9.177	PK
2		5850.000	89.737	98.634	-32.463	122.200	-8.896	PK
3		5855.000	79.002	87.947	-31.798	110.800	-8.946	PK
4		5875.000	63.101	72.179	-42.099	105.200	-9.078	PK
5		5925.000	63.294	72.308	-4.906	68.200	-9.014	PK
6	*	5955.540	65.231	74.053	-2.969	68.200	-8.821	PK

Note 1: " * ", means this data is the worst emission level.

Note 2: Measure Level (dB μ V/m) = Reading Level (dB μ V) + Factor (dB/m).

Note 3: Factor (dB/m) = Cable Loss (dB) + Antenna Factor (dB/m) - Pre_Amplifier Gain (dB).

Site: SIP-AC3	Test Date: 2022-12-21
Limit: FCC_5G_RE(3m)	Engineer: Wayne Wang
Probe: HF907_102861_1-18GHz	Polarity: Horizontal
EUT: Dual-band Wi-Fi 6 Wireless AP	Power: AC 120V/60Hz
Test Mode: Transmit by 802.11ax-HE40 at 5190MHz	



No	Mark	Frequency (MHz)	Measure Level (dB μ V/m)	Reading Level (dB μ V)	Margin (dB)	Limit (dB μ V/m)	Factor (dB/m)	Type
1	*	5148.950	67.965	71.209	-6.035	74.000	-3.243	PK
2		5150.000	65.656	68.681	-8.344	74.000	-3.026	PK
3		5182.000	109.252	69.471	N/A	N/A	39.781	PK

Note 1: " * ", means this data is the worst emission level.

Note 2: Measure Level (dB μ V/m) = Reading Level (dB μ V) + Factor (dB/m).

Note 3: Factor (dB/m) = Cable Loss (dB) + Antenna Factor (dB/m) - Pre_Amplifier Gain (dB).

Site: SIP-AC3	Test Date: 2022-12-21
Limit: FCC_5G_RE(3m)	Engineer: Wayne Wang
Probe: HF907_102861_1-18GHz	Polarity: Horizontal
EUT: Dual-band Wi-Fi 6 Wireless AP	Power: AC 120V/60Hz
Test Mode: Transmit by 802.11ax-HE40 at 5190MHz	



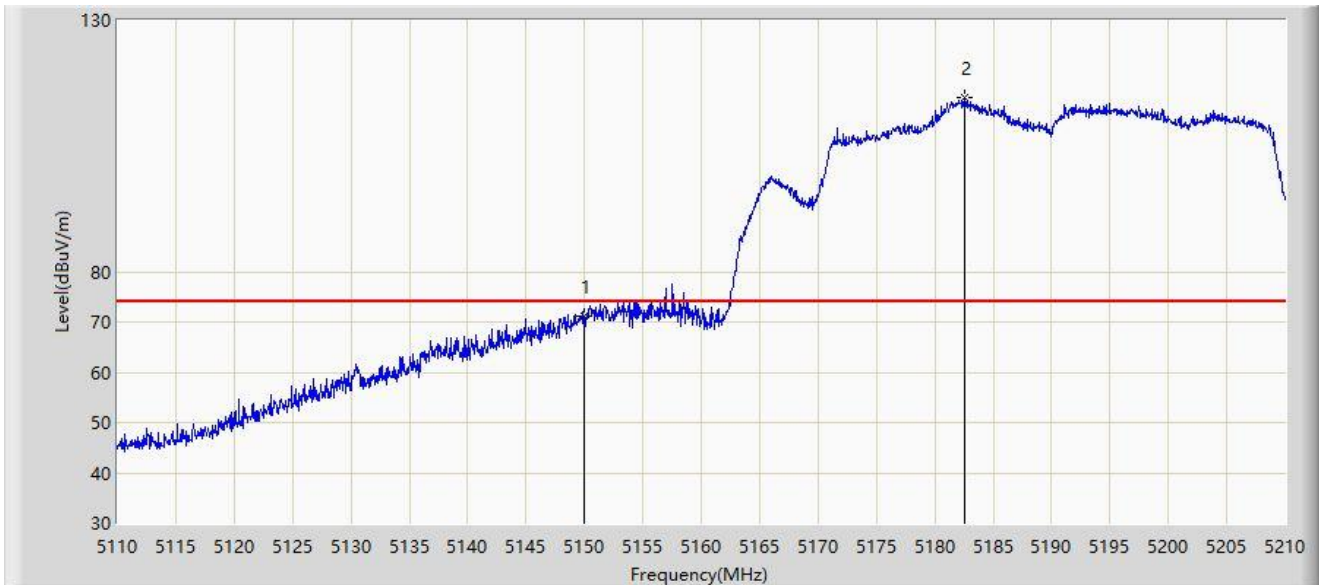
No	Mark	Frequency (MHz)	Measure Level (dB μ V/m)	Reading Level (dB μ V)	Margin (dB)	Limit (dB μ V/m)	Factor (dB/m)	Type
1	*	5150.000	43.862	46.887	-10.138	54.000	-3.026	AV
2		5182.050	96.925	57.233	N/A	N/A	39.692	AV

Note 1: " * ", means this data is the worst emission level.

Note 2: Measure Level (dB μ V/m) = Reading Level (dB μ V) + Factor (dB/m).

Note 3: Factor (dB/m) = Cable Loss (dB) + Antenna Factor (dB/m) - Pre_Amplifier Gain (dB).

Site: SIP-AC3	Test Date: 2022-12-21
Limit: FCC_5G_RE(3m)	Engineer: Wayne Wang
Probe: HF907_102861_1-18GHz	Polarity: Vertical
EUT: Dual-band Wi-Fi 6 Wireless AP	Power: AC 120V/60Hz
Test Mode: Transmit by 802.11ax-HE40 at 5190MHz	



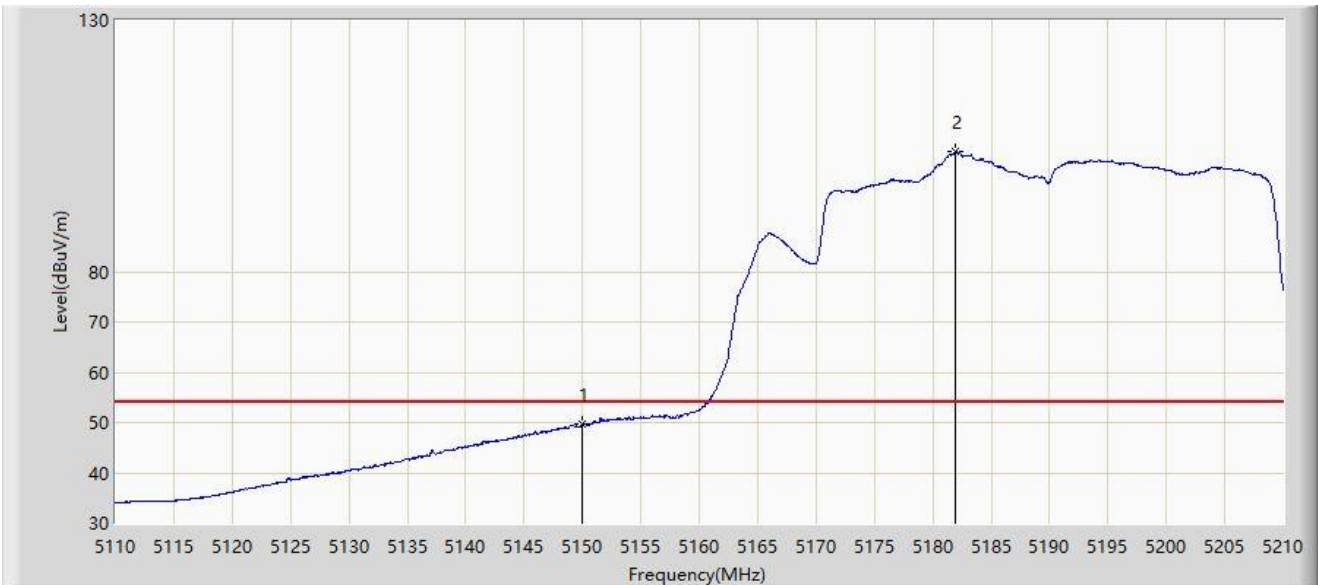
No	Mark	Frequency (MHz)	Measure Level (dB μ V/m)	Reading Level (dB μ V)	Margin (dB)	Limit (dB μ V/m)	Factor (dB/m)	Type
1	*	5150.000	71.189	74.214	-2.811	74.000	-3.026	PK
2		5182.500	114.535	75.725	N/A	N/A	38.810	PK

Note 1: " * ", means this data is the worst emission level.

Note 2: Measure Level (dB μ V/m) = Reading Level (dB μ V) + Factor (dB/m).

Note 3: Factor (dB/m) = Cable Loss (dB) + Antenna Factor (dB/m) - Pre_Amplifier Gain (dB).

Site: SIP-AC3	Test Date: 2022-12-21
Limit: FCC_5G_RE(3m)	Engineer: Wayne Wang
Probe: HF907_102861_1-18GHz	Polarity: Vertical
EUT: Dual-band Wi-Fi 6 Wireless AP	Power: AC 120V/60Hz
Test Mode: Transmit by 802.11ax-HE40 at 5190MHz	



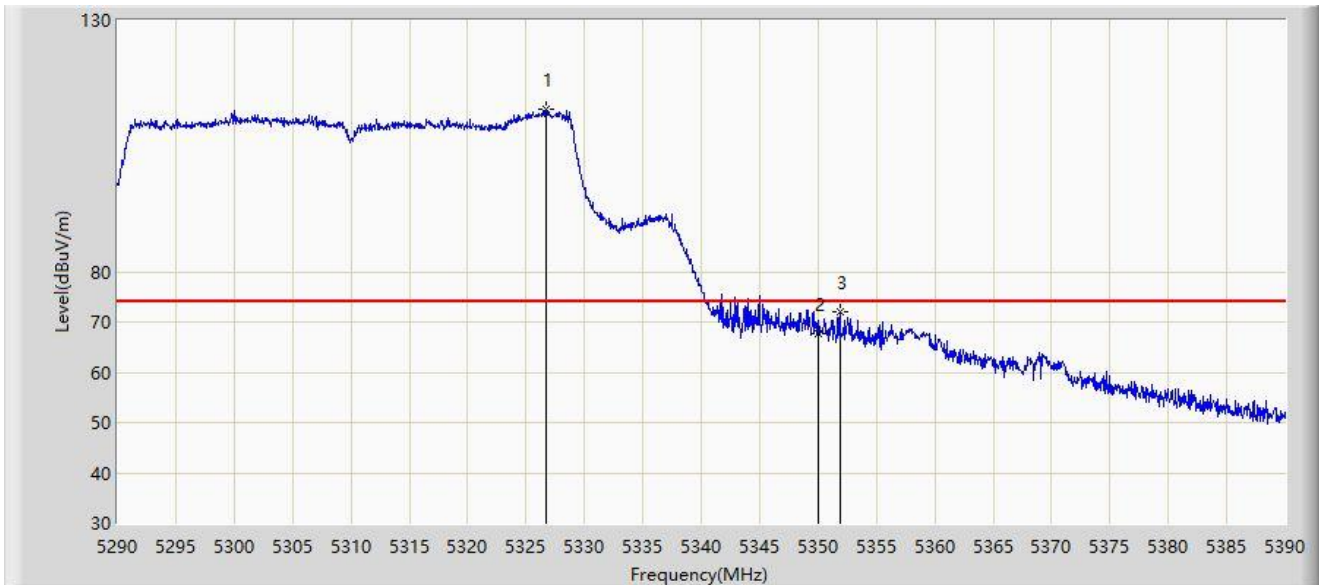
No	Mark	Frequency (MHz)	Measure Level (dBμV/m)	Reading Level (dBμV)	Margin (dB)	Limit (dBμV/m)	Factor (dB/m)	Type
1	*	5150.000	49.667	52.692	-4.333	54.000	-3.026	AV
2		5181.950	103.793	63.923	N/A	N/A	39.870	AV

Note 1: " * ", means this data is the worst emission level.

Note 2: Measure Level (dBμV/m) = Reading Level (dBμV) + Factor (dB/m).

Note 3: Factor (dB/m) = Cable Loss (dB) + Antenna Factor (dB/m) - Pre_Amplifier Gain (dB).

Site: SIP-AC3	Test Date: 2022-12-31
Limit: FCC_5G_RE(3m)	Engineer: Wayne Wang
Probe: HF907_102861_1-18GHz	Polarity: Horizontal
EUT: Dual-band Wi-Fi 6 Wireless AP	Power: AC 120V/60Hz
Test Mode: Transmit by 802.11ax-HE40 at 5310MHz	



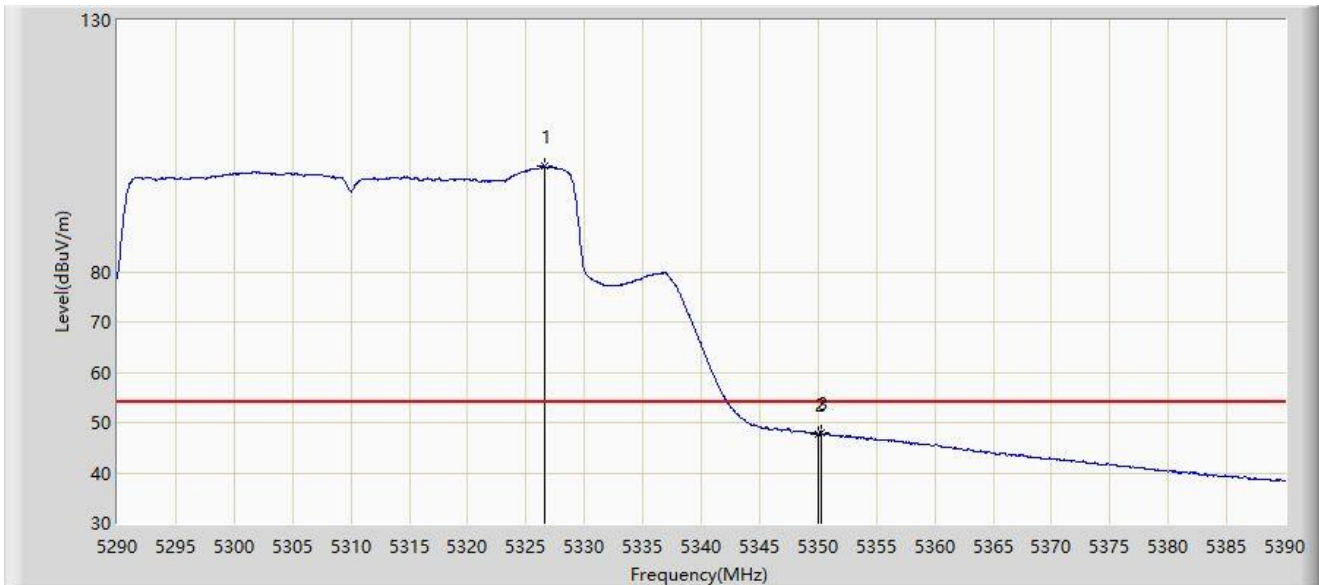
No	Mark	Frequency (MHz)	Measure Level (dB μ V/m)	Reading Level (dB μ V)	Margin (dB)	Limit (dB μ V/m)	Factor (dB/m)	Type
1		5326.750	112.321	73.499	N/A	N/A	38.822	PK
2		5350.000	67.574	69.024	-6.426	74.000	-1.451	PK
3	*	5351.900	71.941	74.248	-2.059	74.000	-2.307	PK

Note 1: " * ", means this data is the worst emission level.

Note 2: Measure Level (dB μ V/m) = Reading Level (dB μ V) + Factor (dB/m).

Note 3: Factor (dB/m) = Cable Loss (dB) + Antenna Factor (dB/m) - Pre_Amplifier Gain (dB).

Site: SIP-AC3	Test Date: 2022-12-31
Limit: FCC_5G_RE(3m)	Engineer: Wayne Wang
Probe: HF907_102861_1-18GHz	Polarity: Horizontal
EUT: Dual-band Wi-Fi 6 Wireless AP	Power: AC 120V/60Hz
Test Mode: Transmit by 802.11ax-HE40 at 5310MHz	



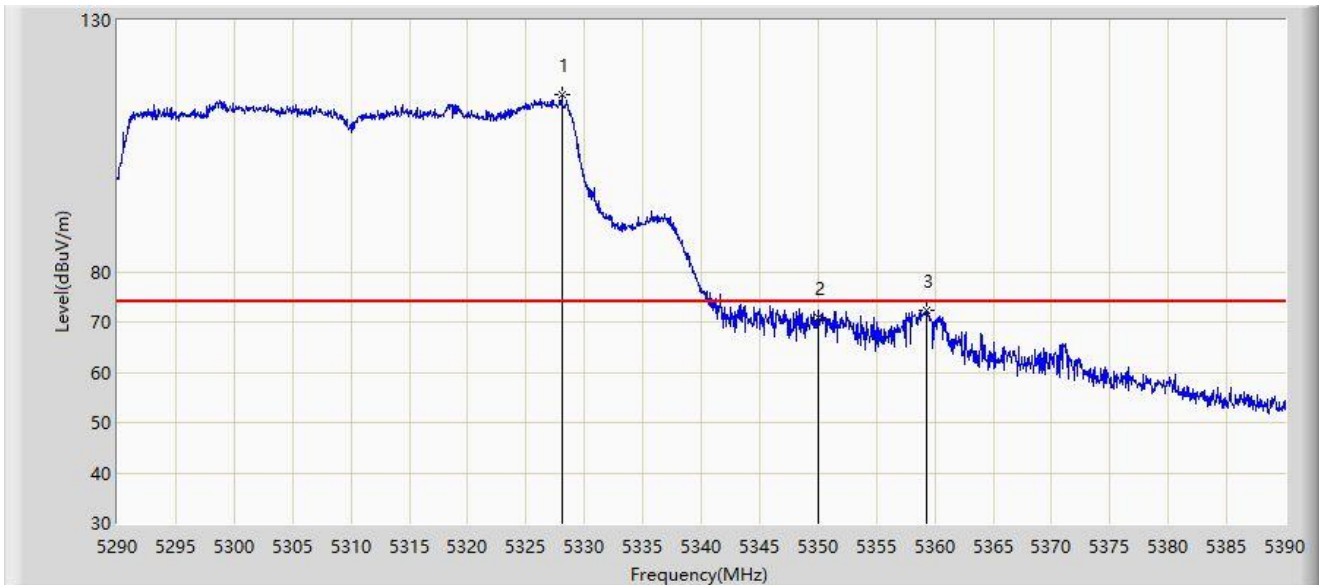
No	Mark	Frequency (MHz)	Measure Level (dB μ V/m)	Reading Level (dB μ V)	Margin (dB)	Limit (dB μ V/m)	Factor (dB/m)	Type
1		5326.550	100.981	62.269	N/A	N/A	38.712	AV
2		5350.000	47.707	49.157	-6.293	54.000	-1.451	AV
3	*	5350.250	47.907	49.491	-6.093	54.000	-1.584	AV

Note 1: " * ", means this data is the worst emission level.

Note 2: Measure Level (dB μ V/m) = Reading Level (dB μ V) + Factor (dB/m).

Note 3: Factor (dB/m) = Cable Loss (dB) + Antenna Factor (dB/m) - Pre_Amplifier Gain (dB).

Site: SIP-AC3	Test Date: 2022-12-31
Limit: FCC_5G_RE(3m)	Engineer: Wayne Wang
Probe: HF907_102861_1-18GHz	Polarity: Vertical
EUT: Dual-band Wi-Fi 6 Wireless AP	Power: AC 120V/60Hz
Test Mode: Transmit by 802.11ax-HE40 at 5310MHz	



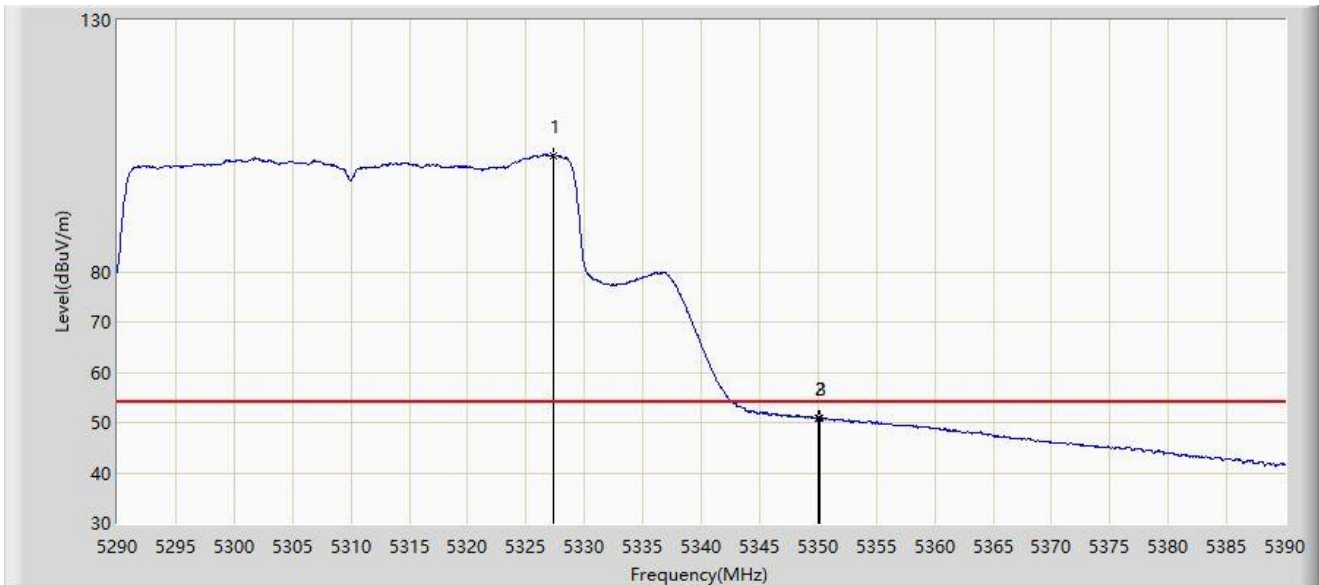
No	Mark	Frequency (MHz)	Measure Level (dB μ V/m)	Reading Level (dB μ V)	Margin (dB)	Limit (dB μ V/m)	Factor (dB/m)	Type
1		5328.050	115.113	75.143	N/A	N/A	39.970	PK
2		5350.000	70.810	72.260	-3.190	74.000	-1.451	PK
3	*	5359.300	72.426	76.449	-1.574	74.000	-4.022	PK

Note 1: " * ", means this data is the worst emission level.

Note 2: Measure Level (dB μ V/m) = Reading Level (dB μ V) + Factor (dB/m).

Note 3: Factor (dB/m) = Cable Loss (dB) + Antenna Factor (dB/m) - Pre_Amplifier Gain (dB).

Site: SIP-AC3	Test Date: 2022-12-31
Limit: FCC_5G_RE(3m)	Engineer: Wayne Wang
Probe: HF907_102861_1-18GHz	Polarity: Vertical
EUT: Dual-band Wi-Fi 6 Wireless AP	Power: AC 120V/60Hz
Test Mode: Transmit by 802.11ax-HE40 at 5310MHz	



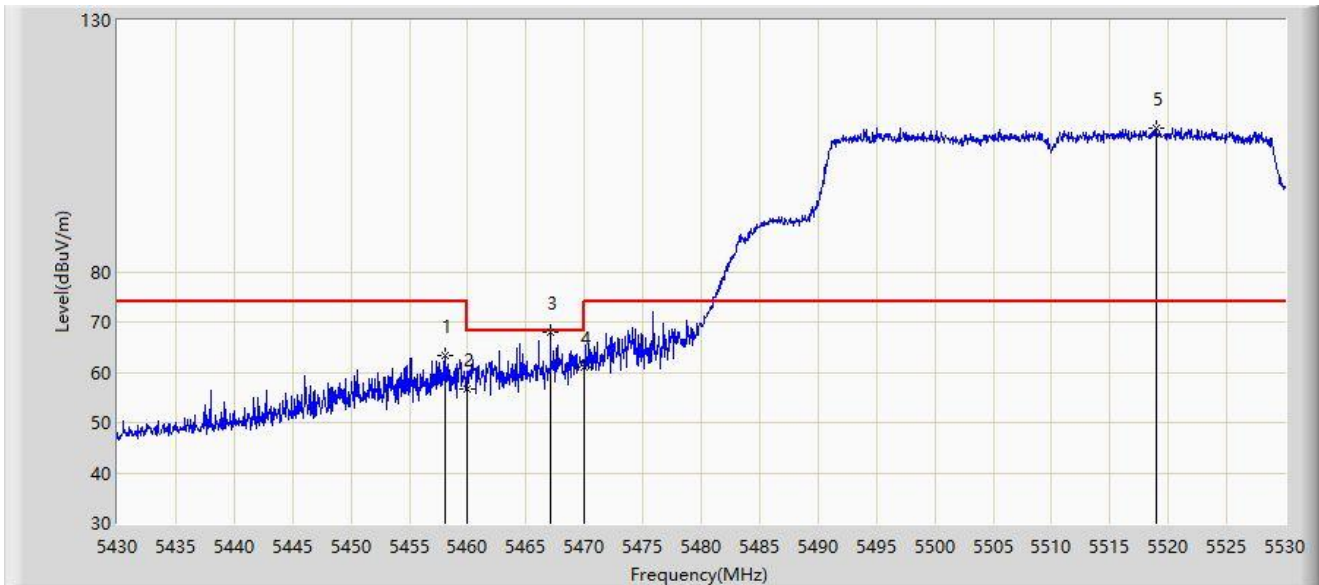
No	Mark	Frequency (MHz)	Measure Level (dB μ V/m)	Reading Level (dB μ V)	Margin (dB)	Limit (dB μ V/m)	Factor (dB/m)	Type
1		5327.350	103.155	63.887	N/A	N/A	39.267	AV
2		5350.000	50.764	52.214	-3.236	54.000	-1.451	AV
3	*	5350.100	50.842	52.346	-3.158	54.000	-1.504	AV

Note 1: " * ", means this data is the worst emission level.

Note 2: Measure Level (dB μ V/m) = Reading Level (dB μ V) + Factor (dB/m).

Note 3: Factor (dB/m) = Cable Loss (dB) + Antenna Factor (dB/m) - Pre_Amplifier Gain (dB).

Site: SIP-AC3	Test Date: 2022-12-31
Limit: FCC_5G_RE(3m)	Engineer: Wayne Wang
Probe: HF907_102861_1-18GHz	Polarity: Horizontal
EUT: Dual-band Wi-Fi 6 Wireless AP	Power: AC 120V/60Hz
Test Mode: Transmit by 802.11ax-HE40 at 5510MHz	



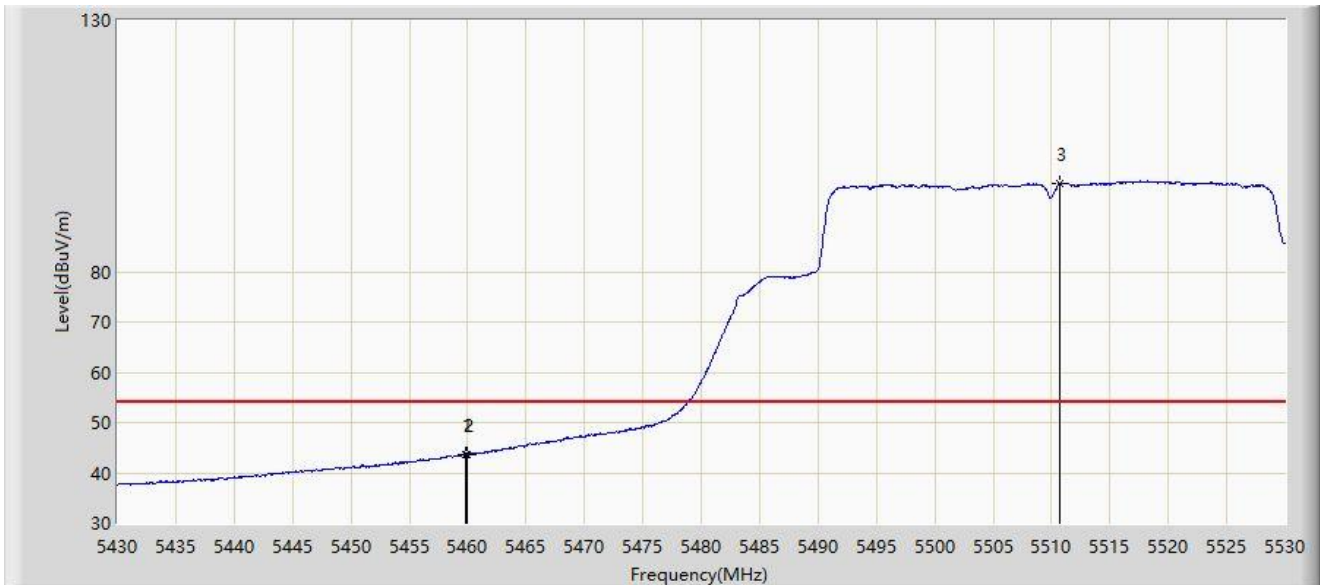
No	Mark	Frequency (MHz)	Measure Level (dBμV/m)	Reading Level (dBμV)	Margin (dB)	Limit (dBμV/m)	Factor (dB/m)	Type
1		5458.100	63.421	67.242	-10.579	74.000	-3.820	PK
2		5460.000	56.796	60.471	-11.404	68.200	-3.675	PK
3	*	5467.100	67.969	70.774	-0.231	68.200	-2.805	PK
4		5470.000	60.974	62.906	-7.226	68.200	-1.932	PK
5		5519.000	108.462	71.377	N/A	N/A	37.084	PK

Note 1: " * ", means this data is the worst emission level.

Note 2: Measure Level (dBμV/m) = Reading Level (dBμV) + Factor (dB/m).

Note 3: Factor (dB/m) = Cable Loss (dB) + Antenna Factor (dB/m) - Pre_Amplifier Gain (dB).

Site: SIP-AC3	Test Date: 2022-12-31
Limit: FCC_5G_RE(3m)	Engineer: Wayne Wang
Probe: HF907_102861_1-18GHz	Polarity: Horizontal
EUT: Dual-band Wi-Fi 6 Wireless AP	Power: AC 120V/60Hz
Test Mode: Transmit by 802.11ax-HE40 at 5510MHz	



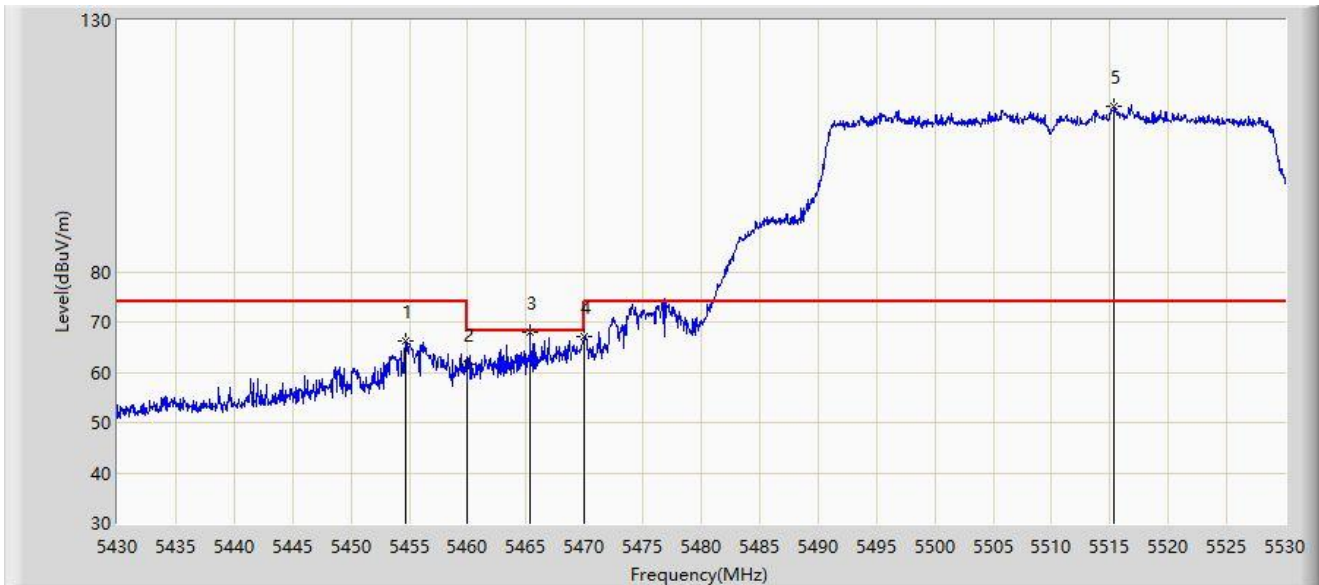
No	Mark	Frequency (MHz)	Measure Level (dBμV/m)	Reading Level (dBμV)	Margin (dB)	Limit (dBμV/m)	Factor (dB/m)	Type
1	*	5459.850	43.709	47.405	-10.291	54.000	-3.696	AV
2		5460.000	43.653	47.328	-10.347	54.000	-3.675	AV
3		5510.650	97.625	58.562	N/A	N/A	39.063	AV

Note 1: " * ", means this data is the worst emission level.

Note 2: Measure Level (dBμV/m) = Reading Level (dBμV) + Factor (dB/m).

Note 3: Factor (dB/m) = Cable Loss (dB) + Antenna Factor (dB/m) - Pre_Amplifier Gain (dB).

Site: SIP-AC3	Test Date: 2022-12-31
Limit: FCC_5G_RE(3m)	Engineer: Wayne Wang
Probe: HF907_102861_1-18GHz	Polarity: Vertical
EUT: Dual-band Wi-Fi 6 Wireless AP	Power: AC 120V/60Hz
Test Mode: Transmit by 802.11ax-HE40 at 5510MHz	



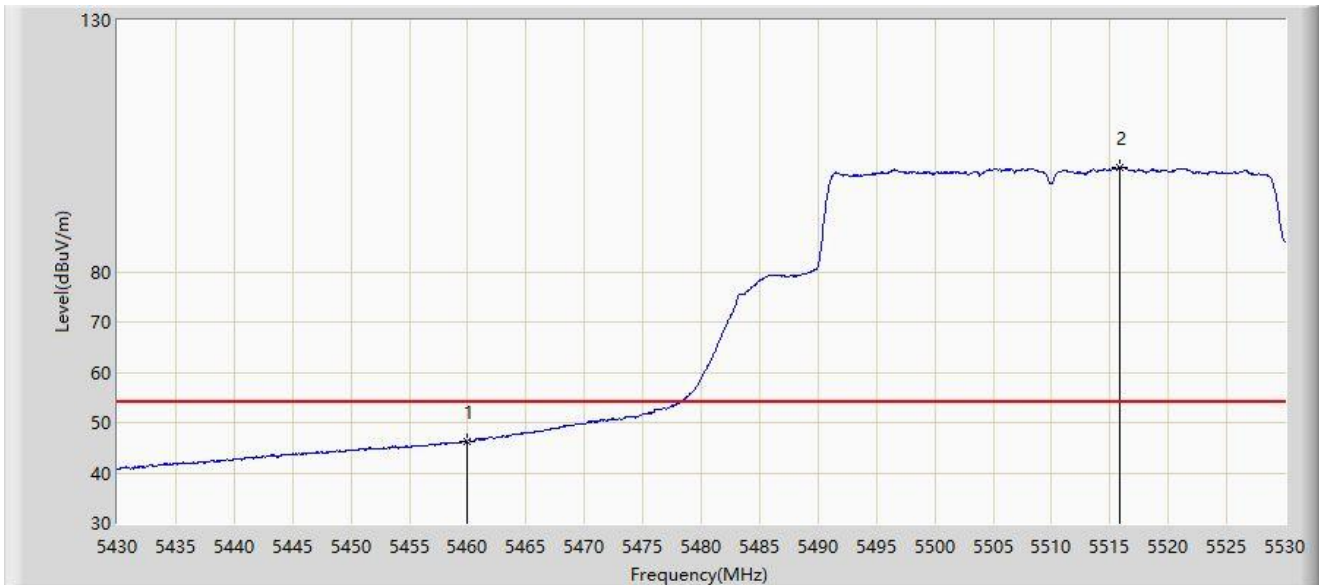
No	Mark	Frequency (MHz)	Measure Level (dB μ V/m)	Reading Level (dB μ V)	Margin (dB)	Limit (dB μ V/m)	Factor (dB/m)	Type
1		5454.700	66.122	70.165	-7.878	74.000	-4.044	PK
2		5460.000	61.542	65.217	-6.658	68.200	-3.675	PK
3	*	5465.350	67.896	71.018	-0.304	68.200	-3.122	PK
4		5470.000	67.244	69.176	-0.956	68.200	-1.932	PK
5		5515.400	112.821	71.971	N/A	N/A	40.850	PK

Note 1: " * ", means this data is the worst emission level.

Note 2: Measure Level (dB μ V/m) = Reading Level (dB μ V) + Factor (dB/m).

Note 3: Factor (dB/m) = Cable Loss (dB) + Antenna Factor (dB/m) - Pre_Amplifier Gain (dB).

Site: SIP-AC3	Test Date: 2022-12-31
Limit: FCC_5G_RE(3m)	Engineer: Wayne Wang
Probe: HF907_102861_1-18GHz	Polarity: Vertical
EUT: Dual-band Wi-Fi 6 Wireless AP	Power: AC 120V/60Hz
Test Mode: Transmit by 802.11ax-HE40 at 5510MHz	



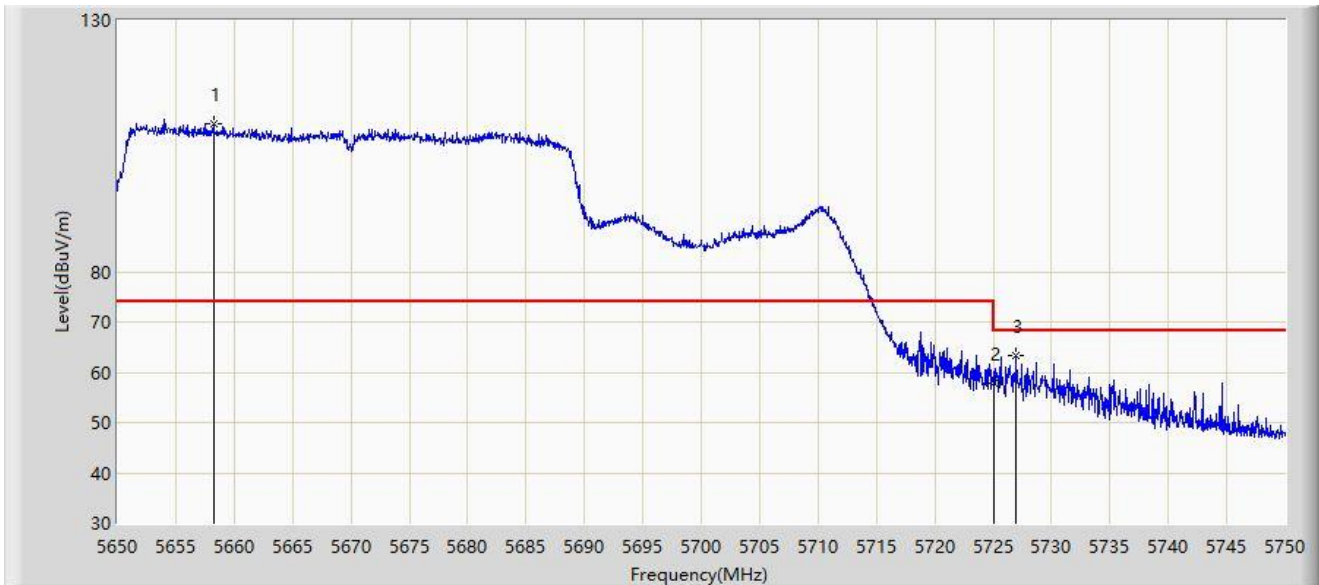
No	Mark	Frequency (MHz)	Measure Level (dB μ V/m)	Reading Level (dB μ V)	Margin (dB)	Limit (dB μ V/m)	Factor (dB/m)	Type
1	*	5460.000	46.327	50.002	-7.673	54.000	-3.675	AV
2		5515.800	100.699	60.400	N/A	N/A	40.299	AV

Note 1: " * ", means this data is the worst emission level.

Note 2: Measure Level (dB μ V/m) = Reading Level (dB μ V) + Factor (dB/m).

Note 3: Factor (dB/m) = Cable Loss (dB) + Antenna Factor (dB/m) - Pre_Amplifier Gain (dB).

Site: SIP-AC3	Test Date: 2022-12-31
Limit: FCC_5G_RE(3m)	Engineer: Wayne Wang
Probe: HF907_102861_1-18GHz	Polarity: Horizontal
EUT: Dual-band Wi-Fi 6 Wireless AP	Power: AC 120V/60Hz
Test Mode: Transmit by 802.11ax-HE40 at 5670MHz	



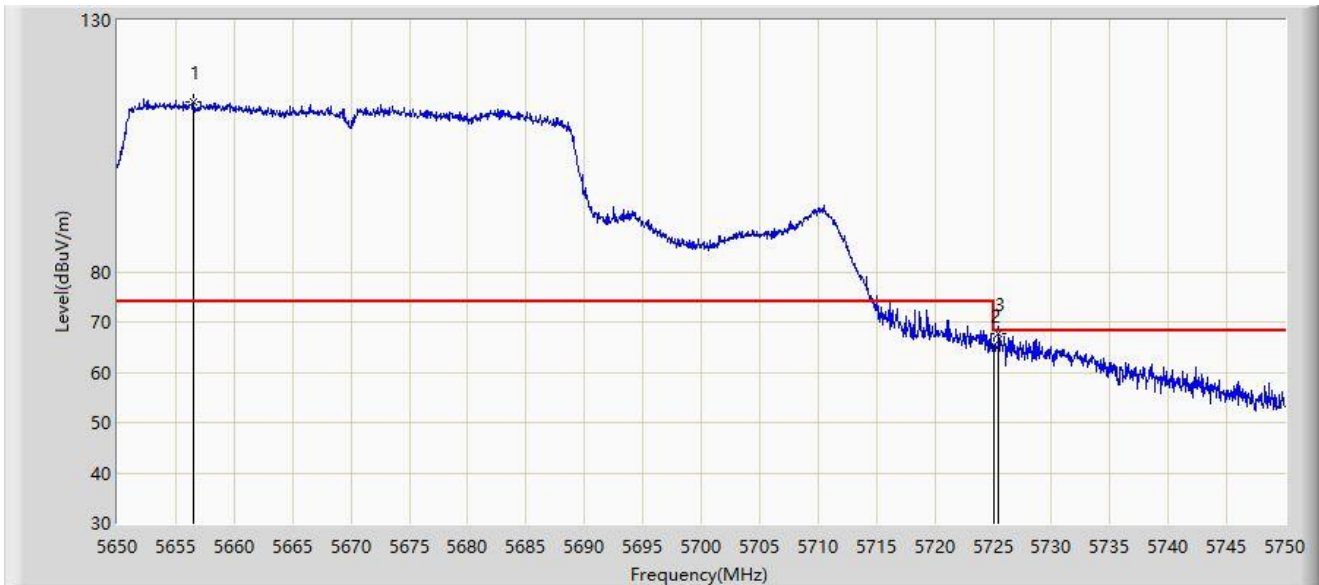
No	Mark	Frequency (MHz)	Measure Level (dB μ V/m)	Reading Level (dB μ V)	Margin (dB)	Limit (dB μ V/m)	Factor (dB/m)	Type
1		5658.250	109.381	71.708	N/A	N/A	37.672	PK
2		5725.000	57.848	59.443	-10.352	68.200	-1.596	PK
3	*	5727.000	63.205	65.760	-4.995	68.200	-2.555	PK

Note 1: " * ", means this data is the worst emission level.

Note 2: Measure Level (dB μ V/m) = Reading Level (dB μ V) + Factor (dB/m).

Note 3: Factor (dB/m) = Cable Loss (dB) + Antenna Factor (dB/m) - Pre_Amplifier Gain (dB).

Site: SIP-AC3	Test Date: 2022-12-31
Limit: FCC_5G_RE(3m)	Engineer: Wayne Wang
Probe: HF907_102861_1-18GHz	Polarity: Vertical
EUT: Dual-band Wi-Fi 6 Wireless AP	Power: AC 120V/60Hz
Test Mode: Transmit by 802.11ax-HE40 at 5670MHz	



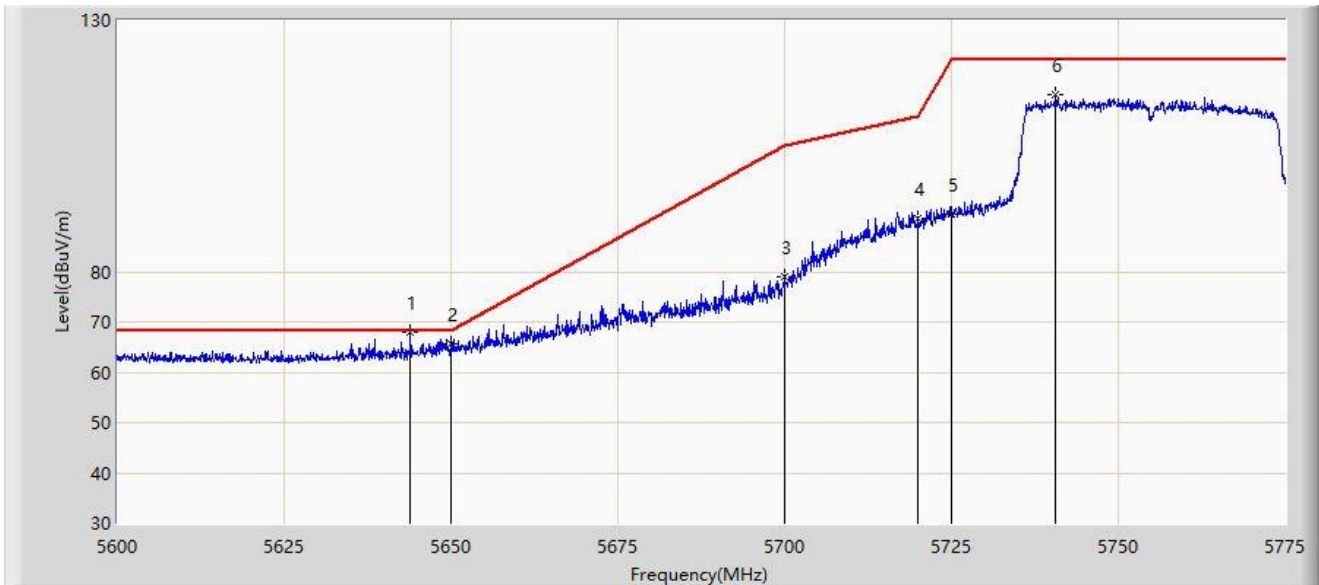
No	Mark	Frequency (MHz)	Measure Level (dB μ V/m)	Reading Level (dB μ V)	Margin (dB)	Limit (dB μ V/m)	Factor (dB/m)	Type
1		5656.500	113.797	75.445	N/A	N/A	38.351	PK
2		5725.000	65.301	66.896	-2.899	68.200	-1.596	PK
3	*	5725.450	67.788	69.629	-0.412	68.200	-1.841	PK

Note 1: " * ", means this data is the worst emission level.

Note 2: Measure Level (dB μ V/m) = Reading Level (dB μ V) + Factor (dB/m).

Note 3: Factor (dB/m) = Cable Loss (dB) + Antenna Factor (dB/m) - Pre_Amplifier Gain (dB).

Site: SIP-AC1	Time: 2023/01/03 - 15:11
Limit: FCC_5.8G_RE(3m)	Engineer: Wayne Wang
Probe: HF907_102862_1-18GHz	Polarity: Horizontal
EUT: Dual-band Wi-Fi 6 Wireless AP	Power: AC 120V/60Hz
Test Mode: Transmit by 802.11ax-HE40 at 5755MHz	



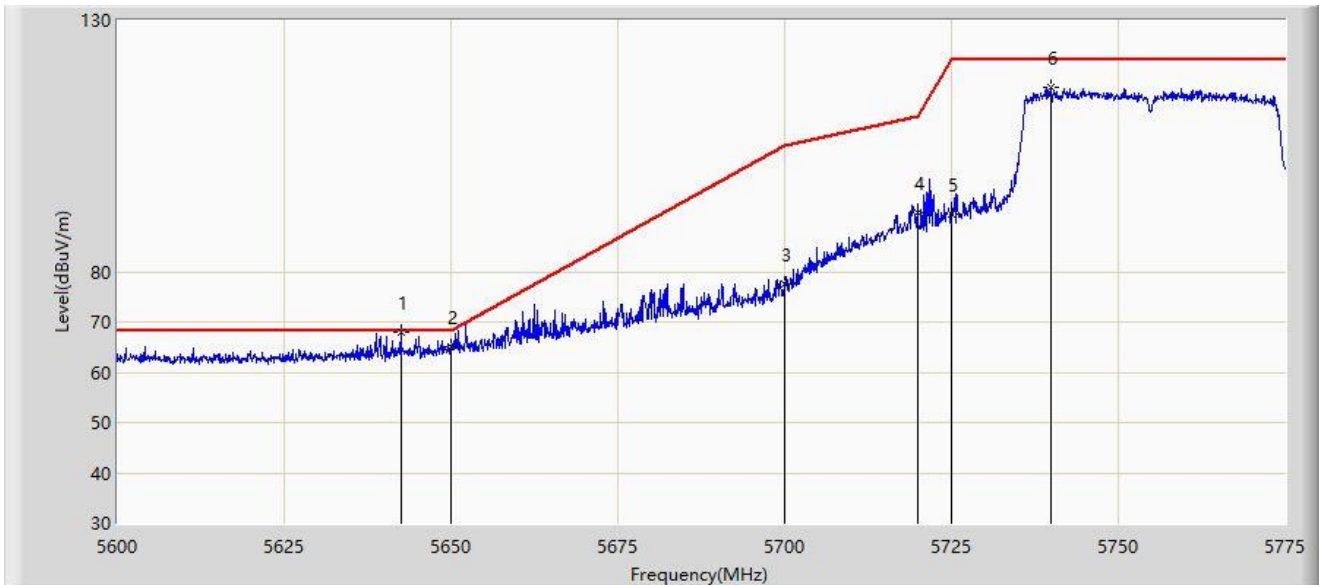
No	Mark	Frequency (MHz)	Measure Level (dB μ V/m)	Reading Level (dB μ V)	Margin (dB)	Limit (dB μ V/m)	Factor (dB/m)	Type
1	*	5643.925	68.007	77.493	-0.193	68.200	-9.486	PK
2		5650.000	65.544	74.921	-2.656	68.200	-9.377	PK
3		5700.000	79.051	88.766	-26.149	105.200	-9.715	PK
4		5720.000	90.439	100.148	-20.361	110.800	-9.709	PK
5		5725.000	91.403	101.085	-30.797	122.200	-9.682	PK
6		5740.612	115.225	124.519	N/A	N/A	-9.293	PK

Note 1: " * ", means this data is the worst emission level.

Note 2: Measure Level (dB μ V/m) = Reading Level (dB μ V) + Factor (dB/m).

Note 3: Factor (dB/m) = Cable Loss (dB) + Antenna Factor (dB/m) - Pre_Amplifier Gain (dB).

Site: SIP-AC1	Time: 2023/01/03 - 15:06
Limit: FCC_5.8G_RE(3m)	Engineer: Wayne Wang
Probe: HF907_102862_1-18GHz	Polarity: Vertical
EUT: Dual-band Wi-Fi 6 Wireless AP	Power: AC 120V/60Hz
Test Mode: Transmit by 802.11ax-HE40 at 5755MHz	



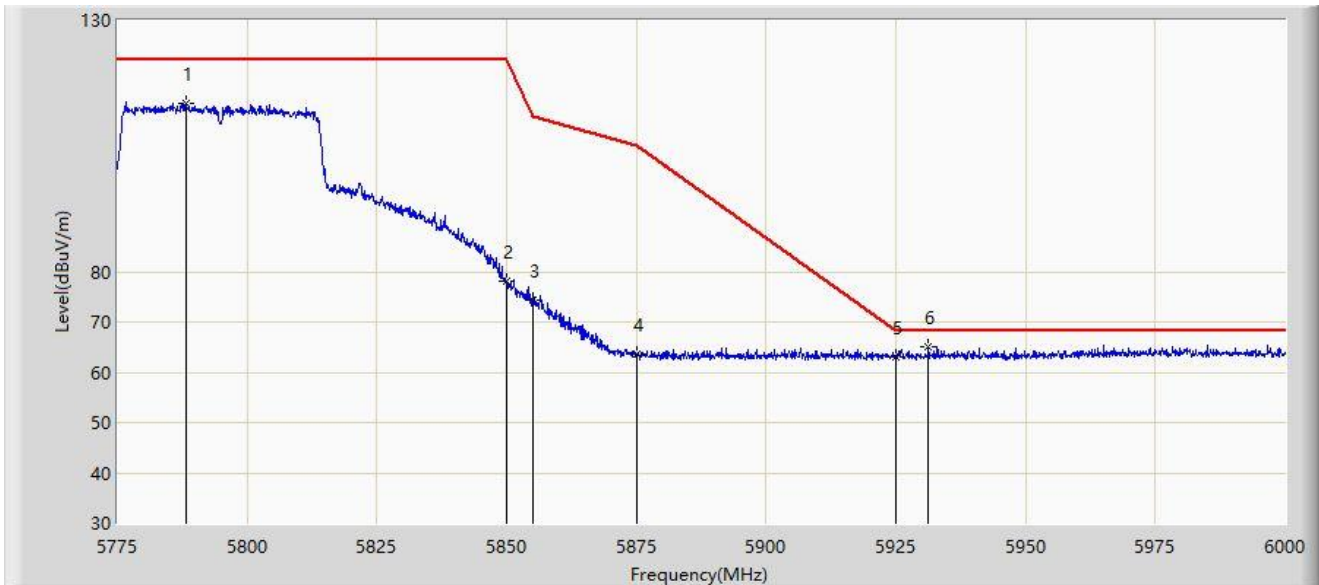
No	Mark	Frequency (MHz)	Measure Level (dBμV/m)	Reading Level (dBμV)	Margin (dB)	Limit (dBμV/m)	Factor (dB/m)	Type
1	*	5642.525	67.877	77.389	-0.323	68.200	-9.512	PK
2		5650.000	65.045	74.422	-3.155	68.200	-9.377	PK
3		5700.000	77.536	87.251	-27.664	105.200	-9.715	PK
4		5720.000	91.623	101.332	-19.177	110.800	-9.709	PK
5		5725.000	91.329	101.011	-30.871	122.200	-9.682	PK
6		5740.000	116.675	125.985	N/A	N/A	-9.309	PK

Note 1: " * ", means this data is the worst emission level.

Note 2: Measure Level (dBμV/m) = Reading Level (dBμV) + Factor (dB/m).

Note 3: Factor (dB/m) = Cable Loss (dB) + Antenna Factor (dB/m) - Pre_Amplifier Gain (dB).

Site: SIP-AC1	Time: 2023/01/03 - 15:14
Limit: FCC_5.8G_RE(3m)	Engineer: Wayne Wang
Probe: HF907_102862_1-18GHz	Polarity: Horizontal
EUT: Dual-band Wi-Fi 6 Wireless AP	Power: AC 120V/60Hz
Test Mode: Transmit by 802.11ax-HE40 at 5795MHz	



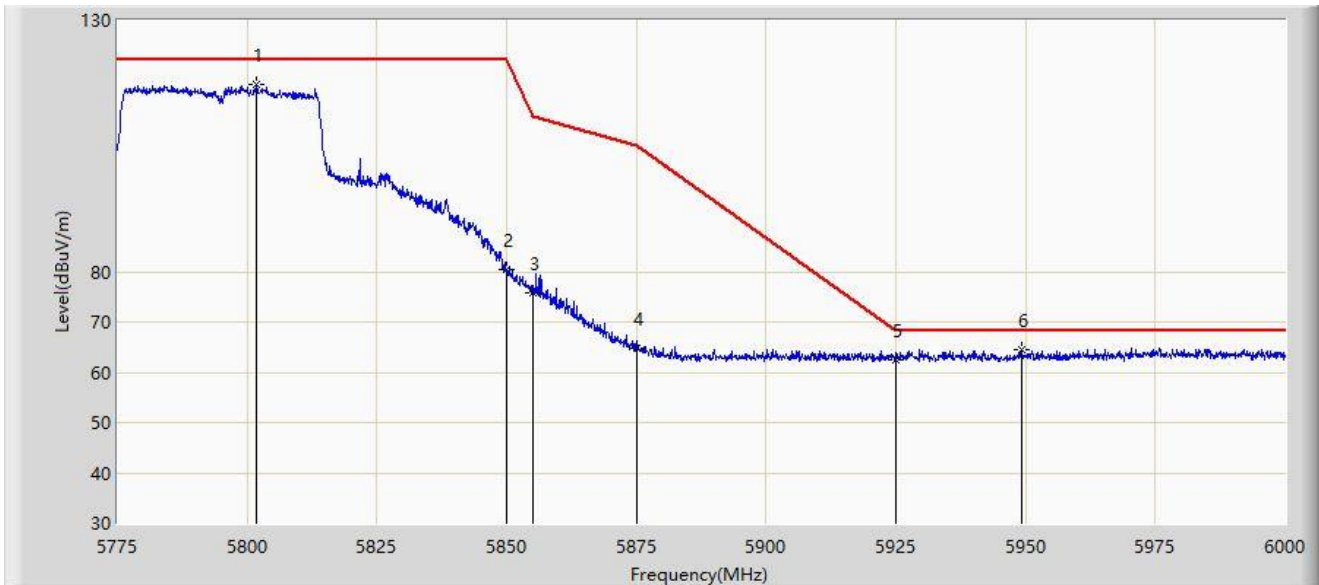
No	Mark	Frequency (MHz)	Measure Level (dBμV/m)	Reading Level (dBμV)	Margin (dB)	Limit (dBμV/m)	Factor (dB/m)	Type
1		5788.163	113.538	123.050	N/A	N/A	-9.511	PK
2		5850.000	78.161	87.058	-44.039	122.200	-8.896	PK
3		5855.000	74.482	83.427	-36.318	110.800	-8.946	PK
4		5875.000	63.601	72.679	-41.599	105.200	-9.078	PK
5		5925.000	63.031	72.045	-5.169	68.200	-9.014	PK
6	*	5931.263	65.084	74.104	-3.116	68.200	-9.020	PK

Note 1: " * ", means this data is the worst emission level.

Note 2: Measure Level (dBμV/m) = Reading Level (dBμV) + Factor (dB/m).

Note 3: Factor (dB/m) = Cable Loss (dB) + Antenna Factor (dB/m) - Pre_Amplifier Gain (dB).

Site: SIP-AC1	Time: 2023/01/03 - 15:17
Limit: FCC_5.8G_RE(3m)	Engineer: Wayne Wang
Probe: HF907_102862_1-18GHz	Polarity: Vertical
EUT: Dual-band Wi-Fi 6 Wireless AP	Power: AC 120V/60Hz
Test Mode: Transmit by 802.11ax-HE40 at 5795MHz	



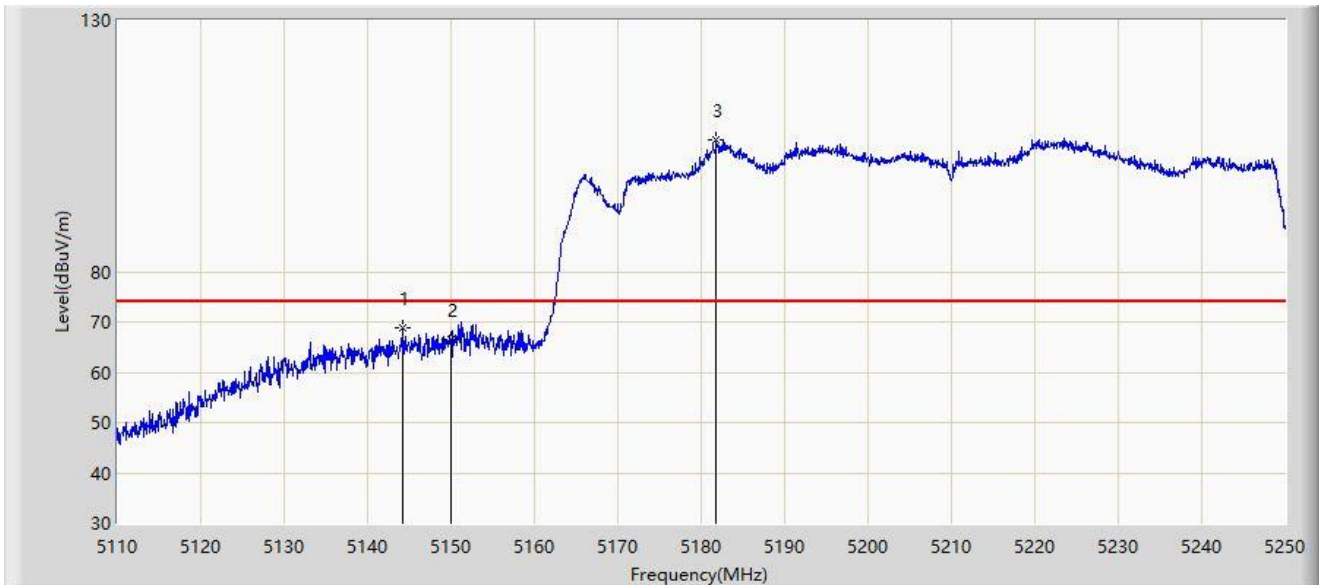
No	Mark	Frequency (MHz)	Measure Level (dB μ V/m)	Reading Level (dB μ V)	Margin (dB)	Limit (dB μ V/m)	Factor (dB/m)	Type
1		5801.888	117.391	126.849	N/A	N/A	-9.458	PK
2		5850.000	80.402	89.299	-41.798	122.200	-8.896	PK
3		5855.000	75.736	84.681	-35.064	110.800	-8.946	PK
4		5875.000	64.810	73.888	-40.390	105.200	-9.078	PK
5		5925.000	62.518	71.532	-5.682	68.200	-9.014	PK
6	*	5949.150	64.396	73.312	-3.804	68.200	-8.917	PK

Note 1: " * ", means this data is the worst emission level.

Note 2: Measure Level (dB μ V/m) = Reading Level (dB μ V) + Factor (dB/m).

Note 3: Factor (dB/m) = Cable Loss (dB) + Antenna Factor (dB/m) - Pre_Amplifier Gain (dB).

Site: SIP-AC3	Test Date: 2022-12-21
Limit: FCC_5G_RE(3m)	Engineer: Wayne Wang
Probe: HF907_102861_1-18GHz	Polarity: Horizontal
EUT: Dual-band Wi-Fi 6 Wireless AP	Power: AC 120V/60Hz
Test Mode: Transmit by 802.11ax-HE80 at 5210MHz	



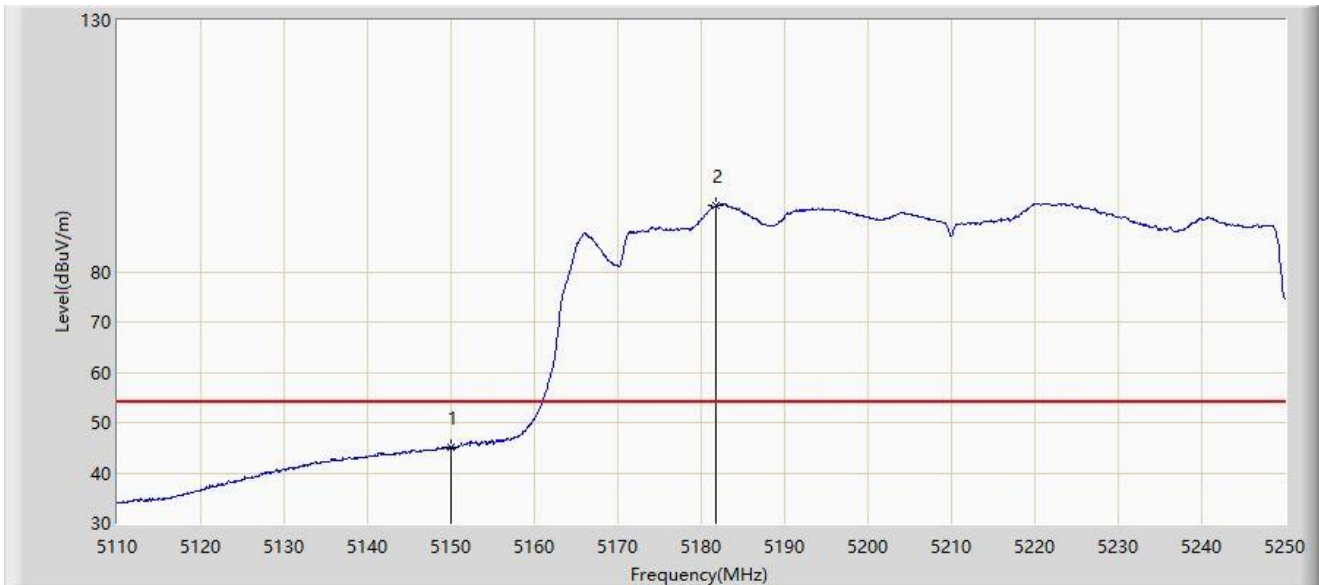
No	Mark	Frequency (MHz)	Measure Level (dBμV/m)	Reading Level (dBμV)	Margin (dB)	Limit (dBμV/m)	Factor (dB/m)	Type
1	*	5144.160	68.799	72.738	-5.201	74.000	-3.939	PK
2		5150.000	66.445	69.470	-7.555	74.000	-3.026	PK
3		5181.820	106.197	66.096	N/A	N/A	40.101	PK

Note 1: " * ", means this data is the worst emission level.

Note 2: Measure Level (dBμV/m) = Reading Level (dBμV) + Factor (dB/m).

Note 3: Factor (dB/m) = Cable Loss (dB) + Antenna Factor (dB/m) - Pre_Amplifier Gain (dB).

Site: SIP-AC3	Test Date: 2022-12-21
Limit: FCC_5G_RE(3m)	Engineer: Wayne Wang
Probe: HF907_102861_1-18GHz	Polarity: Horizontal
EUT: Dual-band Wi-Fi 6 Wireless AP	Power: AC 120V/60Hz
Test Mode: Transmit by 802.11ax-HE80 at 5210MHz	



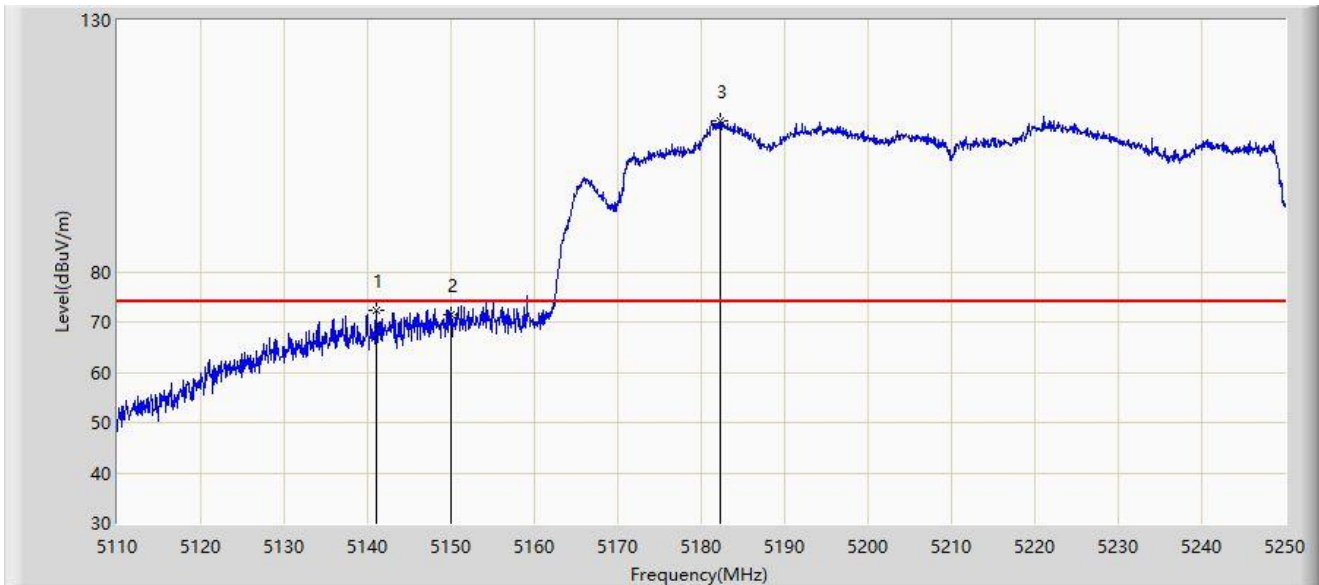
No	Mark	Frequency (MHz)	Measure Level (dB μ V/m)	Reading Level (dB μ V)	Margin (dB)	Limit (dB μ V/m)	Factor (dB/m)	Type
1	*	5150.000	45.174	48.199	-8.826	54.000	-3.026	AV
2		5181.680	93.206	52.856	N/A	N/A	40.351	AV

Note 1: " * ", means this data is the worst emission level.

Note 2: Measure Level (dB μ V/m) = Reading Level (dB μ V) + Factor (dB/m).

Note 3: Factor (dB/m) = Cable Loss (dB) + Antenna Factor (dB/m) - Pre_Amplifier Gain (dB).

Site: SIP-AC3	Test Date: 2022-12-21
Limit: FCC_5G_RE(3m)	Engineer: Wayne Wang
Probe: HF907_102861_1-18GHz	Polarity: Vertical
EUT: Dual-band Wi-Fi 6 Wireless AP	Power: AC 120V/60Hz
Test Mode: Transmit by 802.11ax-HE80 at 5210MHz	



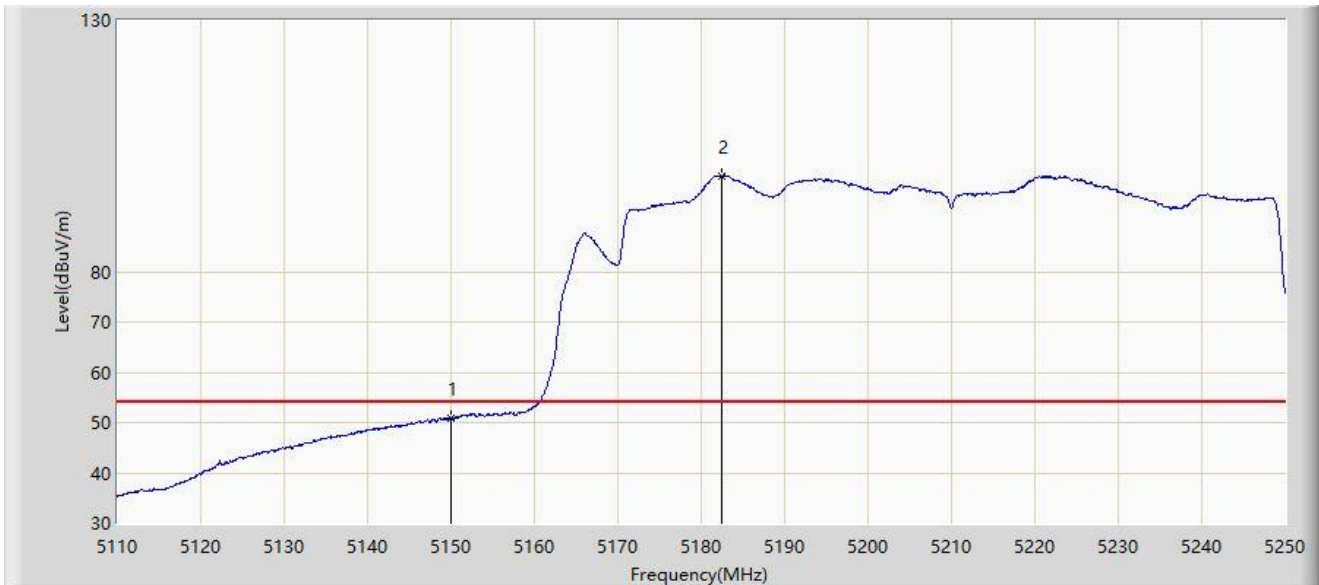
No	Mark	Frequency (MHz)	Measure Level (dB μ V/m)	Reading Level (dB μ V)	Margin (dB)	Limit (dB μ V/m)	Factor (dB/m)	Type
1	*	5141.010	72.185	76.199	-1.815	74.000	-4.015	PK
2		5150.000	71.332	74.357	-2.668	74.000	-3.026	PK
3		5182.240	110.119	70.775	N/A	N/A	39.345	PK

Note 1: " * ", means this data is the worst emission level.

Note 2: Measure Level (dB μ V/m) = Reading Level (dB μ V) + Factor (dB/m).

Note 3: Factor (dB/m) = Cable Loss (dB) + Antenna Factor (dB/m) - Pre_Amplifier Gain (dB).

Site: SIP-AC3	Test Date: 2022-12-21
Limit: FCC_5G_RE(3m)	Engineer: Wayne Wang
Probe: HF907_102861_1-18GHz	Polarity: Vertical
EUT: Dual-band Wi-Fi 6 Wireless AP	Power: AC 120V/60Hz
Test Mode: Transmit by 802.11ax-HE80 at 5210MHz	



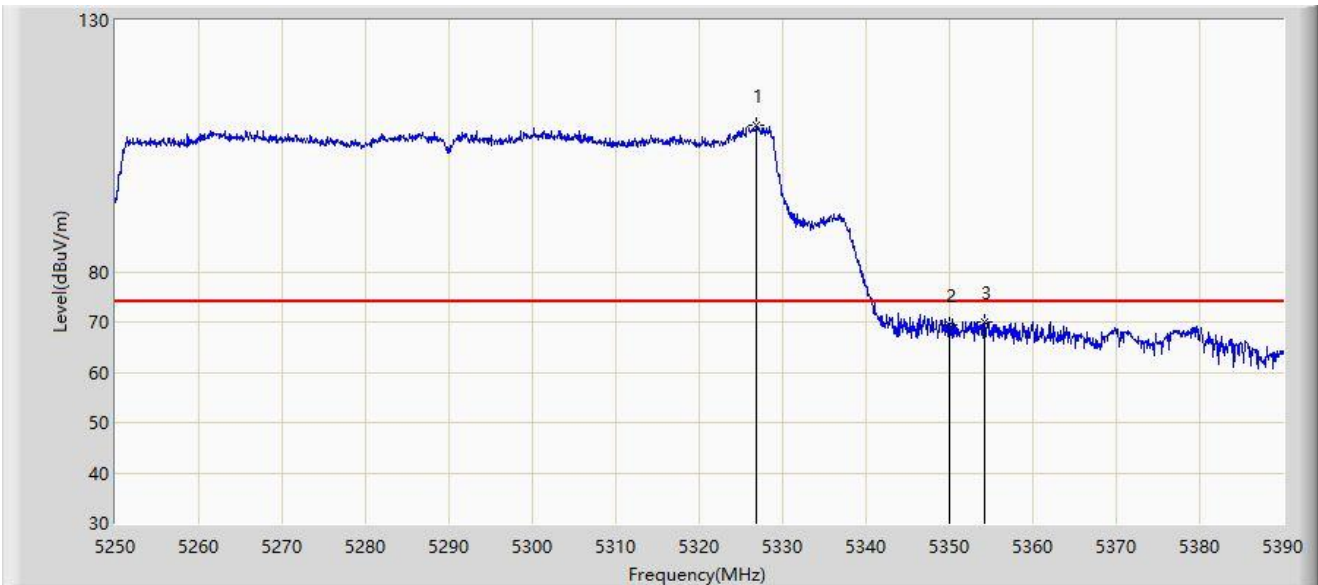
No	Mark	Frequency (MHz)	Measure Level (dB μ V/m)	Reading Level (dB μ V)	Margin (dB)	Limit (dB μ V/m)	Factor (dB/m)	Type
1	*	5150.000	50.860	53.885	-3.140	54.000	-3.026	AV
2		5182.380	99.110	60.053	N/A	N/A	39.056	AV

Note 1: " * ", means this data is the worst emission level.

Note 2: Measure Level (dB μ V/m) = Reading Level (dB μ V) + Factor (dB/m).

Note 3: Factor (dB/m) = Cable Loss (dB) + Antenna Factor (dB/m) - Pre_Amplifier Gain (dB).

Site: SIP-AC3	Test Date: 2022-12-31
Limit: FCC_5G_RE(3m)	Engineer: Wayne Wang
Probe: HF907_102861_1-18GHz	Polarity: Horizontal
EUT: Dual-band Wi-Fi 6 Wireless AP	Power: AC 120V/60Hz
Test Mode: Transmit by 802.11ax-HE80 at 5290MHz	



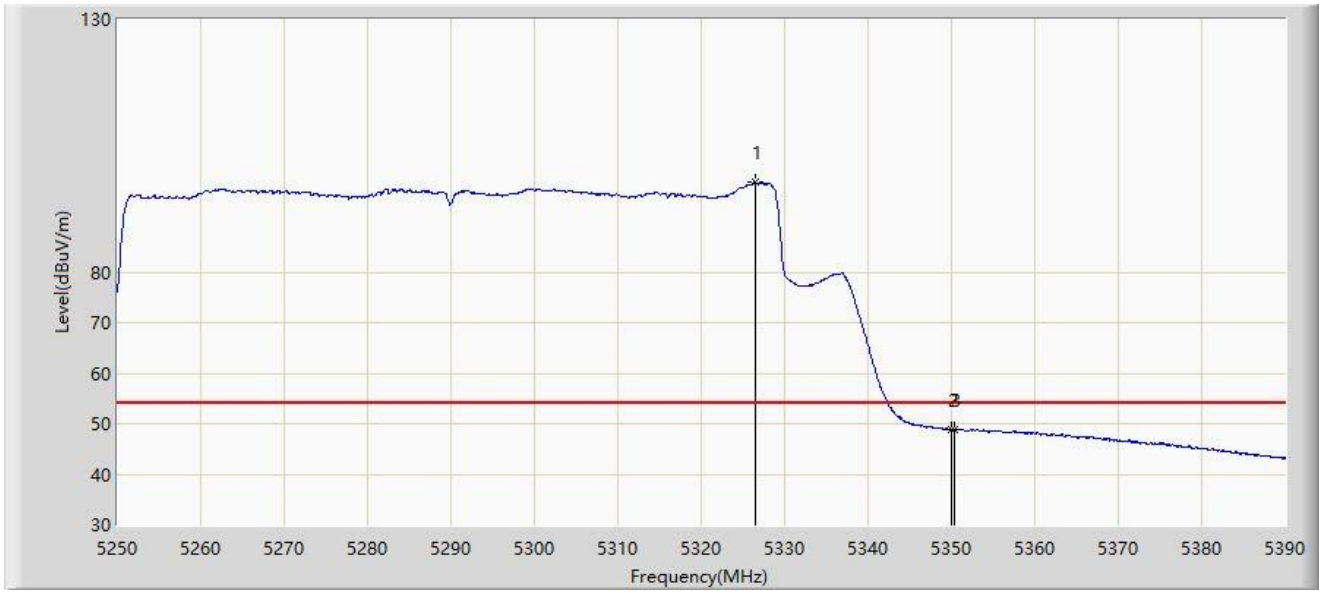
No	Mark	Frequency (MHz)	Measure Level (dBμV/m)	Reading Level (dBμV)	Margin (dB)	Limit (dBμV/m)	Factor (dB/m)	Type
1		5326.860	109.168	70.286	N/A	N/A	38.882	PK
2		5350.000	69.349	70.799	-4.651	74.000	-1.451	PK
3	*	5354.230	70.133	73.202	-3.867	74.000	-3.069	PK

Note 1: " * ", means this data is the worst emission level.

Note 2: Measure Level (dBμV/m) = Reading Level (dBμV) + Factor (dB/m).

Note 3: Factor (dB/m) = Cable Loss (dB) + Antenna Factor (dB/m) - Pre_Amplifier Gain (dB).

Site: SIP-AC3	Test Date: 2022-12-31
Limit: FCC_5G_RE(3m)	Engineer: Wayne Wang
Probe: HF907_102861_1-18GHz	Polarity: Horizontal
EUT: Dual-band Wi-Fi 6 Wireless AP	Power: AC 120V/60Hz
Test Mode: Transmit by 802.11ax-HE80 at 5290MHz	



No	Mark	Frequency (MHz)	Measure Level (dB μ V/m)	Reading Level (dB μ V)	Margin (dB)	Limit (dB μ V/m)	Factor (dB/m)	Type
1		5326.510	97.858	59.168	N/A	N/A	38.690	AV
2		5350.000	48.886	50.336	-5.114	54.000	-1.451	AV
3	*	5350.380	48.906	50.559	-5.094	54.000	-1.654	AV

Note 1: " * ", means this data is the worst emission level.

Note 2: Measure Level (dB μ V/m) = Reading Level (dB μ V) + Factor (dB/m).

Note 3: Factor (dB/m) = Cable Loss (dB) + Antenna Factor (dB/m) - Pre_Amplifier Gain (dB).