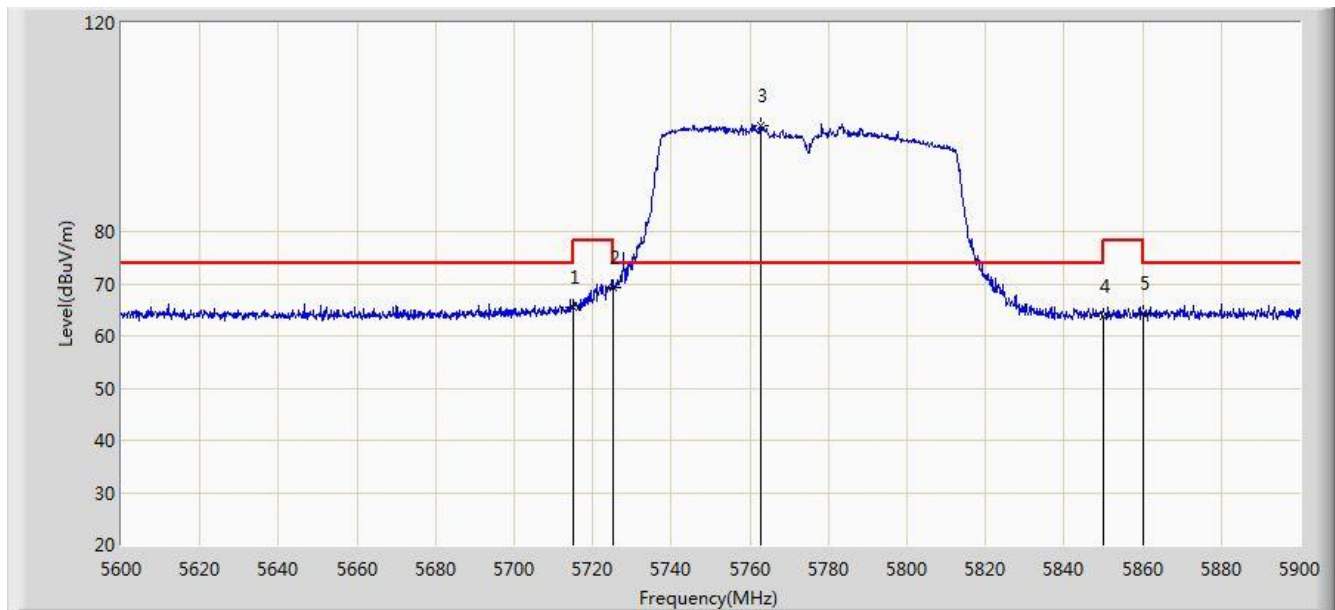


Site: AC 1	Time: 2015/07/04 - 17:06
Limit: FCC_Part15.209_RE(3m)	Engineer: Roy Cheng
Probe: BBHA9120D_1-18GHz	Polarity: Vertical
EUT: 2x2 dual band 802.11ac indoor AP	Power: AC 120V/60Hz
Test Mode: Transmit by 802.11ac-VHT80 at channel 5775MHz Ant 2	

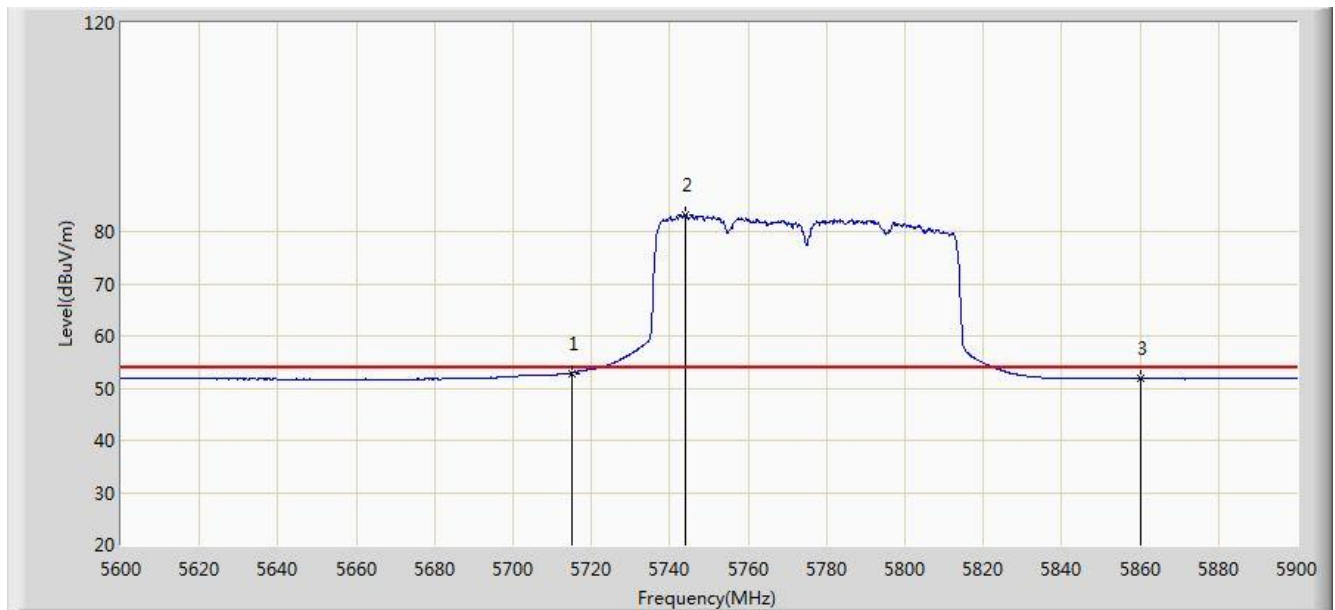


No	Flag	Mark	Frequency (MHz)	Measure Level (dBuV/m)	Reading Level (dBuV)	Over Limit (dB)	Limit (dBuV/m)	Factor (dB)	Type
1			5715.000	65.619	26.781	-8.381	74.000	38.838	PK
2			5725.000	69.167	30.277	-9.033	78.200	38.890	PK
3		*	5762.900	100.320	61.246	N/A	N/A	39.074	PK
4			5850.000	63.768	24.387	-14.432	78.200	39.381	PK
5			5860.000	64.479	25.083	-9.521	74.000	39.396	PK

Note: Measure Level (dBuV/m) = Reading Level (dBuV) + Factor (dB)

Factor (dB) = Cable Loss (dB) + Antenna Factor (dB/m)

Site: AC 1	Time: 2015/07/04 - 17:08
Limit: FCC_Part15.209_RE(3m)	Engineer: Roy Cheng
Probe: BBHA9120D_1-18GHz	Polarity: Vertical
EUT: 2x2 dual band 802.11ac indoor AP	Power: AC 120V/60Hz
Test Mode: Transmit by 802.11ac-VHT80 at channel 5775MHz Ant 2	

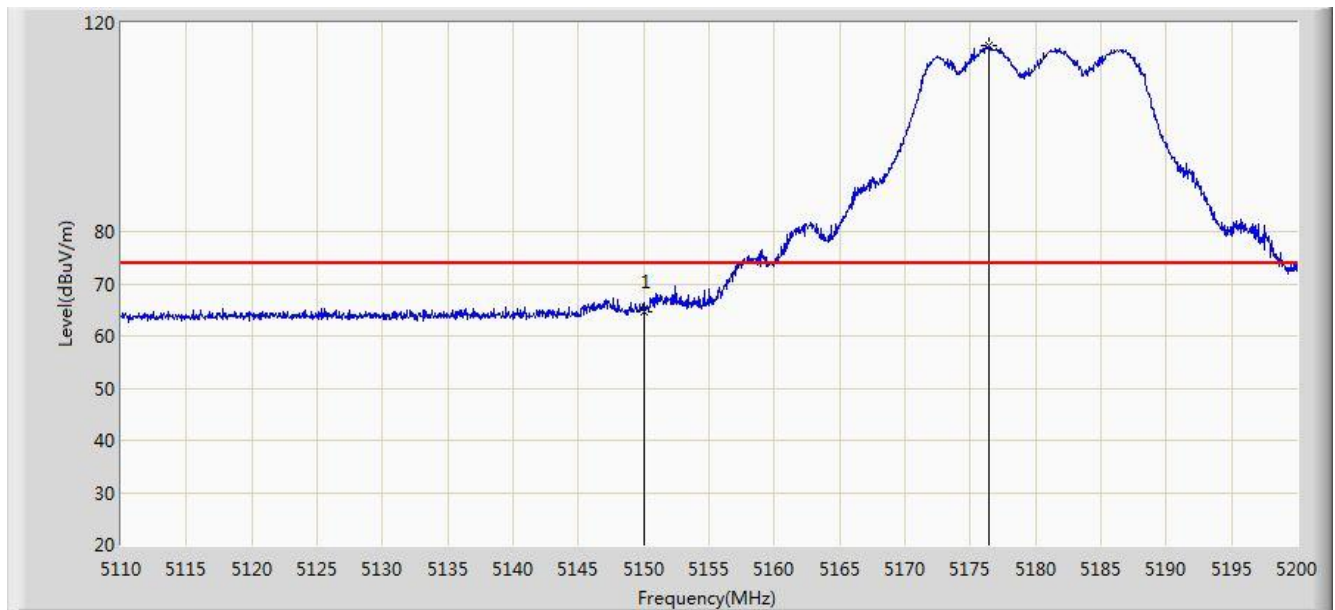


No	Flag	Mark	Frequency (MHz)	Measure Level (dBuV/m)	Reading Level (dBuV)	Over Limit (dB)	Limit (dBuV/m)	Factor (dB)	Type
1			5715.000	52.891	14.053	-1.109	54.000	38.838	AV
2		*	5743.850	83.259	44.273	N/A	N/A	38.986	AV
3			5860.000	51.801	12.405	-2.199	54.000	39.396	AV

Note: Measure Level (dBuV/m) = Reading Level (dBuV) + Factor (dB)

Factor (dB) = Cable Loss (dB) + Antenna Factor (dB/m)

Site: AC 1	Time: 2015/07/04 - 17:11
Limit: FCC_Part15.209_RE(3m)	Engineer: Roy Cheng
Probe: BBHA9120D_1-18GHz	Polarity: Horizontal
EUT: 2x2 dual band 802.11ac indoor AP	Power: AC 120V/60Hz
Test Mode: Transmit by 802.11a at channel 5180MHz Ant 1+2	



No	Flag	Mark	Frequency (MHz)	Measure Level (dBuV/m)	Reading Level (dBuV)	Over Limit (dB)	Limit (dBuV/m)	Factor (dB)	Type
1			5150.000	64.602	26.315	-9.398	74.000	38.287	PK
2		*	5176.465	115.757	77.528	N/A	N/A	38.229	PK

Note: Measure Level (dB $\mu$ V/m) = Reading Level (dB $\mu$ V) + Factor (dB)

Factor (dB) = Cable Loss (dB) + Antenna Factor (dB/m)

Site: AC 1	Time: 2015/07/04 - 17:16
Limit: FCC_Part15.209_RE(3m)	Engineer: Roy Cheng
Probe: BBHA9120D_1-18GHz	Polarity: Horizontal
EUT: 2x2 dual band 802.11ac indoor AP	Power: AC 120V/60Hz
Test Mode: Transmit by 802.11a at channel 5180MHz Ant 1+2	

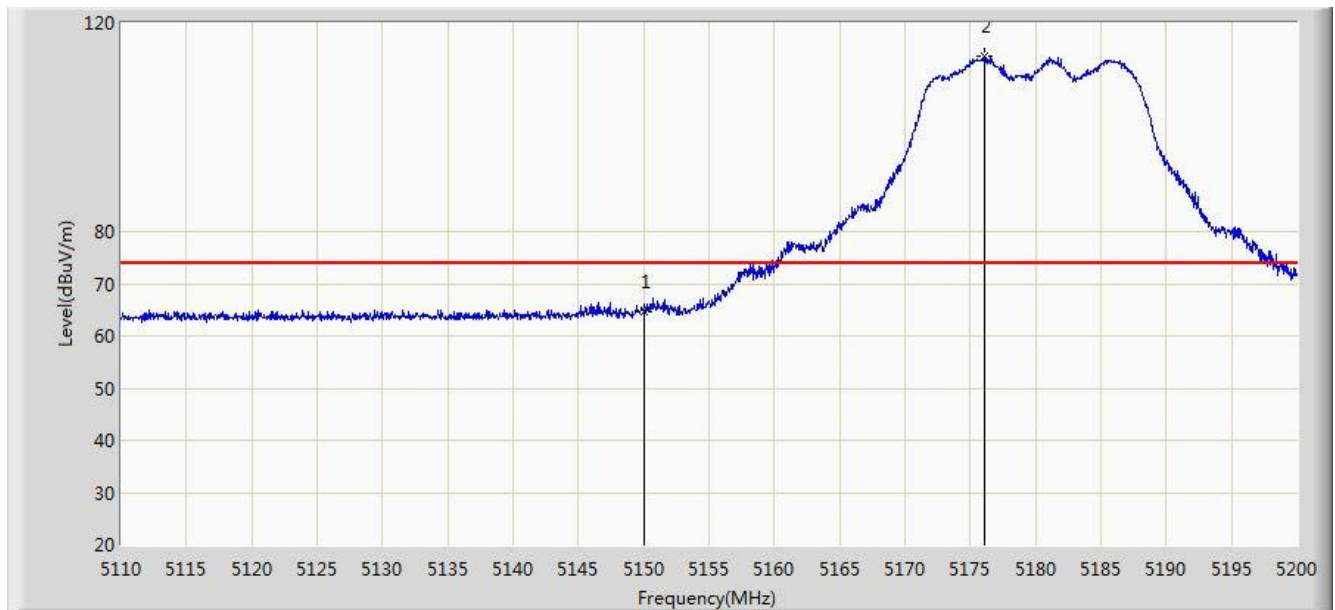


No	Flag	Mark	Frequency (MHz)	Measure Level (dBuV/m)	Reading Level (dBuV)	Over Limit (dB)	Limit (dBuV/m)	Factor (dB)	Type
1			5150.000	51.843	13.556	-2.157	54.000	38.287	AV
2		*	5176.735	101.223	62.995	N/A	N/A	38.228	AV

Note: Measure Level (dB $\mu$ V/m) = Reading Level (dB $\mu$ V) + Factor (dB)

Factor (dB) = Cable Loss (dB) + Antenna Factor (dB/m)

Site: AC 1	Time: 2015/07/04 - 17:17
Limit: FCC_Part15.209_RE(3m)	Engineer: Roy Cheng
Probe: BBHA9120D_1-18GHz	Polarity: Vertical
EUT: 2x2 dual band 802.11ac indoor AP	Power: AC 120V/60Hz
Test Mode: Transmit by 802.11a at channel 5180MHz Ant 1+2	

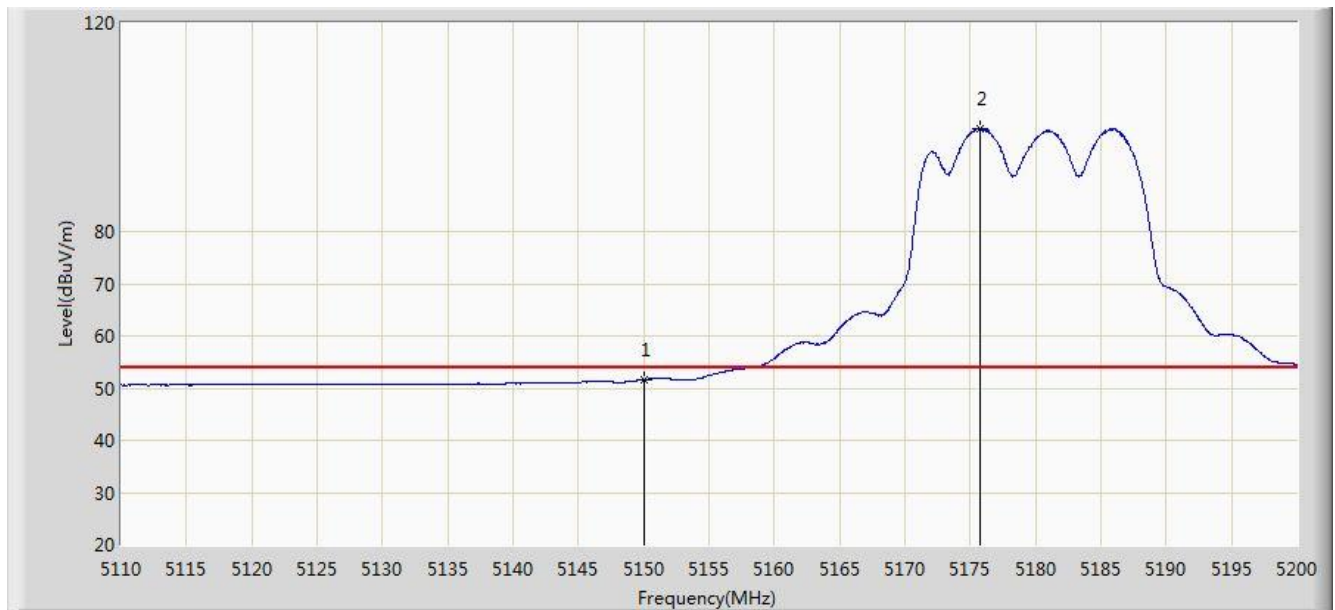


No	Flag	Mark	Frequency (MHz)	Measure Level (dBuV/m)	Reading Level (dBuV)	Over Limit (dB)	Limit (dBuV/m)	Factor (dB)	Type
1			5150.000	64.767	26.480	-9.233	74.000	38.287	PK
2		*	5176.060	113.721	75.491	N/A	N/A	38.230	PK

Note: Measure Level (dB $\mu$ V/m) = Reading Level (dB $\mu$ V) + Factor (dB)

Factor (dB) = Cable Loss (dB) + Antenna Factor (dB/m)

Site: AC 1	Time: 2015/07/04 - 17:21
Limit: FCC_Part15.209_RE(3m)	Engineer: Roy Cheng
Probe: BBHA9120D_1-18GHz	Polarity: Vertical
EUT: 2x2 dual band 802.11ac indoor AP	Power: AC 120V/60Hz
Test Mode: Transmit by 802.11a at channel 5180MHz Ant 1+2	

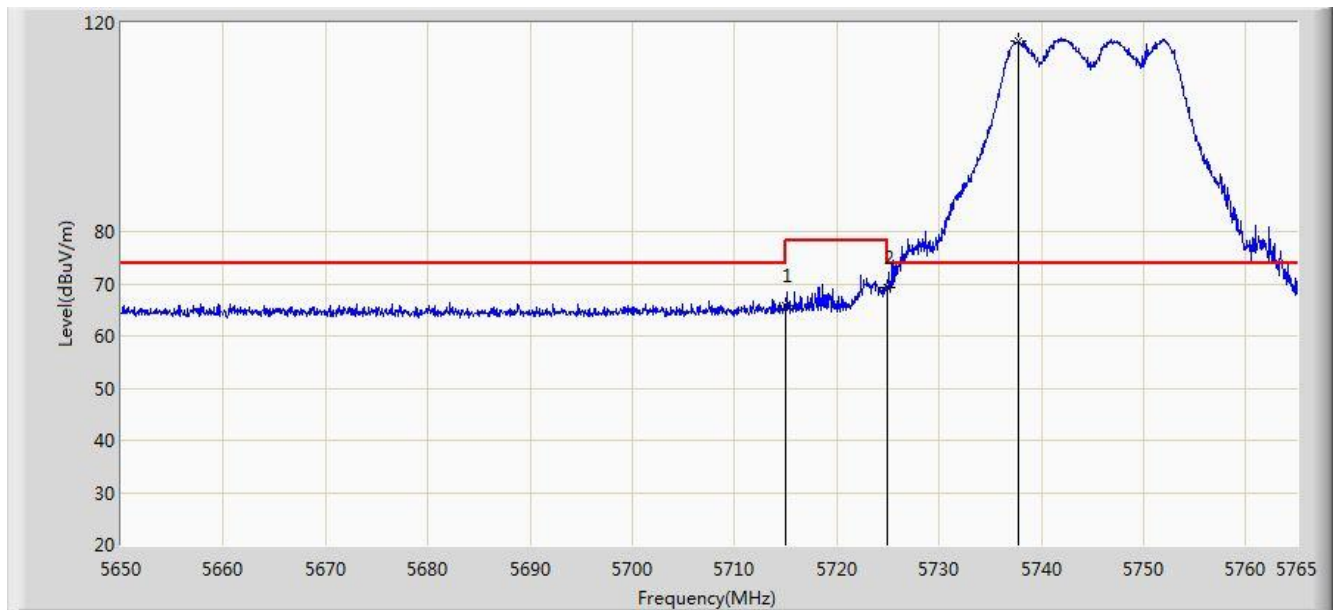


No	Flag	Mark	Frequency (MHz)	Measure Level (dBuV/m)	Reading Level (dBuV)	Over Limit (dB)	Limit (dBuV/m)	Factor (dB)	Type
1			5150.000	51.640	13.353	-2.360	54.000	38.287	AV
2		*	5175.745	99.815	61.584	N/A	N/A	38.231	AV

Note: Measure Level (dB $\mu$ V/m) = Reading Level (dB $\mu$ V) + Factor (dB)

Factor (dB) = Cable Loss (dB) + Antenna Factor (dB/m)

Site: AC 1	Time: 2015/07/04 - 17:29
Limit: FCC_Part15.209_RE(3m)	Engineer: Roy Cheng
Probe: BBHA9120D_1-18GHz	Polarity: Horizontal
EUT: 2x2 dual band 802.11ac indoor AP	Power: AC 120V/60Hz
Test Mode: Transmit by 802.11a at channel 5745MHz Ant 1+2	

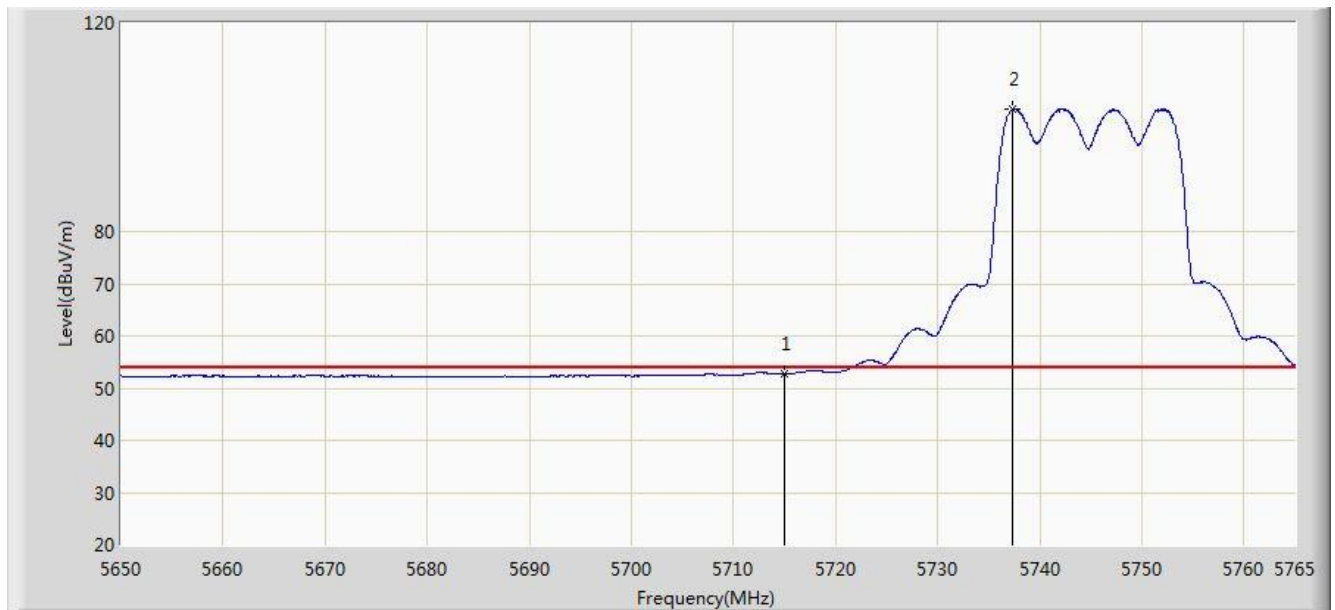


No	Flag	Mark	Frequency (MHz)	Measure Level (dBuV/m)	Reading Level (dBuV)	Over Limit (dB)	Limit (dBuV/m)	Factor (dB)	Type
1			5715.000	65.712	26.874	-8.288	74.000	38.838	PK
2			5725.000	69.328	30.438	-8.872	78.200	38.890	PK
3		*	5737.803	116.441	77.484	N/A	N/A	38.957	PK

Note: Measure Level (dB $\mu$ V/m) = Reading Level (dB $\mu$ V) + Factor (dB)

Factor (dB) = Cable Loss (dB) + Antenna Factor (dB/m)

Site: AC 1	Time: 2015/07/04 - 17:37
Limit: FCC_Part15.209_RE(3m)	Engineer: Roy Cheng
Probe: BBHA9120D_1-18GHz	Polarity: Horizontal
EUT: 2x2 dual band 802.11ac indoor AP	Power: AC 120V/60Hz
Test Mode: Transmit by 802.11a at channel 5745MHz Ant 1+2	



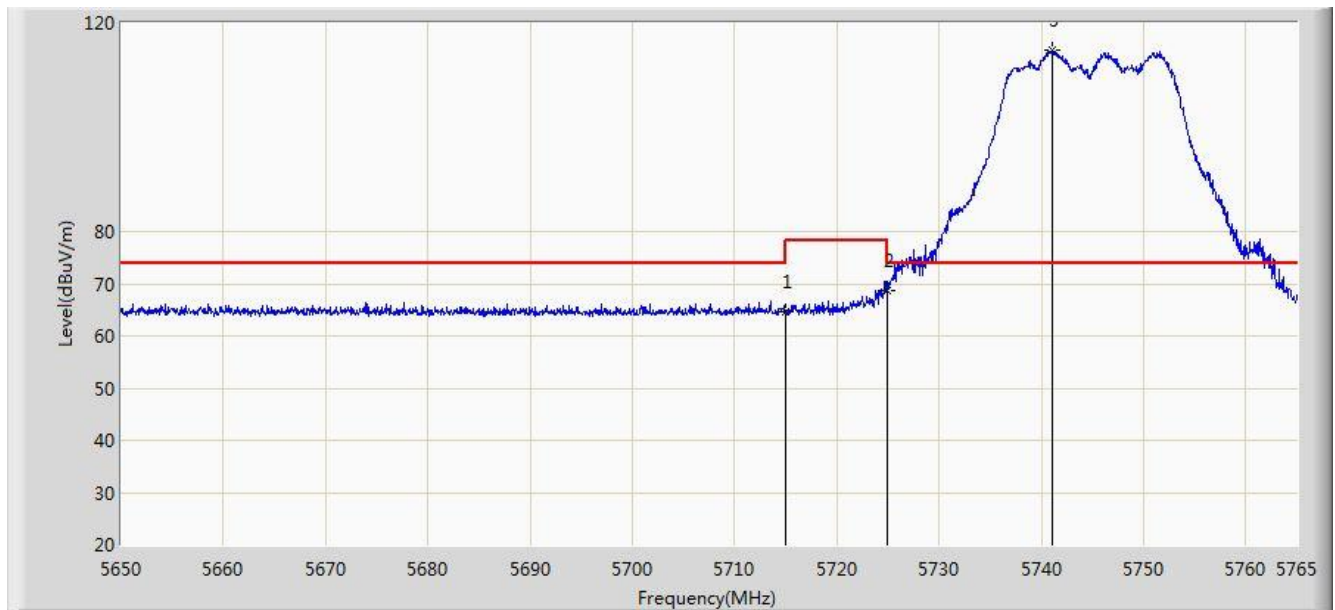
No	Flag	Mark	Frequency (MHz)	Measure Level (dBuV/m)	Reading Level (dBuV)	Over Limit (dB)	Limit (dBuV/m)	Factor (dB)	Type
1			5715.000	52.692	13.854	-1.308	54.000	38.838	AV
2		*	5737.400	103.519	64.564	N/A	N/A	38.955	AV

Note: Measure Level (dB $\mu$ V/m) = Reading Level (dB $\mu$ V) + Factor (dB)

Factor (dB) = Cable Loss (dB) + Antenna Factor (dB/m)



Site: AC 1	Time: 2015/07/04 - 17:38
Limit: FCC_Part15.209_RE(3m)	Engineer: Roy Cheng
Probe: BBHA9120D_1-18GHz	Polarity: Vertical
EUT: 2x2 dual band 802.11ac indoor AP	Power: AC 120V/60Hz
Test Mode: Transmit by 802.11a at channel 5745MHz Ant 1+2	

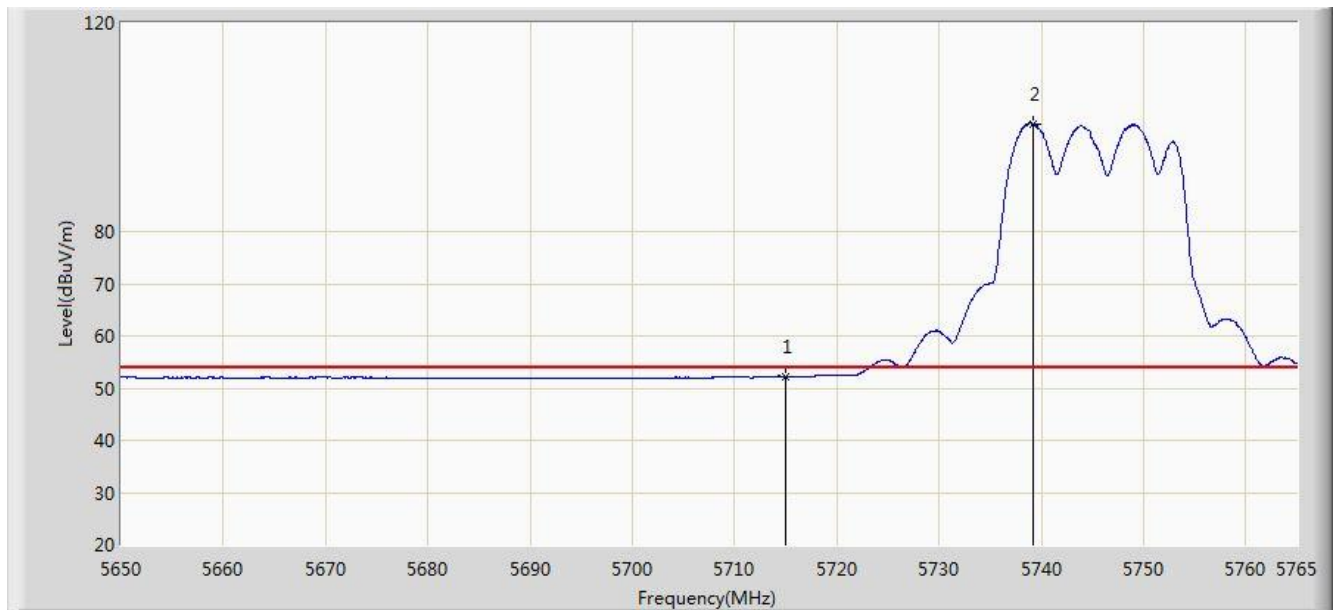


No	Flag	Mark	Frequency (MHz)	Measure Level (dBuV/m)	Reading Level (dBuV)	Over Limit (dB)	Limit (dBuV/m)	Factor (dB)	Type
1			5715.000	64.719	25.881	-9.281	74.000	38.838	PK
2			5725.000	68.700	29.810	-9.500	78.200	38.890	PK
3		*	5741.138	114.880	75.907	N/A	N/A	38.973	PK

Note: Measure Level (dB $\mu$ V/m) = Reading Level (dB $\mu$ V) + Factor (dB)

Factor (dB) = Cable Loss (dB) + Antenna Factor (dB/m)

Site: AC 1	Time: 2015/07/04 - 17:42
Limit: FCC_Part15.209_RE(3m)	Engineer: Roy Cheng
Probe: BBHA9120D_1-18GHz	Polarity: Vertical
EUT: 2x2 dual band 802.11ac indoor AP	Power: AC 120V/60Hz
Test Mode: Transmit by 802.11a at channel 5745MHz Ant 1+2	

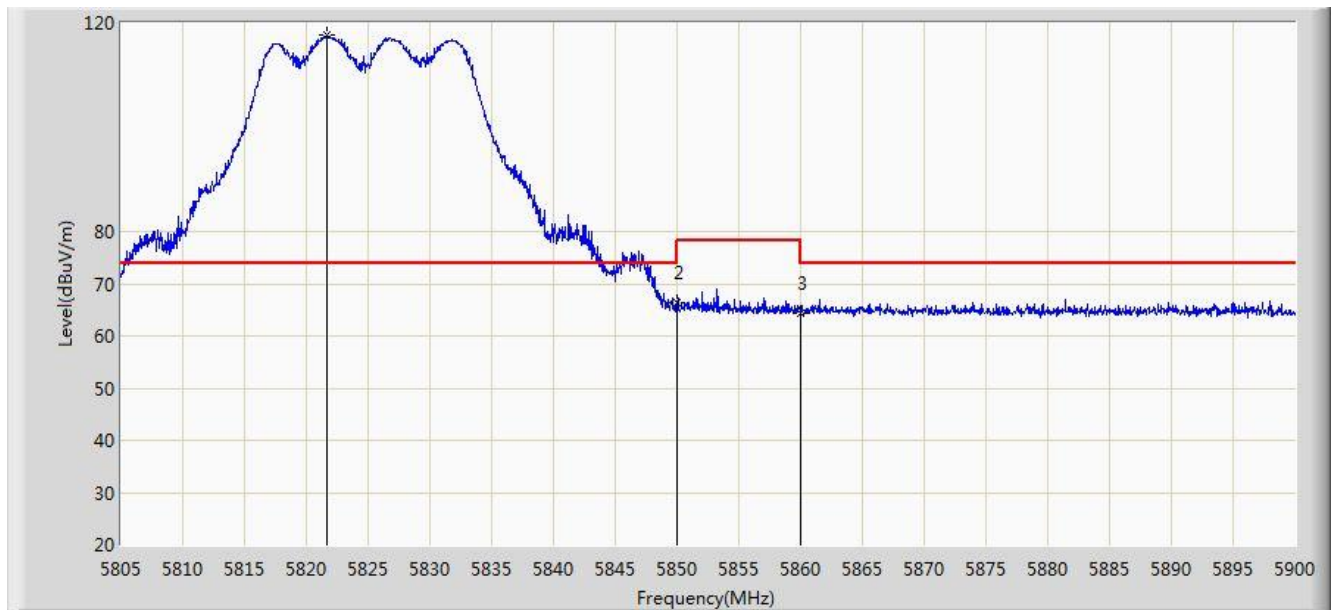


No	Flag	Mark	Frequency (MHz)	Measure Level (dBuV/m)	Reading Level (dBuV)	Over Limit (dB)	Limit (dBuV/m)	Factor (dB)	Type
1			5715.000	52.280	13.442	-1.720	54.000	38.838	AV
2		*	5739.240	100.673	61.709	N/A	N/A	38.964	AV

Note: Measure Level (dB $\mu$ V/m) = Reading Level (dB $\mu$ V) + Factor (dB)

Factor (dB) = Cable Loss (dB) + Antenna Factor (dB/m)

Site: AC 1	Time: 2015/07/04 - 17:44
Limit: FCC_Part15.209_RE(3m)	Engineer: Roy Cheng
Probe: BBHA9120D_1-18GHz	Polarity: Horizontal
EUT: 2x2 dual band 802.11ac indoor AP	Power: AC 120V/60Hz
Test Mode: Transmit by 802.11a at channel 5825MHz Ant 1+2	

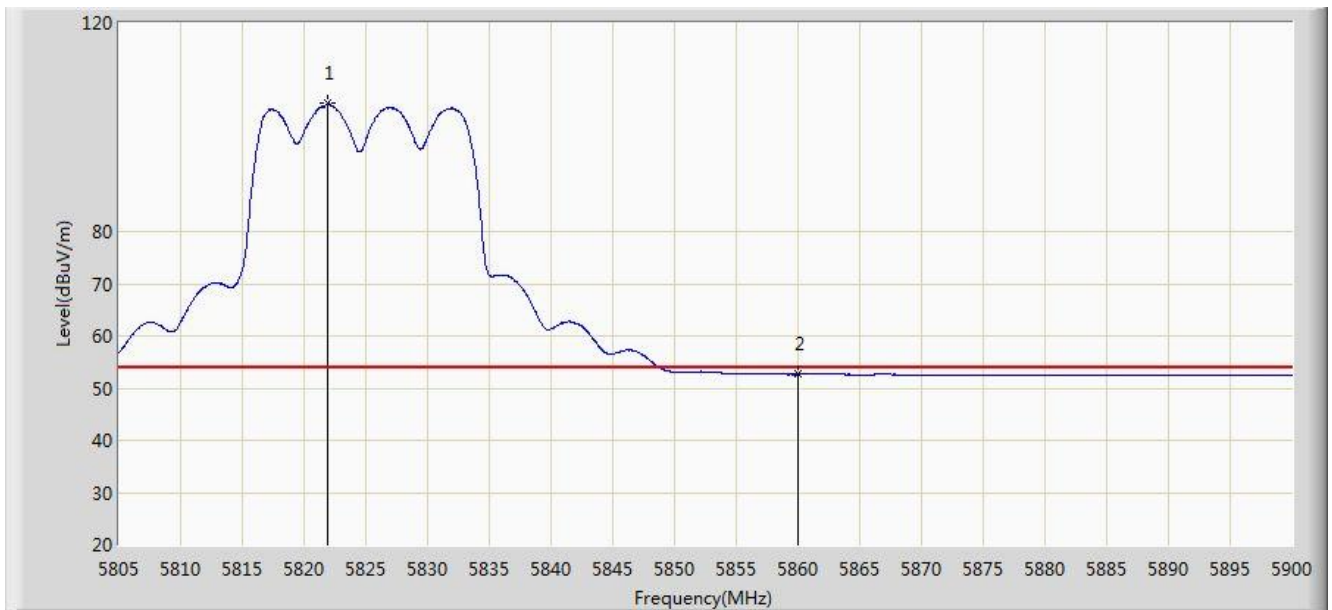


No	Flag	Mark	Frequency (MHz)	Measure Level (dBuV/m)	Reading Level (dBuV)	Over Limit (dB)	Limit (dBuV/m)	Factor (dB)	Type
1		*	5821.720	117.571	78.272	N/A	N/A	39.299	PK
2			5850.000	66.489	27.108	-11.711	78.200	39.381	PK
3			5860.000	64.446	25.050	-9.554	74.000	39.396	PK

Note: Measure Level (dB $\mu$ V/m) = Reading Level (dB $\mu$ V) + Factor (dB)

Factor (dB) = Cable Loss (dB) + Antenna Factor (dB/m)

Site: AC 1	Time: 2015/07/04 - 17:46
Limit: FCC_Part15.209_RE(3m)	Engineer: Roy Cheng
Probe: BBHA9120D_1-18GHz	Polarity: Horizontal
EUT: 2x2 dual band 802.11ac indoor AP	Power: AC 120V/60Hz
Test Mode: Transmit by 802.11a at channel 5825MHz Ant 1+2	

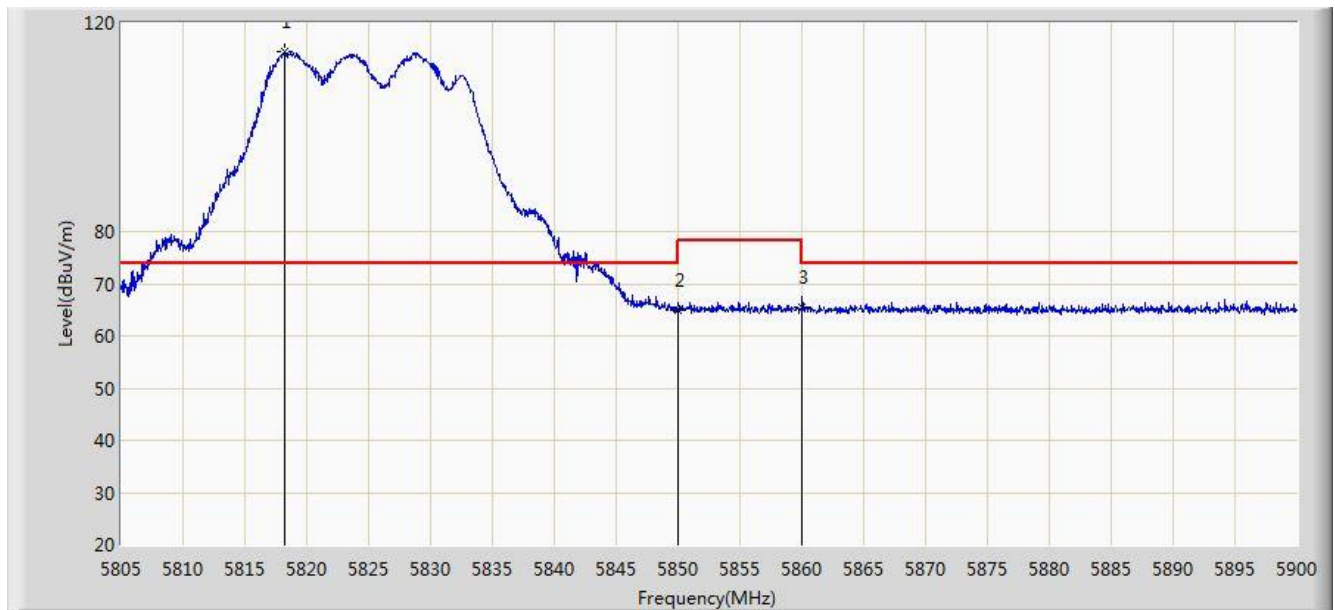


No	Flag	Mark	Frequency (MHz)	Measure Level (dBuV/m)	Reading Level (dBuV)	Over Limit (dB)	Limit (dBuV/m)	Factor (dB)	Type
1		*	5821.958	104.635	65.335	N/A	N/A	39.300	AV
2			5860.000	52.634	13.238	-1.366	54.000	39.396	AV

Note: Measure Level (dB $\mu$ V/m) = Reading Level (dB $\mu$ V) + Factor (dB)

Factor (dB) = Cable Loss (dB) + Antenna Factor (dB/m)

Site: AC 1	Time: 2015/07/04 - 17:48
Limit: FCC_Part15.209_RE(3m)	Engineer: Roy Cheng
Probe: BBHA9120D_1-18GHz	Polarity: Vertical
EUT: 2x2 dual band 802.11ac indoor AP	Power: AC 120V/60Hz
Test Mode: Transmit by 802.11a at channel 5825MHz Ant 1+2	

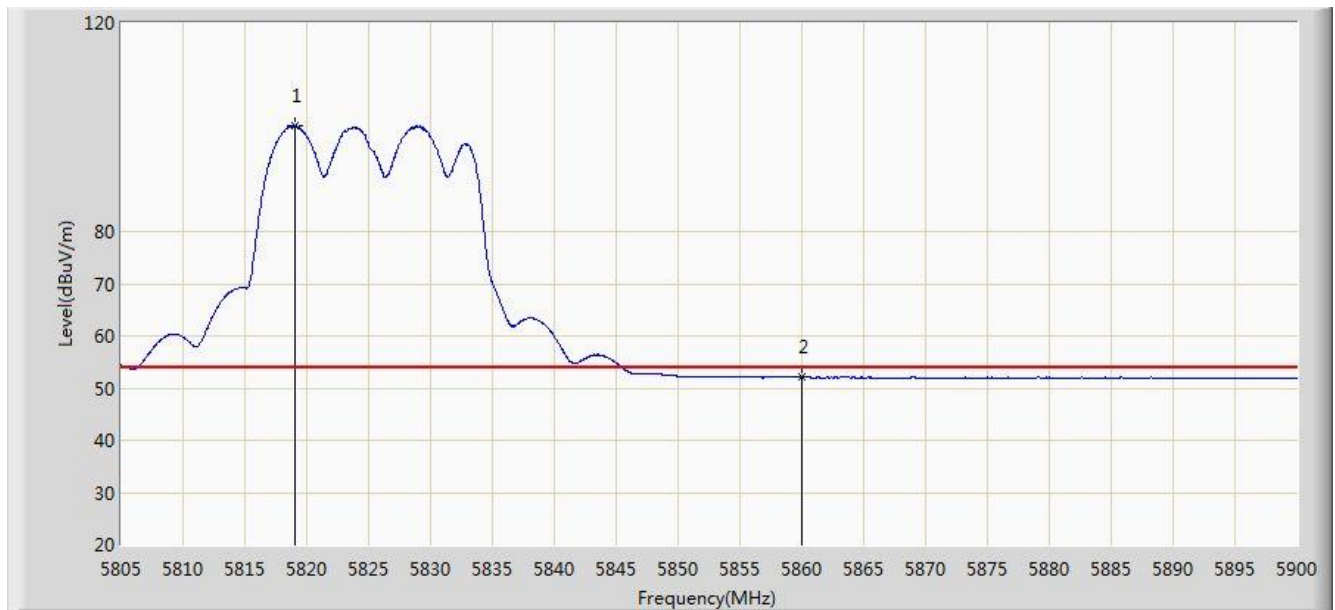


No	Flag	Mark	Frequency (MHz)	Measure Level (dBuV/m)	Reading Level (dBuV)	Over Limit (dB)	Limit (dBuV/m)	Factor (dB)	Type
1		*	5818.205	114.574	75.286	N/A	N/A	39.288	PK
2			5850.000	64.822	25.441	-13.378	78.200	39.381	PK
3			5860.000	65.404	26.008	-8.596	74.000	39.396	PK

Note: Measure Level (dB $\mu$ V/m) = Reading Level (dB $\mu$ V) + Factor (dB)

Factor (dB) = Cable Loss (dB) + Antenna Factor (dB/m)

Site: AC 1	Time: 2015/07/04 - 17:52
Limit: FCC_Part15.209_RE(3m)	Engineer: Roy Cheng
Probe: BBHA9120D_1-18GHz	Polarity: Vertical
EUT: 2x2 dual band 802.11ac indoor AP	Power: AC 120V/60Hz
Test Mode: Transmit by 802.11a at channel 5825MHz Ant 1+2	

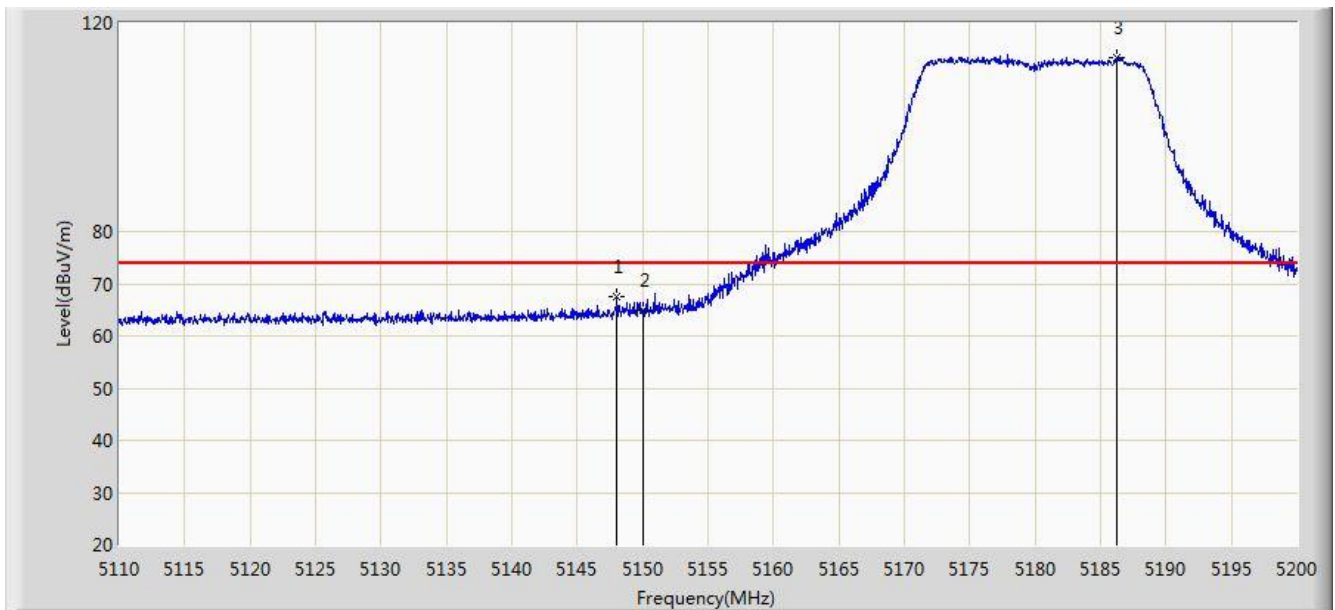


No	Flag	Mark	Frequency (MHz)	Measure Level (dBuV/m)	Reading Level (dBuV)	Over Limit (dB)	Limit (dBuV/m)	Factor (dB)	Type
1		*	5819.013	100.320	61.029	N/A	N/A	39.291	AV
2			5860.000	52.070	12.674	-1.930	54.000	39.396	AV

Note: Measure Level (dB $\mu$ V/m) = Reading Level (dB $\mu$ V) + Factor (dB)

Factor (dB) = Cable Loss (dB) + Antenna Factor (dB/m)

Site: AC 1	Time: 2015/07/04 - 17:56
Limit: FCC_Part15.209_RE(3m)	Engineer: Roy Cheng
Probe: BBHA9120D_1-18GHz	Polarity: Horizontal
EUT: 2x2 dual band 802.11ac indoor AP	Power: AC 120V/60Hz
Test Mode: Transmit by 802.11n-HT20 at channel 5180MHz Ant 1+2	

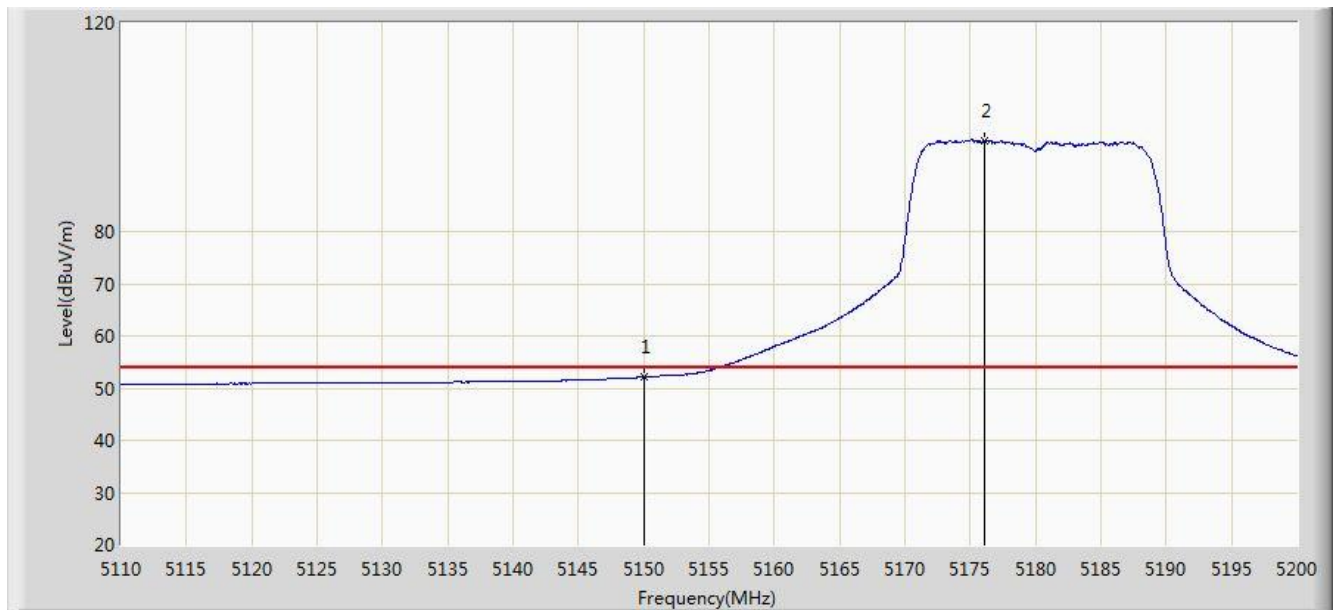


No	Flag	Mark	Frequency (MHz)	Measure Level (dBuV/m)	Reading Level (dBuV)	Over Limit (dB)	Limit (dBuV/m)	Factor (dB)	Type
1			5148.025	67.399	29.111	-6.601	74.000	38.288	PK
2			5150.000	64.852	26.565	-9.148	74.000	38.287	PK
3		*	5186.230	113.422	75.218	N/A	N/A	38.205	PK

Note: Measure Level (dB $\mu$ V/m) = Reading Level (dB $\mu$ V) + Factor (dB)

Factor (dB) = Cable Loss (dB) + Antenna Factor (dB/m)

Site: AC 1	Time: 2015/07/04 - 18:00
Limit: FCC_Part15.209_RE(3m)	Engineer: Roy Cheng
Probe: BBHA9120D_1-18GHz	Polarity: Horizontal
EUT: 2x2 dual band 802.11ac indoor AP	Power: AC 120V/60Hz
Test Mode: Transmit by 802.11n-HT20 at channel 5180MHz Ant 1+2	



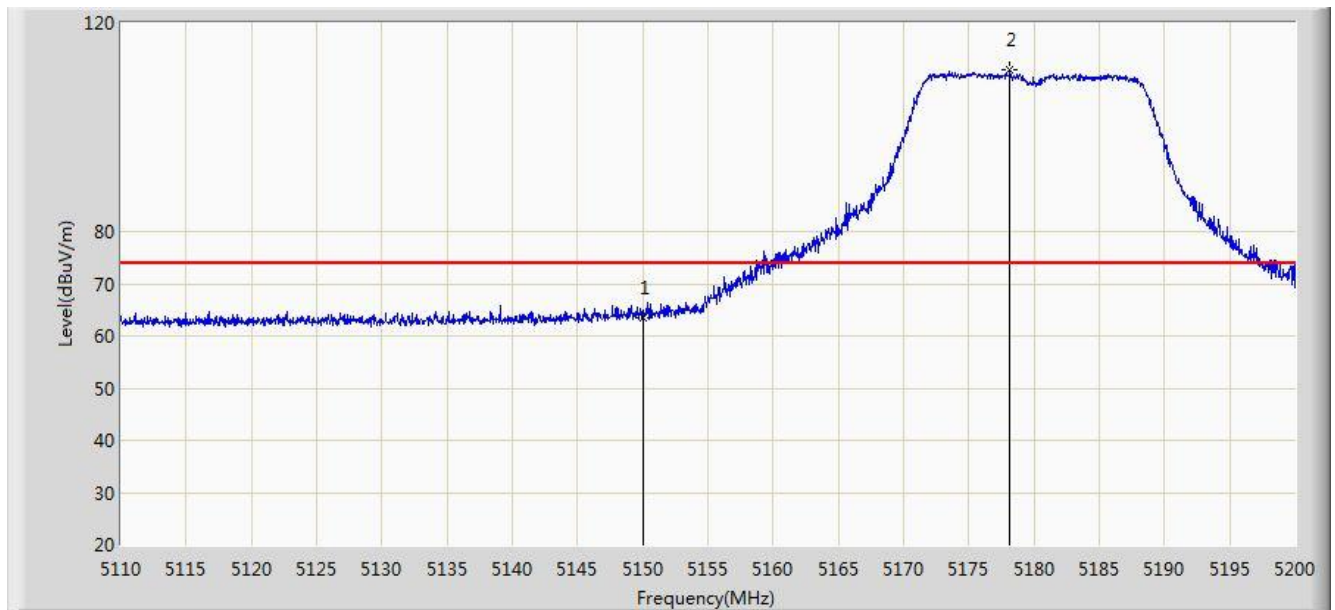
No	Flag	Mark	Frequency (MHz)	Measure Level (dBuV/m)	Reading Level (dBuV)	Over Limit (dB)	Limit (dBuV/m)	Factor (dB)	Type
1			5150.000	52.128	13.841	-1.872	54.000	38.287	AV
2		*	5176.060	97.491	59.261	N/A	N/A	38.230	AV

Note: Measure Level (dB $\mu$ V/m) = Reading Level (dB $\mu$ V) + Factor (dB)

Factor (dB) = Cable Loss (dB) + Antenna Factor (dB/m)



Site: AC 1	Time: 2015/07/04 - 18:00
Limit: FCC_Part15.209_RE(3m)	Engineer: Roy Cheng
Probe: BBHA9120D_1-18GHz	Polarity: Vertical
EUT: 2x2 dual band 802.11ac indoor AP	Power: AC 120V/60Hz
Test Mode: Transmit by 802.11n-HT20 at channel 5180MHz Ant 1+2	

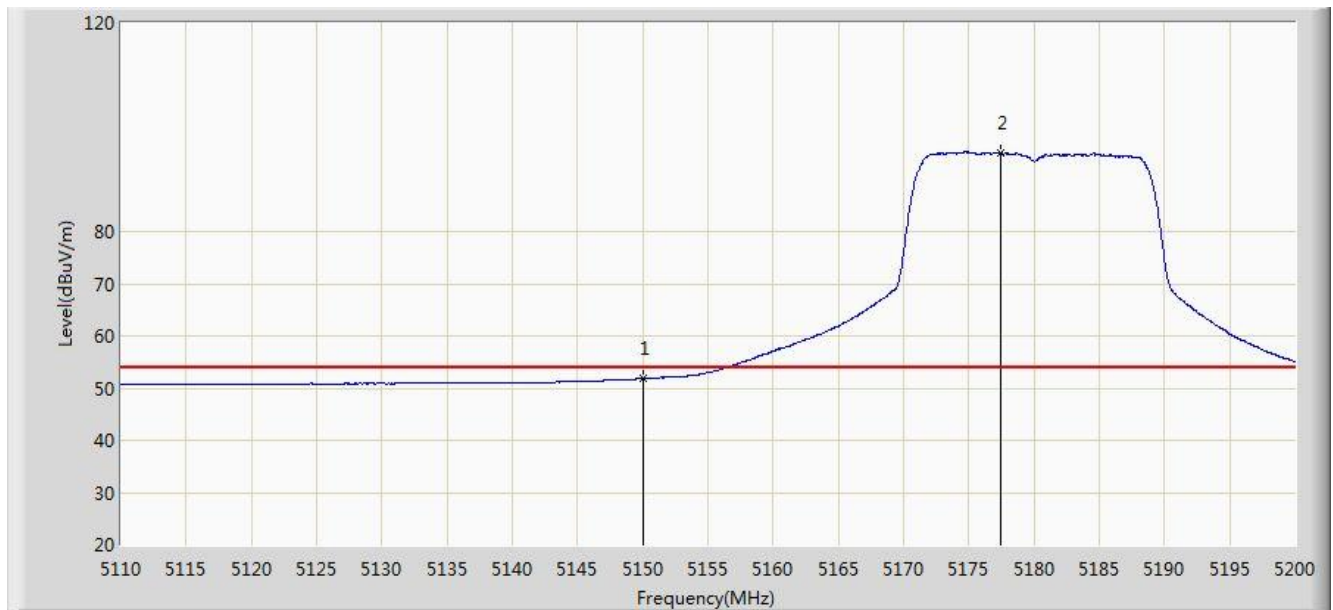


No	Flag	Mark	Frequency (MHz)	Measure Level (dBuV/m)	Reading Level (dBuV)	Over Limit (dB)	Limit (dBuV/m)	Factor (dB)	Type
1			5150.000	63.422	25.135	-10.578	74.000	38.287	PK
2		*	5178.175	111.038	72.813	N/A	N/A	38.224	PK

Note: Measure Level (dB $\mu$ V/m) = Reading Level (dB $\mu$ V) + Factor (dB)

Factor (dB) = Cable Loss (dB) + Antenna Factor (dB/m)

Site: AC 1	Time: 2015/07/04 - 18:01
Limit: FCC_Part15.209_RE(3m)	Engineer: Roy Cheng
Probe: BBHA9120D_1-18GHz	Polarity: Vertical
EUT: 2x2 dual band 802.11ac indoor AP	Power: AC 120V/60Hz
Test Mode: Transmit by 802.11n-HT20 at channel 5180MHz Ant 1+2	

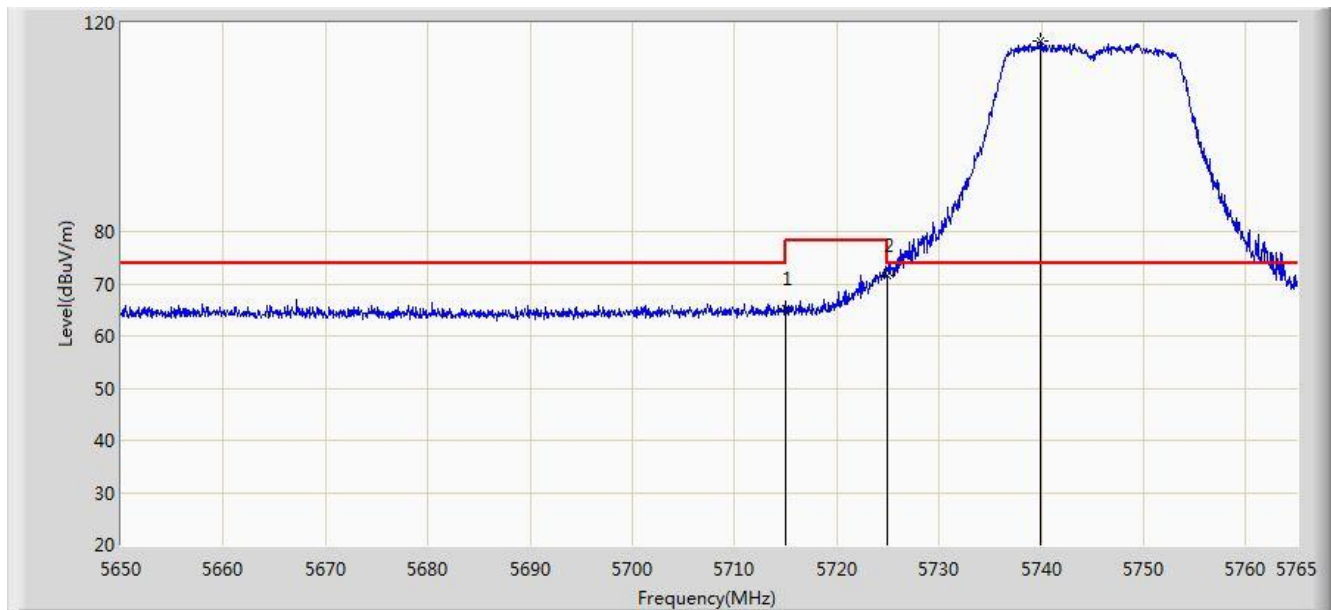


No	Flag	Mark	Frequency (MHz)	Measure Level (dBuV/m)	Reading Level (dBuV)	Over Limit (dB)	Limit (dBuV/m)	Factor (dB)	Type
1			5150.000	51.799	13.512	-2.201	54.000	38.287	AV
2		*	5177.410	95.102	56.875	N/A	N/A	38.227	AV

Note: Measure Level (dB $\mu$ V/m) = Reading Level (dB $\mu$ V) + Factor (dB)

Factor (dB) = Cable Loss (dB) + Antenna Factor (dB/m)

Site: AC 1	Time: 2015/07/04 - 18:02
Limit: FCC_Part15.209_RE(3m)	Engineer: Roy Cheng
Probe: BBHA9120D_1-18GHz	Polarity: Horizontal
EUT: 2x2 dual band 802.11ac indoor AP	Power: AC 120V/60Hz
Test Mode: Transmit by 802.11n-HT20 at channel 5745MHz Ant 1+2	

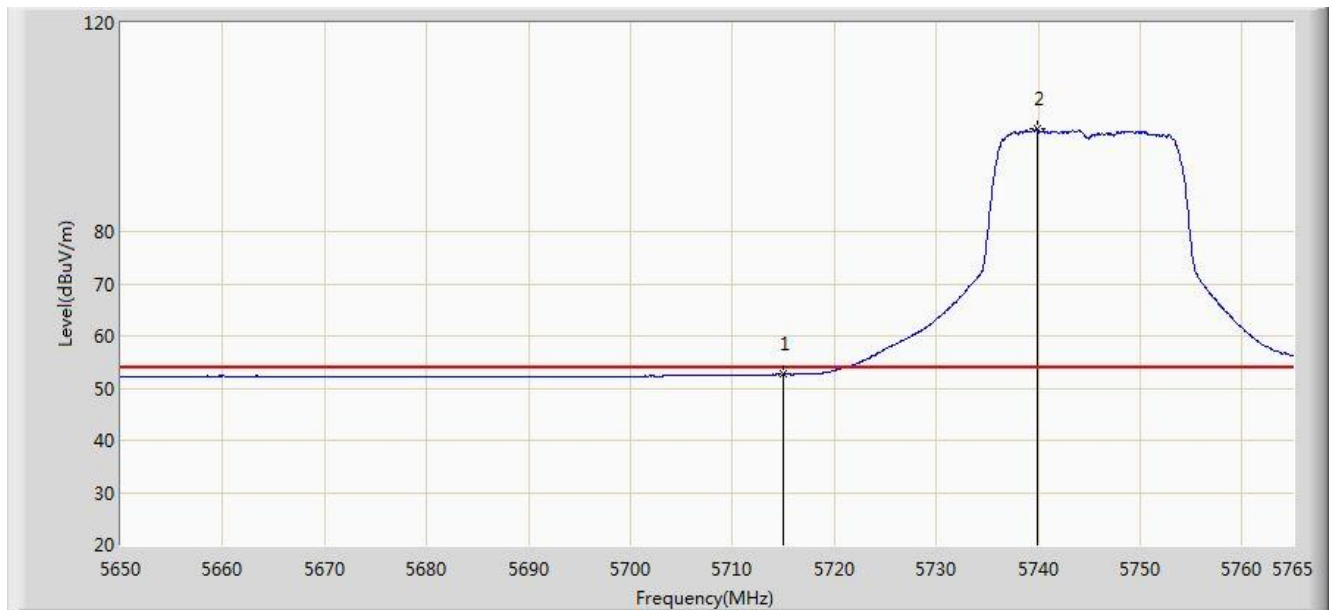


No	Flag	Mark	Frequency (MHz)	Measure Level (dBuV/m)	Reading Level (dBuV)	Over Limit (dB)	Limit (dBuV/m)	Factor (dB)	Type
1			5715.000	65.356	26.518	-8.644	74.000	38.838	PK
2			5725.000	71.640	32.750	-6.560	78.200	38.890	PK
3		*	5739.930	116.639	77.672	N/A	N/A	38.968	PK

Note: Measure Level (dB $\mu$ V/m) = Reading Level (dB $\mu$ V) + Factor (dB)

Factor (dB) = Cable Loss (dB) + Antenna Factor (dB/m)

Site: AC 1	Time: 2015/07/04 - 18:03
Limit: FCC_Part15.209_RE(3m)	Engineer: Roy Cheng
Probe: BBHA9120D_1-18GHz	Polarity: Horizontal
EUT: 2x2 dual band 802.11ac indoor AP	Power: AC 120V/60Hz
Test Mode: Transmit by 802.11n-HT20 at channel 5745MHz Ant 1+2	

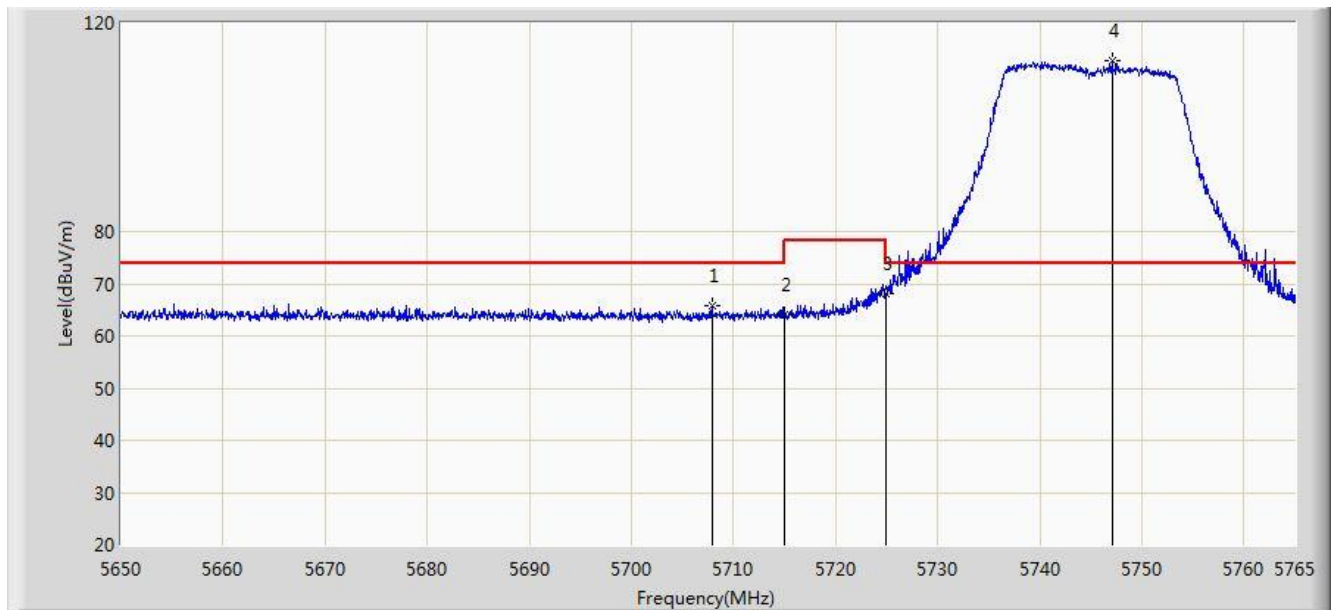


No	Flag	Mark	Frequency (MHz)	Measure Level (dBuV/m)	Reading Level (dBuV)	Over Limit (dB)	Limit (dBuV/m)	Factor (dB)	Type
1			5715.000	52.628	13.790	-1.372	54.000	38.838	AV
2		*	5739.873	99.724	60.757	N/A	N/A	38.967	AV

Note: Measure Level (dB $\mu$ V/m) = Reading Level (dB $\mu$ V) + Factor (dB)

Factor (dB) = Cable Loss (dB) + Antenna Factor (dB/m)

Site: AC 1	Time: 2015/07/04 - 18:03
Limit: FCC_Part15.209_RE(3m)	Engineer: Roy Cheng
Probe: BBHA9120D_1-18GHz	Polarity: Vertical
EUT: 2x2 dual band 802.11ac indoor AP	Power: AC 120V/60Hz
Test Mode: Transmit by 802.11n-HT20 at channel 5745MHz Ant 1+2	

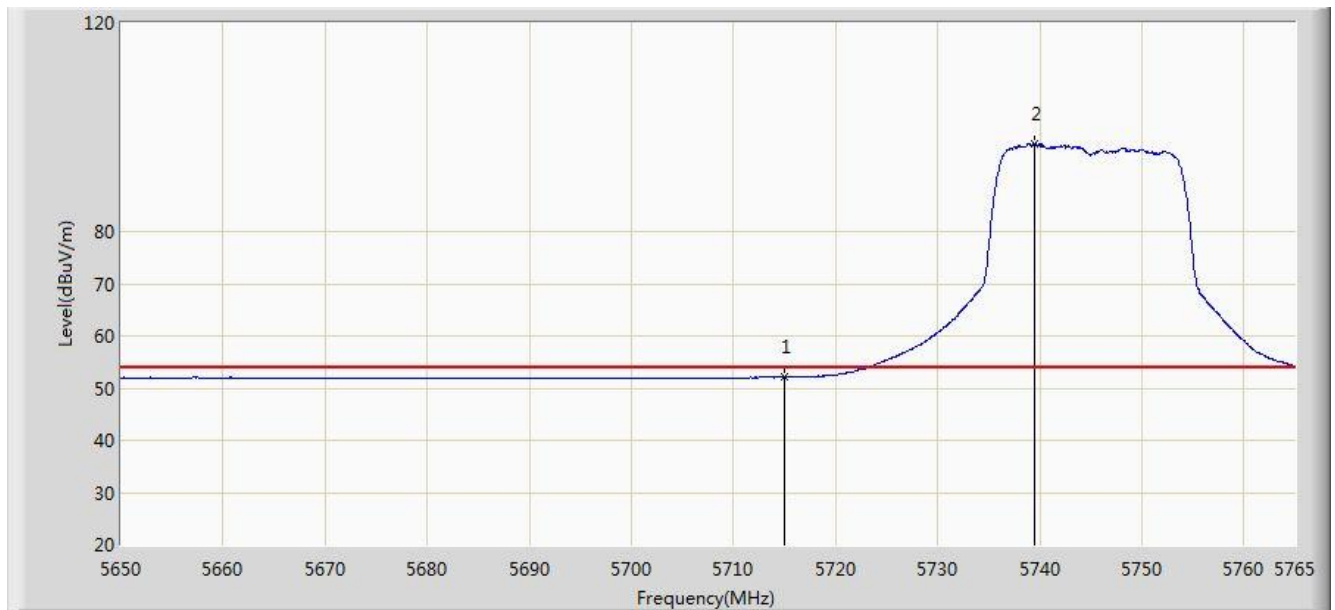


No	Flag	Mark	Frequency (MHz)	Measure Level (dBuV/m)	Reading Level (dBuV)	Over Limit (dB)	Limit (dBuV/m)	Factor (dB)	Type
1			5707.902	65.782	26.980	-8.218	74.000	38.802	PK
2			5715.000	64.178	25.340	-9.822	74.000	38.838	PK
3			5725.000	68.207	29.317	-9.993	78.200	38.890	PK
4		*	5747.060	112.665	73.663	N/A	N/A	39.002	PK

Note: Measure Level (dB $\mu$ V/m) = Reading Level (dB $\mu$ V) + Factor (dB)

Factor (dB) = Cable Loss (dB) + Antenna Factor (dB/m)

Site: AC 1	Time: 2015/07/04 - 18:04
Limit: FCC_Part15.209_RE(3m)	Engineer: Roy Cheng
Probe: BBHA9120D_1-18GHz	Polarity: Vertical
EUT: 2x2 dual band 802.11ac indoor AP	Power: AC 120V/60Hz
Test Mode: Transmit by 802.11n-HT20 at channel 5745MHz Ant 1+2	

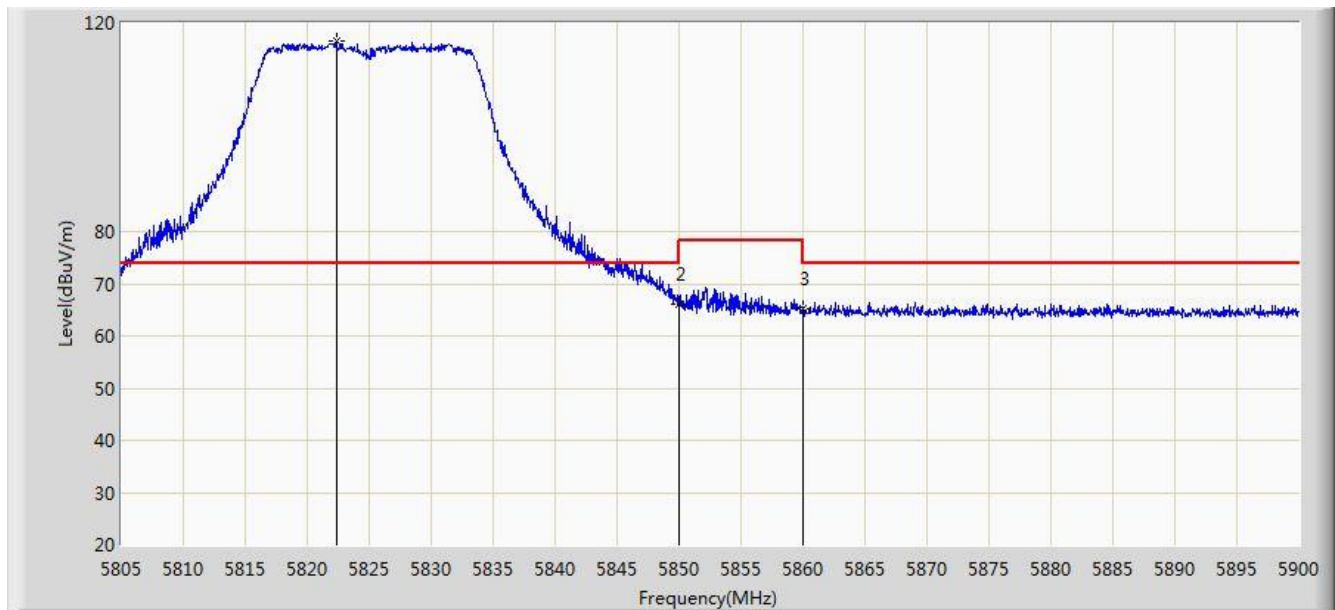


No	Flag	Mark	Frequency (MHz)	Measure Level (dBuV/m)	Reading Level (dBuV)	Over Limit (dB)	Limit (dBuV/m)	Factor (dB)	Type
1			5715.000	52.122	13.284	-1.878	54.000	38.838	AV
2		*	5739.527	96.810	57.845	N/A	N/A	38.965	AV

Note: Measure Level (dB $\mu$ V/m) = Reading Level (dB $\mu$ V) + Factor (dB)

Factor (dB) = Cable Loss (dB) + Antenna Factor (dB/m)

Site: AC 1	Time: 2015/07/04 - 18:05
Limit: FCC_Part15.209_RE(3m)	Engineer: Roy Cheng
Probe: BBHA9120D_1-18GHz	Polarity: Horizontal
EUT: 2x2 dual band 802.11ac indoor AP	Power: AC 120V/60Hz
Test Mode: Transmit by 802.11n-HT20 at channel 5825MHz Ant 1+2	

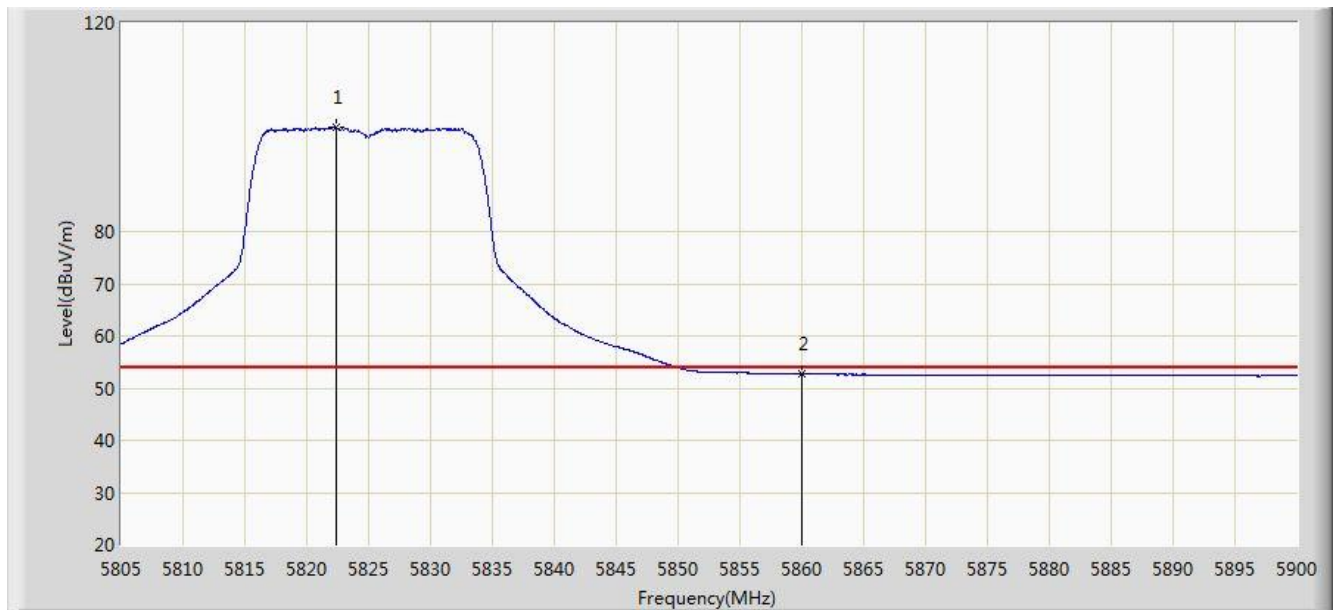


No	Flag	Mark	Frequency (MHz)	Measure Level (dBuV/m)	Reading Level (dBuV)	Over Limit (dB)	Limit (dBuV/m)	Factor (dB)	Type
1		*	5822.337	116.592	77.291	N/A	N/A	39.301	PK
2			5850.000	66.043	26.662	-12.157	78.200	39.381	PK
3			5860.000	65.160	25.764	-8.840	74.000	39.396	PK

Note: Measure Level (dB $\mu$ V/m) = Reading Level (dB $\mu$ V) + Factor (dB)

Factor (dB) = Cable Loss (dB) + Antenna Factor (dB/m)

Site: AC 1	Time: 2015/07/04 - 18:06
Limit: FCC_Part15.209_RE(3m)	Engineer: Roy Cheng
Probe: BBHA9120D_1-18GHz	Polarity: Horizontal
EUT: 2x2 dual band 802.11ac indoor AP	Power: AC 120V/60Hz
Test Mode: Transmit by 802.11n-HT20 at channel 5825MHz Ant 1+2	



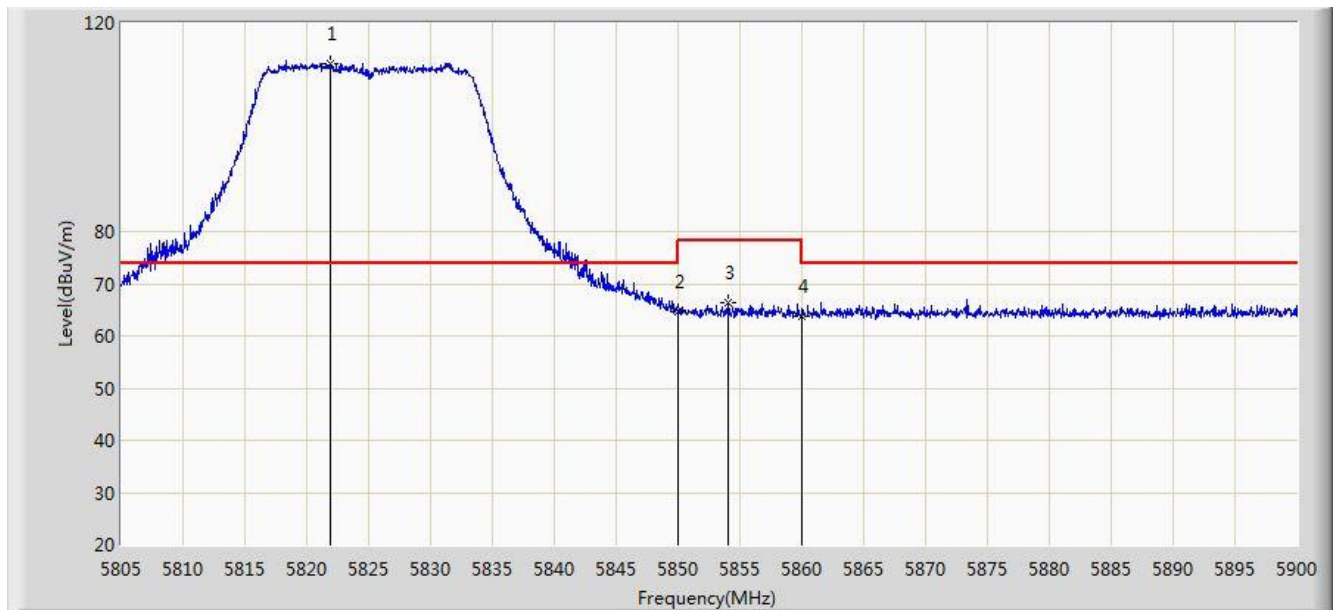
No	Flag	Mark	Frequency (MHz)	Measure Level (dBuV/m)	Reading Level (dBuV)	Over Limit (dB)	Limit (dBuV/m)	Factor (dB)	Type
1		*	5822.385	100.078	60.777	N/A	N/A	39.301	AV
2			5860.000	52.668	13.272	-1.332	54.000	39.396	AV

Note: Measure Level (dB $\mu$ V/m) = Reading Level (dB $\mu$ V) + Factor (dB)

Factor (dB) = Cable Loss (dB) + Antenna Factor (dB/m)



Site: AC 1	Time: 2015/07/04 - 18:06
Limit: FCC_Part15.209_RE(3m)	Engineer: Roy Cheng
Probe: BBHA9120D_1-18GHz	Polarity: Vertical
EUT: 2x2 dual band 802.11ac indoor AP	Power: AC 120V/60Hz
Test Mode: Transmit by 802.11n-HT20 at channel 5825MHz Ant 1+2	

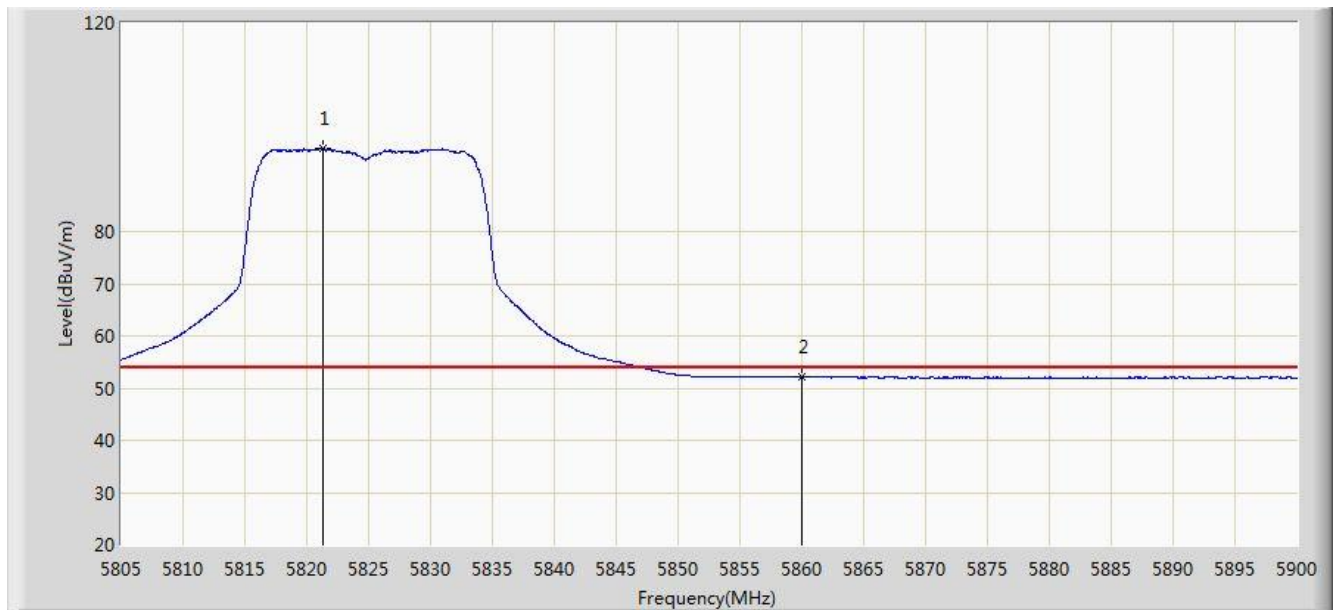


No	Flag	Mark	Frequency (MHz)	Measure Level (dBuV/m)	Reading Level (dBuV)	Over Limit (dB)	Limit (dBuV/m)	Factor (dB)	Type
1		*	5821.862	112.203	72.903	N/A	N/A	39.299	PK
2			5850.000	64.552	25.171	-13.648	78.200	39.381	PK
3			5854.020	66.377	26.990	-11.823	78.200	39.387	PK
4			5860.000	63.802	24.406	-10.198	74.000	39.396	PK

Note: Measure Level (dB $\mu$ V/m) = Reading Level (dB $\mu$ V) + Factor (dB)

Factor (dB) = Cable Loss (dB) + Antenna Factor (dB/m)

Site: AC 1	Time: 2015/07/04 - 18:08
Limit: FCC_Part15.209_RE(3m)	Engineer: Roy Cheng
Probe: BBHA9120D_1-18GHz	Polarity: Vertical
EUT: 2x2 dual band 802.11ac indoor AP	Power: AC 120V/60Hz
Test Mode: Transmit by 802.11n-HT20 at channel 5825MHz Ant 1+2	

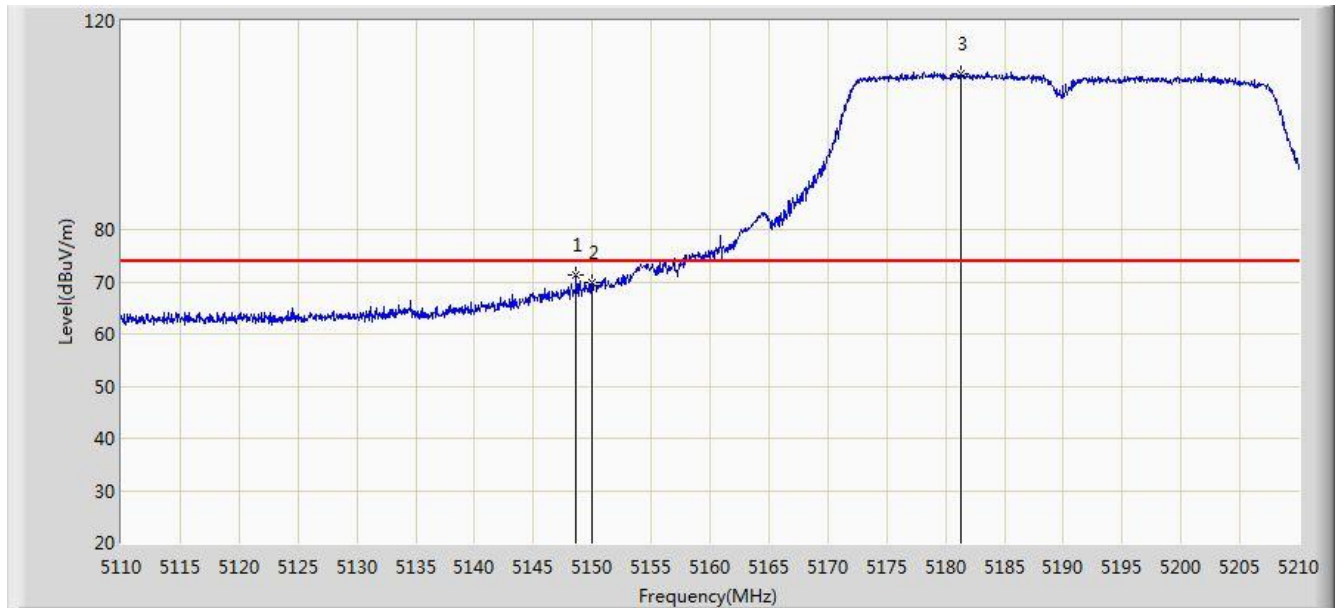


No	Flag	Mark	Frequency (MHz)	Measure Level (dBuV/m)	Reading Level (dBuV)	Over Limit (dB)	Limit (dBuV/m)	Factor (dB)	Type
1		*	5821.340	95.937	56.639	N/A	N/A	39.298	AV
2			5860.000	52.127	12.731	-1.873	54.000	39.396	AV

Note: Measure Level (dB $\mu$ V/m) = Reading Level (dB $\mu$ V) + Factor (dB)

Factor (dB) = Cable Loss (dB) + Antenna Factor (dB/m)

Site: AC 1	Time: 2015/07/04 - 18:15
Limit: FCC_Part15.209_RE(3m)	Engineer: Roy Cheng
Probe: BBHA9120D_1-18GHz	Polarity: Horizontal
EUT: 2x2 dual band 802.11ac indoor AP	Power: AC 120V/60Hz
Test Mode: Transmit by 802.11n-HT40 at channel 5190MHz Ant 1+2	

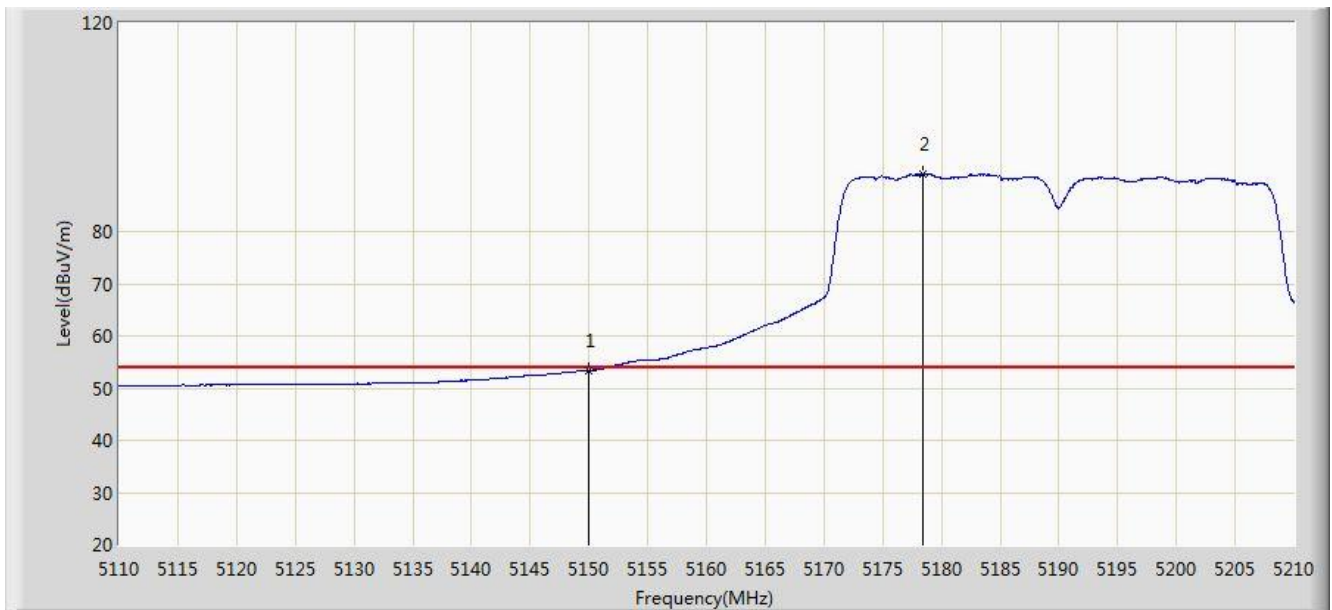


No	Flag	Mark	Frequency (MHz)	Measure Level (dBuV/m)	Reading Level (dBuV)	Over Limit (dB)	Limit (dBuV/m)	Factor (dB)	Type
1			5148.650	71.179	32.892	-2.821	74.000	38.288	PK
2			5150.000	69.722	31.435	-4.278	74.000	38.287	PK
3		*	5181.250	109.887	71.670	N/A	N/A	38.217	PK

Note: Measure Level (dB $\mu$ V/m) = Reading Level (dB $\mu$ V) + Factor (dB)

Factor (dB) = Cable Loss (dB) + Antenna Factor (dB/m)

Site: AC 1	Time: 2015/07/04 - 18:16
Limit: FCC_Part15.209_RE(3m)	Engineer: Roy Cheng
Probe: BBHA9120D_1-18GHz	Polarity: Horizontal
EUT: 2x2 dual band 802.11ac indoor AP	Power: AC 120V/60Hz
Test Mode: Transmit by 802.11n-HT40 at channel 5190MHz Ant 1+2	

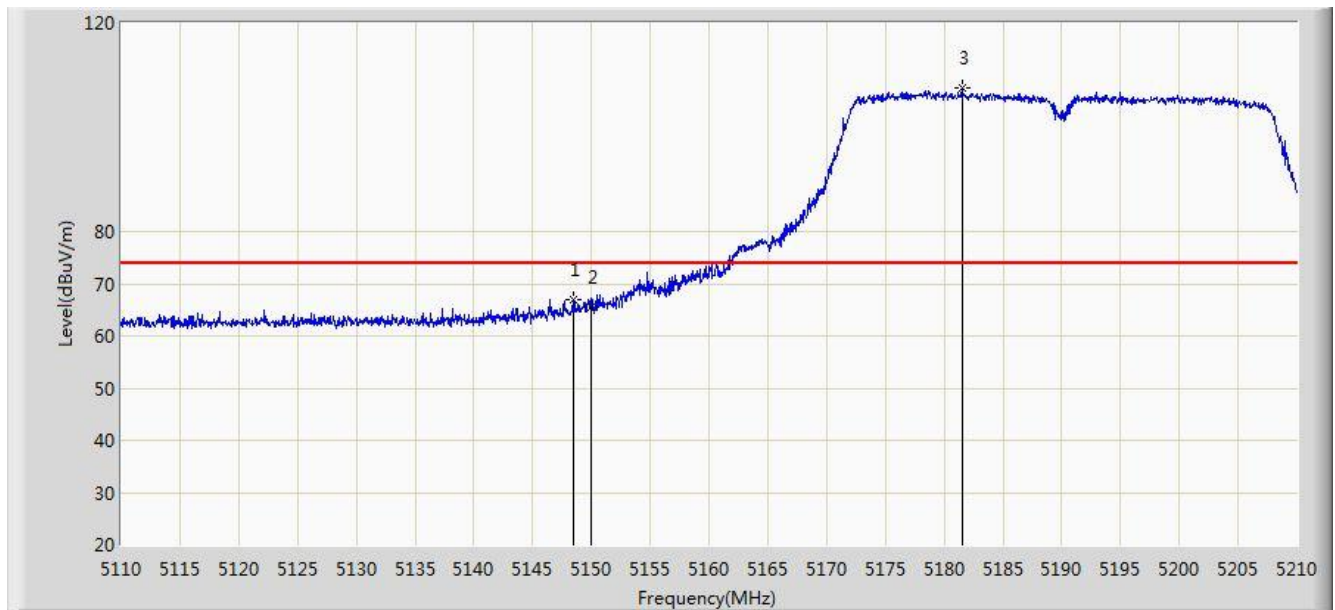


No	Flag	Mark	Frequency (MHz)	Measure Level (dBuV/m)	Reading Level (dBuV)	Over Limit (dB)	Limit (dBuV/m)	Factor (dB)	Type
1			5150.000	53.401	15.114	-0.599	54.000	38.287	AV
2		*	5178.450	90.978	52.754	N/A	N/A	38.224	AV

Note: Measure Level (dB $\mu$ V/m) = Reading Level (dB $\mu$ V) + Factor (dB)

Factor (dB) = Cable Loss (dB) + Antenna Factor (dB/m)

Site: AC 1	Time: 2015/07/04 - 18:17
Limit: FCC_Part15.209_RE(3m)	Engineer: Roy Cheng
Probe: BBHA9120D_1-18GHz	Polarity: Vertical
EUT: 2x2 dual band 802.11ac indoor AP	Power: AC 120V/60Hz
Test Mode: Transmit by 802.11n-HT40 at channel 5190MHz Ant 1+2	

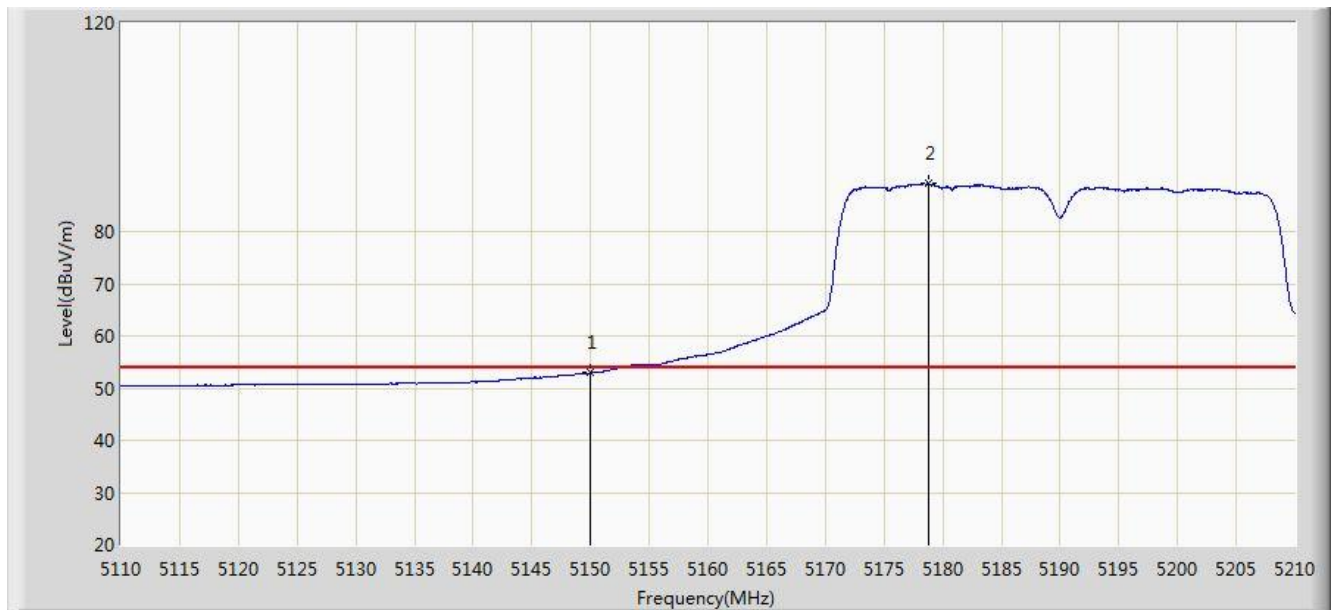


No	Flag	Mark	Frequency (MHz)	Measure Level (dBuV/m)	Reading Level (dBuV)	Over Limit (dB)	Limit (dBuV/m)	Factor (dB)	Type
1			5148.500	67.060	28.773	-6.940	74.000	38.287	PK
2			5150.000	65.363	27.076	-8.637	74.000	38.287	PK
3		*	5181.500	107.560	69.344	N/A	N/A	38.217	PK

Note: Measure Level (dB $\mu$ V/m) = Reading Level (dB $\mu$ V) + Factor (dB)

Factor (dB) = Cable Loss (dB) + Antenna Factor (dB/m)

Site: AC 1	Time: 2015/07/04 - 18:18
Limit: FCC_Part15.209_RE(3m)	Engineer: Roy Cheng
Probe: BBHA9120D_1-18GHz	Polarity: Vertical
EUT: 2x2 dual band 802.11ac indoor AP	Power: AC 120V/60Hz
Test Mode: Transmit by 802.11n-HT40 at channel 5190MHz Ant 1+2	

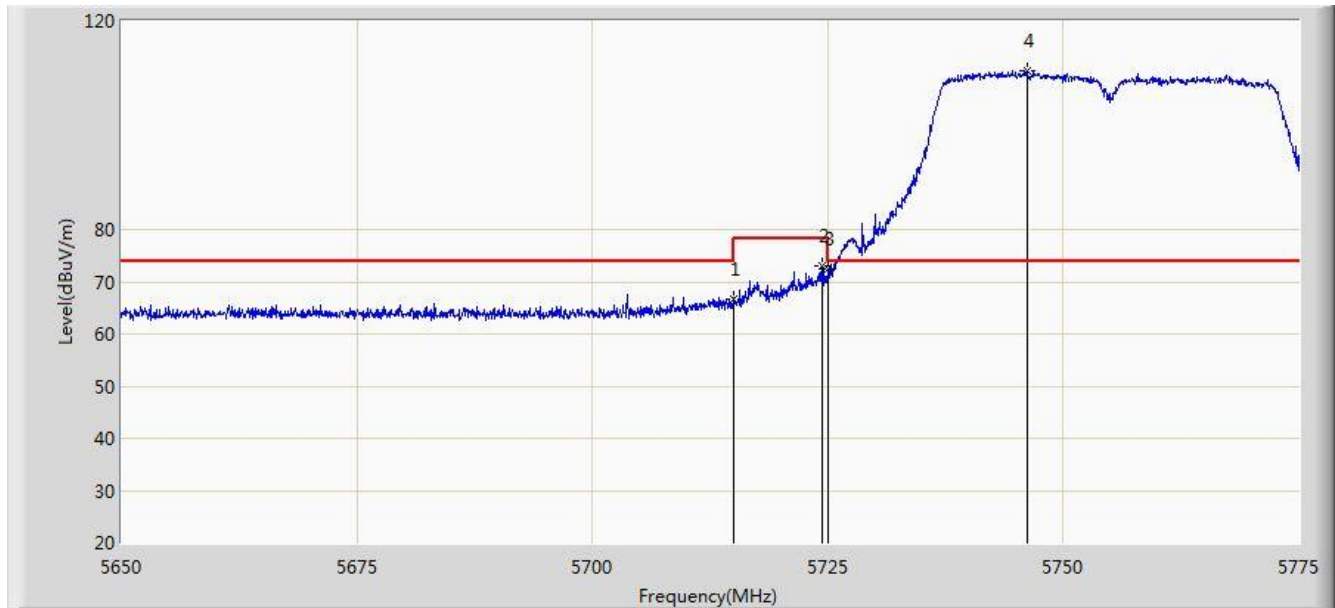


No	Flag	Mark	Frequency (MHz)	Measure Level (dBuV/m)	Reading Level (dBuV)	Over Limit (dB)	Limit (dBuV/m)	Factor (dB)	Type
1			5150.000	52.907	14.620	-1.093	54.000	38.287	AV
2		*	5178.850	89.157	50.934	N/A	N/A	38.223	AV

Note: Measure Level (dB $\mu$ V/m) = Reading Level (dB $\mu$ V) + Factor (dB)

Factor (dB) = Cable Loss (dB) + Antenna Factor (dB/m)

Site: AC 1	Time: 2015/07/04 - 18:24
Limit: FCC_Part15.209_RE(3m)	Engineer: Roy Cheng
Probe: BBHA9120D_1-18GHz	Polarity: Horizontal
EUT: 2x2 dual band 802.11ac indoor AP	Power: AC 120V/60Hz
Test Mode: Transmit by 802.11n-HT40 at channel 5755MHz Ant 1+2	

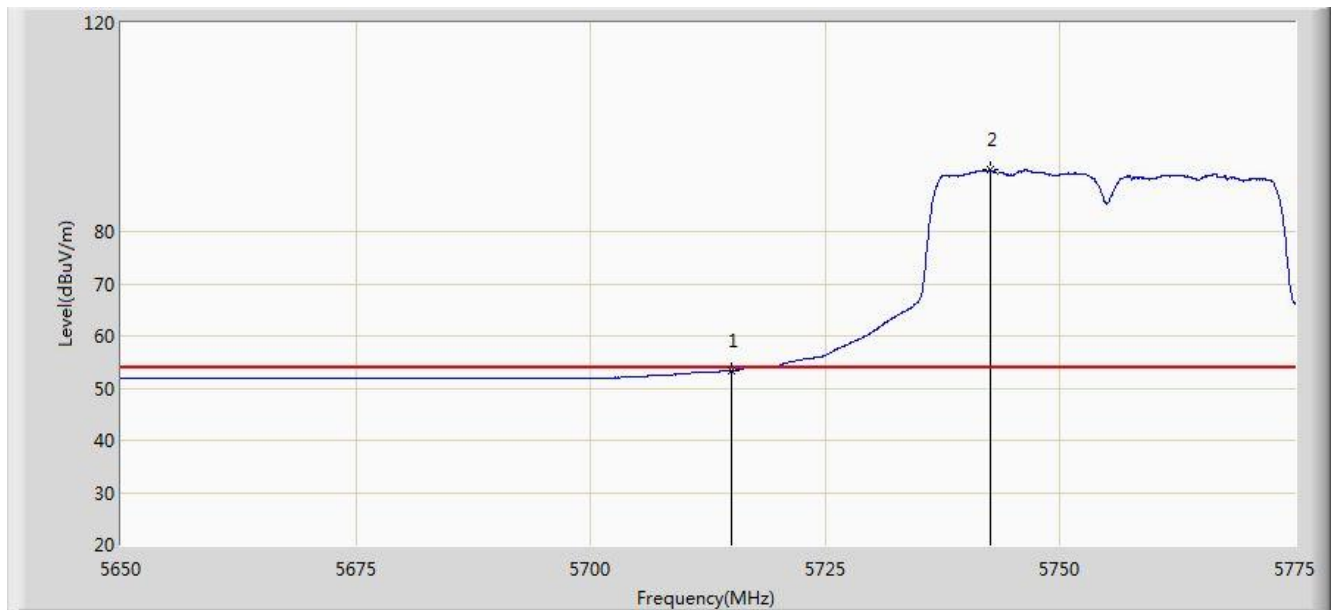


No	Flag	Mark	Frequency (MHz)	Measure Level (dBuV/m)	Reading Level (dBuV)	Over Limit (dB)	Limit (dBuV/m)	Factor (dB)	Type
1			5715.000	66.702	27.864	-7.298	74.000	38.838	PK
2			5724.437	73.151	34.264	-5.049	78.200	38.887	PK
3			5725.000	72.367	33.477	-5.833	78.200	38.890	PK
4		*	5746.125	110.549	71.552	N/A	N/A	38.997	PK

Note: Measure Level (dB $\mu$ V/m) = Reading Level (dB $\mu$ V) + Factor (dB)

Factor (dB) = Cable Loss (dB) + Antenna Factor (dB/m)

Site: AC 1	Time: 2015/07/04 - 18:23
Limit: FCC_Part15.209_RE(3m)	Engineer: Roy Cheng
Probe: BBHA9120D_1-18GHz	Polarity: Horizontal
EUT: 2x2 dual band 802.11ac indoor AP	Power: AC 120V/60Hz
Test Mode: Transmit by 802.11n-HT40 at channel 5755MHz Ant 1+2	



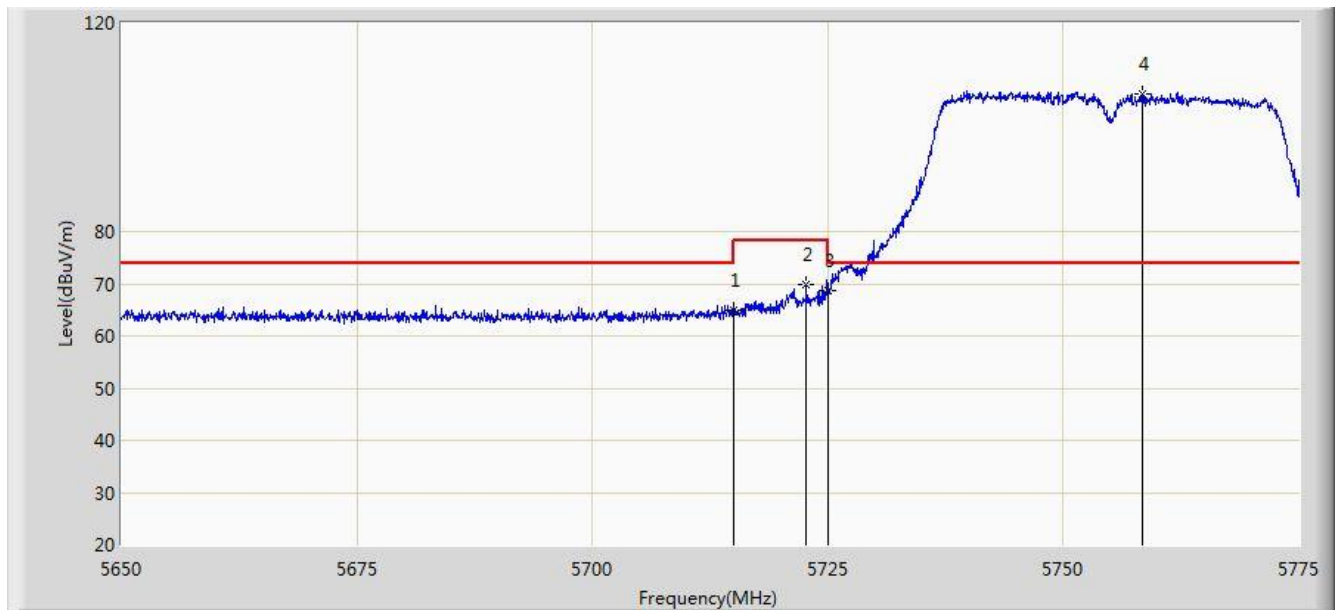
No	Flag	Mark	Frequency (MHz)	Measure Level (dBuV/m)	Reading Level (dBuV)	Over Limit (dB)	Limit (dBuV/m)	Factor (dB)	Type
1			5715.000	53.376	14.538	-0.624	54.000	38.838	AV
2		*	5742.500	91.770	52.790	N/A	N/A	38.979	AV

Note: Measure Level (dB $\mu$ V/m) = Reading Level (dB $\mu$ V) + Factor (dB)

Factor (dB) = Cable Loss (dB) + Antenna Factor (dB/m)



Site: AC 1	Time: 2015/07/04 - 18:24
Limit: FCC_Part15.209_RE(3m)	Engineer: Roy Cheng
Probe: BBHA9120D_1-18GHz	Polarity: Vertical
EUT: 2x2 dual band 802.11ac indoor AP	Power: AC 120V/60Hz
Test Mode: Transmit by 802.11n-HT40 at channel 5755MHz Ant 1+2	

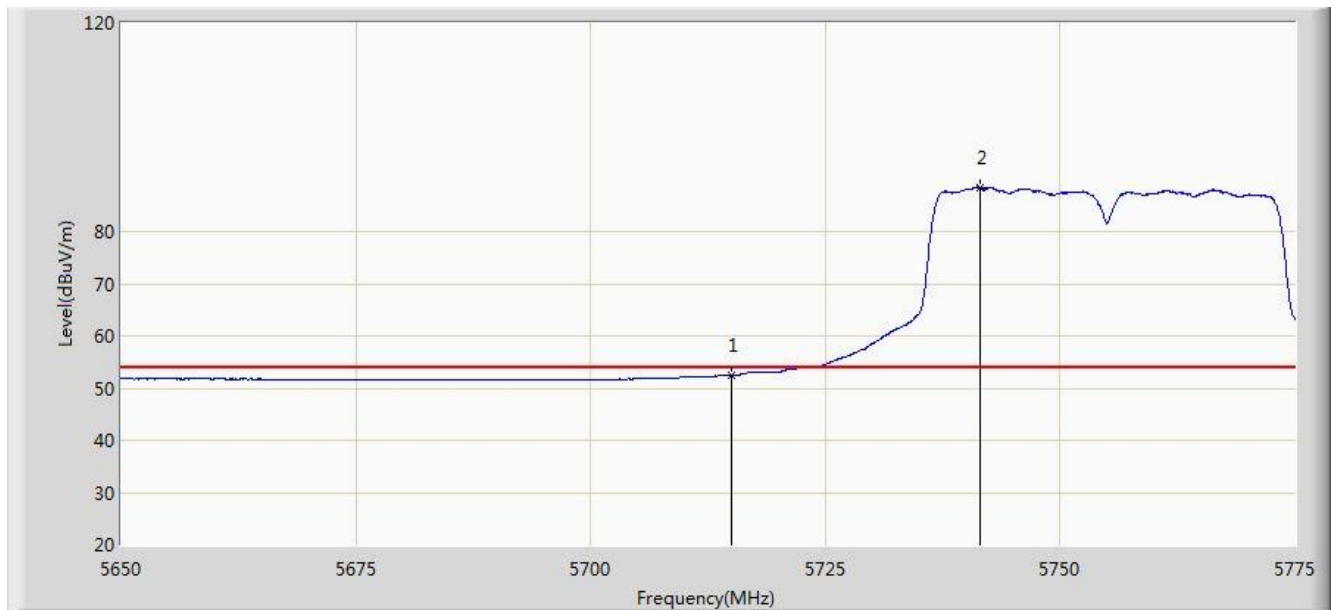


No	Flag	Mark	Frequency (MHz)	Measure Level (dBuV/m)	Reading Level (dBuV)	Over Limit (dB)	Limit (dBuV/m)	Factor (dB)	Type
1			5715.000	65.010	26.172	-8.990	74.000	38.838	PK
2			5722.750	69.712	30.834	-8.488	78.200	38.878	PK
3			5725.000	68.820	29.930	-9.380	78.200	38.890	PK
4		*	5758.375	106.501	67.446	N/A	N/A	39.056	PK

Note: Measure Level (dB $\mu$ V/m) = Reading Level (dB $\mu$ V) + Factor (dB)

Factor (dB) = Cable Loss (dB) + Antenna Factor (dB/m)

Site: AC 1	Time: 2015/07/04 - 18:25
Limit: FCC_Part15.209_RE(3m)	Engineer: Roy Cheng
Probe: BBHA9120D_1-18GHz	Polarity: Vertical
EUT: 2x2 dual band 802.11ac indoor AP	Power: AC 120V/60Hz
Test Mode: Transmit by 802.11n-HT40 at channel 5755MHz Ant 1+2	

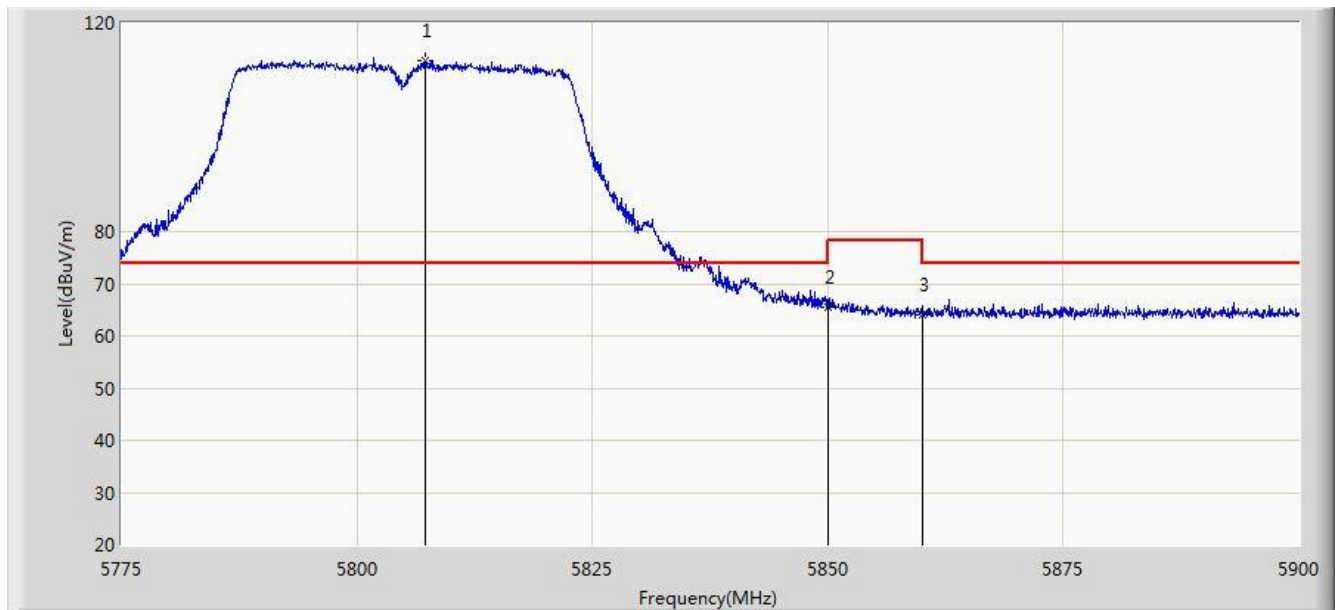


No	Flag	Mark	Frequency (MHz)	Measure Level (dBuV/m)	Reading Level (dBuV)	Over Limit (dB)	Limit (dBuV/m)	Factor (dB)	Type
1			5715.000	52.413	13.575	-1.587	54.000	38.838	AV
2		*	5741.500	88.486	49.511	N/A	N/A	38.975	AV

Note: Measure Level (dB $\mu$ V/m) = Reading Level (dB $\mu$ V) + Factor (dB)

Factor (dB) = Cable Loss (dB) + Antenna Factor (dB/m)

Site: AC 1	Time: 2015/07/04 - 18:27
Limit: FCC_Part15.209_RE(3m)	Engineer: Roy Cheng
Probe: BBHA9120D_1-18GHz	Polarity: Horizontal
EUT: 2x2 dual band 802.11ac indoor AP	Power: AC 120V/60Hz
Test Mode: Transmit by 802.11n-HT40 at channel 5795MHz Ant 1+2	

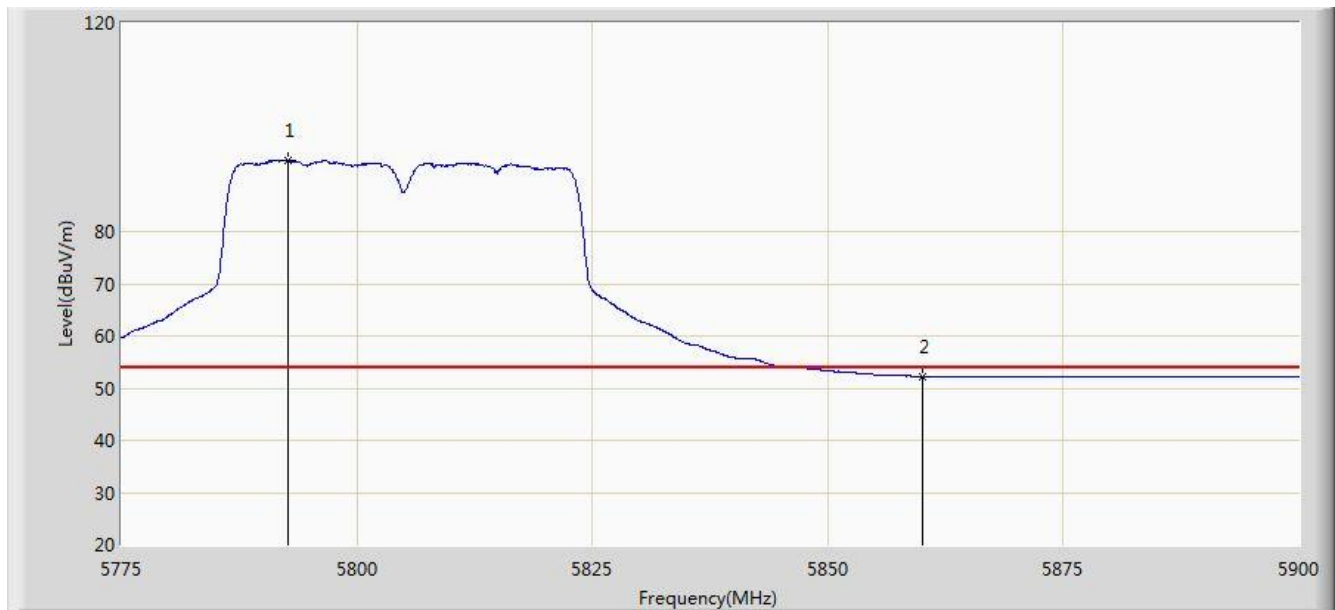


No	Flag	Mark	Frequency (MHz)	Measure Level (dBuV/m)	Reading Level (dBuV)	Over Limit (dB)	Limit (dBuV/m)	Factor (dB)	Type
1		*	5807.312	112.688	73.436	N/A	N/A	39.252	PK
2			5850.000	65.495	26.114	-12.705	78.200	39.381	PK
3			5860.000	64.009	24.613	-9.991	74.000	39.396	PK

Note: Measure Level (dB $\mu$ V/m) = Reading Level (dB $\mu$ V) + Factor (dB)

Factor (dB) = Cable Loss (dB) + Antenna Factor (dB/m)

Site: AC 1	Time: 2015/07/04 - 18:27
Limit: FCC_Part15.209_RE(3m)	Engineer: Roy Cheng
Probe: BBHA9120D_1-18GHz	Polarity: Horizontal
EUT: 2x2 dual band 802.11ac indoor AP	Power: AC 120V/60Hz
Test Mode: Transmit by 802.11n-HT40 at channel 5795MHz Ant 1+2	

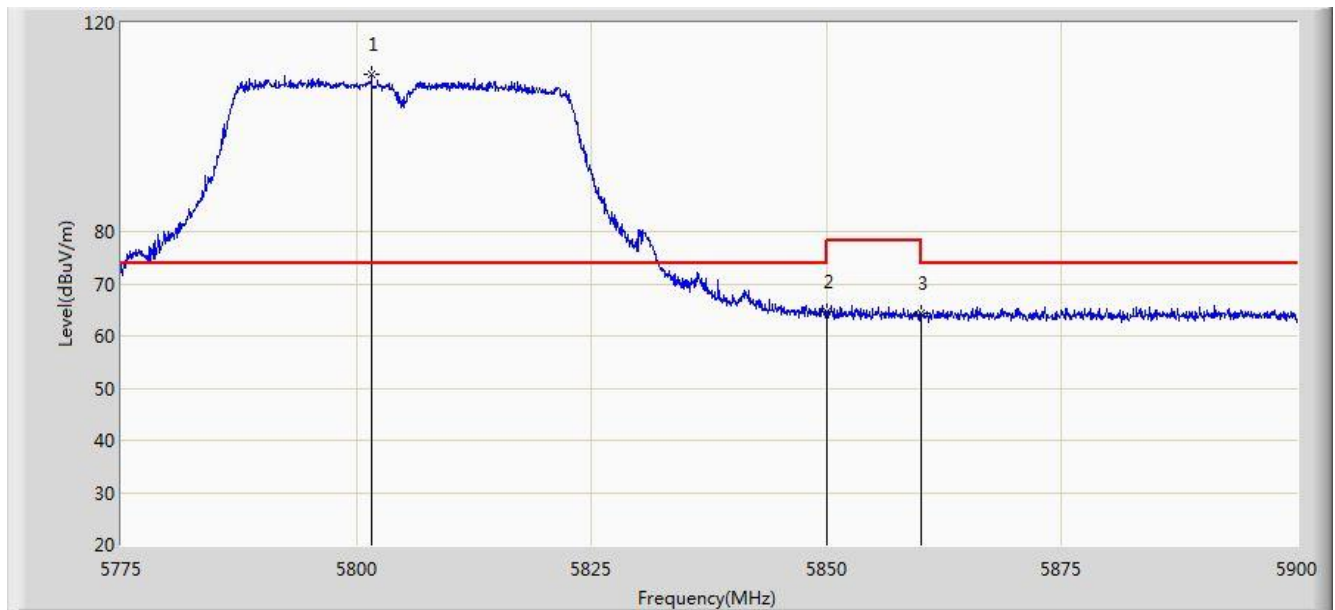


No	Flag	Mark	Frequency (MHz)	Measure Level (dBuV/m)	Reading Level (dBuV)	Over Limit (dB)	Limit (dBuV/m)	Factor (dB)	Type
1		*	5792.625	93.706	54.506	N/A	N/A	39.200	AV
2			5860.000	52.298	12.902	-1.702	54.000	39.396	AV

Note: Measure Level (dB $\mu$ V/m) = Reading Level (dB $\mu$ V) + Factor (dB)

Factor (dB) = Cable Loss (dB) + Antenna Factor (dB/m)

Site: AC 1	Time: 2015/07/04 - 18:28
Limit: FCC_Part15.209_RE(3m)	Engineer: Roy Cheng
Probe: BBHA9120D_1-18GHz	Polarity: Vertical
EUT: 2x2 dual band 802.11ac indoor AP	Power: AC 120V/60Hz
Test Mode: Transmit by 802.11n-HT40 at channel 5795MHz Ant 1+2	

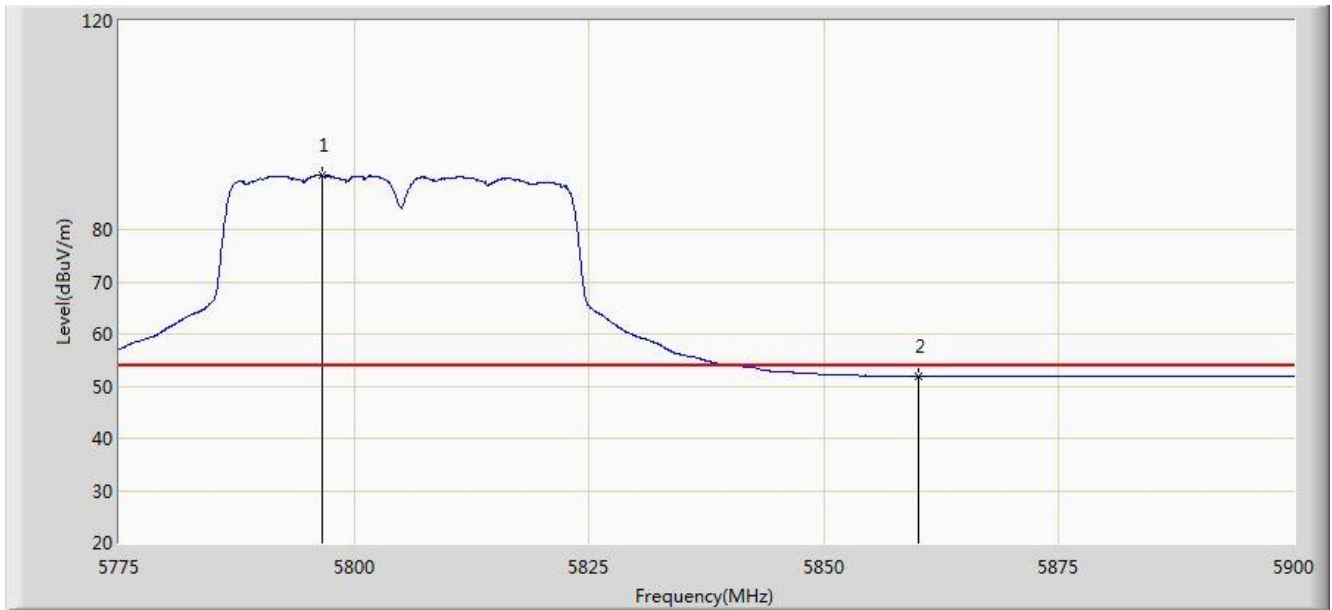


No	Flag	Mark	Frequency (MHz)	Measure Level (dBuV/m)	Reading Level (dBuV)	Over Limit (dB)	Limit (dBuV/m)	Factor (dB)	Type
1		*	5801.625	110.239	71.007	N/A	N/A	39.233	PK
2			5850.000	64.687	25.306	-13.513	78.200	39.381	PK
3			5860.000	64.478	25.082	-9.522	74.000	39.396	PK

Note: Measure Level (dB $\mu$ V/m) = Reading Level (dB $\mu$ V) + Factor (dB)

Factor (dB) = Cable Loss (dB) + Antenna Factor (dB/m)

Site: AC 1	Time: 2015/07/04 - 18:28
Limit: FCC_Part15.209_RE(3m)	Engineer: Roy Cheng
Probe: BBHA9120D_1-18GHz	Polarity: Vertical
EUT: 2x2 dual band 802.11ac indoor AP	Power: AC 120V/60Hz
Test Mode: Transmit by 802.11n-HT40 at channel 5795MHz Ant 1+2	

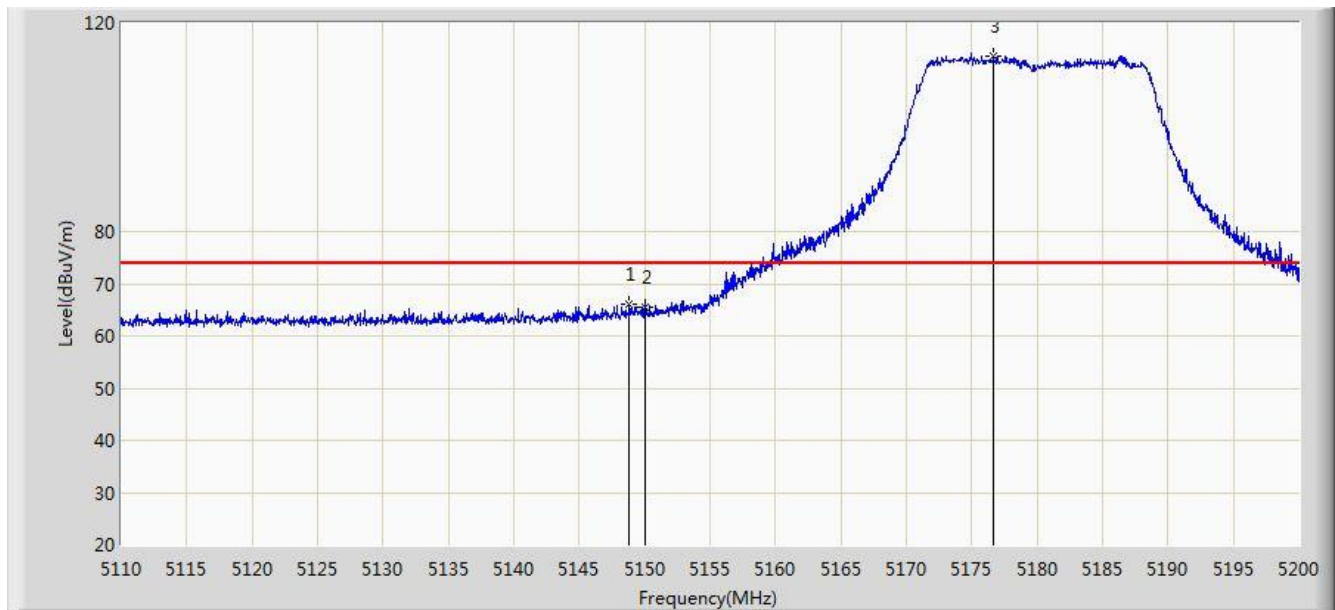


No	Flag	Mark	Frequency (MHz)	Measure Level (dBuV/m)	Reading Level (dBuV)	Over Limit (dB)	Limit (dBuV/m)	Factor (dB)	Type
1		*	5796.687	90.384	51.169	N/A	N/A	39.215	AV
2			5860.000	51.888	12.492	-2.112	54.000	39.396	AV

Note: Measure Level (dB $\mu$ V/m) = Reading Level (dB $\mu$ V) + Factor (dB)

Factor (dB) = Cable Loss (dB) + Antenna Factor (dB/m)

Site: AC 1	Time: 2015/07/04 - 18:29
Limit: FCC_Part15.209_RE(3m)	Engineer: Roy Cheng
Probe: BBHA9120D_1-18GHz	Polarity: Horizontal
EUT: 2x2 dual band 802.11ac indoor AP	Power: AC 120V/60Hz
Test Mode: Transmit by 802.11ac-VHT20 at channel 5180MHz Ant 1+2	

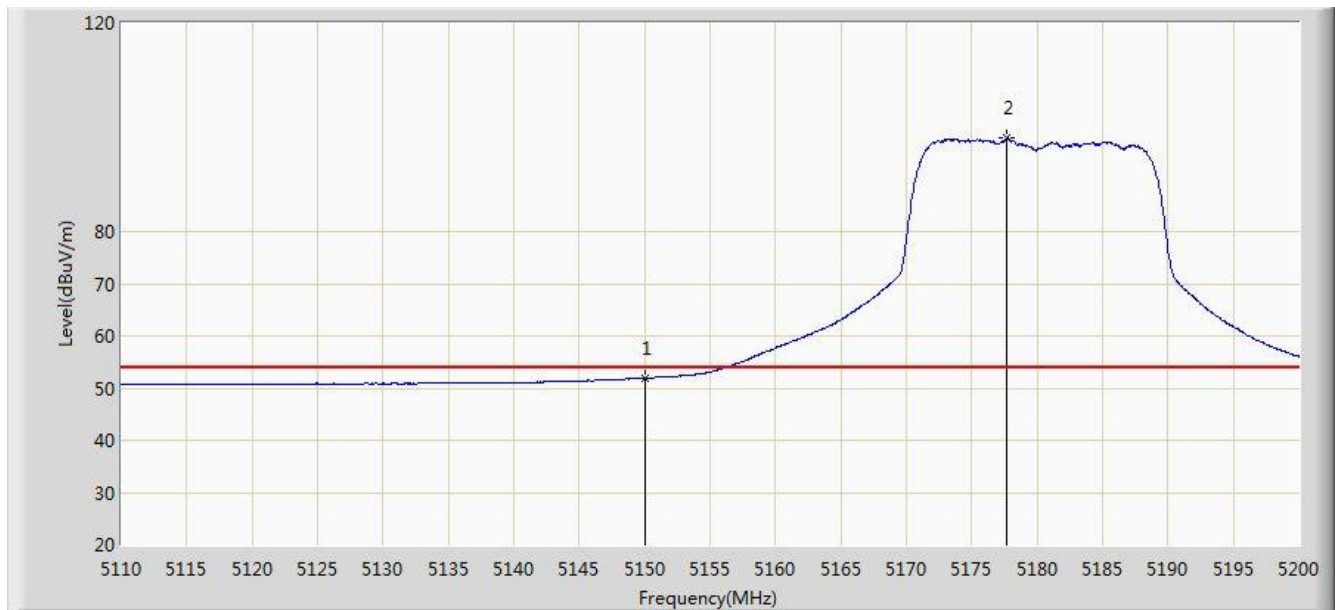


No	Flag	Mark	Frequency (MHz)	Measure Level (dBuV/m)	Reading Level (dBuV)	Over Limit (dB)	Limit (dBuV/m)	Factor (dB)	Type
1			5148.790	66.191	27.904	-7.809	74.000	38.288	PK
2			5150.000	65.487	27.200	-8.513	74.000	38.287	PK
3		*	5176.645	113.722	75.493	N/A	N/A	38.229	PK

Note: Measure Level (dB $\mu$ V/m) = Reading Level (dB $\mu$ V) + Factor (dB)

Factor (dB) = Cable Loss (dB) + Antenna Factor (dB/m)

Site: AC 1	Time: 2015/07/04 - 18:30
Limit: FCC_Part15.209_RE(3m)	Engineer: Roy Cheng
Probe: BBHA9120D_1-18GHz	Polarity: Horizontal
EUT: 2x2 dual band 802.11ac indoor AP	Power: AC 120V/60Hz
Test Mode: Transmit by 802.11ac-VHT20 at channel 5180MHz Ant 1+2	



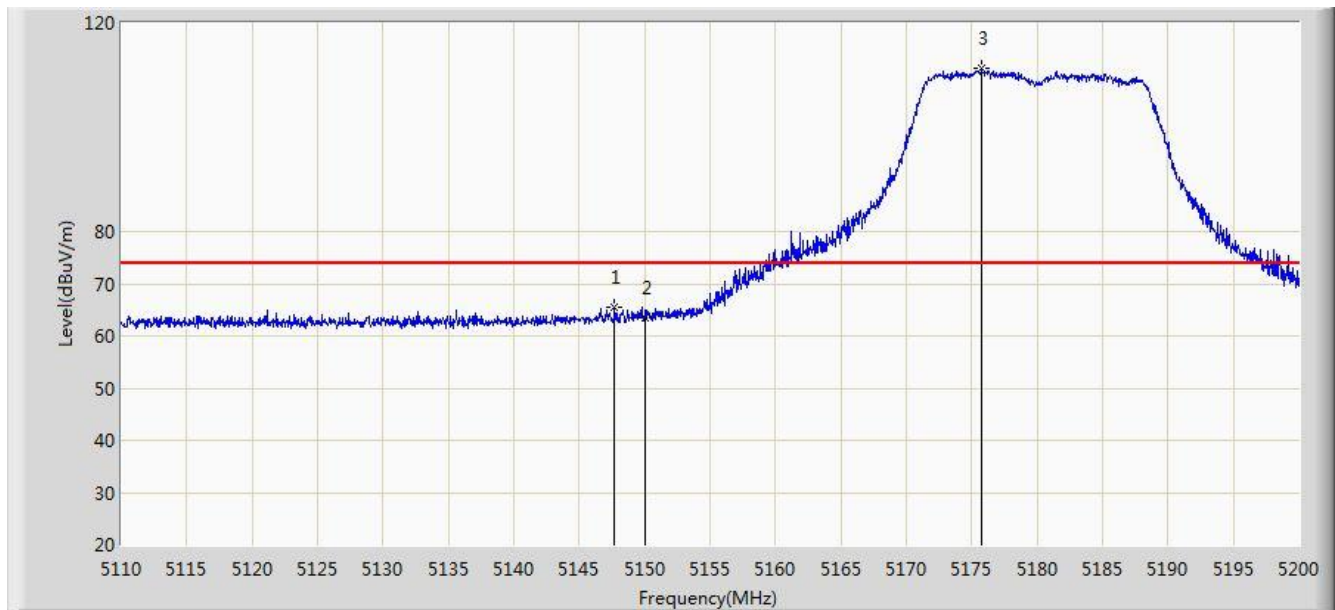
No	Flag	Mark	Frequency (MHz)	Measure Level (dBuV/m)	Reading Level (dBuV)	Over Limit (dB)	Limit (dBuV/m)	Factor (dB)	Type
1			5150.000	51.945	13.658	-2.055	54.000	38.287	AV
2		*	5177.725	97.839	59.613	N/A	N/A	38.226	AV

Note: Measure Level (dB $\mu$ V/m) = Reading Level (dB $\mu$ V) + Factor (dB)

Factor (dB) = Cable Loss (dB) + Antenna Factor (dB/m)



Site: AC 1	Time: 2015/07/04 - 18:31
Limit: FCC_Part15.209_RE(3m)	Engineer: Roy Cheng
Probe: BBHA9120D_1-18GHz	Polarity: Vertical
EUT: 2x2 dual band 802.11ac indoor AP	Power: AC 120V/60Hz
Test Mode: Transmit by 802.11ac-VHT20 at channel 5180MHz Ant 1+2	

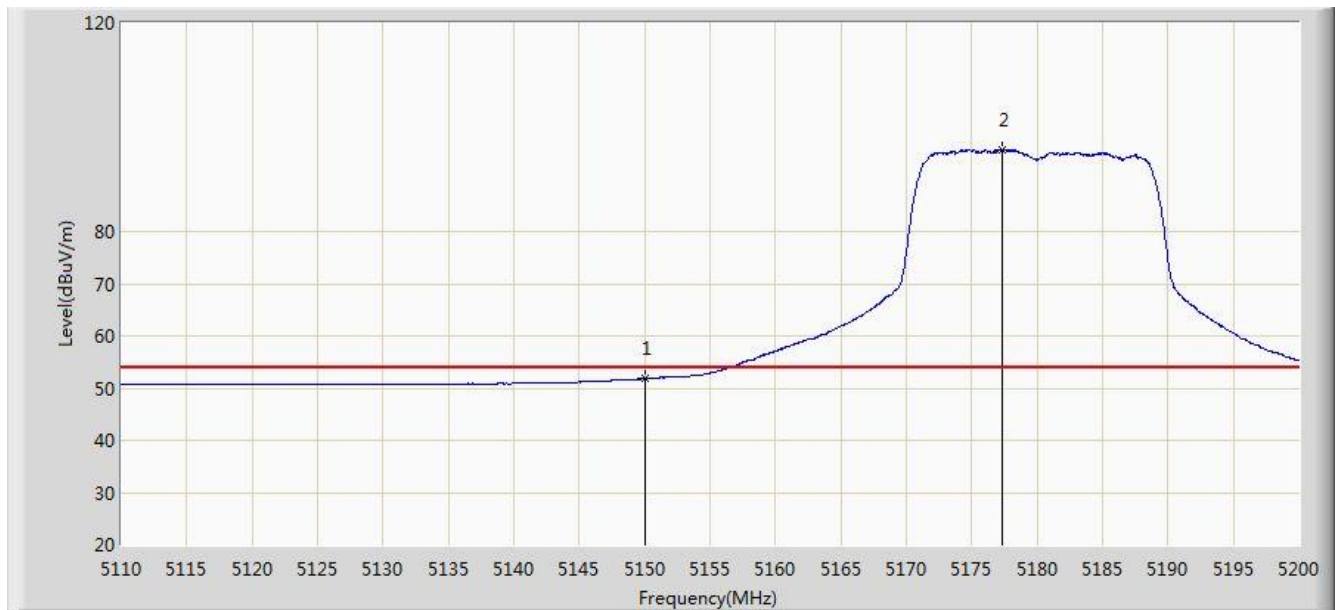


No	Flag	Mark	Frequency (MHz)	Measure Level (dBuV/m)	Reading Level (dBuV)	Over Limit (dB)	Limit (dBuV/m)	Factor (dB)	Type
1			5147.710	65.542	27.254	-8.458	74.000	38.288	PK
2			5150.000	63.583	25.296	-10.417	74.000	38.287	PK
3		*	5175.745	111.218	72.987	N/A	N/A	38.231	PK

Note: Measure Level (dB $\mu$ V/m) = Reading Level (dB $\mu$ V) + Factor (dB)

Factor (dB) = Cable Loss (dB) + Antenna Factor (dB/m)

Site: AC 1	Time: 2015/07/04 - 18:31
Limit: FCC_Part15.209_RE(3m)	Engineer: Roy Cheng
Probe: BBHA9120D_1-18GHz	Polarity: Vertical
EUT: 2x2 dual band 802.11ac indoor AP	Power: AC 120V/60Hz
Test Mode: Transmit by 802.11ac-VHT20 at channel 5180MHz Ant 1+2	

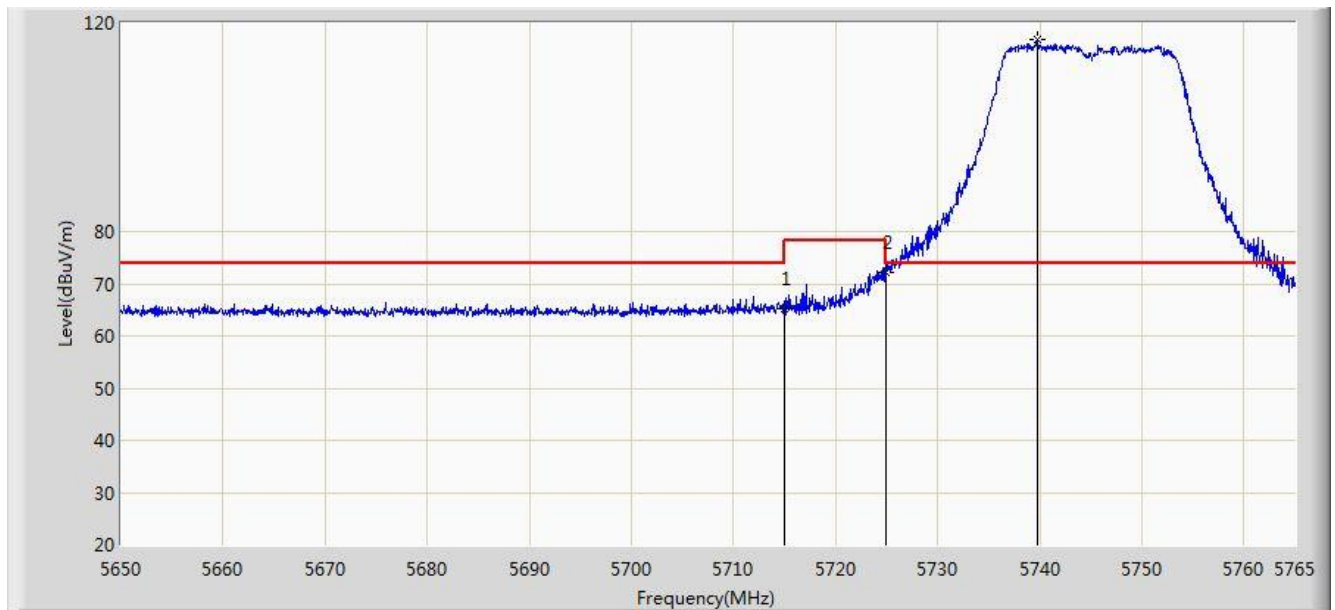


No	Flag	Mark	Frequency (MHz)	Measure Level (dBuV/m)	Reading Level (dBuV)	Over Limit (dB)	Limit (dBuV/m)	Factor (dB)	Type
1			5150.000	51.808	13.521	-2.192	54.000	38.287	AV
2		*	5177.275	95.659	57.432	N/A	N/A	38.227	AV

Note: Measure Level (dB $\mu$ V/m) = Reading Level (dB $\mu$ V) + Factor (dB)

Factor (dB) = Cable Loss (dB) + Antenna Factor (dB/m)

Site: AC 1	Time: 2015/07/04 - 18:32
Limit: FCC_Part15.209_RE(3m)	Engineer: Roy Cheng
Probe: BBHA9120D_1-18GHz	Polarity: Horizontal
EUT: 2x2 dual band 802.11ac indoor AP	Power: AC 120V/60Hz
Test Mode: Transmit by 802.11ac-VHT20 at channel 5745MHz Ant 1+2	

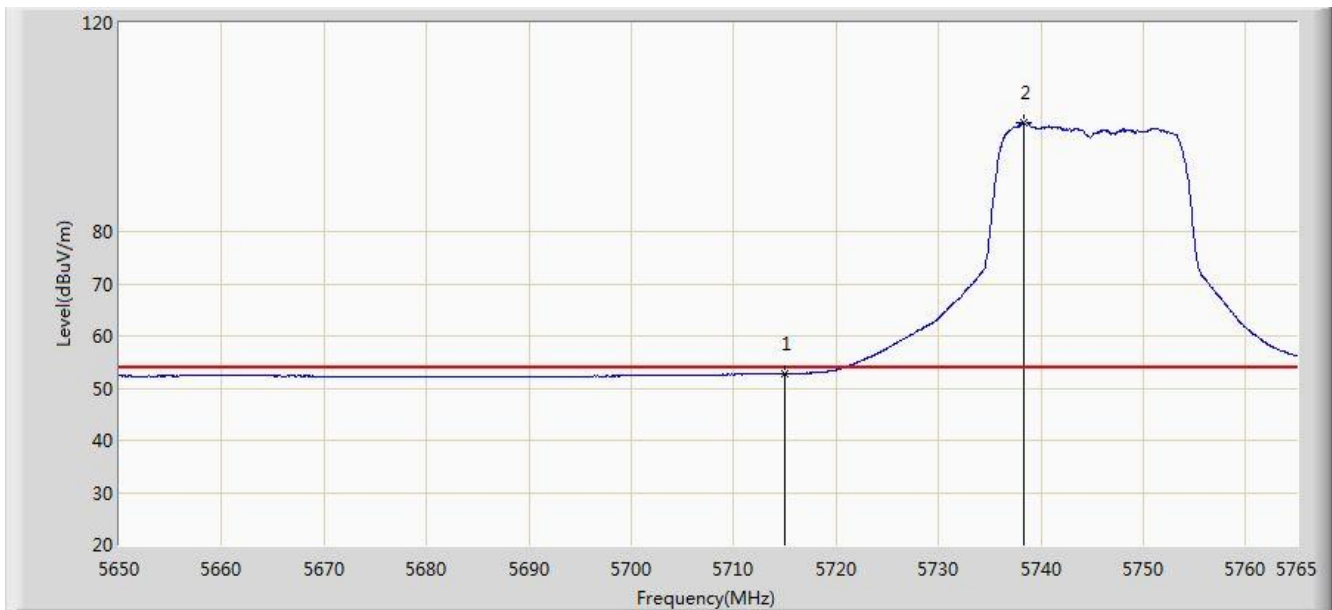


No	Flag	Mark	Frequency (MHz)	Measure Level (dBuV/m)	Reading Level (dBuV)	Over Limit (dB)	Limit (dBuV/m)	Factor (dB)	Type
1			5715.000	65.339	26.501	-8.661	74.000	38.838	PK
2			5725.000	72.224	33.334	-5.976	78.200	38.890	PK
3		*	5739.815	116.764	77.797	N/A	N/A	38.967	PK

Note: Measure Level (dB $\mu$ V/m) = Reading Level (dB $\mu$ V) + Factor (dB)

Factor (dB) = Cable Loss (dB) + Antenna Factor (dB/m)

Site: AC 1	Time: 2015/07/04 - 18:33
Limit: FCC_Part15.209_RE(3m)	Engineer: Roy Cheng
Probe: BBHA9120D_1-18GHz	Polarity: Horizontal
EUT: 2x2 dual band 802.11ac indoor AP	Power: AC 120V/60Hz
Test Mode: Transmit by 802.11ac-VHT20 at channel 5745MHz Ant 1+2	

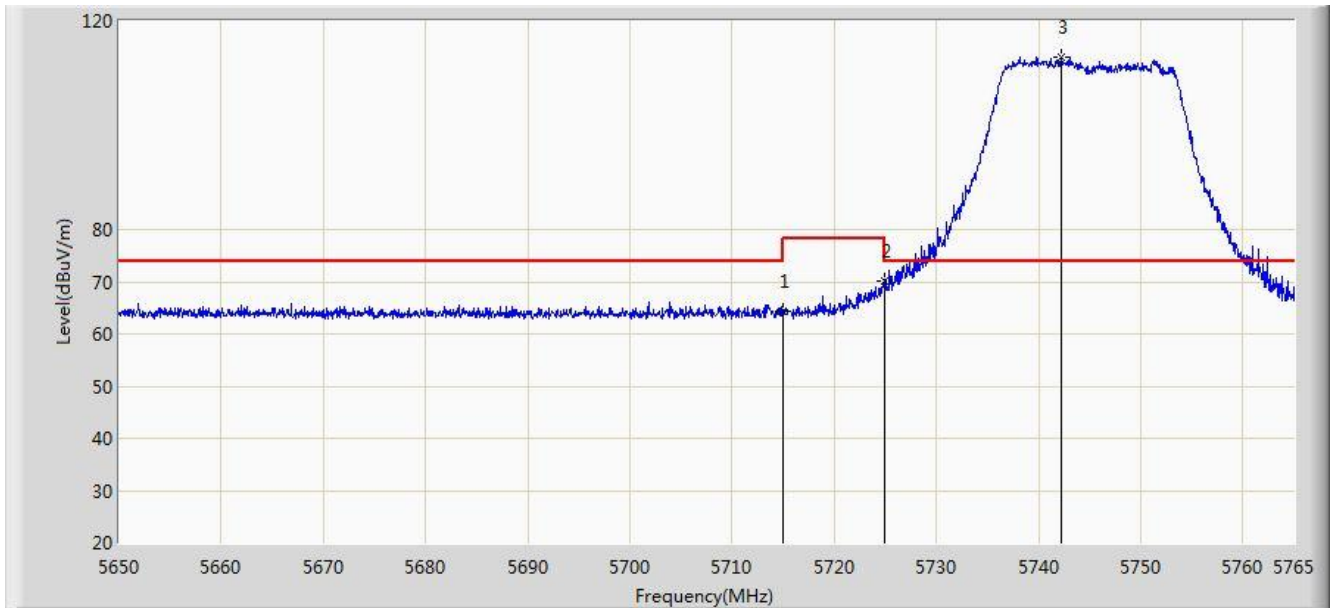


No	Flag	Mark	Frequency (MHz)	Measure Level (dBuV/m)	Reading Level (dBuV)	Over Limit (dB)	Limit (dBuV/m)	Factor (dB)	Type
1			5715.000	52.719	13.881	-1.281	54.000	38.838	AV
2		*	5738.320	100.934	61.975	N/A	N/A	38.959	AV

Note: Measure Level (dB $\mu$ V/m) = Reading Level (dB $\mu$ V) + Factor (dB)

Factor (dB) = Cable Loss (dB) + Antenna Factor (dB/m)

Site: AC 1	Time: 2015/07/04 - 18:33
Limit: FCC_Part15.209_RE(3m)	Engineer: Roy Cheng
Probe: BBHA9120D_1-18GHz	Polarity: Vertical
EUT: 2x2 dual band 802.11ac indoor AP	Power: AC 120V/60Hz
Test Mode: Transmit by 802.11ac-VHT20 at channel 5745MHz Ant 1+2	

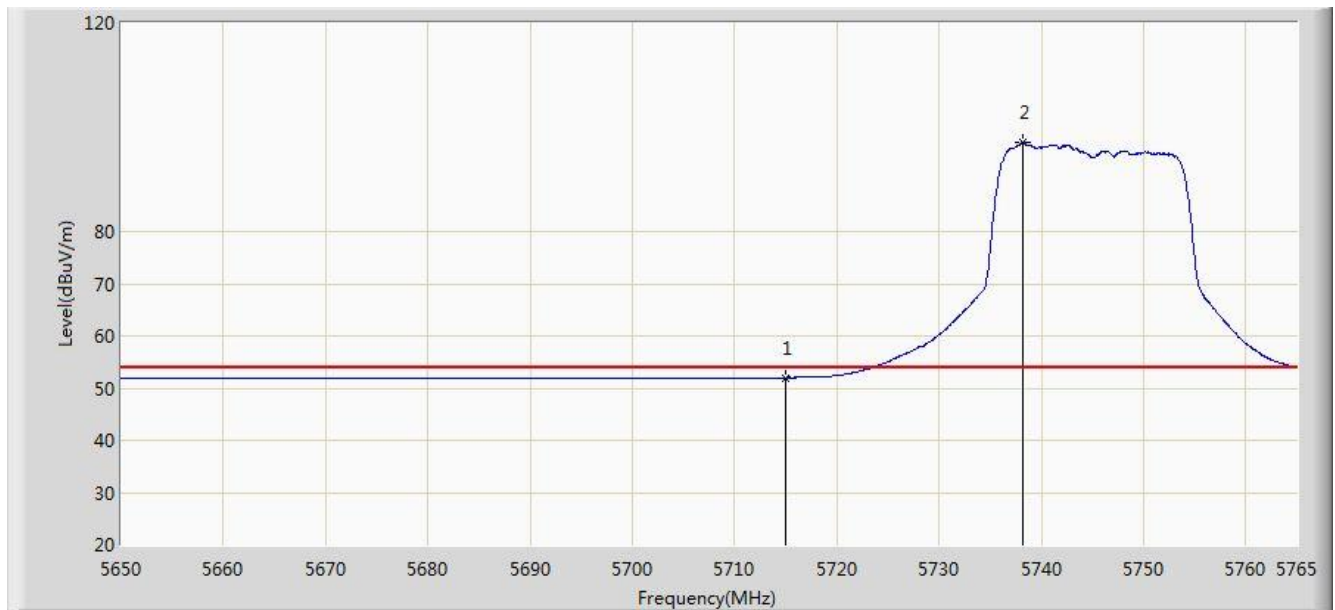


No	Flag	Mark	Frequency (MHz)	Measure Level (dBuV/m)	Reading Level (dBuV)	Over Limit (dB)	Limit (dBuV/m)	Factor (dB)	Type
1			5715.000	64.365	25.527	-9.635	74.000	38.838	PK
2			5725.000	70.124	31.234	-8.076	78.200	38.890	PK
3		*	5742.288	113.062	74.083	N/A	N/A	38.979	PK

Note: Measure Level (dB $\mu$ V/m) = Reading Level (dB $\mu$ V) + Factor (dB)

Factor (dB) = Cable Loss (dB) + Antenna Factor (dB/m)

Site: AC 1	Time: 2015/07/04 - 18:34
Limit: FCC_Part15.209_RE(3m)	Engineer: Roy Cheng
Probe: BBHA9120D_1-18GHz	Polarity: Vertical
EUT: 2x2 dual band 802.11ac indoor AP	Power: AC 120V/60Hz
Test Mode: Transmit by 802.11ac-VHT20 at channel 5745MHz Ant 1+2	

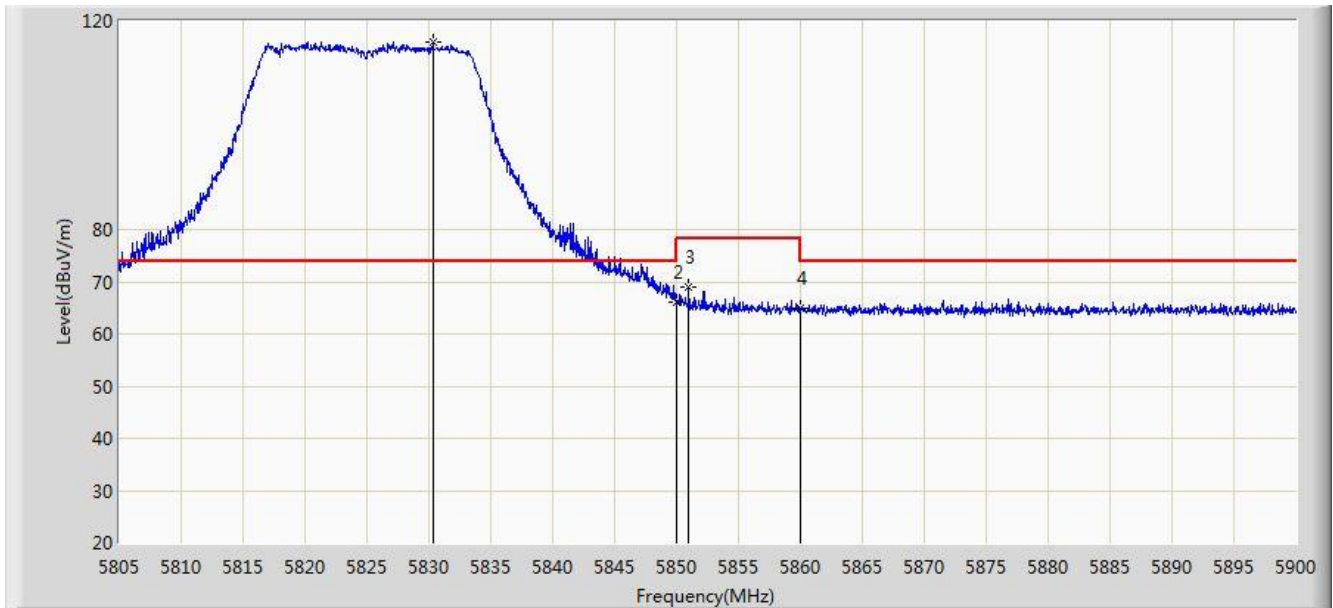


No	Flag	Mark	Frequency (MHz)	Measure Level (dBuV/m)	Reading Level (dBuV)	Over Limit (dB)	Limit (dBuV/m)	Factor (dB)	Type
1			5715.000	52.006	13.168	-1.994	54.000	38.838	AV
2		*	5738.263	97.238	58.279	N/A	N/A	38.959	AV

Note: Measure Level (dB $\mu$ V/m) = Reading Level (dB $\mu$ V) + Factor (dB)

Factor (dB) = Cable Loss (dB) + Antenna Factor (dB/m)

Site: AC 1	Time: 2015/07/04 - 18:35
Limit: FCC_Part15.209_RE(3m)	Engineer: Roy Cheng
Probe: BBHA9120D_1-18GHz	Polarity: Horizontal
EUT: 2x2 dual band 802.11ac indoor AP	Power: AC 120V/60Hz
Test Mode: Transmit by 802.11ac-VHT20 at channel 5825MHz Ant 1+2	

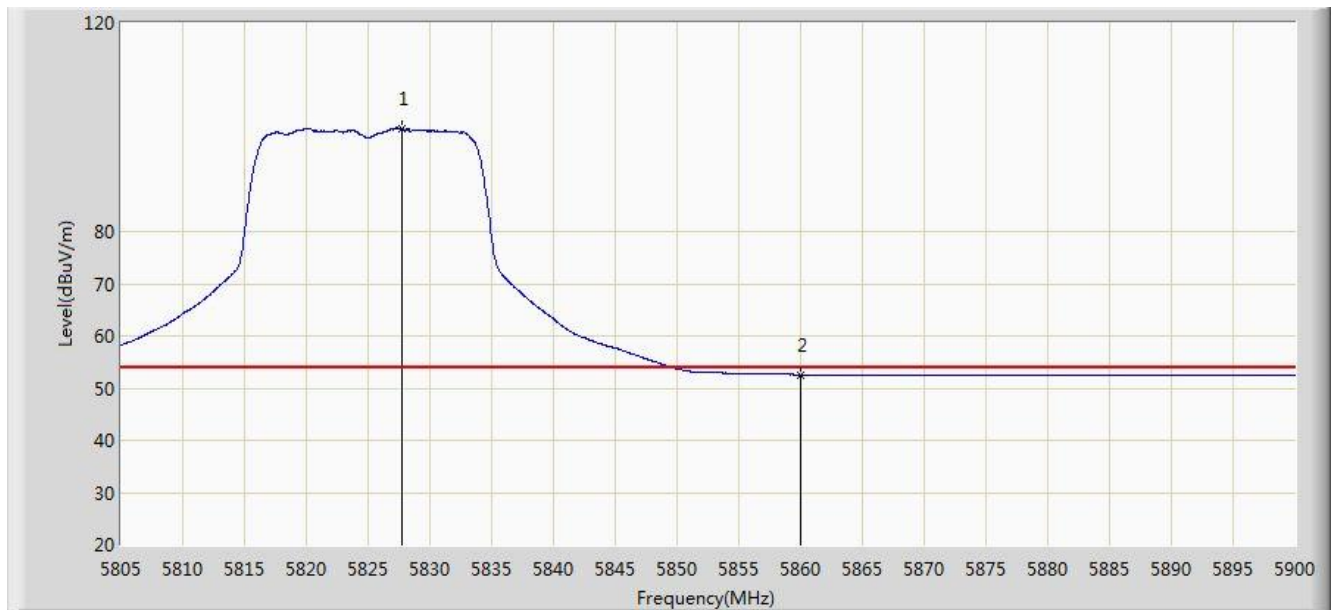


No	Flag	Mark	Frequency (MHz)	Measure Level (dBuV/m)	Reading Level (dBuV)	Over Limit (dB)	Limit (dBuV/m)	Factor (dB)	Type
1		*	5830.317	115.887	76.560	N/A	N/A	39.327	PK
2			5850.000	66.120	26.739	-12.080	78.200	39.381	PK
3			5850.980	68.904	29.522	-9.296	78.200	39.382	PK
4			5860.000	64.868	25.472	-9.132	74.000	39.396	PK

Note: Measure Level (dB $\mu$ V/m) = Reading Level (dB $\mu$ V) + Factor (dB)

Factor (dB) = Cable Loss (dB) + Antenna Factor (dB/m)

Site: AC 1	Time: 2015/07/04 - 18:35
Limit: FCC_Part15.209_RE(3m)	Engineer: Roy Cheng
Probe: BBHA9120D_1-18GHz	Polarity: Horizontal
EUT: 2x2 dual band 802.11ac indoor AP	Power: AC 120V/60Hz
Test Mode: Transmit by 802.11ac-VHT20 at channel 5825MHz Ant 1+2	



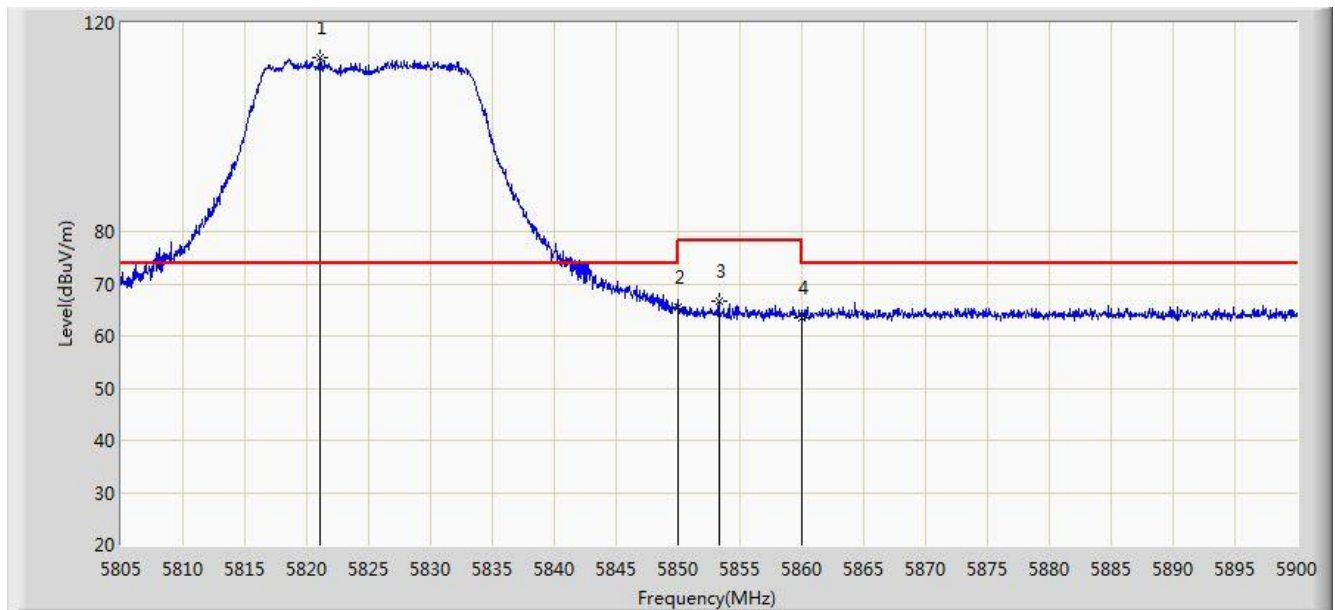
No	Flag	Mark	Frequency (MHz)	Measure Level (dBuV/m)	Reading Level (dBuV)	Over Limit (dB)	Limit (dBuV/m)	Factor (dB)	Type
1		*	5827.705	99.817	60.499	N/A	N/A	39.318	AV
2			5860.000	52.588	13.192	-1.412	54.000	39.396	AV

Note: Measure Level (dB $\mu$ V/m) = Reading Level (dB $\mu$ V) + Factor (dB)

Factor (dB) = Cable Loss (dB) + Antenna Factor (dB/m)



Site: AC 1	Time: 2015/07/04 - 18:36
Limit: FCC_Part15.209_RE(3m)	Engineer: Roy Cheng
Probe: BBHA9120D_1-18GHz	Polarity: Vertical
EUT: 2x2 dual band 802.11ac indoor AP	Power: AC 120V/60Hz
Test Mode: Transmit by 802.11ac-VHT20 at channel 5825MHz Ant 1+2	

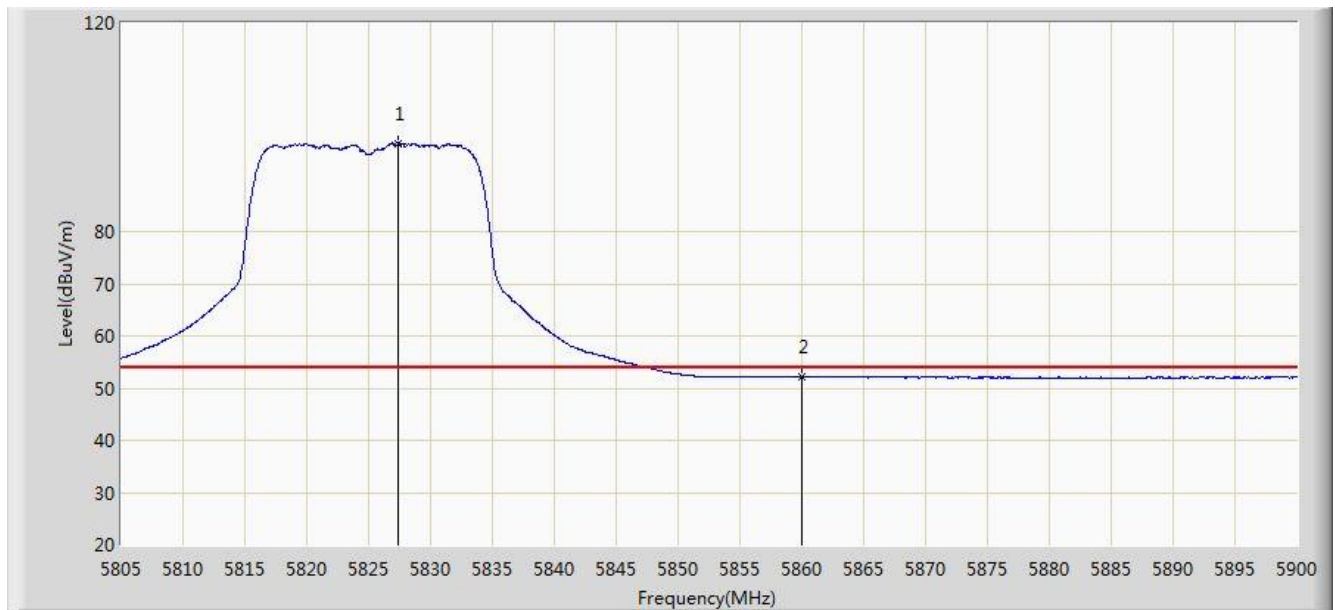


No	Flag	Mark	Frequency (MHz)	Measure Level (dBuV/m)	Reading Level (dBuV)	Over Limit (dB)	Limit (dBuV/m)	Factor (dB)	Type
1		*	5821.103	113.363	74.066	N/A	N/A	39.298	PK
2			5850.000	65.631	26.250	-12.569	78.200	39.381	PK
3			5853.308	66.717	27.331	-11.483	78.200	39.386	PK
4			5860.000	63.440	24.044	-10.560	74.000	39.396	PK

Note: Measure Level (dB $\mu$ V/m) = Reading Level (dB $\mu$ V) + Factor (dB)

Factor (dB) = Cable Loss (dB) + Antenna Factor (dB/m)

Site: AC 1	Time: 2015/07/04 - 18:37
Limit: FCC_Part15.209_RE(3m)	Engineer: Roy Cheng
Probe: BBHA9120D_1-18GHz	Polarity: Vertical
EUT: 2x2 dual band 802.11ac indoor AP	Power: AC 120V/60Hz
Test Mode: Transmit by 802.11ac-VHT20 at channel 5825MHz Ant 1+2	

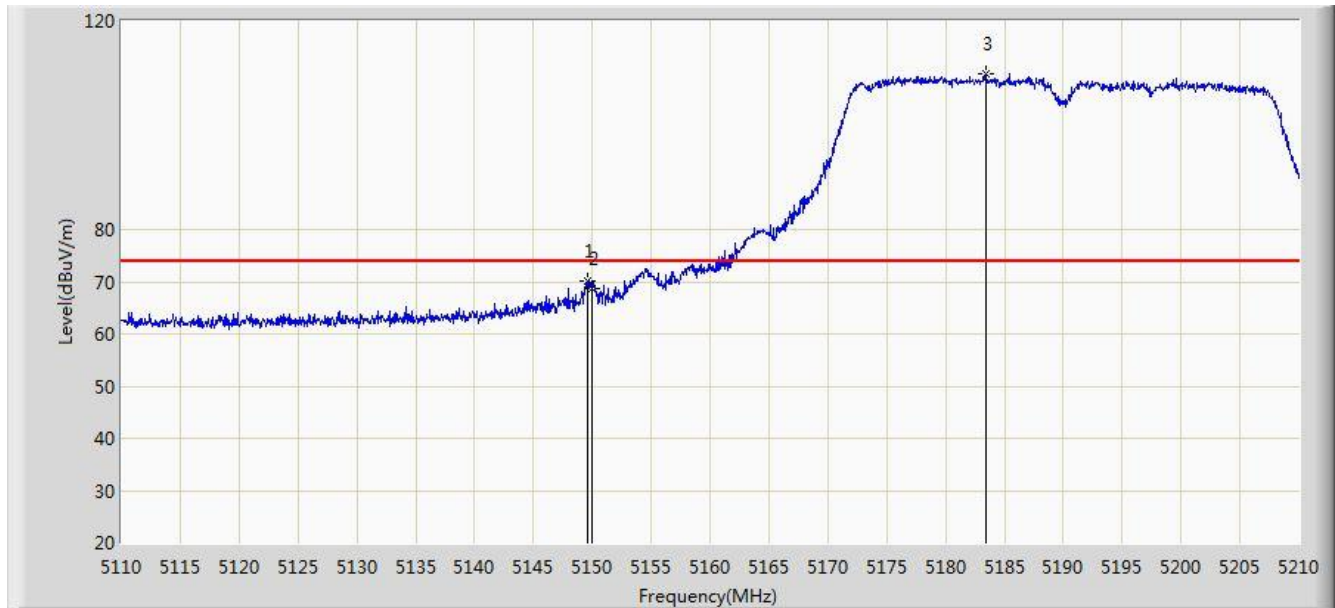


No	Flag	Mark	Frequency (MHz)	Measure Level (dBuV/m)	Reading Level (dBuV)	Over Limit (dB)	Limit (dBuV/m)	Factor (dB)	Type
1		*	5827.420	96.880	57.563	N/A	N/A	39.317	AV
2			5860.000	52.161	12.765	-1.839	54.000	39.396	AV

Note: Measure Level (dB $\mu$ V/m) = Reading Level (dB $\mu$ V) + Factor (dB)

Factor (dB) = Cable Loss (dB) + Antenna Factor (dB/m)

Site: AC 1	Time: 2015/07/04 - 18:40
Limit: FCC_Part15.209_RE(3m)	Engineer: Roy Cheng
Probe: BBHA9120D_1-18GHz	Polarity: Horizontal
EUT: 2x2 dual band 802.11ac indoor AP	Power: AC 120V/60Hz
Test Mode: Transmit by 802.11ac-VHT40 at channel 5190MHz Ant 1+2	

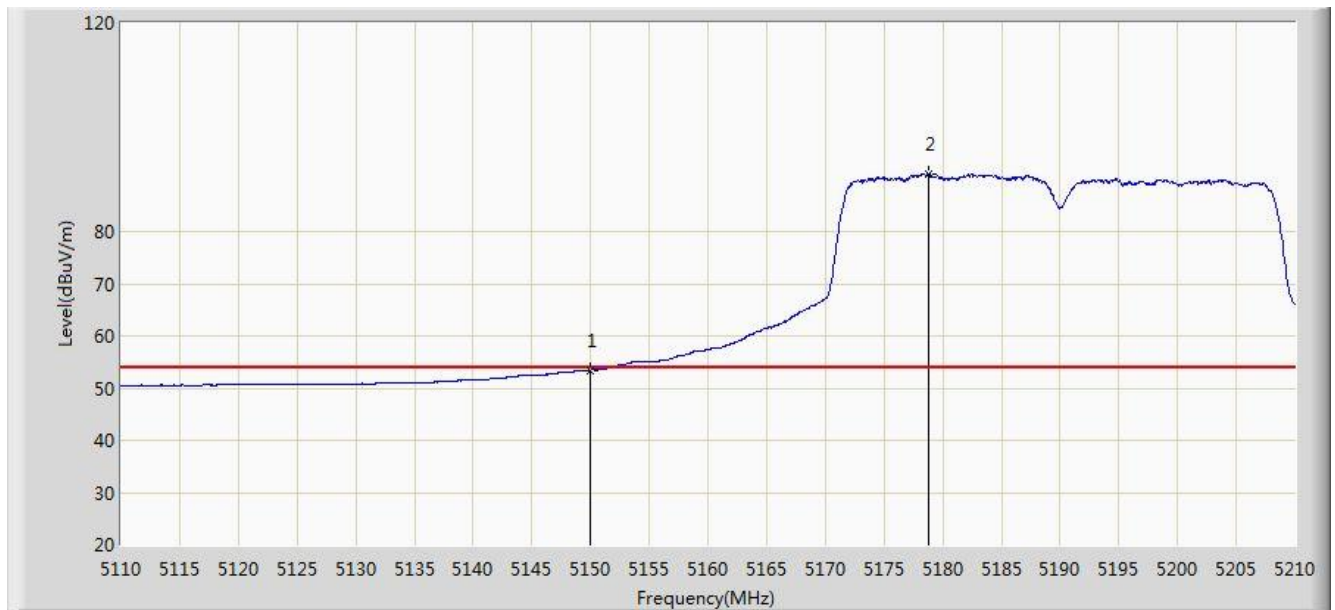


No	Flag	Mark	Frequency (MHz)	Measure Level (dBuV/m)	Reading Level (dBuV)	Over Limit (dB)	Limit (dBuV/m)	Factor (dB)	Type
1			5149.550	70.168	31.881	-3.832	74.000	38.287	PK
2			5150.000	68.592	30.305	-5.408	74.000	38.287	PK
3		*	5183.400	109.829	71.617	N/A	N/A	38.211	PK

Note: Measure Level (dB $\mu$ V/m) = Reading Level (dB $\mu$ V) + Factor (dB)

Factor (dB) = Cable Loss (dB) + Antenna Factor (dB/m)

Site: AC 1	Time: 2015/07/04 - 18:39
Limit: FCC_Part15.209_RE(3m)	Engineer: Roy Cheng
Probe: BBHA9120D_1-18GHz	Polarity: Horizontal
EUT: 2x2 dual band 802.11ac indoor AP	Power: AC 120V/60Hz
Test Mode: Transmit by 802.11ac-VHT40 at channel 5190MHz Ant 1+2	

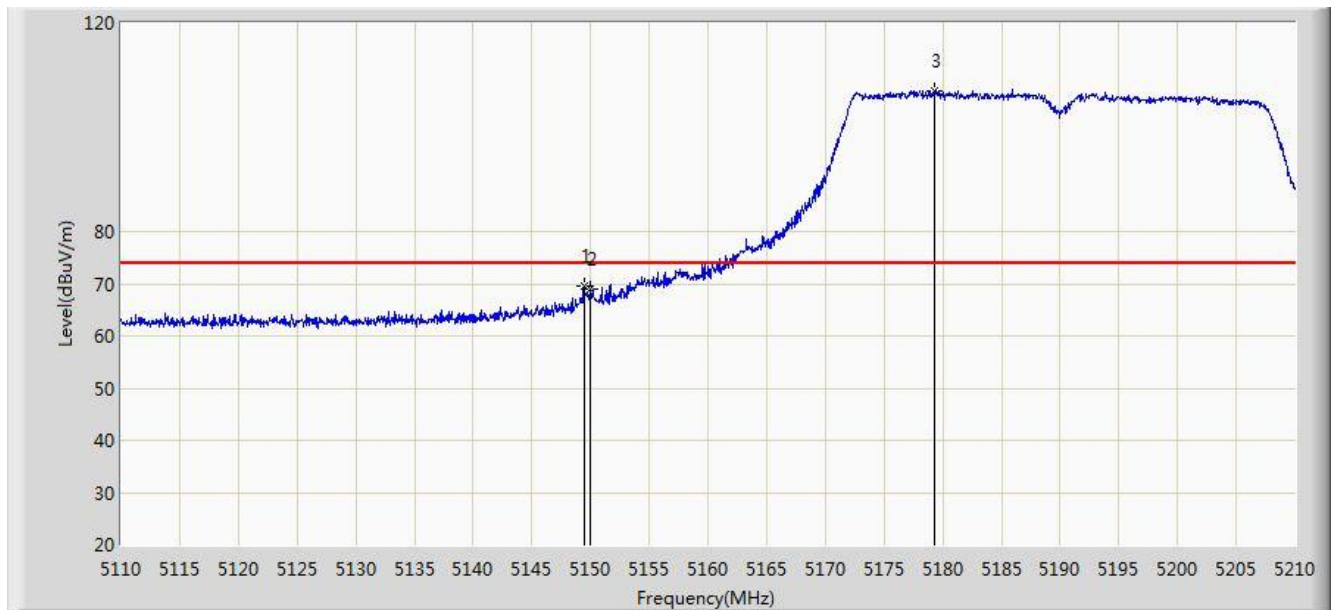


No	Flag	Mark	Frequency (MHz)	Measure Level (dBuV/m)	Reading Level (dBuV)	Over Limit (dB)	Limit (dBuV/m)	Factor (dB)	Type
1			5150.000	53.466	15.179	-0.534	54.000	38.287	AV
2		*	5178.850	91.054	52.831	N/A	N/A	38.223	AV

Note: Measure Level (dB $\mu$ V/m) = Reading Level (dB $\mu$ V) + Factor (dB)

Factor (dB) = Cable Loss (dB) + Antenna Factor (dB/m)

Site: AC 1	Time: 2015/07/04 - 18:40
Limit: FCC_Part15.209_RE(3m)	Engineer: Roy Cheng
Probe: BBHA9120D_1-18GHz	Polarity: Vertical
EUT: 2x2 dual band 802.11ac indoor AP	Power: AC 120V/60Hz
Test Mode: Transmit by 802.11ac-VHT40 at channel 5190MHz Ant 1+2	

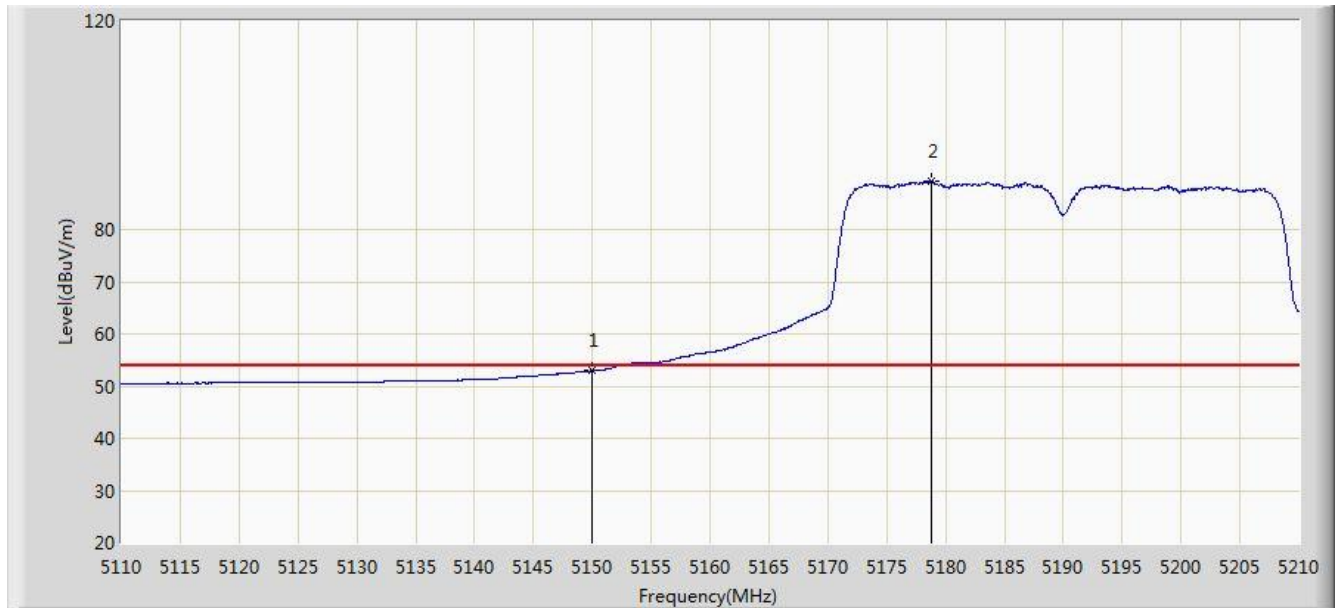


No	Flag	Mark	Frequency (MHz)	Measure Level (dBuV/m)	Reading Level (dBuV)	Over Limit (dB)	Limit (dBuV/m)	Factor (dB)	Type
1			5149.450	69.556	31.269	-4.444	74.000	38.287	PK
2			5150.000	68.981	30.694	-5.019	74.000	38.287	PK
3		*	5179.250	106.860	68.638	N/A	N/A	38.222	PK

Note: Measure Level (dB $\mu$ V/m) = Reading Level (dB $\mu$ V) + Factor (dB)

Factor (dB) = Cable Loss (dB) + Antenna Factor (dB/m)

Site: AC 1	Time: 2015/07/04 - 18:41
Limit: FCC_Part15.209_RE(3m)	Engineer: Roy Cheng
Probe: BBHA9120D_1-18GHz	Polarity: Vertical
EUT: 2x2 dual band 802.11ac indoor AP	Power: AC 120V/60Hz
Test Mode: Transmit by 802.11ac-VHT40 at channel 5190MHz Ant 1+2	

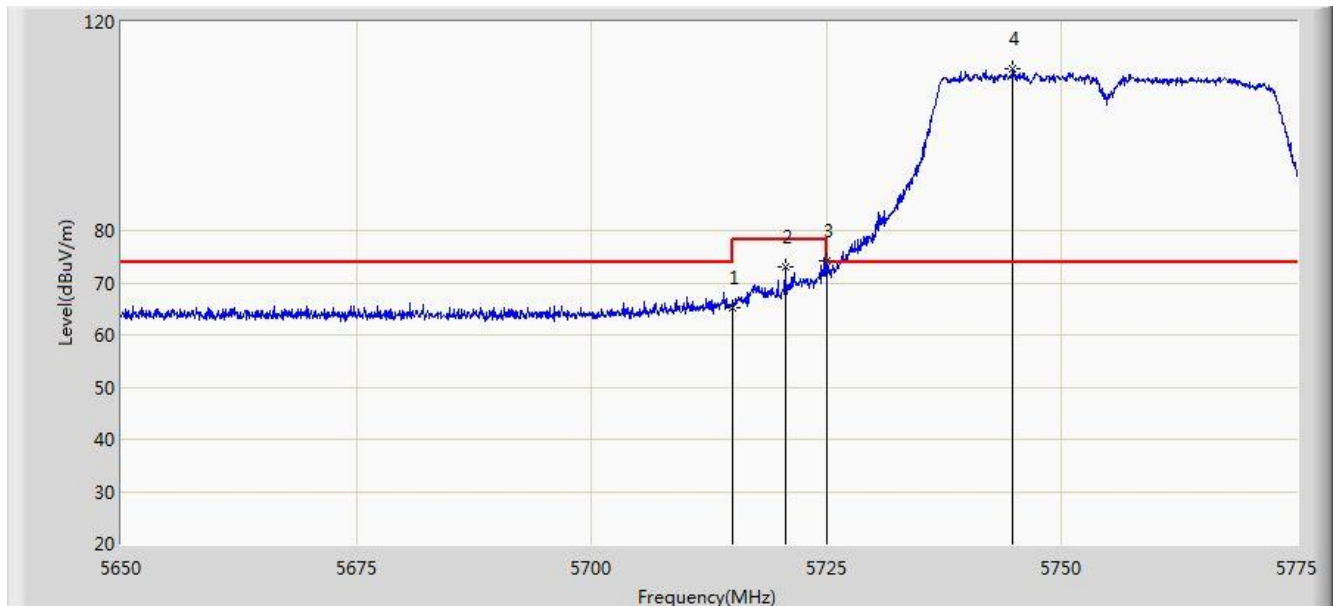


No	Flag	Mark	Frequency (MHz)	Measure Level (dBuV/m)	Reading Level (dBuV)	Over Limit (dB)	Limit (dBuV/m)	Factor (dB)	Type
1			5150.000	52.937	14.650	-1.063	54.000	38.287	AV
2		*	5178.850	89.276	51.053	N/A	N/A	38.223	AV

Note: Measure Level (dB $\mu$ V/m) = Reading Level (dB $\mu$ V) + Factor (dB)

Factor (dB) = Cable Loss (dB) + Antenna Factor (dB/m)

Site: AC 1	Time: 2015/07/04 - 18:47
Limit: FCC_Part15.209_RE(3m)	Engineer: Roy Cheng
Probe: BBHA9120D_1-18GHz	Polarity: Horizontal
EUT: 2x2 dual band 802.11ac indoor AP	Power: AC 120V/60Hz
Test Mode: Transmit by 802.11ac-VHT40 at channel 5755MHz Ant 1+2	

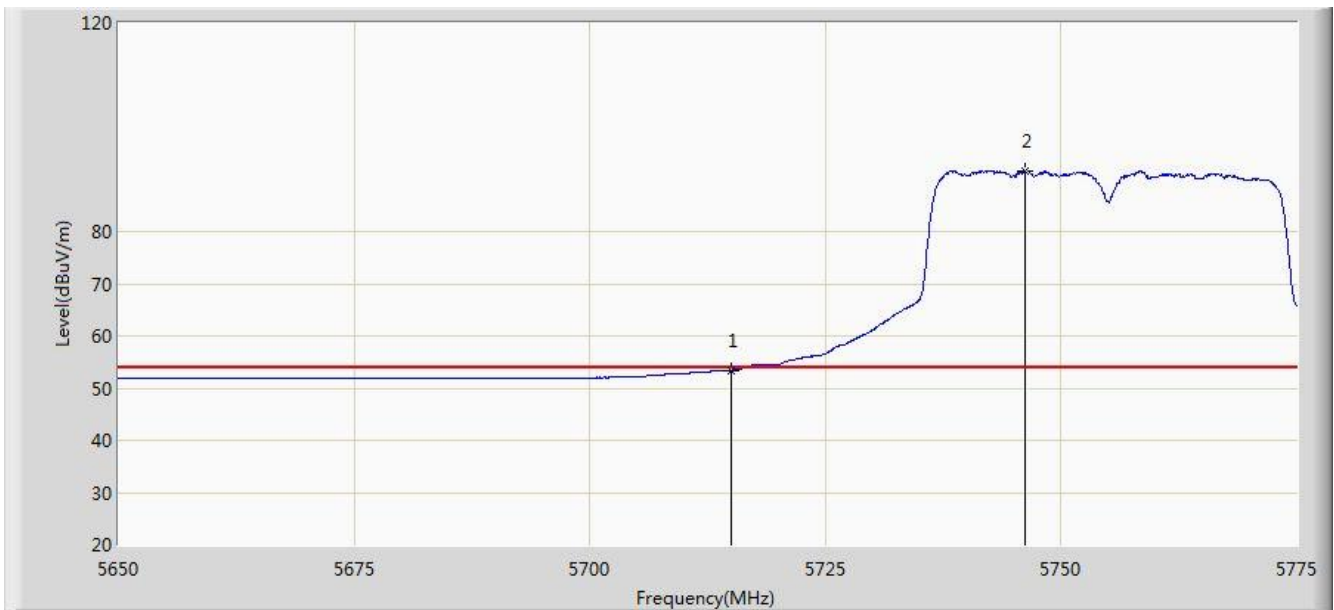


No	Flag	Mark	Frequency (MHz)	Measure Level (dBuV/m)	Reading Level (dBuV)	Over Limit (dB)	Limit (dBuV/m)	Factor (dB)	Type
1			5715.000	65.205	26.367	-8.795	74.000	38.838	PK
2			5720.625	73.041	34.174	-5.159	78.200	38.867	PK
3			5725.000	74.075	35.185	-4.125	78.200	38.890	PK
4		*	5744.812	110.942	71.951	N/A	N/A	38.991	PK

Note: Measure Level (dB $\mu$ V/m) = Reading Level (dB $\mu$ V) + Factor (dB)

Factor (dB) = Cable Loss (dB) + Antenna Factor (dB/m)

Site: AC 1	Time: 2015/07/04 - 18:46
Limit: FCC_Part15.209_RE(3m)	Engineer: Roy Cheng
Probe: BBHA9120D_1-18GHz	Polarity: Horizontal
EUT: 2x2 dual band 802.11ac indoor AP	Power: AC 120V/60Hz
Test Mode: Transmit by 802.11ac-VHT40 at channel 5755MHz Ant 1+2	



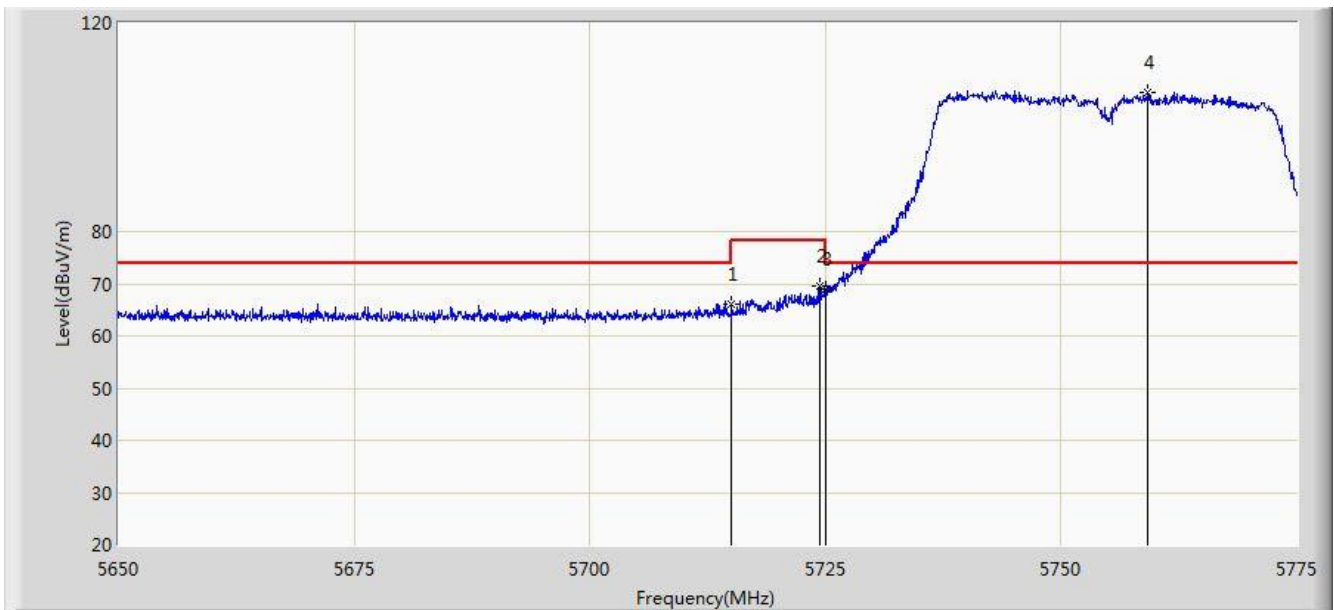
No	Flag	Mark	Frequency (MHz)	Measure Level (dBuV/m)	Reading Level (dBuV)	Over Limit (dB)	Limit (dBuV/m)	Factor (dB)	Type
1			5715.000	53.410	14.572	-0.590	54.000	38.838	AV
2		*	5746.187	91.591	52.593	N/A	N/A	38.997	AV

Note: Measure Level (dB $\mu$ V/m) = Reading Level (dB $\mu$ V) + Factor (dB)

Factor (dB) = Cable Loss (dB) + Antenna Factor (dB/m)



Site: AC 1	Time: 2015/07/04 - 18:47
Limit: FCC_Part15.209_RE(3m)	Engineer: Roy Cheng
Probe: BBHA9120D_1-18GHz	Polarity: Vertical
EUT: 2x2 dual band 802.11ac indoor AP	Power: AC 120V/60Hz
Test Mode: Transmit by 802.11ac-VHT40 at channel 5755MHz Ant 1+2	

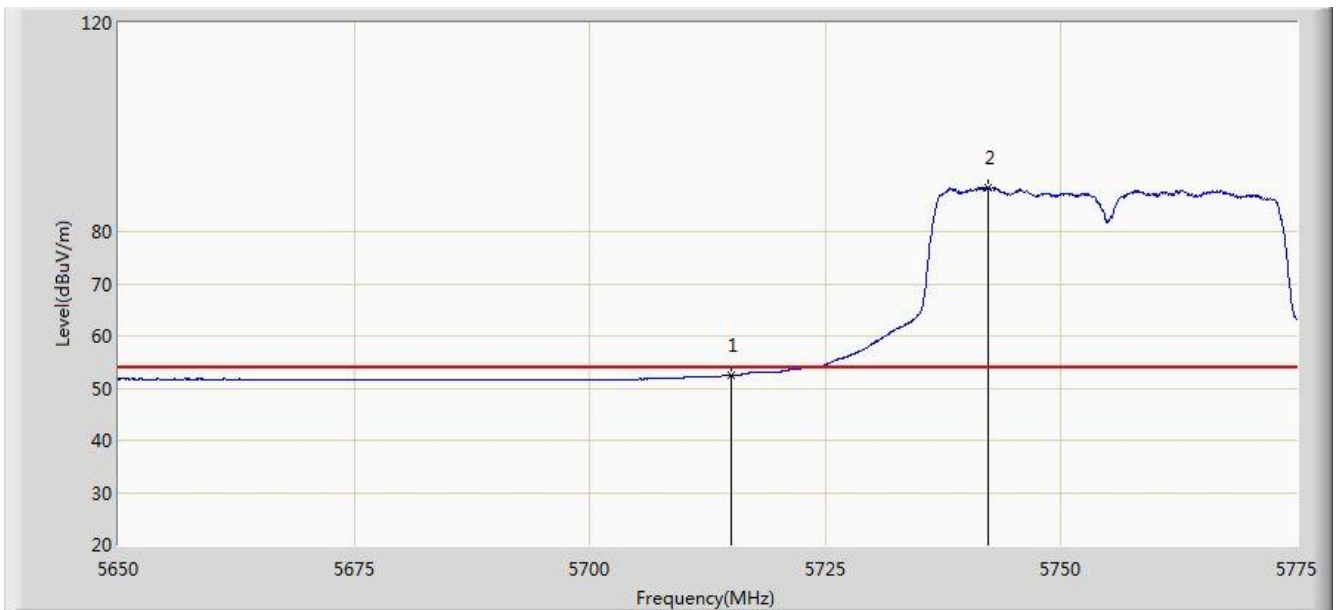


No	Flag	Mark	Frequency (MHz)	Measure Level (dBuV/m)	Reading Level (dBuV)	Over Limit (dB)	Limit (dBuV/m)	Factor (dB)	Type
1			5715.000	66.216	27.378	-7.784	74.000	38.838	PK
2			5724.437	69.446	30.559	-8.754	78.200	38.887	PK
3			5725.000	68.970	30.080	-9.230	78.200	38.890	PK
4		*	5759.250	106.775	67.716	N/A	N/A	39.059	PK

Note: Measure Level (dB $\mu$ V/m) = Reading Level (dB $\mu$ V) + Factor (dB)

Factor (dB) = Cable Loss (dB) + Antenna Factor (dB/m)

Site: AC 1	Time: 2015/07/04 - 18:48
Limit: FCC_Part15.209_RE(3m)	Engineer: Roy Cheng
Probe: BBHA9120D_1-18GHz	Polarity: Vertical
EUT: 2x2 dual band 802.11ac indoor AP	Power: AC 120V/60Hz
Test Mode: Transmit by 802.11ac-VHT40 at channel 5755MHz Ant 1+2	

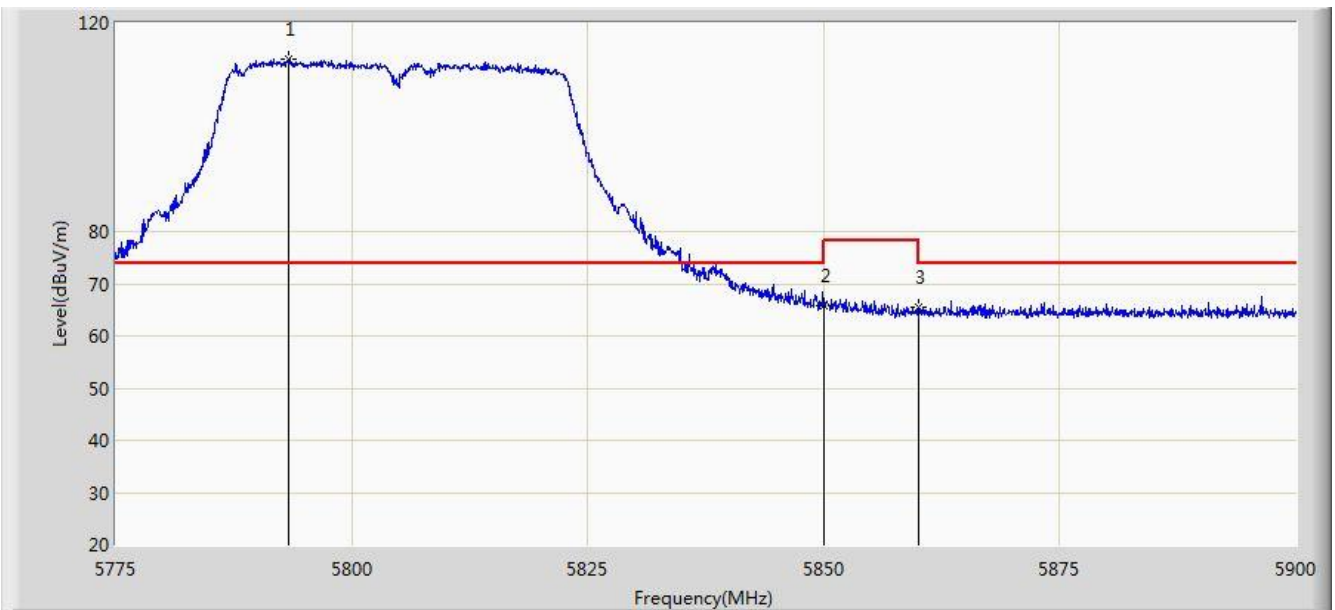


No	Flag	Mark	Frequency (MHz)	Measure Level (dBuV/m)	Reading Level (dBuV)	Over Limit (dB)	Limit (dBuV/m)	Factor (dB)	Type
1			5715.000	52.412	13.574	-1.588	54.000	38.838	AV
2		*	5742.312	88.291	49.312	N/A	N/A	38.979	AV

Note: Measure Level (dB $\mu$ V/m) = Reading Level (dB $\mu$ V) + Factor (dB)

Factor (dB) = Cable Loss (dB) + Antenna Factor (dB/m)

Site: AC 1	Time: 2015/07/04 - 18:49
Limit: FCC_Part15.209_RE(3m)	Engineer: Roy Cheng
Probe: BBHA9120D_1-18GHz	Polarity: Horizontal
EUT: 2x2 dual band 802.11ac indoor AP	Power: AC 120V/60Hz
Test Mode: Transmit by 802.11ac-VHT40 at channel 5795MHz Ant 1+2	

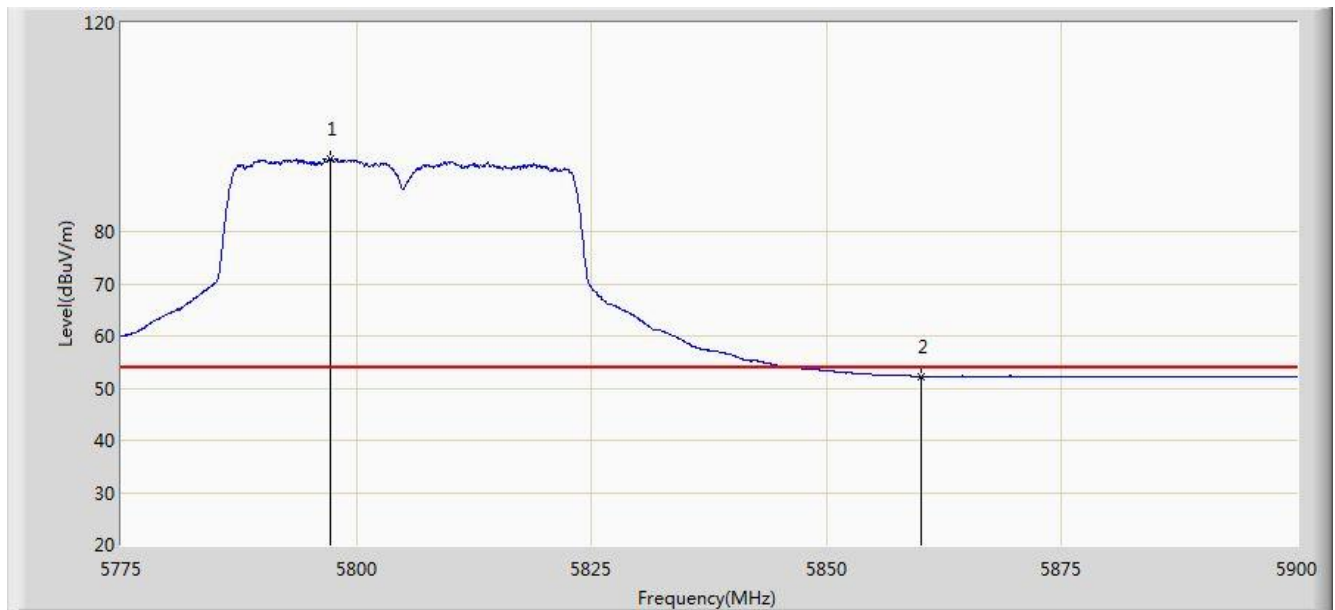


No	Flag	Mark	Frequency (MHz)	Measure Level (dBuV/m)	Reading Level (dBuV)	Over Limit (dB)	Limit (dBuV/m)	Factor (dB)	Type
1		*	5793.250	113.186	73.983	N/A	N/A	39.203	PK
2			5850.000	65.839	26.458	-12.361	78.200	39.381	PK
3			5860.000	65.476	26.080	-8.524	74.000	39.396	PK

Note: Measure Level (dB $\mu$ V/m) = Reading Level (dB $\mu$ V) + Factor (dB)

Factor (dB) = Cable Loss (dB) + Antenna Factor (dB/m)

Site: AC 1	Time: 2015/07/04 - 18:50
Limit: FCC_Part15.209_RE(3m)	Engineer: Roy Cheng
Probe: BBHA9120D_1-18GHz	Polarity: Horizontal
EUT: 2x2 dual band 802.11ac indoor AP	Power: AC 120V/60Hz
Test Mode: Transmit by 802.11ac-VHT40 at channel 5795MHz Ant 1+2	

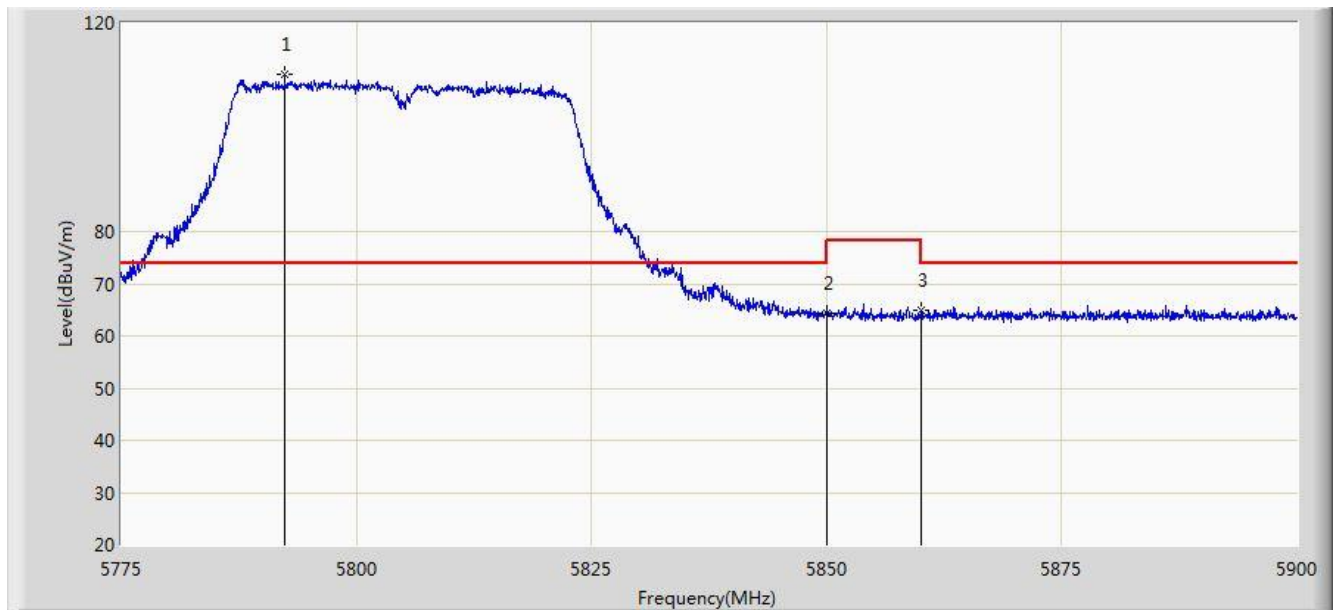


No	Flag	Mark	Frequency (MHz)	Measure Level (dBuV/m)	Reading Level (dBuV)	Over Limit (dB)	Limit (dBuV/m)	Factor (dB)	Type
1		*	5797.312	94.046	54.828	N/A	N/A	39.217	AV
2			5860.000	52.286	12.890	-1.714	54.000	39.396	AV

Note: Measure Level (dB $\mu$ V/m) = Reading Level (dB $\mu$ V) + Factor (dB)

Factor (dB) = Cable Loss (dB) + Antenna Factor (dB/m)

Site: AC 1	Time: 2015/07/04 - 18:50
Limit: FCC_Part15.209_RE(3m)	Engineer: Roy Cheng
Probe: BBHA9120D_1-18GHz	Polarity: Vertical
EUT: 2x2 dual band 802.11ac indoor AP	Power: AC 120V/60Hz
Test Mode: Transmit by 802.11ac-VHT40 at channel 5795MHz Ant 1+2	

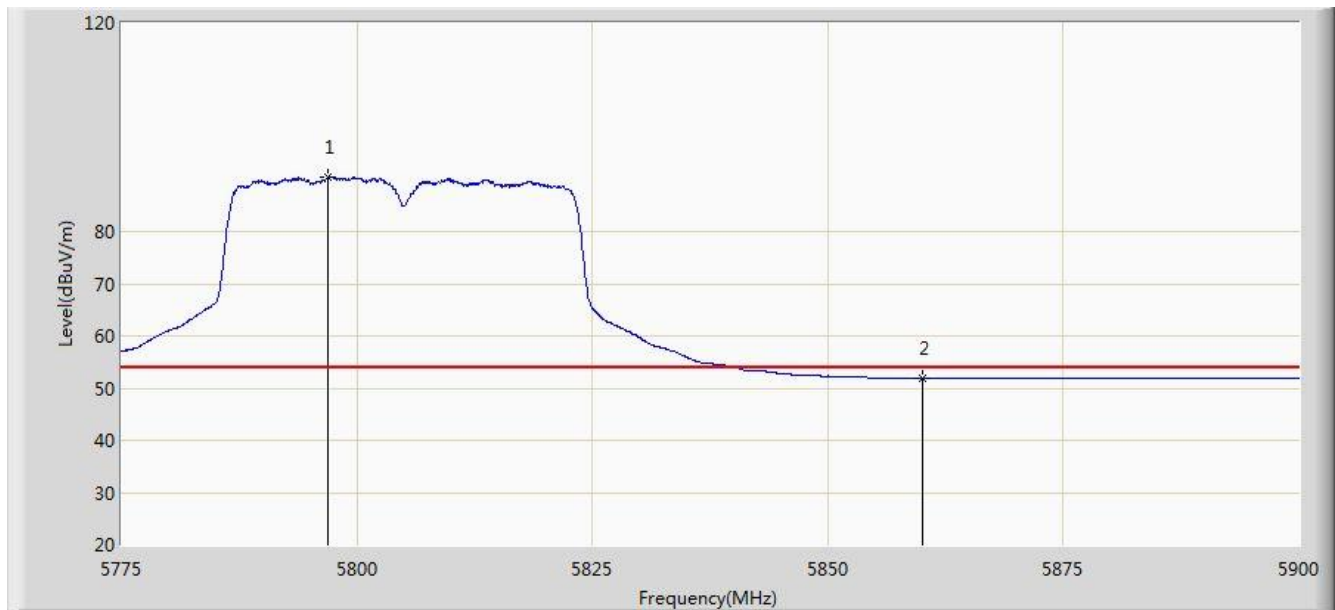


No	Flag	Mark	Frequency (MHz)	Measure Level (dBuV/m)	Reading Level (dBuV)	Over Limit (dB)	Limit (dBuV/m)	Factor (dB)	Type
1		*	5792.375	110.285	71.086	N/A	N/A	39.199	PK
2			5850.000	64.308	24.927	-13.892	78.200	39.381	PK
3			5860.000	64.826	25.430	-9.174	74.000	39.396	PK

Note: Measure Level (dB $\mu$ V/m) = Reading Level (dB $\mu$ V) + Factor (dB)

Factor (dB) = Cable Loss (dB) + Antenna Factor (dB/m)

Site: AC 1	Time: 2015/07/04 - 18:51
Limit: FCC_Part15.209_RE(3m)	Engineer: Roy Cheng
Probe: BBHA9120D_1-18GHz	Polarity: Vertical
EUT: 2x2 dual band 802.11ac indoor AP	Power: AC 120V/60Hz
Test Mode: Transmit by 802.11ac-VHT40 at channel 5795MHz Ant 1+2	

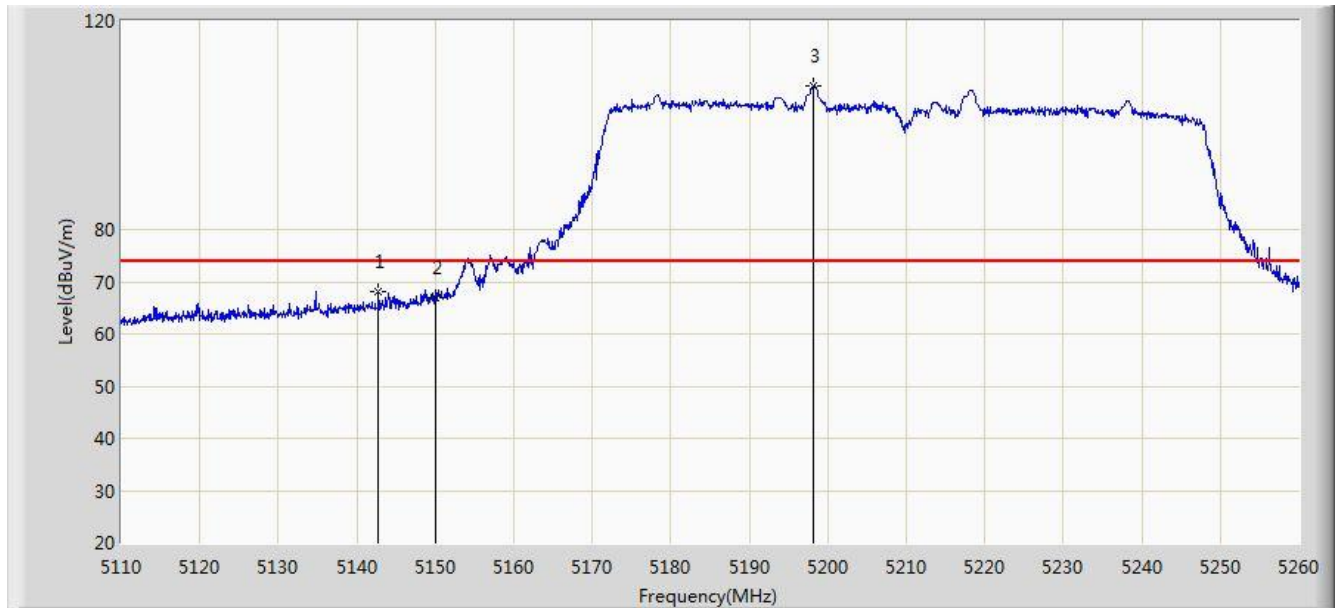


No	Flag	Mark	Frequency (MHz)	Measure Level (dBuV/m)	Reading Level (dBuV)	Over Limit (dB)	Limit (dBuV/m)	Factor (dB)	Type
1		*	5796.875	90.428	51.212	N/A	N/A	39.216	AV
2			5860.000	51.907	12.511	-2.093	54.000	39.396	AV

Note: Measure Level (dB $\mu$ V/m) = Reading Level (dB $\mu$ V) + Factor (dB)

Factor (dB) = Cable Loss (dB) + Antenna Factor (dB/m)

Site: AC 1	Time: 2015/07/04 - 18:54
Limit: FCC_Part15.209_RE(3m)	Engineer: Roy Cheng
Probe: BBHA9120D_1-18GHz	Polarity: Horizontal
EUT: 2x2 dual band 802.11ac indoor AP	Power: AC 120V/60Hz
Test Mode: Transmit by 802.11ac-VHT80 at channel 5210MHz Ant 1+2	

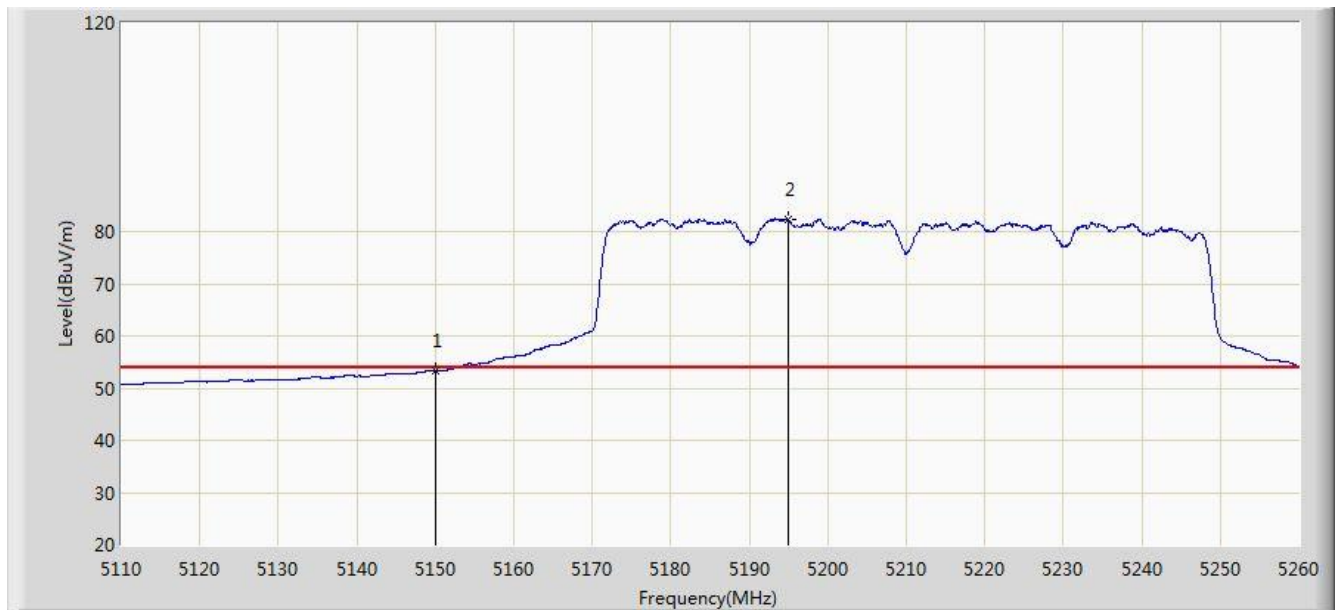


No	Flag	Mark	Frequency (MHz)	Measure Level (dBuV/m)	Reading Level (dBuV)	Over Limit (dB)	Limit (dBuV/m)	Factor (dB)	Type
1			5142.775	68.162	29.871	-5.838	74.000	38.290	PK
2			5150.000	67.059	28.772	-6.941	74.000	38.287	PK
3		*	5198.200	107.467	69.291	N/A	N/A	38.175	PK

Note: Measure Level (dB $\mu$ V/m) = Reading Level (dB $\mu$ V) + Factor (dB)

Factor (dB) = Cable Loss (dB) + Antenna Factor (dB/m)

Site: AC 1	Time: 2015/07/04 - 18:54
Limit: FCC_Part15.209_RE(3m)	Engineer: Roy Cheng
Probe: BBHA9120D_1-18GHz	Polarity: Horizontal
EUT: 2x2 dual band 802.11ac indoor AP	Power: AC 120V/60Hz
Test Mode: Transmit by 802.11ac-VHT80 at channel 5210MHz Ant 1+2	



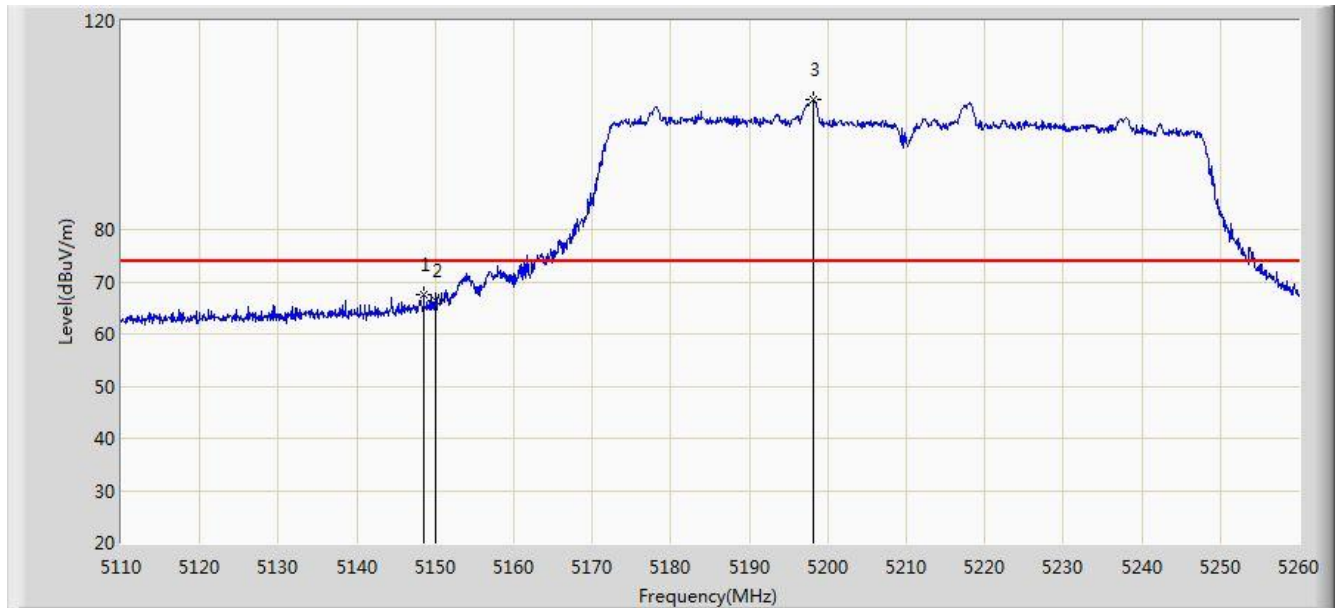
No	Flag	Mark	Frequency (MHz)	Measure Level (dBuV/m)	Reading Level (dBuV)	Over Limit (dB)	Limit (dBuV/m)	Factor (dB)	Type
1			5150.000	53.267	14.980	-0.733	54.000	38.287	AV
2		*	5194.900	82.286	44.103	N/A	N/A	38.183	AV

Note: Measure Level (dB $\mu$ V/m) = Reading Level (dB $\mu$ V) + Factor (dB)

Factor (dB) = Cable Loss (dB) + Antenna Factor (dB/m)



Site: AC 1	Time: 2015/07/04 - 18:55
Limit: FCC_Part15.209_RE(3m)	Engineer: Roy Cheng
Probe: BBHA9120D_1-18GHz	Polarity: Vertical
EUT: 2x2 dual band 802.11ac indoor AP	Power: AC 120V/60Hz
Test Mode: Transmit by 802.11ac-VHT80 at channel 5210MHz Ant 1+2	

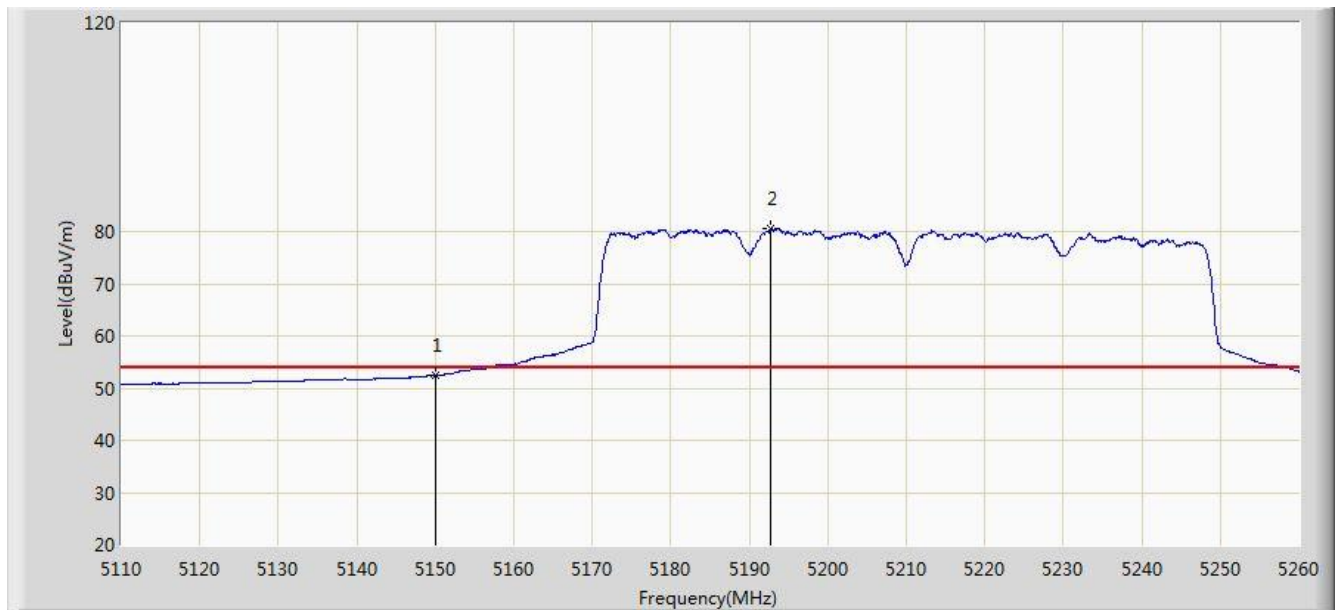


No	Flag	Mark	Frequency (MHz)	Measure Level (dBuV/m)	Reading Level (dBuV)	Over Limit (dB)	Limit (dBuV/m)	Factor (dB)	Type
1			5148.550	67.590	29.303	-6.410	74.000	38.287	PK
2			5150.000	66.282	27.995	-7.718	74.000	38.287	PK
3		*	5198.125	104.883	66.707	N/A	N/A	38.176	PK

Note: Measure Level (dB $\mu$ V/m) = Reading Level (dB $\mu$ V) + Factor (dB)

Factor (dB) = Cable Loss (dB) + Antenna Factor (dB/m)

Site: AC 1	Time: 2015/07/04 - 18:56
Limit: FCC_Part15.209_RE(3m)	Engineer: Roy Cheng
Probe: BBHA9120D_1-18GHz	Polarity: Vertical
EUT: 2x2 dual band 802.11ac indoor AP	Power: AC 120V/60Hz
Test Mode: Transmit by 802.11ac-VHT80 at channel 5210MHz Ant 1+2	

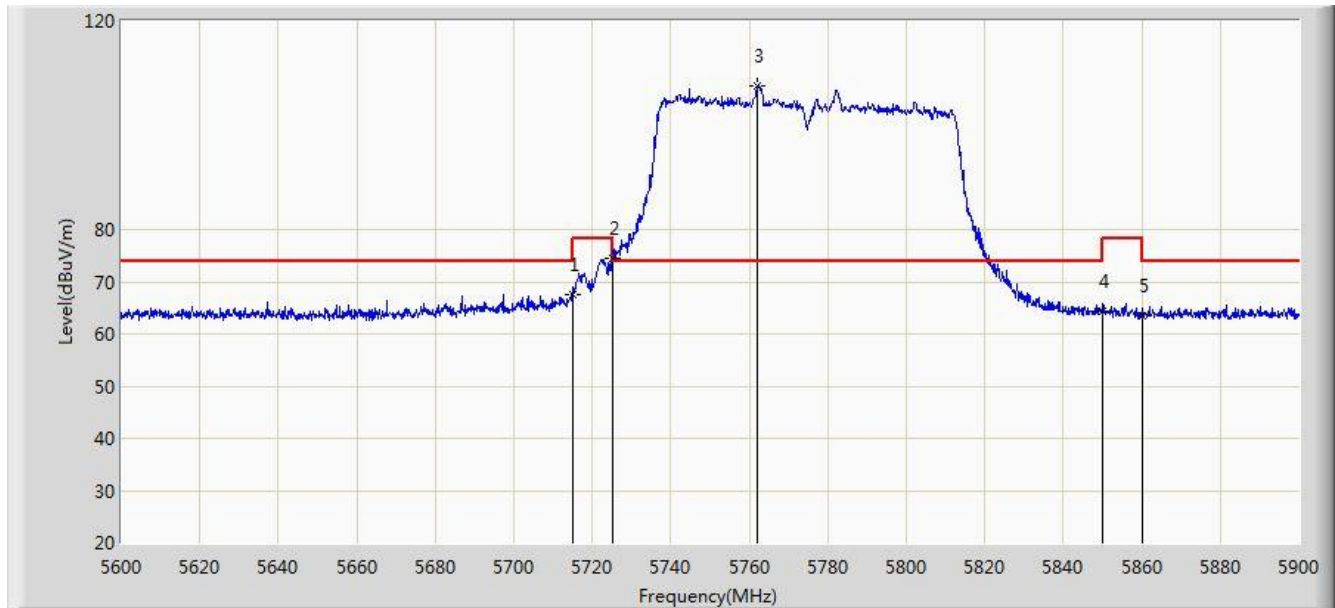


No	Flag	Mark	Frequency (MHz)	Measure Level (dBuV/m)	Reading Level (dBuV)	Over Limit (dB)	Limit (dBuV/m)	Factor (dB)	Type
1			5150.000	52.374	14.087	-1.626	54.000	38.287	AV
2		*	5192.800	80.467	42.279	N/A	N/A	38.189	AV

Note: Measure Level (dB $\mu$ V/m) = Reading Level (dB $\mu$ V) + Factor (dB)

Factor (dB) = Cable Loss (dB) + Antenna Factor (dB/m)

Site: AC 1	Time: 2015/07/04 - 19:00
Limit: FCC_Part15.209_RE(3m)	Engineer: Roy Cheng
Probe: BBHA9120D_1-18GHz	Polarity: Horizontal
EUT: 2x2 dual band 802.11ac indoor AP	Power: AC 120V/60Hz
Test Mode: Transmit by 802.11ac-VHT80 at channel 5775MHz Ant 1+2	

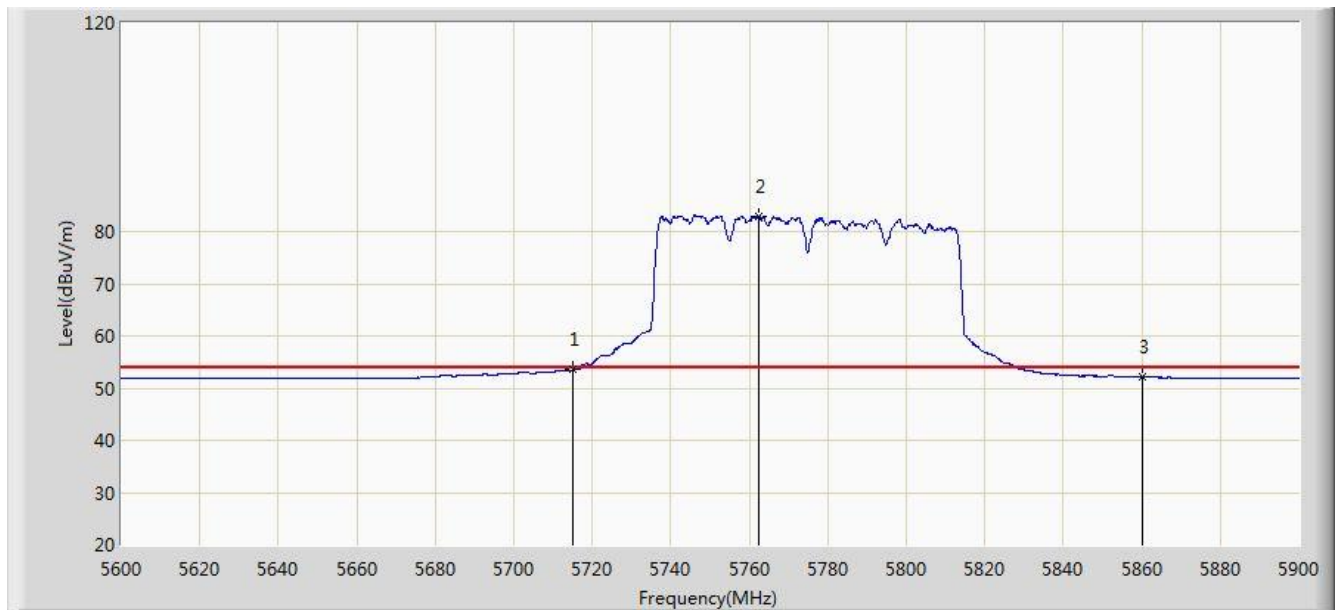


No	Flag	Mark	Frequency (MHz)	Measure Level (dBuV/m)	Reading Level (dBuV)	Over Limit (dB)	Limit (dBuV/m)	Factor (dB)	Type
1			5715.000	67.486	28.648	-6.514	74.000	38.838	PK
2			5725.000	74.397	35.507	-3.803	78.200	38.890	PK
3		*	5762.150	107.631	68.560	N/A	N/A	39.071	PK
4			5850.000	64.446	25.065	-13.754	78.200	39.381	PK
5			5860.000	63.484	24.088	-10.516	74.000	39.396	PK

Note: Measure Level (dBμV/m) = Reading Level (dBμV) + Factor (dB)

Factor (dB) = Cable Loss (dB) + Antenna Factor (dB/m)

Site: AC 1	Time: 2015/07/04 - 18:59
Limit: FCC_Part15.209_RE(3m)	Engineer: Roy Cheng
Probe: BBHA9120D_1-18GHz	Polarity: Horizontal
EUT: 2x2 dual band 802.11ac indoor AP	Power: AC 120V/60Hz
Test Mode: Transmit by 802.11ac-VHT80 at channel 5775MHz Ant 1+2	

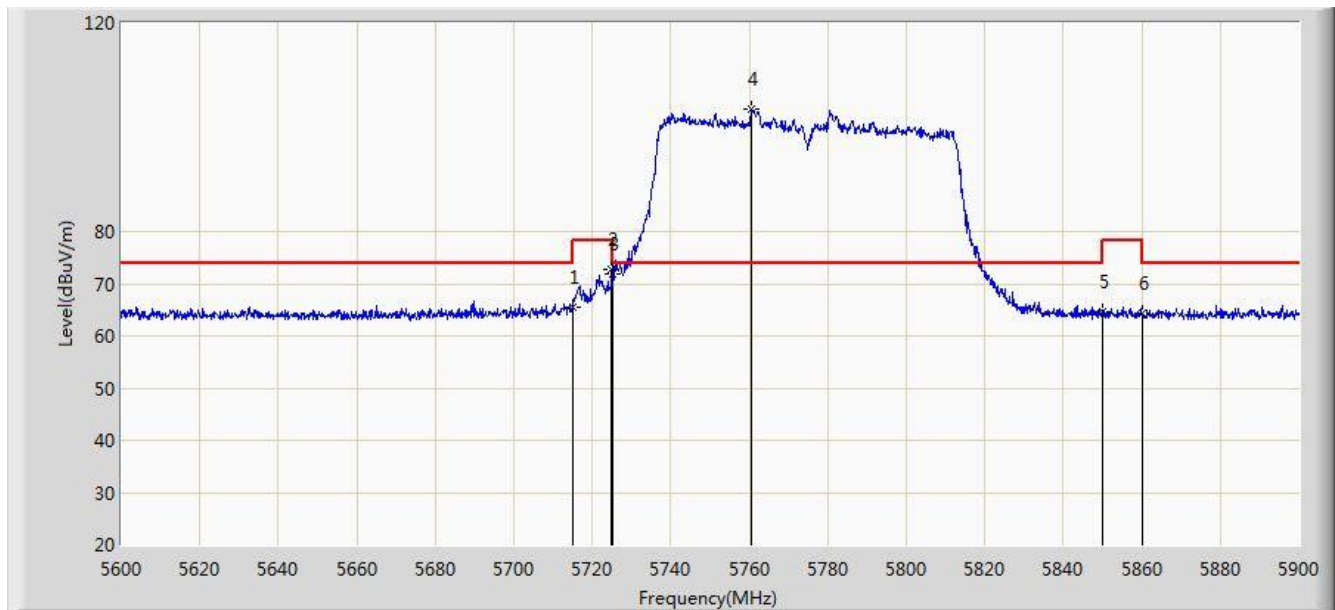


No	Flag	Mark	Frequency (MHz)	Measure Level (dBuV/m)	Reading Level (dBuV)	Over Limit (dB)	Limit (dBuV/m)	Factor (dB)	Type
1			5715.000	53.571	14.733	-0.429	54.000	38.838	AV
2		*	5762.300	82.920	43.848	N/A	N/A	39.071	AV
3			5860.000	52.061	12.665	-1.939	54.000	39.396	AV

Note: Measure Level (dB $\mu$ V/m) = Reading Level (dB $\mu$ V) + Factor (dB)

Factor (dB) = Cable Loss (dB) + Antenna Factor (dB/m)

Site: AC 1	Time: 2015/07/04 - 19:01
Limit: FCC_Part15.209_RE(3m)	Engineer: Roy Cheng
Probe: BBHA9120D_1-18GHz	Polarity: Vertical
EUT: 2x2 dual band 802.11ac indoor AP	Power: AC 120V/60Hz
Test Mode: Transmit by 802.11ac-VHT80 at channel 5775MHz Ant 1+2	

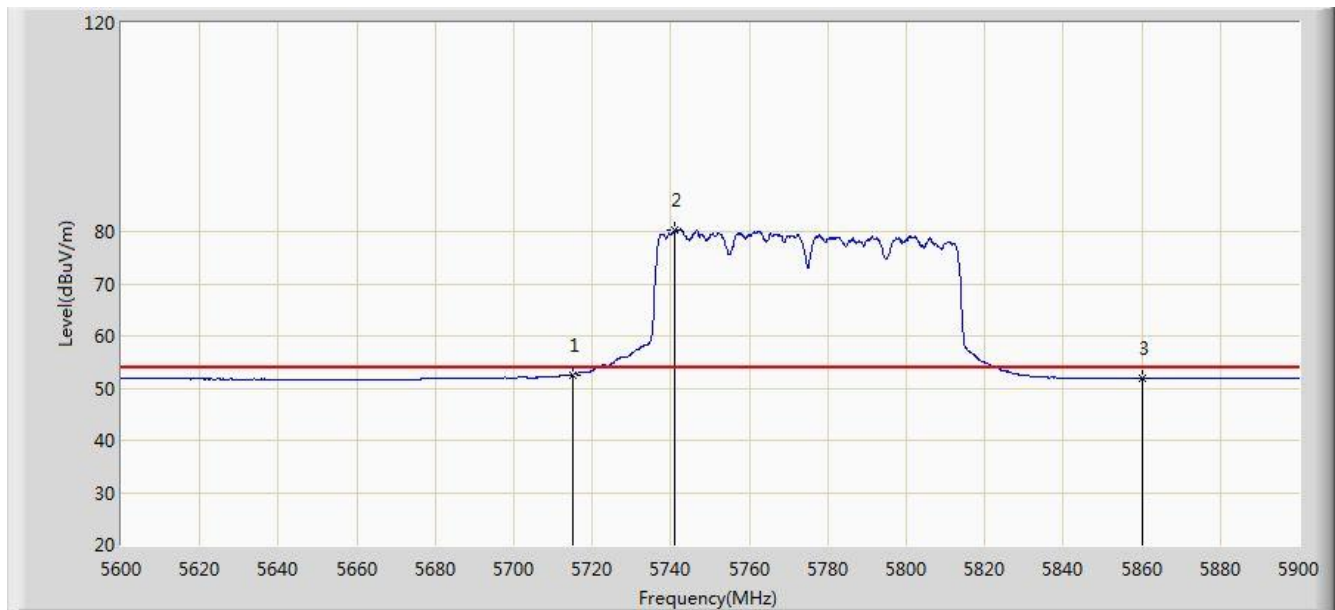


No	Flag	Mark	Frequency (MHz)	Measure Level (dBuV/m)	Reading Level (dBuV)	Over Limit (dB)	Limit (dBuV/m)	Factor (dB)	Type
1			5715.000	65.430	26.592	-8.570	74.000	38.838	PK
2			5724.950	72.814	33.925	-5.386	78.200	38.890	PK
3			5725.000	71.778	32.888	-6.422	78.200	38.890	PK
4		*	5760.500	103.414	64.350	N/A	N/A	39.064	PK
5			5850.000	64.564	25.183	-13.636	78.200	39.381	PK
6			5860.000	64.326	24.930	-9.674	74.000	39.396	PK

Note: Measure Level (dB $\mu$ V/m) = Reading Level (dB $\mu$ V) + Factor (dB)

Factor (dB) = Cable Loss (dB) + Antenna Factor (dB/m)

Site: AC 1	Time: 2015/07/04 - 19:02
Limit: FCC_Part15.209_RE(3m)	Engineer: Roy Cheng
Probe: BBHA9120D_1-18GHz	Polarity: Vertical
EUT: 2x2 dual band 802.11ac indoor AP	Power: AC 120V/60Hz
Test Mode: Transmit by 802.11ac-VHT80 at channel 5775MHz Ant 1+2	



No	Flag	Mark	Frequency (MHz)	Measure Level (dBuV/m)	Reading Level (dBuV)	Over Limit (dB)	Limit (dBuV/m)	Factor (dB)	Type
1			5715.000	52.557	13.719	-1.443	54.000	38.838	AV
2		*	5741.150	80.407	41.434	N/A	N/A	38.973	AV
3			5860.000	51.806	12.410	-2.194	54.000	39.396	AV

Note: Measure Level (dB $\mu$ V/m) = Reading Level (dB $\mu$ V) + Factor (dB)

Factor (dB) = Cable Loss (dB) + Antenna Factor (dB/m)

## 7.10. AC Conducted Emissions Measurement

### 7.10.1. Test Limit

FCC Part 15 Subpart C Paragraph 15.207		
Frequency (MHz)	QP (dB $\mu$ V)	AV (dB $\mu$ V)
0.15 - 0.50	66 - 56	56 - 46
0.50 - 5.0	56	46
5.0 - 30	60	50

Note 1: The lower limit shall apply at the transition frequencies.

Note 2: The limit decreases linearly with the logarithm of the frequency in the range 0.15MHz to 0.5MHz.

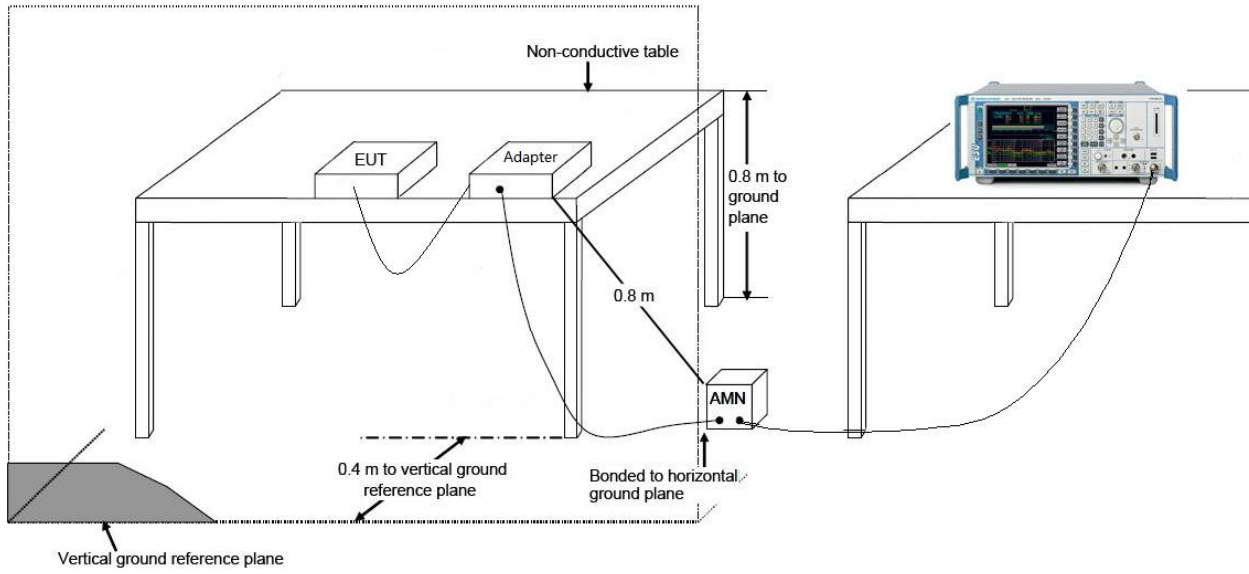
### 7.10.2. Test Procedure

The EUT was setup according to ANSI C63.4, 2009 and tested according to KDB 789033 for compliance to FCC 47CFR 15.247 requirements. The EUT was placed on a platform of nominal size, 1 m by 1.5 m, raised 80 cm above the conducting ground plane. The vertical conducting plane was located 40 cm to the rear of the EUT. All other surfaces of EUT were at least 80 cm from any other grounded conducting surface. The EUT and simulators are connected to the main power through a line impedance stabilization network (LISN). The LISN provides a 50 ohm /50uH coupling impedance for the measuring equipment. The peripheral devices are also connected to the main power through a LISN. (Please refer to the block diagram of the test setup and photographs) Each current-carrying conductor of the EUT power cord, except the ground (safety) conductor, was individually connected through a LISN to the input power source.

The excess length of the power cord between the EUT and the LISN receptacle were folded back and forth at the center of the lead to form a bundle not exceeding 40 cm in length.

Conducted emissions were investigated over the frequency range from 0.15MHz to 30MHz using a receiver bandwidth of 9 kHz.

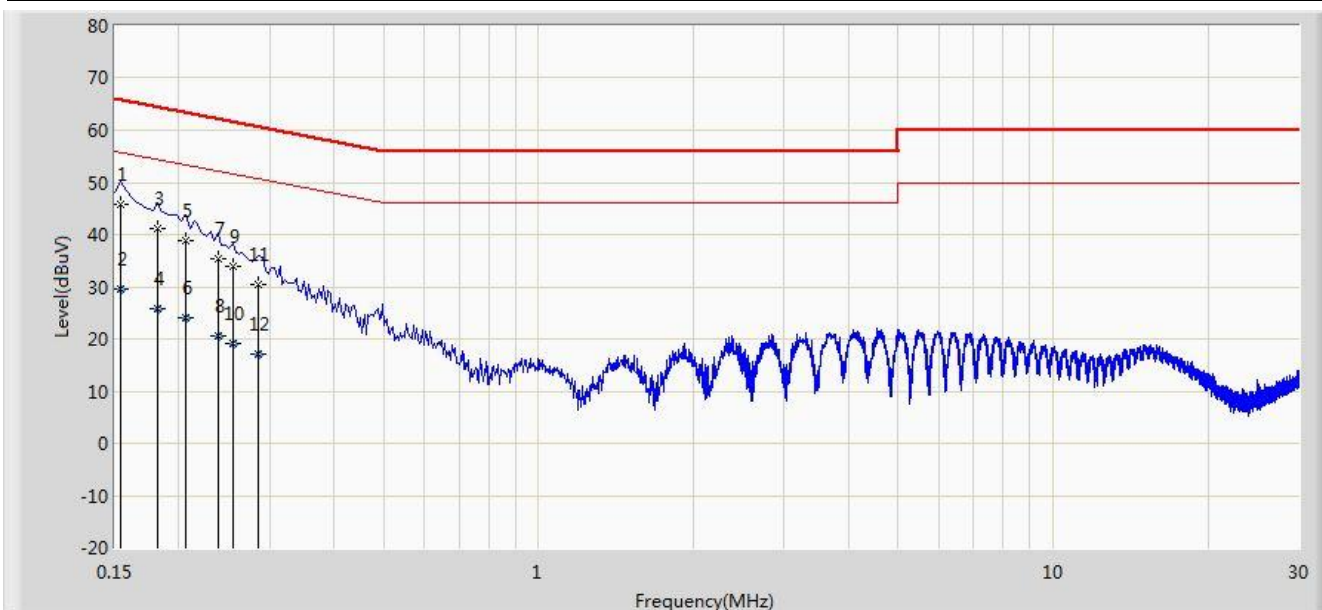
### 7.10.3. Test Setup





**7.10.4. Test Result**

Site: SR2	Time: 2014/11/21 - 18:38
Limit: FCC_Part15.207_CE_AC Power	Engineer: Milo Li
Probe: ENV216_101683_Filter On	Polarity: Line
EUT: 2x2 dual band 802.11ac indoor AP	Power: AC 120V/60Hz
Note: Communication with Notebook	

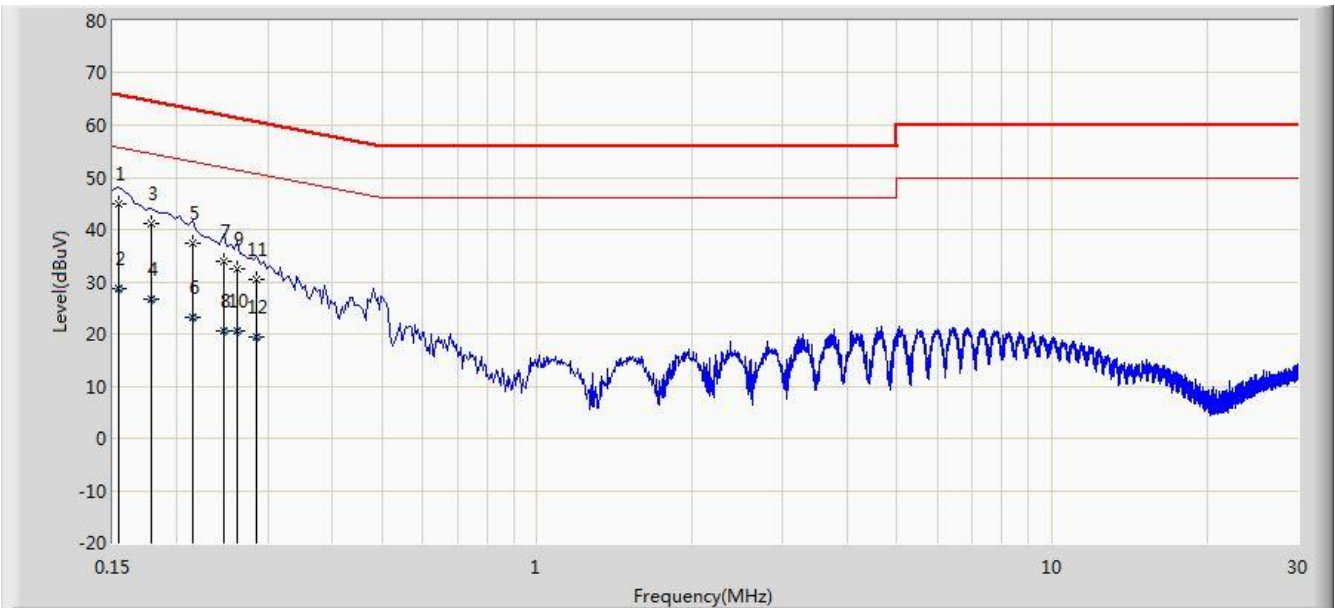


No	Flag	Mark	Frequency (MHz)	Measure Level (dBuV)	Reading Level (dBuV)	Over Limit (dB)	Limit (dBuV)	Factor (dB)	Type
1		*	0.154	45.832	35.092	-19.950	65.781	10.740	QP
2			0.154	29.509	18.770	-26.272	55.781	10.740	AV
3			0.182	41.179	31.130	-23.215	64.394	10.048	QP
4			0.182	25.860	15.811	-28.534	54.394	10.048	AV
5			0.206	38.807	28.826	-24.558	63.365	9.981	QP
6			0.206	23.956	13.975	-29.409	53.365	9.981	AV
7			0.238	35.394	25.439	-26.772	62.166	9.954	QP
8			0.238	20.435	10.481	-31.731	52.166	9.954	AV
9			0.254	33.880	23.913	-27.745	61.625	9.967	QP
10			0.254	19.203	9.236	-32.422	51.625	9.967	AV
11			0.286	30.521	20.529	-30.118	60.640	9.993	QP
12			0.286	17.034	7.041	-33.606	50.640	9.993	AV

Note: Measure Level (dBμV) = Reading Level (dBμV) + Factor (dB)

Factor (dB) = Cable Loss (dB) + LISN Factor (dB)

Site: SR2	Time: 2014/11/21 - 18:42
Limit: FCC_Part15.207_CE_AC Power	Engineer: Milo Li
Probe: ENV216_101683_Filter On	Polarity: Neutral
EUT: 2x2 dual band 802.11ac indoor AP	Power: AC 120V/60Hz
Note: Communication with Notebook	



No	Flag	Mark	Frequency (MHz)	Measure Level (dBuV)	Reading Level (dBuV)	Over Limit (dB)	Limit (dBuV)	Factor (dB)	Type
1		*	0.154	45.034	34.318	-20.748	65.781	10.716	QP
2			0.154	28.836	18.120	-26.945	55.781	10.716	AV
3			0.178	41.187	31.137	-23.392	64.578	10.049	QP
4			0.178	26.725	16.675	-27.853	54.578	10.049	AV
5			0.214	37.248	27.260	-25.800	63.049	9.988	QP
6			0.214	23.138	13.150	-29.911	53.049	9.988	AV
7			0.246	33.948	23.950	-27.943	61.891	9.998	QP
8			0.246	20.559	10.561	-31.332	51.891	9.998	AV
9			0.262	32.431	22.421	-28.937	61.368	10.010	QP
10			0.262	20.595	10.585	-30.773	51.368	10.010	AV
11			0.286	30.319	20.291	-30.321	60.640	10.027	QP
12			0.286	19.306	9.279	-31.333	50.640	10.027	AV

Note: Measure Level (dBμV) = Reading Level (dBμV) + Factor (dB)

Factor (dB) = Cable Loss (dB) + LISN Factor (dB)

## 8. CONCLUSION

The data collected relate only the item(s) tested and show that the **2x2 dual band 802.11ac indoor AP FCC ID: SFK-WF1801** is in compliance with Part 15E of the FCC Rules.

---

The End