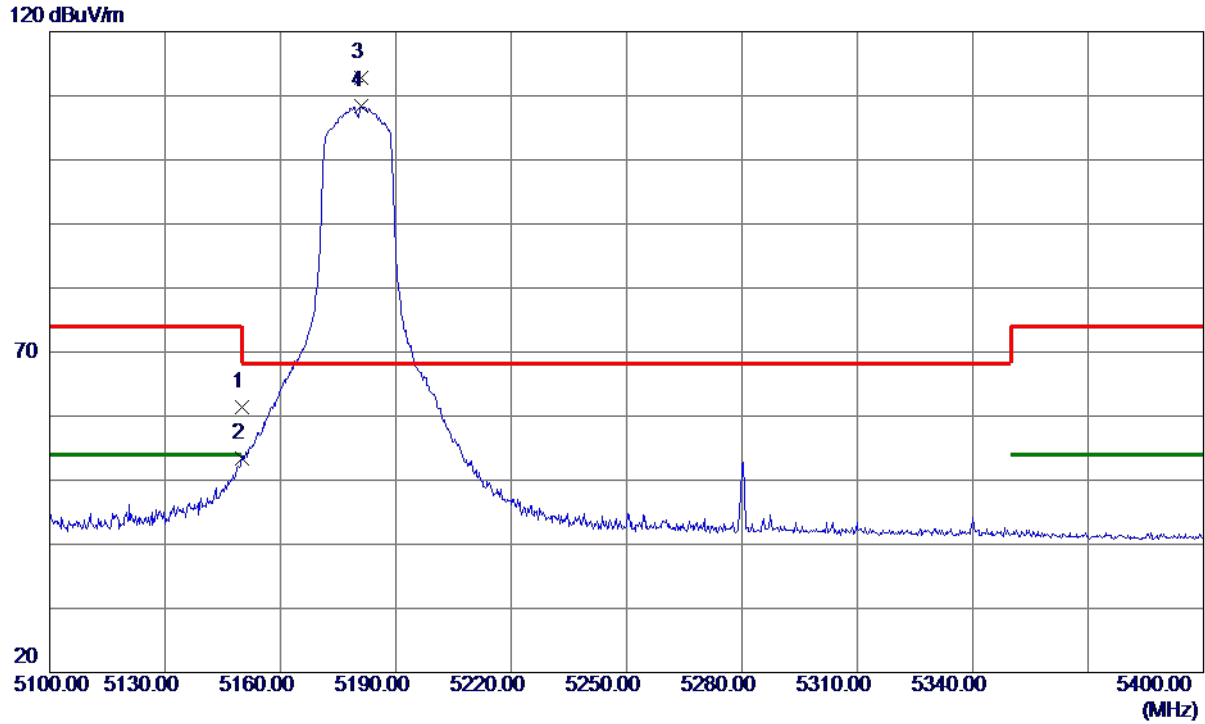


Orthogonal Axis	X
Test Mode	UNII-1_TX AC (VHT20) Mode 5180 MHz

Horizontal



No.	Freq. MHz	Reading Level dBuV/m	Correct Factor dB	Measure ment dBuV/m	Limit dBuV/m	Margin dB	Detector	Comment
1	5150.0000	23.48	37.88	61.36	74.00	-12.64	Peak	
2	5150.0000	15.60	37.88	53.48	54.00	-0.52	AVG	
3 *	5181.1500	75.06	37.75	112.81	68.20	44.61	Peak	
4	5181.1500	70.62	37.75	108.37	999.00	-890.63	AVG	

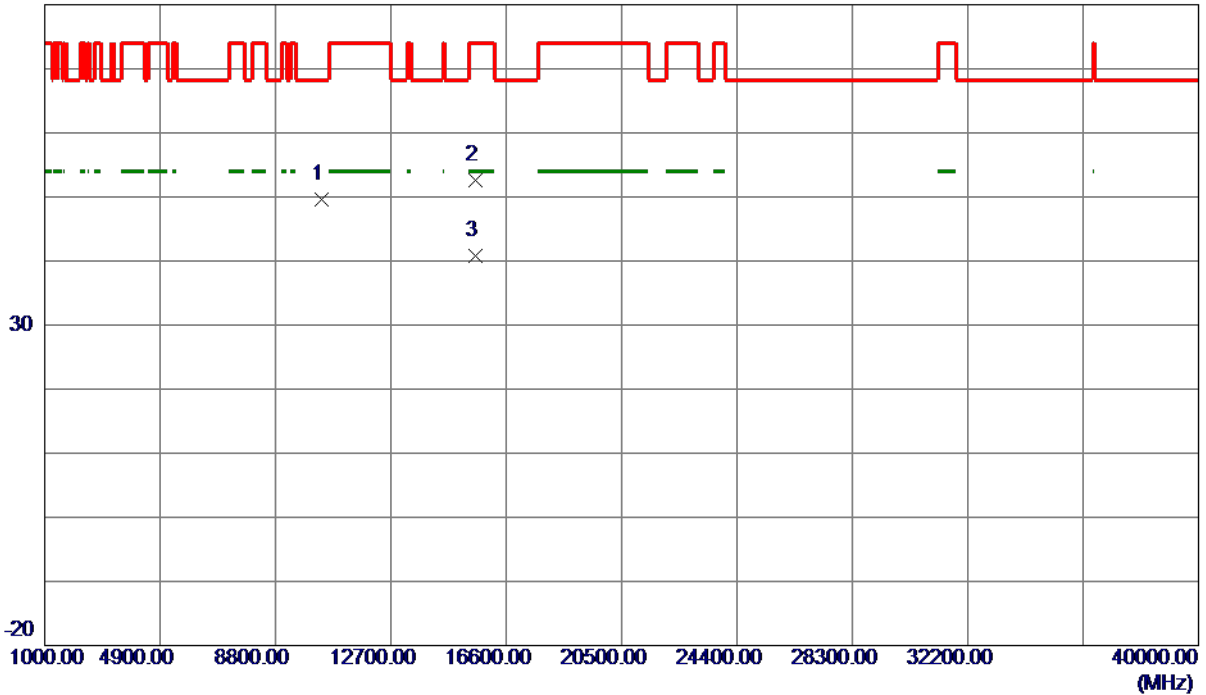
REMARKS:

- (1) Measurement Value = Reading Level + Correct Factor.
- (2) Margin Level = Measurement Value - Limit Value.

Orthogonal Axis	X
Test Mode	UNII-1_TX AC (VHT20) Mode 5180 MHz

Horizontal

80 dBuV/m



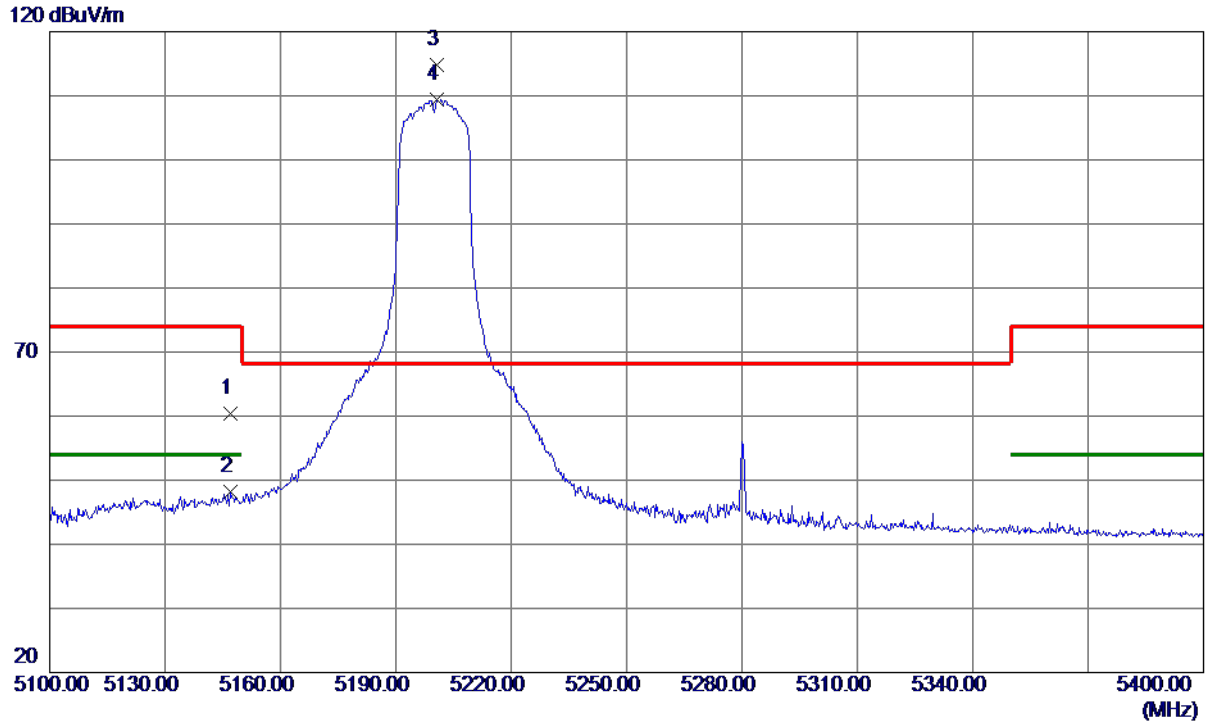
No.	Freq. MHz	Reading Level dBuV/m	Correct Factor dB	Measure ment dBuV/m	Limit dBuV/m	Margin dB	Detector	Comment
1	10360.0000	47.99	1.65	49.64	68.20	-18.56	Peak	
2	15541.1500	49.62	3.02	52.64	74.00	-21.36	Peak	
3 *	15541.1950	37.73	3.02	40.75	54.00	-13.25	AVG	

REMARKS:

- (1) Measurement Value = Reading Level + Correct Factor.
- (2) Margin Level = Measurement Value - Limit Value.

Orthogonal Axis	X
Test Mode	UNII-1_TX AC (VHT20) Mode 5200 MHz

Vertical



No.	Freq. MHz	Reading Level dBuV/m	Correct Factor dB	Measure ment dBuV/m	Limit dBuV/m	Margin dB	Detector	Comment
1	5147.1000	22.44	37.89	60.33	74.00	-13.67	Peak	
2	5147.1000	10.39	37.89	48.28	54.00	-5.72	AVG	
3 *	5200.8000	77.17	37.68	114.85	68.20	46.65	Peak	
4	5200.8000	71.80	37.68	109.48	999.00	-889.52	AVG	

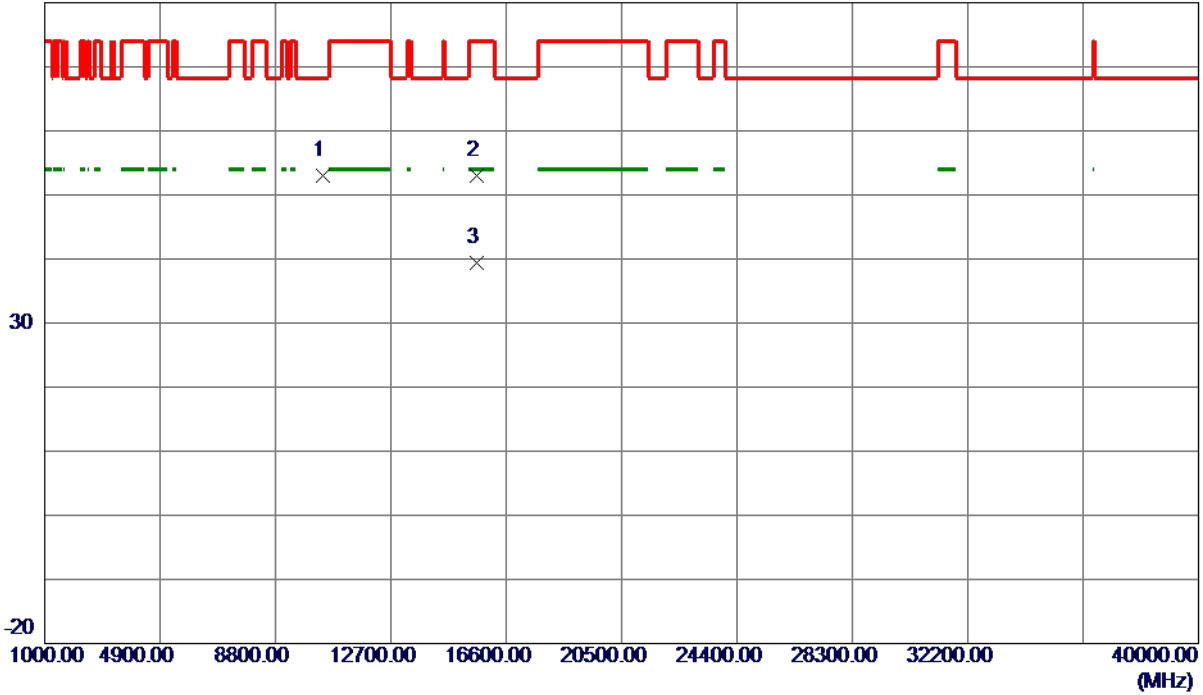
REMARKS:

- (1) Measurement Value = Reading Level + Correct Factor.
- (2) Margin Level = Measurement Value - Limit Value.

Orthogonal Axis	X
Test Mode	UNII-1_TX AC (VHT20) Mode 5200 MHz

Vertical

80 dBuV/m



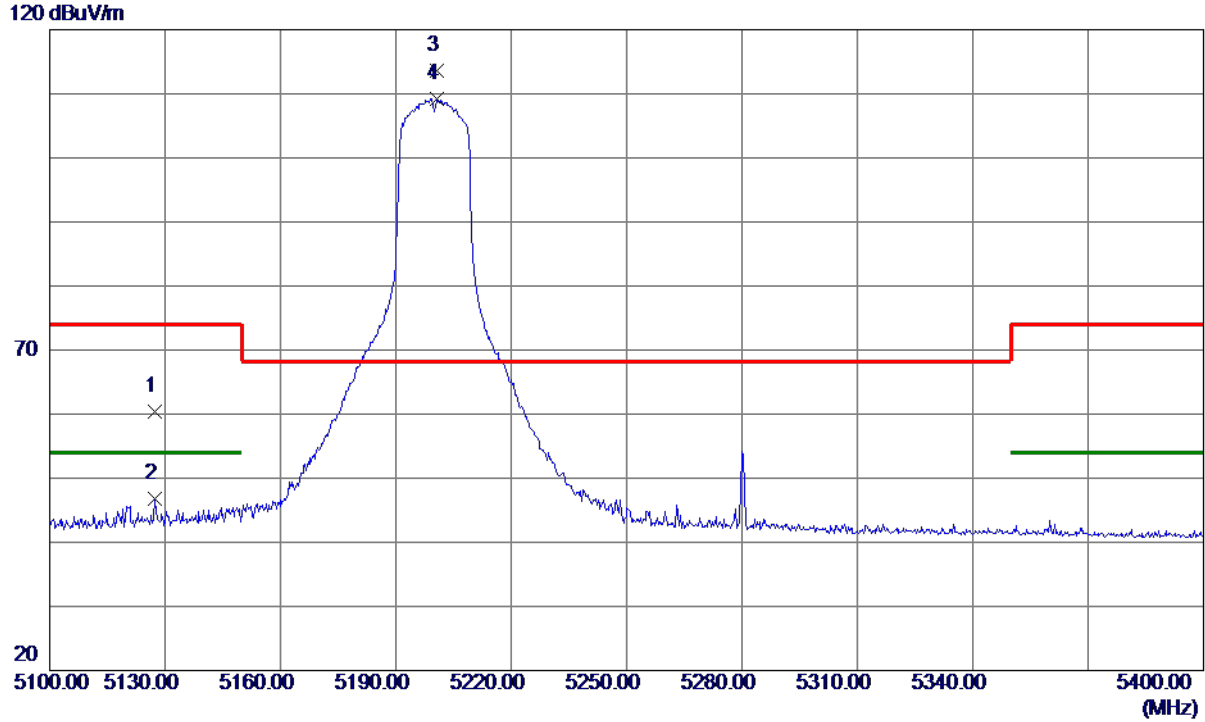
No.	Freq. MHz	Reading Level dBuV/m	Correct Factor dB	Measure ment dBuV/m	Limit dBuV/m	Margin dB	Detector	Comment
1	10397.0500	51.36	1.71	53.07	68.20	-15.13	Peak	
2	15597.7000	50.10	2.88	52.98	74.00	-21.02	Peak	
3 *	15599.7650	36.44	2.87	39.31	54.00	-14.69	AVG	

REMARKS:

- (1) Measurement Value = Reading Level + Correct Factor.
- (2) Margin Level = Measurement Value - Limit Value.

Orthogonal Axis	X
Test Mode	UNII-1_TX AC (VHT20) Mode 5200 MHz

Horizontal



No.	Freq. MHz	Reading Level dBuV/m	Correct Factor dB	Measure ment dBuV/m	Limit dBuV/m	Margin dB	Detector	Comment
1	5127.4500	22.45	37.96	60.41	74.00	-13.59	Peak	
2	5127.4500	8.84	37.96	46.80	54.00	-7.20	AVG	
3 *	5200.8000	75.84	37.68	113.52	68.20	45.32	Peak	
4	5200.8000	71.53	37.68	109.21	999.00	-889.79	AVG	

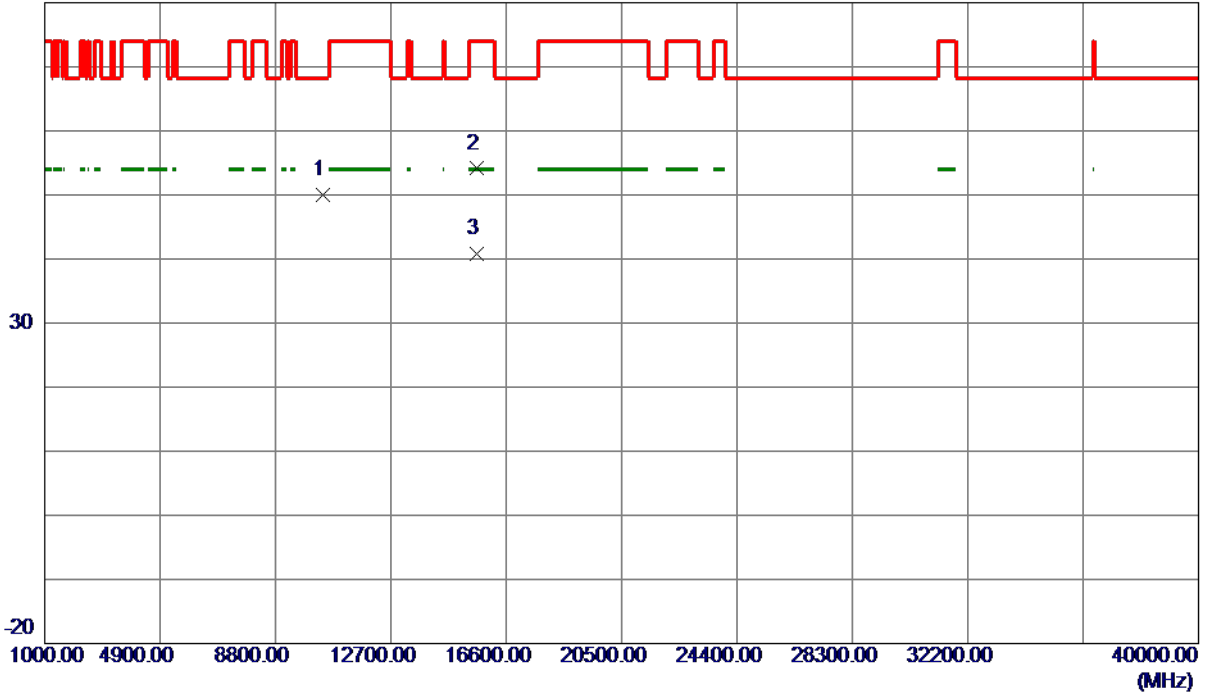
REMARKS:

- (1) Measurement Value = Reading Level + Correct Factor.
- (2) Margin Level = Measurement Value - Limit Value.

Orthogonal Axis	X
Test Mode	UNII-1_TX AC (VHT20) Mode 5200 MHz

Horizontal

80 dBuV/m



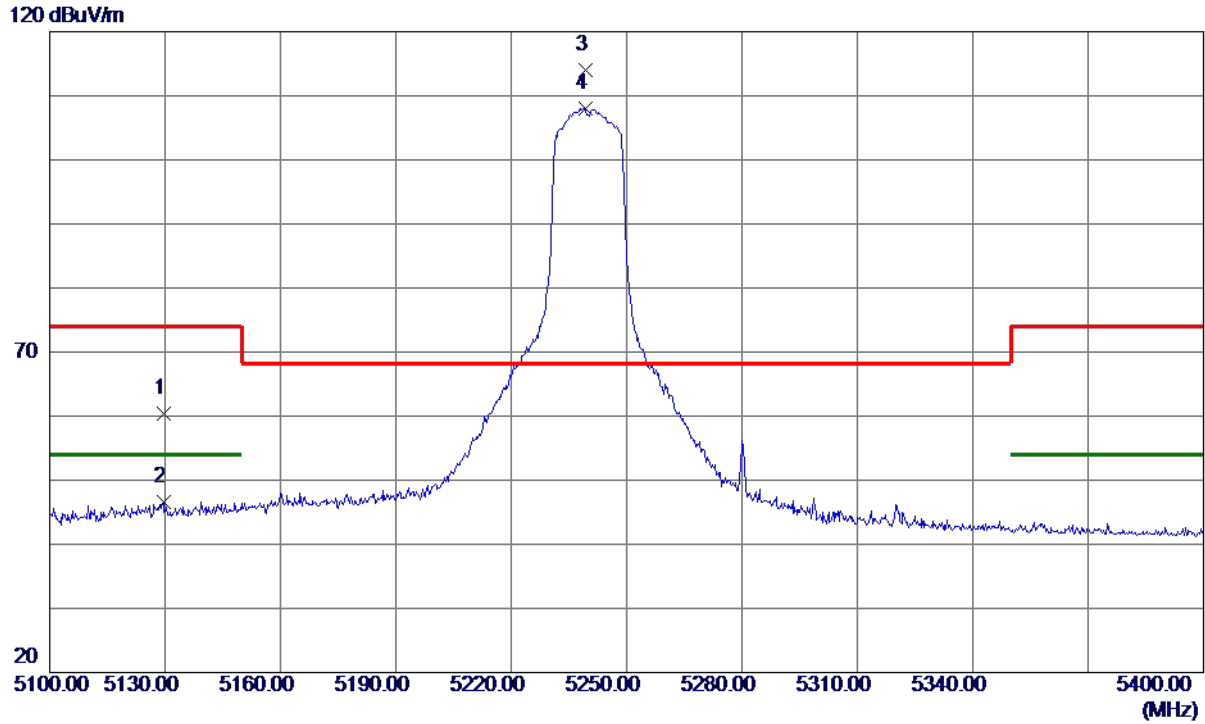
No.	Freq. MHz	Reading Level dBuV/m	Correct Factor dB	Measure ment dBuV/m	Limit dBuV/m	Margin dB	Detector	Comment
1	10391.2000	48.38	1.70	50.08	68.20	-18.12	Peak	
2	15597.7000	51.22	2.88	54.10	74.00	-19.90	Peak	
3 *	15605.7880	37.92	2.86	40.78	54.00	-13.22	AVG	

REMARKS:

- (1) Measurement Value = Reading Level + Correct Factor.
- (2) Margin Level = Measurement Value - Limit Value.

Orthogonal Axis	X
Test Mode	UNII-1_TX AC (VHT20) Mode 5240 MHz

Vertical



No.	Freq. MHz	Reading Level dBuV/m	Correct Factor dB	Measure ment dBuV/m	Limit dBuV/m	Margin dB	Detector	Comment
1	5129.5500	22.51	37.95	60.46	74.00	-13.54	Peak	
2	5129.5500	8.57	37.95	46.52	54.00	-7.48	AVG	
3 *	5239.3500	76.39	37.62	114.01	68.20	45.81	Peak	
4	5239.3500	70.48	37.62	108.10	999.00	-890.90	AVG	

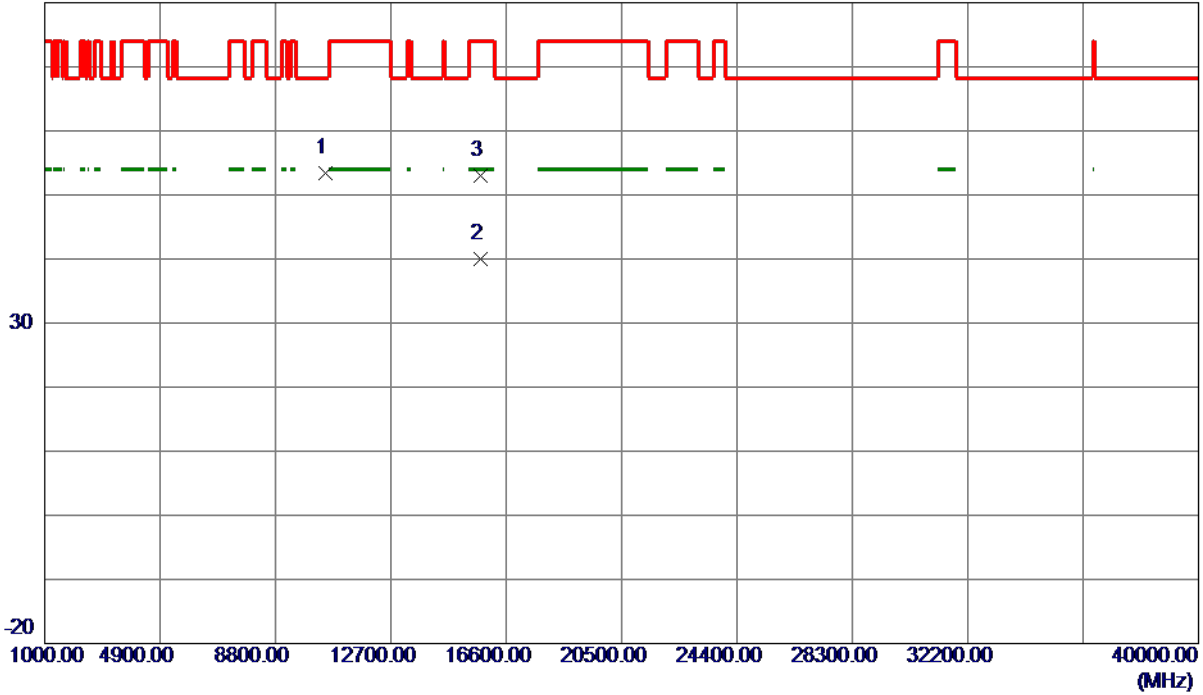
REMARKS:

- (1) Measurement Value = Reading Level + Correct Factor.
- (2) Margin Level = Measurement Value - Limit Value.

Orthogonal Axis	X
Test Mode	UNII-1_TX AC (VHT20) Mode 5240 MHz

Vertical

80 dBuV/m



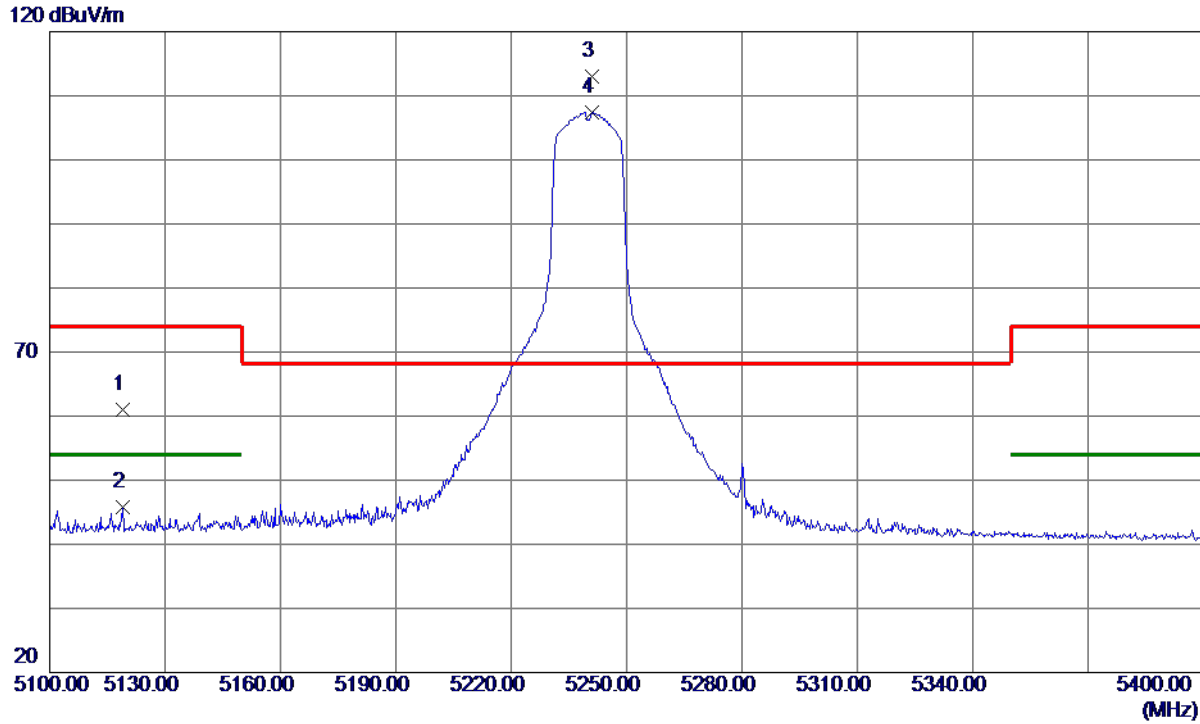
No.	Freq. MHz	Reading Level dBuV/m	Correct Factor dB	Measure ment dBuV/m	Limit dBuV/m	Margin dB	Detector	Comment
1	10471.1500	51.60	1.79	53.39	68.20	-14.81	Peak	
2 *	15719.9480	37.34	2.75	40.09	54.00	-13.91	AVG	
3	15722.5000	50.16	2.75	52.91	74.00	-21.09	Peak	

REMARKS:

- (1) Measurement Value = Reading Level + Correct Factor.
- (2) Margin Level = Measurement Value - Limit Value.

Orthogonal Axis	X
Test Mode	UNII-1_TX AC (VHT20) Mode 5240 MHz

Horizontal



No.	Freq. MHz	Reading Level dBuV/m	Correct Factor dB	Measure ment dBuV/m	Limit dBuV/m	Margin dB	Detector	Comment
1	5118.9000	22.94	38.00	60.94	74.00	-13.06	Peak	
2	5118.9000	7.88	38.00	45.88	54.00	-8.12	AVG	
3 *	5240.8500	75.30	37.62	112.92	68.20	44.72	Peak	
4	5240.8500	69.85	37.62	107.47	999.00	-891.53	AVG	

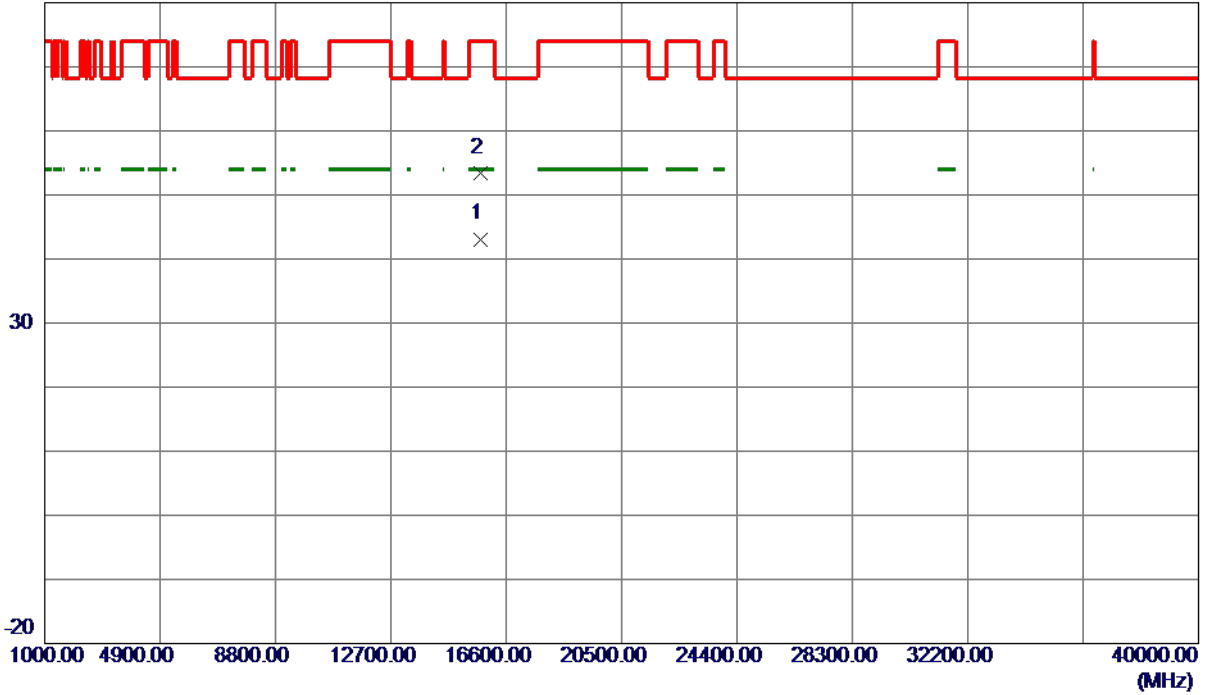
REMARKS:

- (1) Measurement Value = Reading Level + Correct Factor.
- (2) Margin Level = Measurement Value - Limit Value.

Orthogonal Axis	X
Test Mode	UNII-1_TX AC (VHT20) Mode 5240 MHz

Horizontal

80 dBuV/m



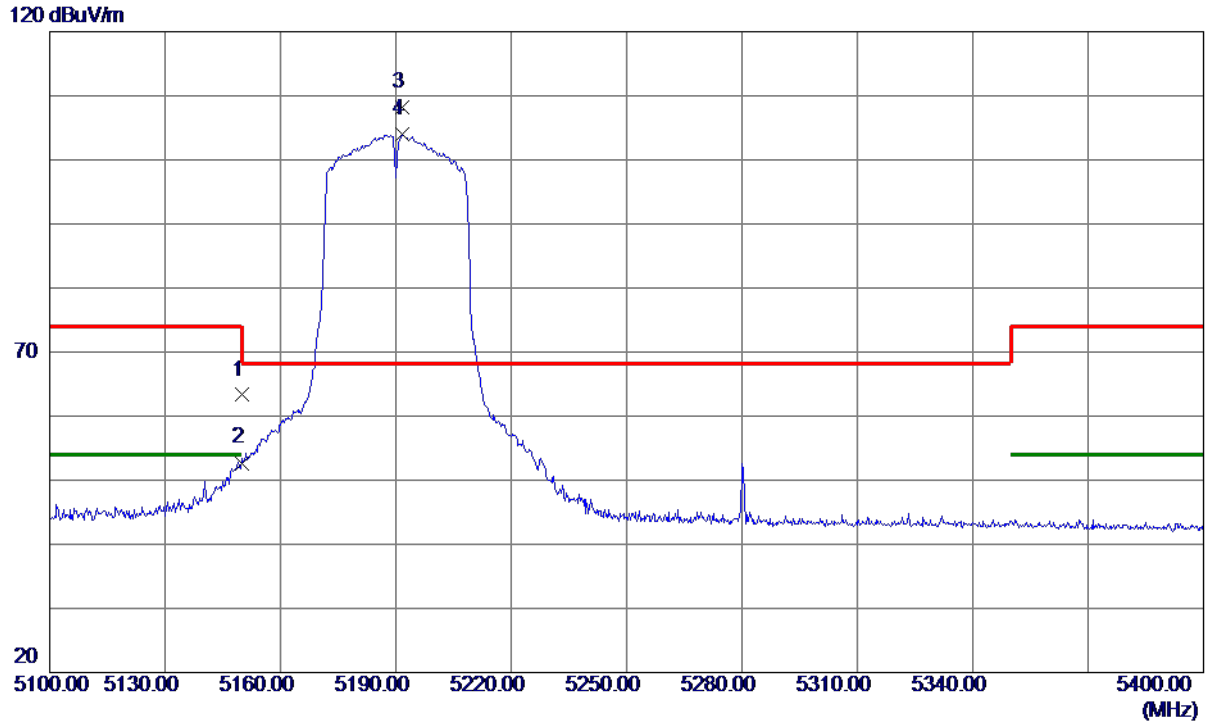
No.	Freq. MHz	Reading Level dBuV/m	Correct Factor dB	Measure ment dBuV/m	Limit dBuV/m	Margin dB	Detector	Comment
1 *	15722.0100	40.35	2.75	43.10	54.00	-10.90	AVG	
2	15728.3500	50.63	2.74	53.37	74.00	-20.63	Peak	

REMARKS:

- (1) Measurement Value = Reading Level + Correct Factor.
- (2) Margin Level = Measurement Value - Limit Value.

Orthogonal Axis	X
Test Mode	UNII-1_TX AC (VHT40) Mode 5190 MHz

Vertical



No.	Freq. MHz	Reading Level dBuV/m	Correct Factor dB	Measure ment dBuV/m	Limit dBuV/m	Margin dB	Detector	Comment
1	5150.0000	25.42	37.88	63.30	74.00	-10.70	Peak	
2	5150.0000	14.82	37.88	52.70	54.00	-1.30	AVG	
3 *	5191.8000	70.52	37.71	108.23	68.20	40.03	Peak	
4	5191.8000	66.30	37.71	104.01	999.00	-894.99	AVG	

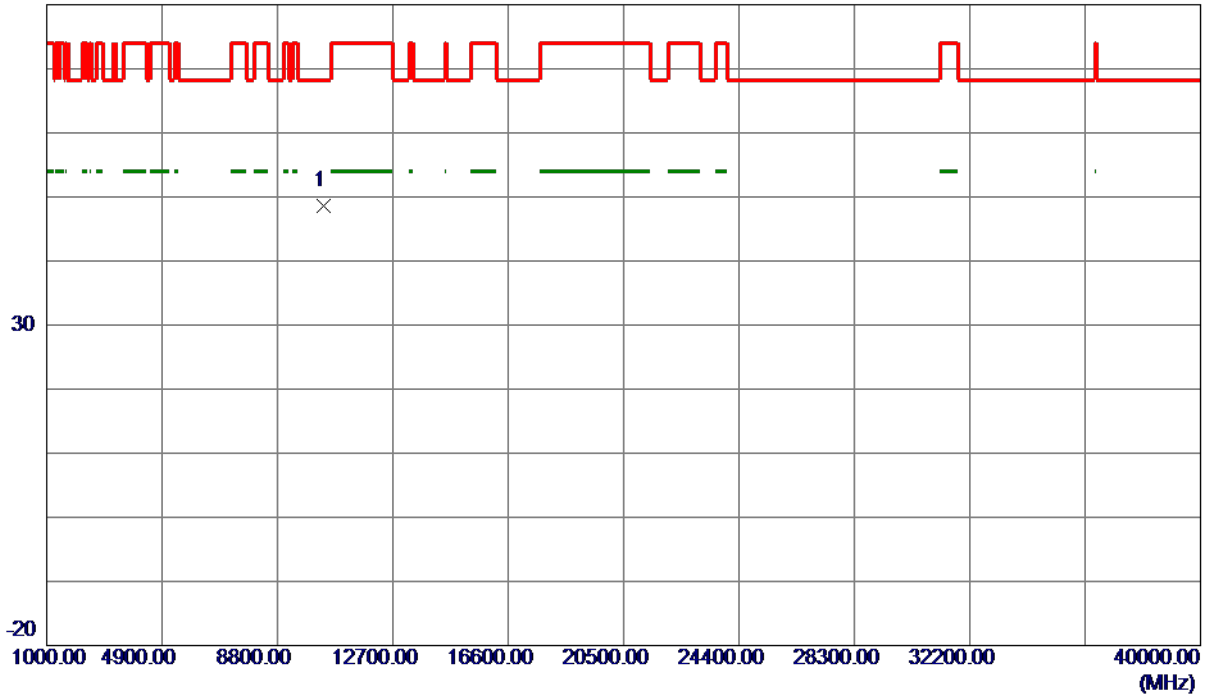
REMARKS:

- (1) Measurement Value = Reading Level + Correct Factor.
- (2) Margin Level = Measurement Value - Limit Value.

Orthogonal Axis	X
Test Mode	UNII-1_TX AC (VHT40) Mode 5190 MHz

Vertical

80 dBuV/m



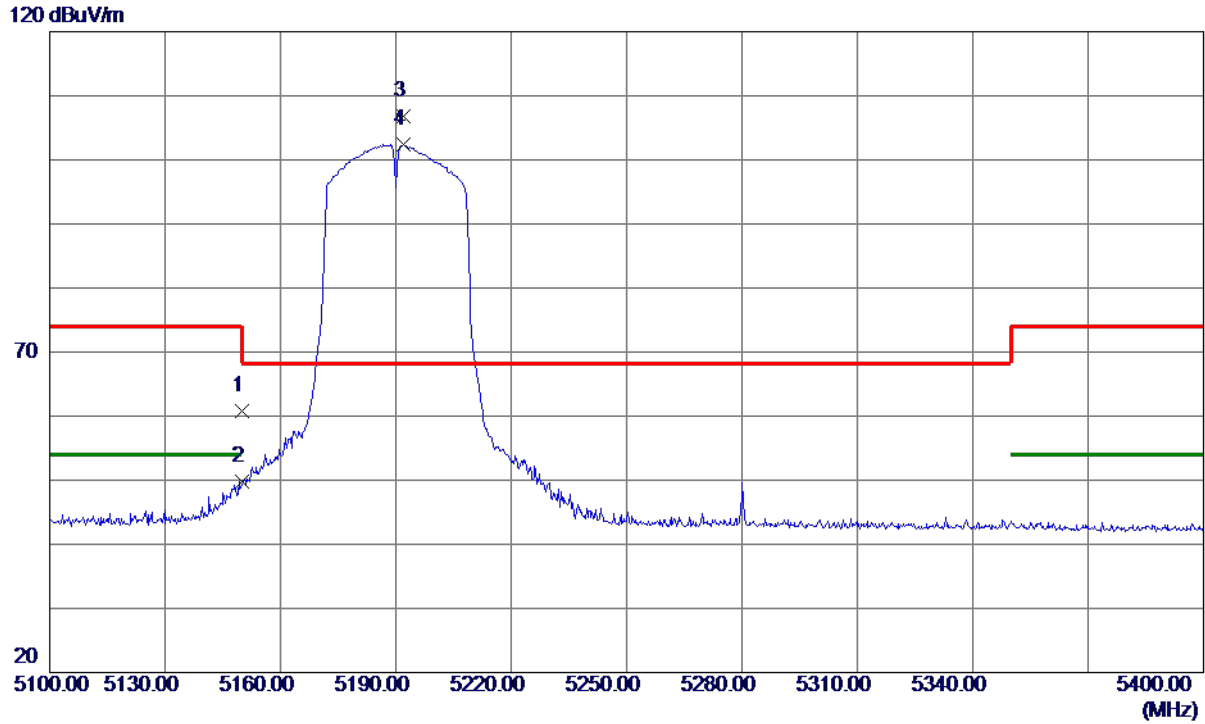
No.	Freq. MHz	Reading Level dBuV/m	Correct Factor dB	Measure ment dBuV/m	Limit dBuV/m	Margin dB	Detector	Comment
1 *	10380.0000	46.99	1.68	48.67	68.20	-19.53	Peak	

REMARKS:

- (1) Measurement Value = Reading Level + Correct Factor.
- (2) Margin Level = Measurement Value - Limit Value.

Orthogonal Axis	X
Test Mode	UNII-1_TX AC (VHT40) Mode 5190 MHz

Horizontal



No.	Freq. MHz	Reading Level dBuV/m	Correct Factor dB	Measure ment dBuV/m	Limit dBuV/m	Margin dB	Detector	Comment
1	5150.0000	23.00	37.88	60.88	74.00	-13.12	Peak	
2	5150.0000	11.86	37.88	49.74	54.00	-4.26	AVG	
3 *	5191.9500	69.07	37.71	106.78	68.20	38.58	Peak	
4	5191.9500	64.76	37.71	102.47	999.00	-896.53	AVG	

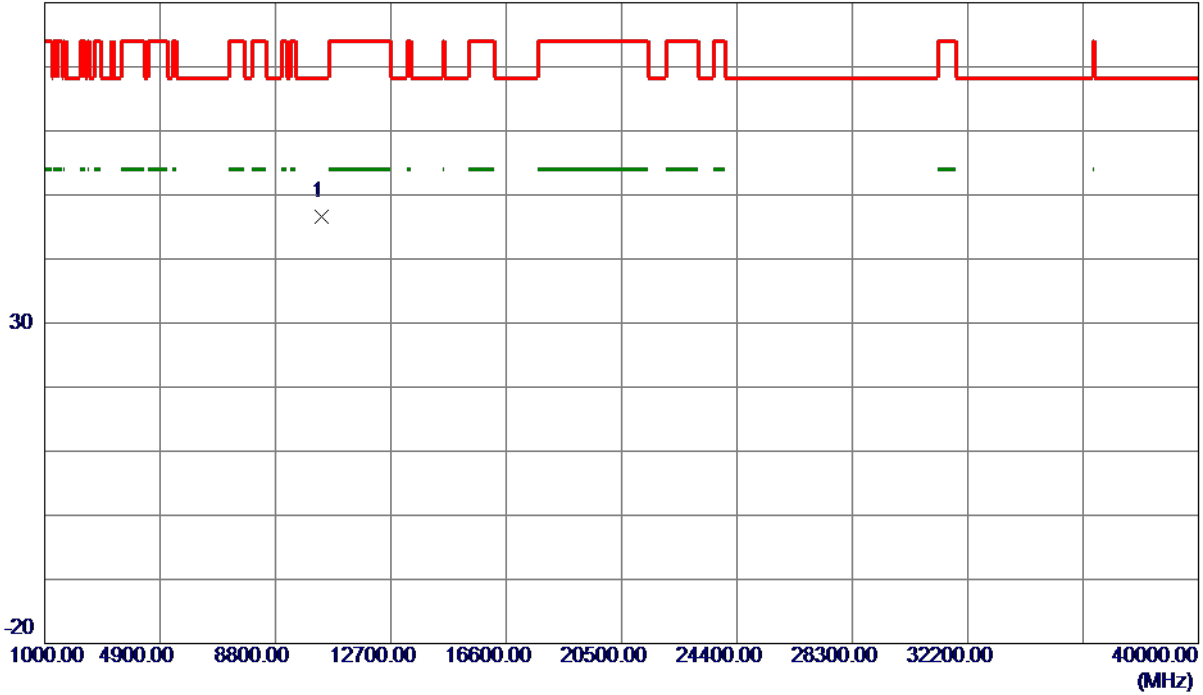
REMARKS:

- (1) Measurement Value = Reading Level + Correct Factor.
- (2) Margin Level = Measurement Value - Limit Value.

Orthogonal Axis	X
Test Mode	UNII-1_TX AC (VHT40) Mode 5190 MHz

Horizontal

80 dBuV/m



No.	Freq. MHz	Reading Level dBuV/m	Correct Factor dB	Measure ment dBuV/m	Limit dBuV/m	Margin dB	Detector	Comment
1 *	10380.0000	44.89	1.68	46.57	68.20	-21.63	Peak	

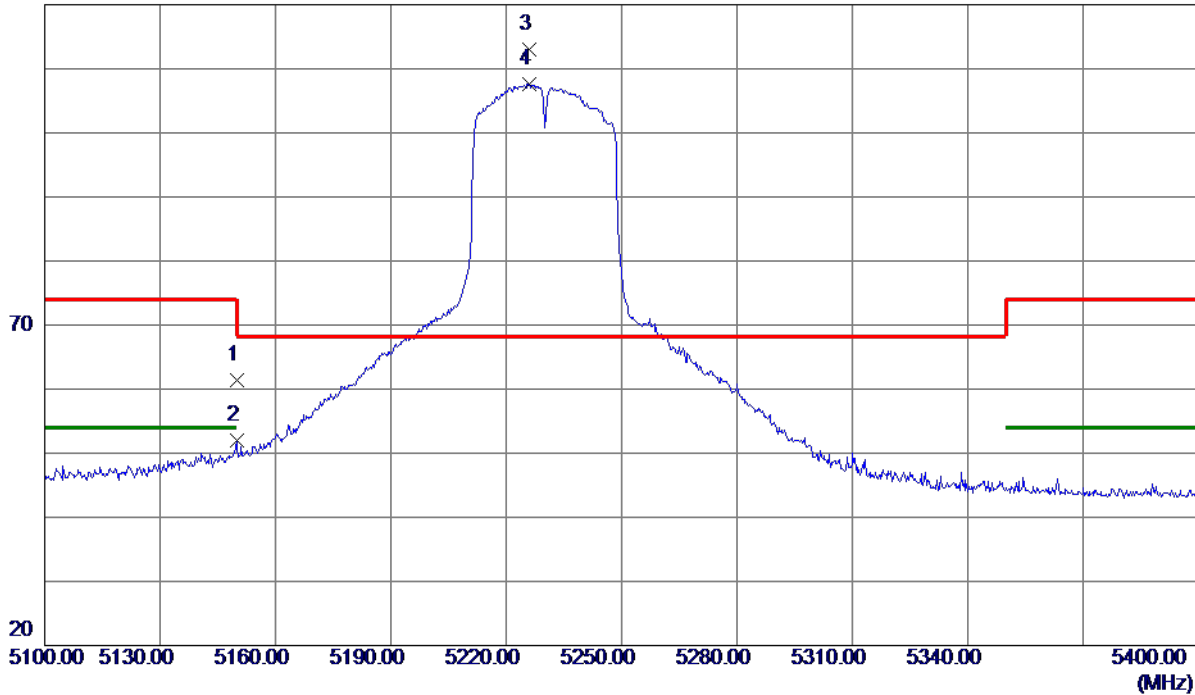
REMARKS:

- (1) Measurement Value = Reading Level + Correct Factor.
- (2) Margin Level = Measurement Value - Limit Value.

Orthogonal Axis	X
Test Mode	UNII-1_TX AC (VHT40) Mode 5230 MHz

Vertical

120 dBuV/m



No.	Freq. MHz	Reading Level dBuV/m	Correct Factor dB	Measure ment dBuV/m	Limit dBuV/m	Margin dB	Detector	Comment
1	5149.9500	23.47	37.88	61.35	74.00	-12.65	Peak	
2	5149.9500	14.16	37.88	52.04	54.00	-1.96	AVG	
3 *	5225.8500	75.27	37.64	112.91	68.20	44.71	Peak	
4	5225.8500	69.97	37.64	107.61	999.00	-891.39	AVG	

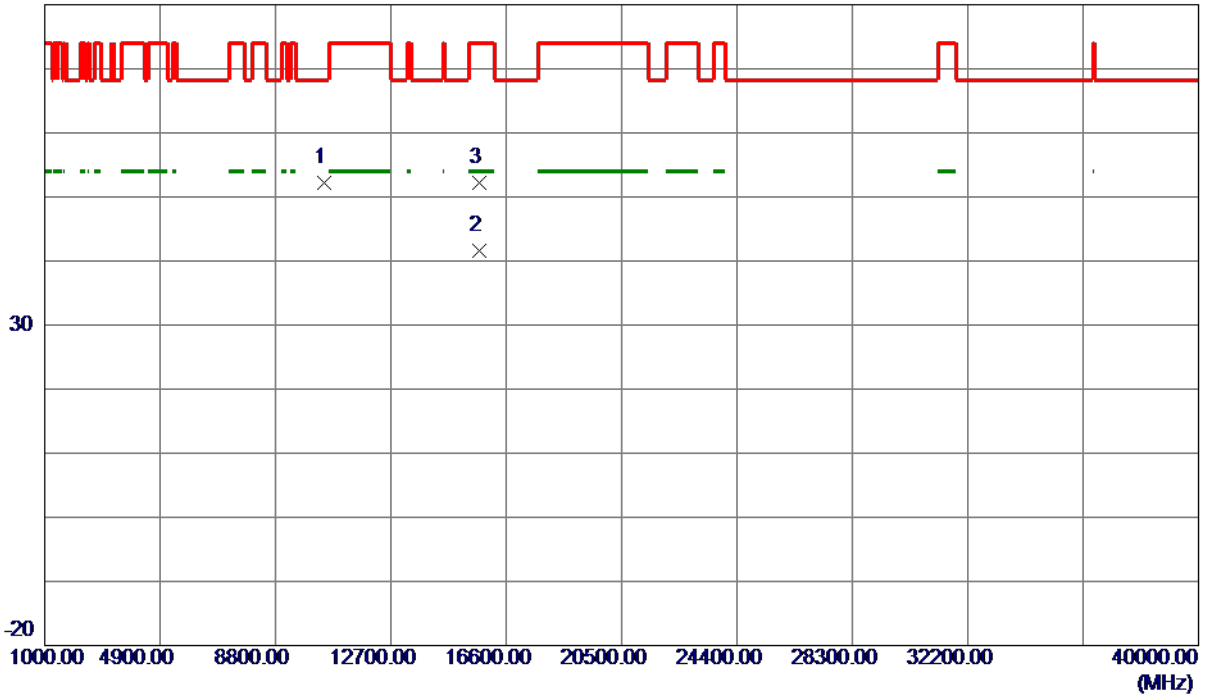
REMARKS:

- (1) Measurement Value = Reading Level + Correct Factor.
- (2) Margin Level = Measurement Value - Limit Value.

Orthogonal Axis	X
Test Mode	UNII-1_TX AC (VHT40) Mode 5230 MHz

Vertical

80 dBuV/m



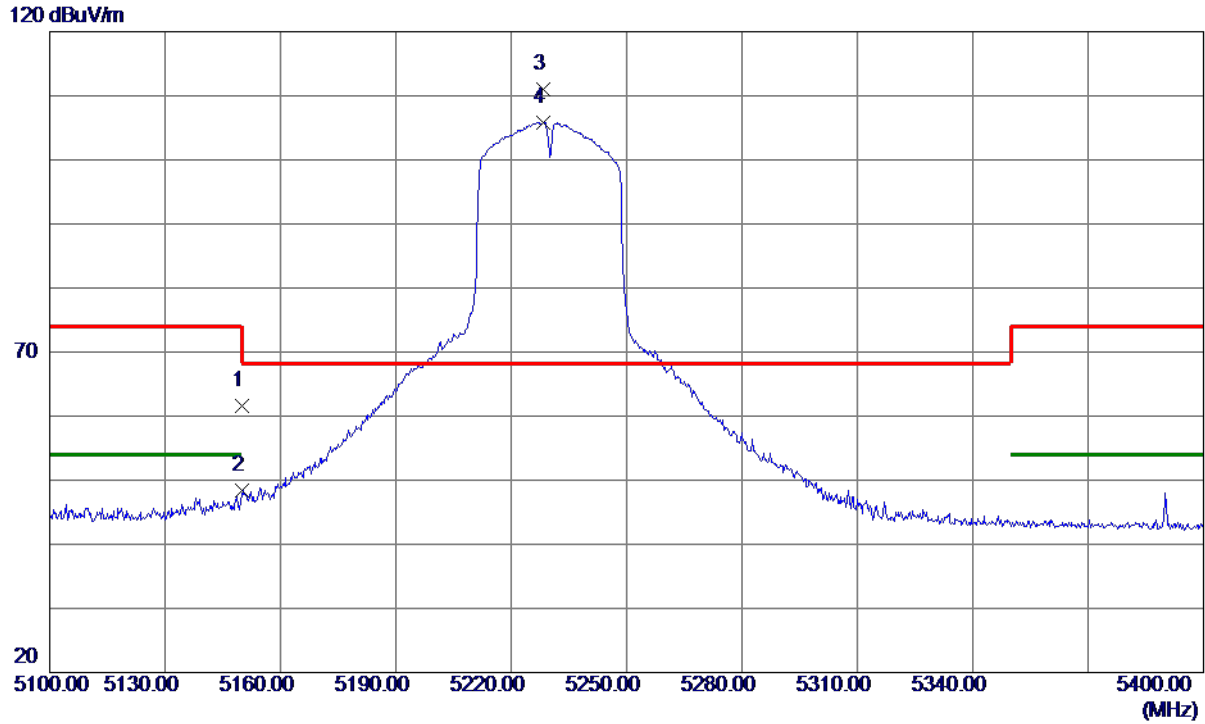
No.	Freq. MHz	Reading Level dBuV/m	Correct Factor dB	Measure ment dBuV/m	Limit dBuV/m	Margin dB	Detector	Comment
1	10451.6500	50.34	1.77	52.11	68.20	-16.09	Peak	
2 *	15688.9720	38.88	2.78	41.66	54.00	-12.34	AVG	
3	15704.9500	49.46	2.76	52.22	74.00	-21.78	Peak	

REMARKS:

- (1) Measurement Value = Reading Level + Correct Factor.
- (2) Margin Level = Measurement Value - Limit Value.

Orthogonal Axis	X
Test Mode	UNII-1_TX AC (VHT40) Mode 5230 MHz

Horizontal



No.	Freq. MHz	Reading Level dBuV/m	Correct Factor dB	Measure ment dBuV/m	Limit dBuV/m	Margin dB	Detector	Comment
1	5150.0000	23.70	37.88	61.58	74.00	-12.42	Peak	
2	5150.0000	10.48	37.88	48.36	54.00	-5.64	AVG	
3 *	5228.4000	73.32	37.64	110.96	68.20	42.76	Peak	
4	5228.4000	68.15	37.64	105.79	999.00	-893.21	AVG	

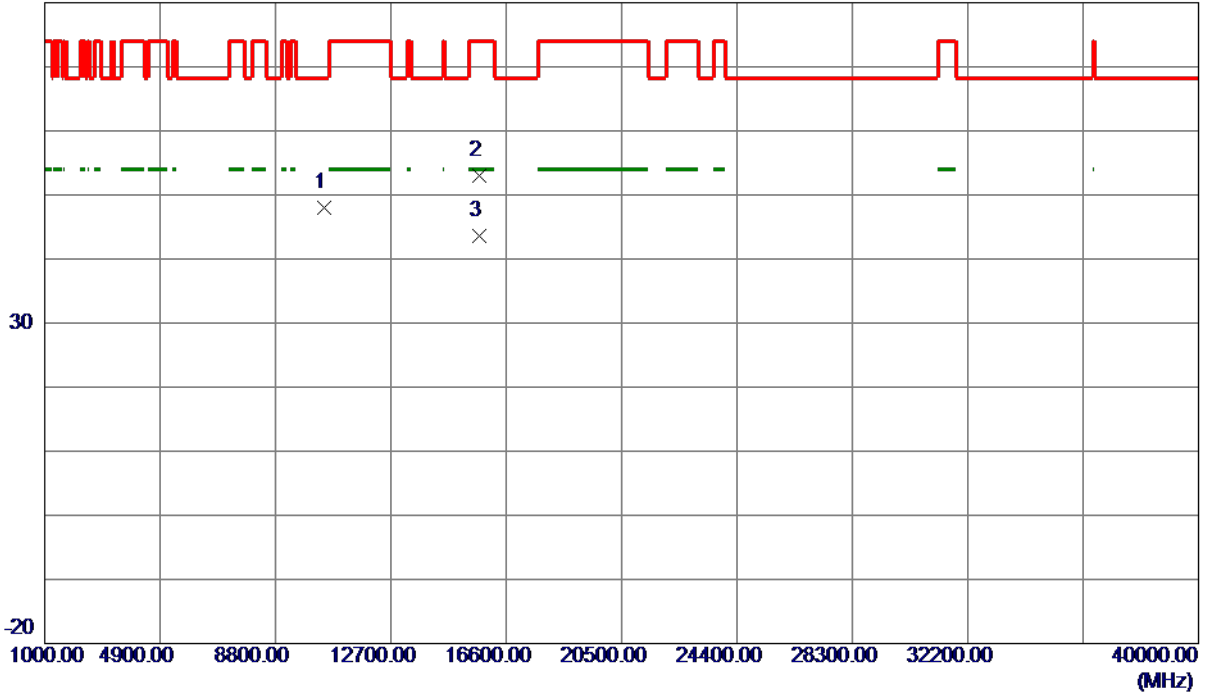
REMARKS:

- (1) Measurement Value = Reading Level + Correct Factor.
- (2) Margin Level = Measurement Value - Limit Value.

Orthogonal Axis	X
Test Mode	UNII-1_TX AC (VHT40) Mode 5230 MHz

Horizontal

80 dBuV/m



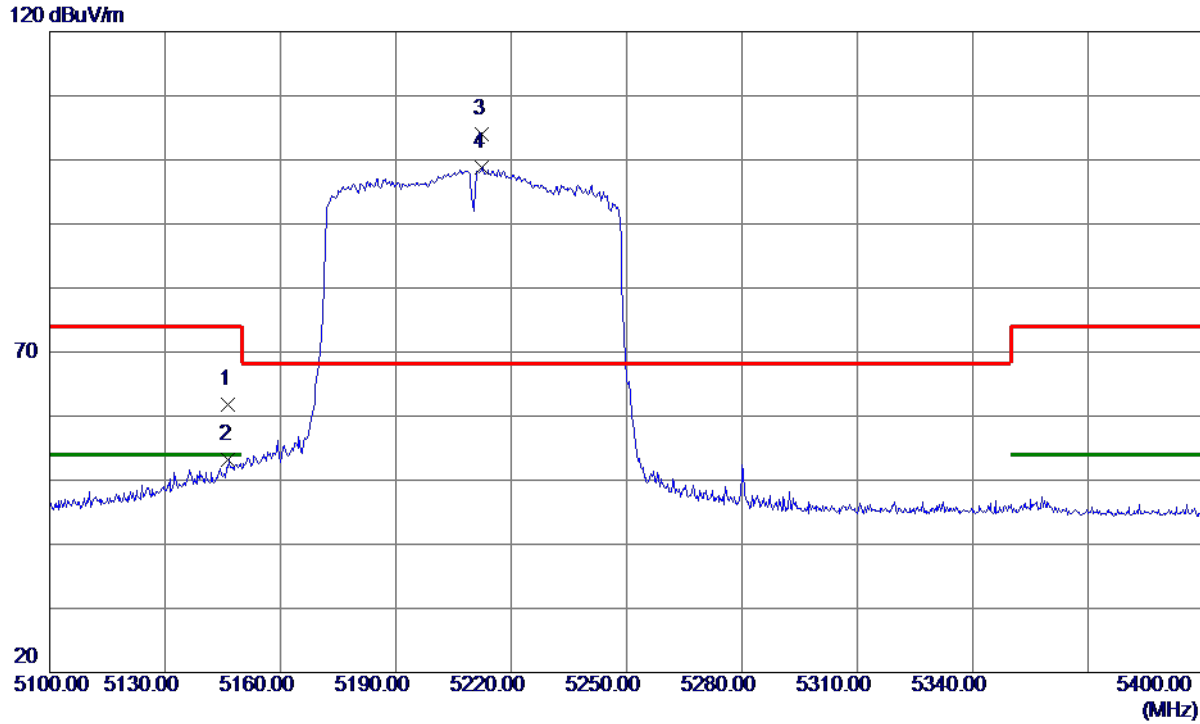
No.	Freq. MHz	Reading Level dBuV/m	Correct Factor dB	Measure ment dBuV/m	Limit dBuV/m	Margin dB	Detector	Comment
1	10460.0000	46.15	1.78	47.93	68.20	-20.27	Peak	
2	15691.3000	50.24	2.78	53.02	74.00	-20.98	Peak	
3 *	15700.1770	40.83	2.77	43.60	54.00	-10.40	AVG	

REMARKS:

- (1) Measurement Value = Reading Level + Correct Factor.
- (2) Margin Level = Measurement Value - Limit Value.

Orthogonal Axis	X
Test Mode	UNII-1_TX AC (VHT80) Mode 5210 MHz

Vertical



No.	Freq. MHz	Reading Level dBuV/m	Correct Factor dB	Measure ment dBuV/m	Limit dBuV/m	Margin dB	Detector	Comment
1	5146.5000	23.89	37.89	61.78	74.00	-12.22	Peak	
2	5146.5000	15.31	37.89	53.20	54.00	-0.80	AVG	
3 *	5212.5000	66.39	37.66	104.05	68.20	35.85	Peak	
4	5212.5000	61.12	37.66	98.78	999.00	-900.22	AVG	

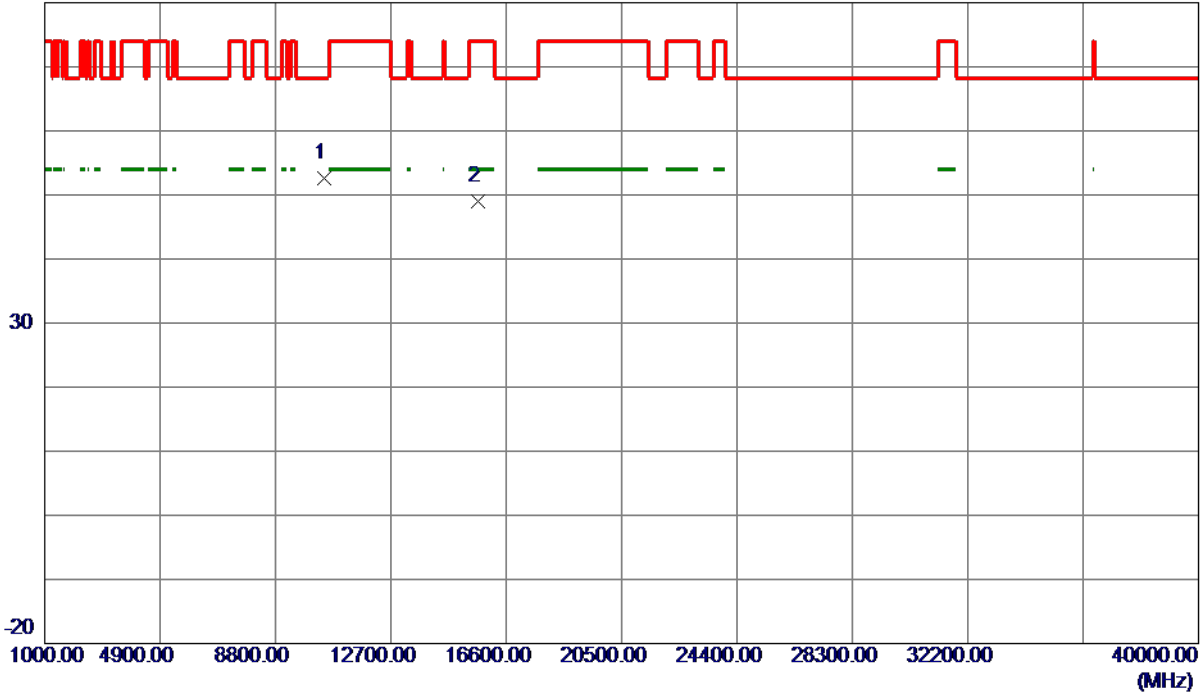
REMARKS:

- (1) Measurement Value = Reading Level + Correct Factor.
- (2) Margin Level = Measurement Value - Limit Value.

Orthogonal Axis	X
Test Mode	UNII-1_TX AC (VHT80) Mode 5210 MHz

Vertical

80 dBuV/m



No.	Freq. MHz	Reading Level dBuV/m	Correct Factor dB	Measure ment dBuV/m	Limit dBuV/m	Margin dB	Detector	Comment
1 *	10451.6500	50.75	1.77	52.52	68.20	-15.68	Peak	
2	15652.3000	46.09	2.82	48.91	74.00	-25.09	Peak	

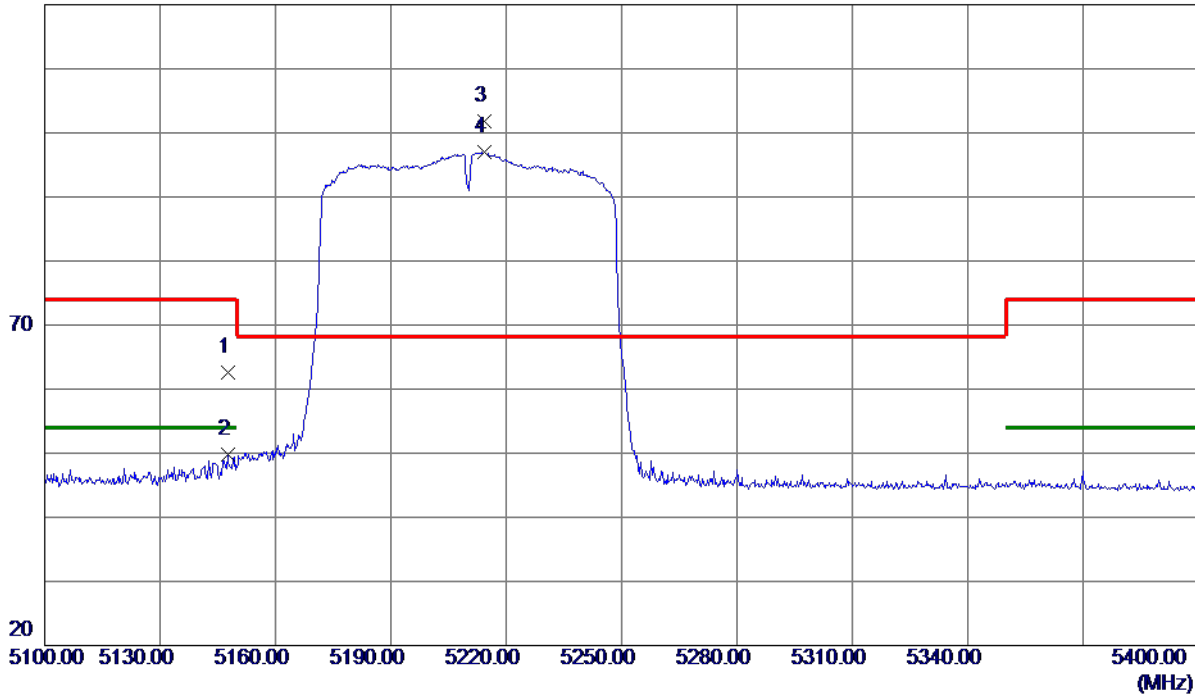
REMARKS:

- (1) Measurement Value = Reading Level + Correct Factor.
- (2) Margin Level = Measurement Value - Limit Value.

Orthogonal Axis	X
Test Mode	UNII-1_TX AC (VHT80) Mode 5210 MHz

Horizontal

120 dBuV/m



No.	Freq. MHz	Reading Level dBuV/m	Correct Factor dB	Measure ment dBuV/m	Limit dBuV/m	Margin dB	Detector	Comment
1	5147.5500	24.63	37.88	62.51	74.00	-11.49	Peak	
2	5147.5500	12.01	37.88	49.89	54.00	-4.11	AVG	
3 *	5214.3000	64.19	37.66	101.85	68.20	33.65	Peak	
4	5214.3000	59.39	37.66	97.05	999.00	-901.95	AVG	

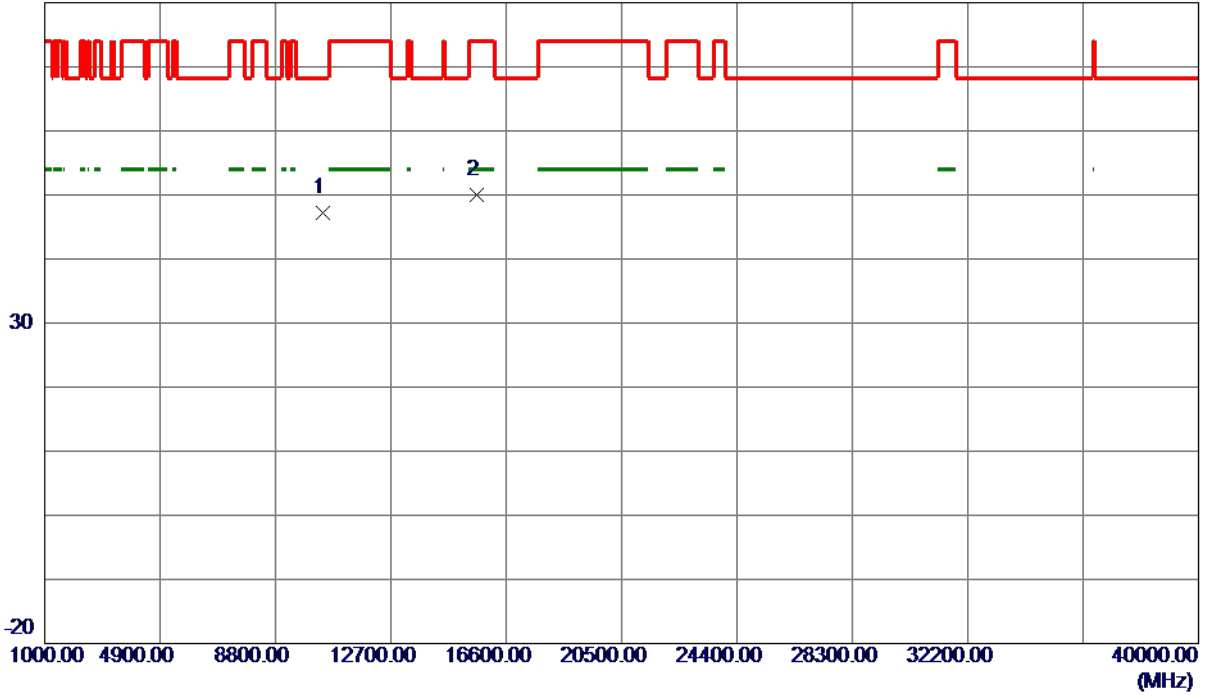
REMARKS:

- (1) Measurement Value = Reading Level + Correct Factor.
- (2) Margin Level = Measurement Value - Limit Value.

Orthogonal Axis	X
Test Mode	UNII-1_TX AC (VHT80) Mode 5210 MHz

Horizontal

80 dBuV/m



No.	Freq. MHz	Reading Level dBuV/m	Correct Factor dB	Measure ment dBuV/m	Limit dBuV/m	Margin dB	Detector	Comment
1 *	10420.0000	45.45	1.74	47.19	68.20	-21.01	Peak	
2	15617.2000	47.12	2.85	49.97	74.00	-24.03	Peak	

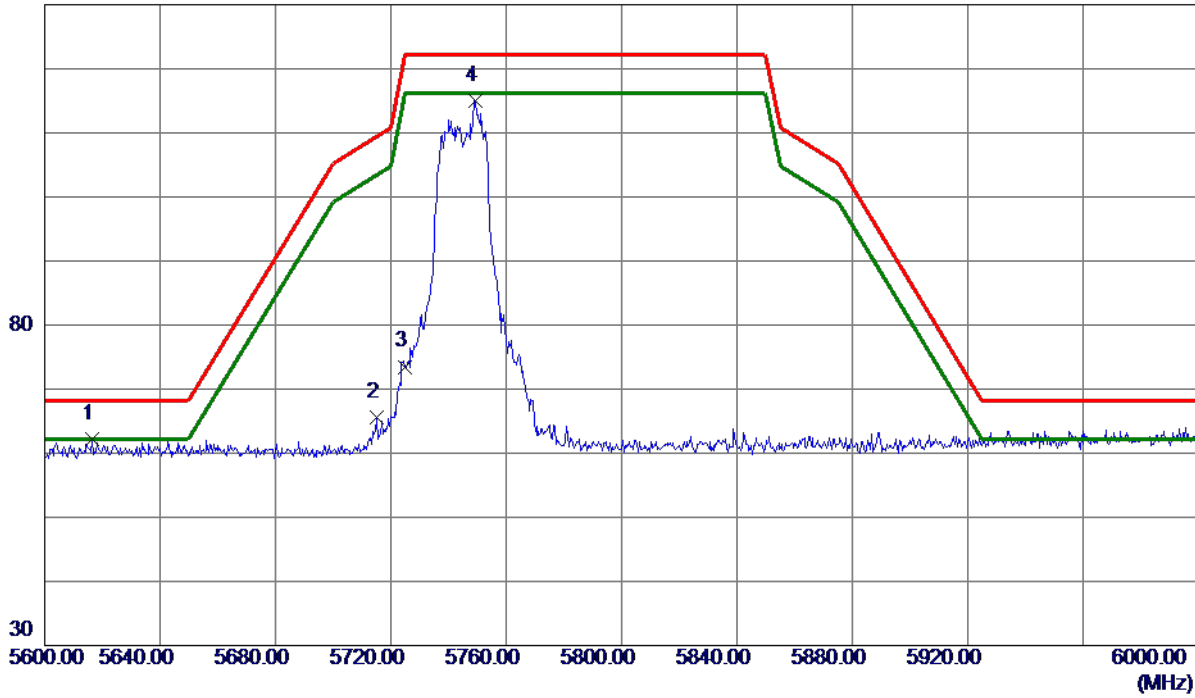
REMARKS:

- (1) Measurement Value = Reading Level + Correct Factor.
- (2) Margin Level = Measurement Value - Limit Value.

Orthogonal Axis	X
Test Mode	UNII-3_TX AC (VHT20) Mode 5745 MHz

Vertical

130 dBuV/m



No.	Freq. MHz	Reading Level dBuV/m	Correct Factor dB	Measure ment dBuV/m	Limit dBuV/m	Margin dB	Detector	Comment
1 *	5616.4000	23.85	38.35	62.20	68.20	-6.00	Peak	
2	5715.0000	27.06	38.46	65.52	109.40	-43.88	Peak	
3	5725.0000	35.00	38.50	73.50	122.20	-48.70	Peak	
4	5749.2000	76.50	38.59	115.09	122.20	-7.11	Peak	

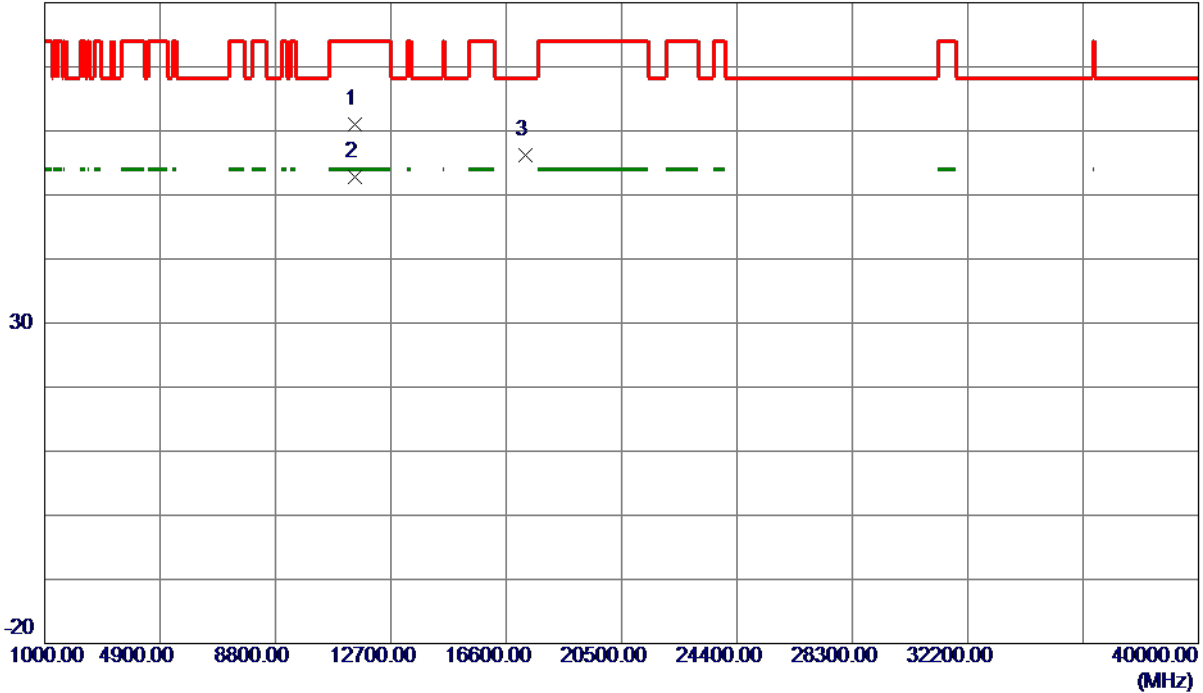
REMARKS:

- (1) Measurement Value = Reading Level + Correct Factor.
- (2) Margin Level = Measurement Value - Limit Value.

Orthogonal Axis	X
Test Mode	UNII-3_TX AC (VHT20) Mode 5745 MHz

Vertical

80 dBuV/m



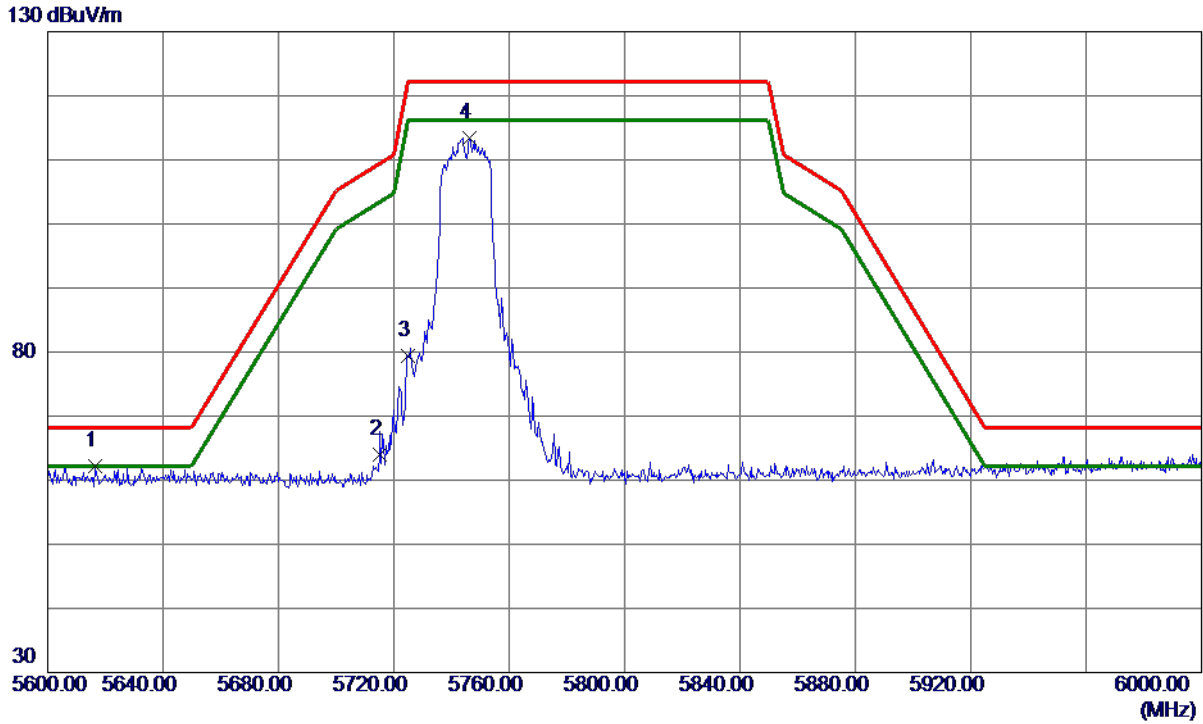
No.	Freq. MHz	Reading Level dBuV/m	Correct Factor dB	Measure ment dBuV/m	Limit dBuV/m	Margin dB	Detector	Comment
1	11487.1000	58.71	2.20	60.91	74.00	-13.09	Peak	
2 *	11491.1670	50.67	2.21	52.88	54.00	-1.12	AVG	
3	17229.8500	49.58	6.60	56.18	68.20	-12.02	Peak	

REMARKS:

- (1) Measurement Value = Reading Level + Correct Factor.
- (2) Margin Level = Measurement Value - Limit Value.

Orthogonal Axis	X
Test Mode	UNII-3_TX AC (VHT20) Mode 5745 MHz

Horizontal



No.	Freq. MHz	Reading Level dBuV/m	Correct Factor dB	Measure ment dBuV/m	Limit dBuV/m	Margin dB	Detector	Comment
1 *	5616.6000	23.79	38.35	62.14	68.20	-6.06	Peak	
2	5715.0000	25.54	38.46	64.00	109.40	-45.40	Peak	
3	5725.0000	40.93	38.50	79.43	122.20	-42.77	Peak	
4	5746.4000	74.88	38.58	113.46	122.20	-8.74	Peak	

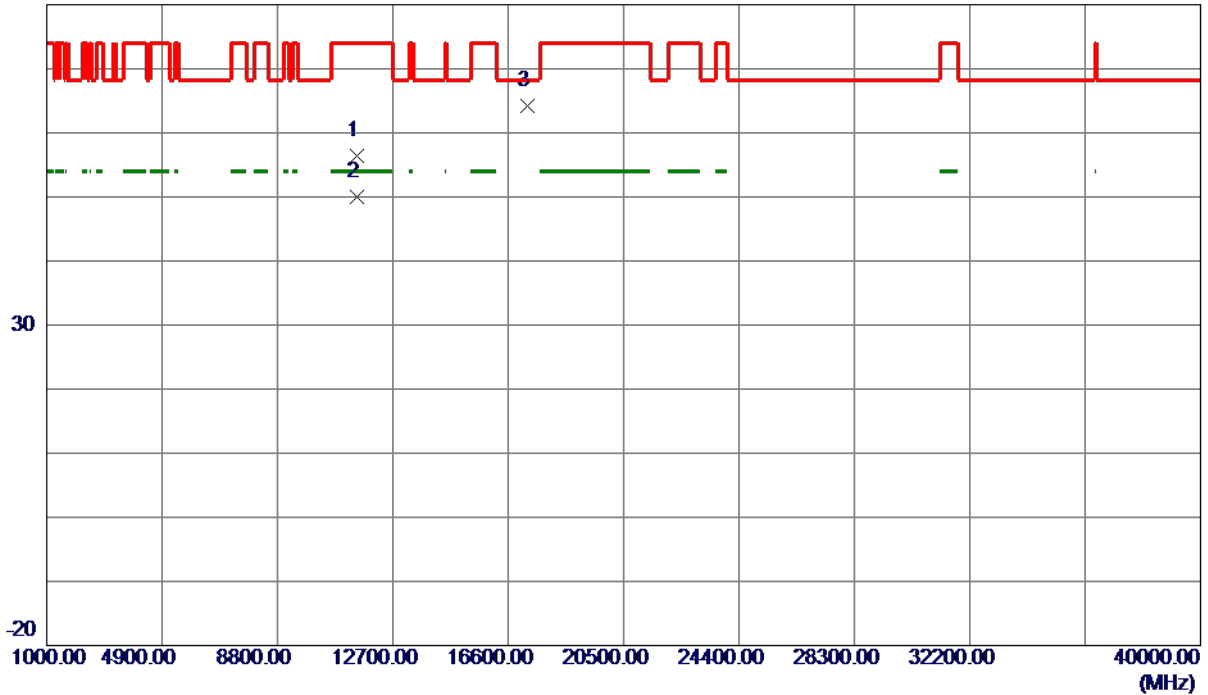
REMARKS:

- (1) Measurement Value = Reading Level + Correct Factor.
- (2) Margin Level = Measurement Value - Limit Value.

Orthogonal Axis	X
Test Mode	UNII-3_TX AC (VHT20) Mode 5745 MHz

Horizontal

80 dBuV/m



No.	Freq. MHz	Reading Level dBuV/m	Correct Factor dB	Measure ment dBuV/m	Limit dBuV/m	Margin dB	Detector	Comment
1	11491.0000	54.21	2.21	56.42	74.00	-17.58	Peak	
2 *	11491.2250	47.80	2.21	50.01	54.00	-3.99	AVG	
3	17233.7500	57.52	6.62	64.14	68.20	-4.06	Peak	

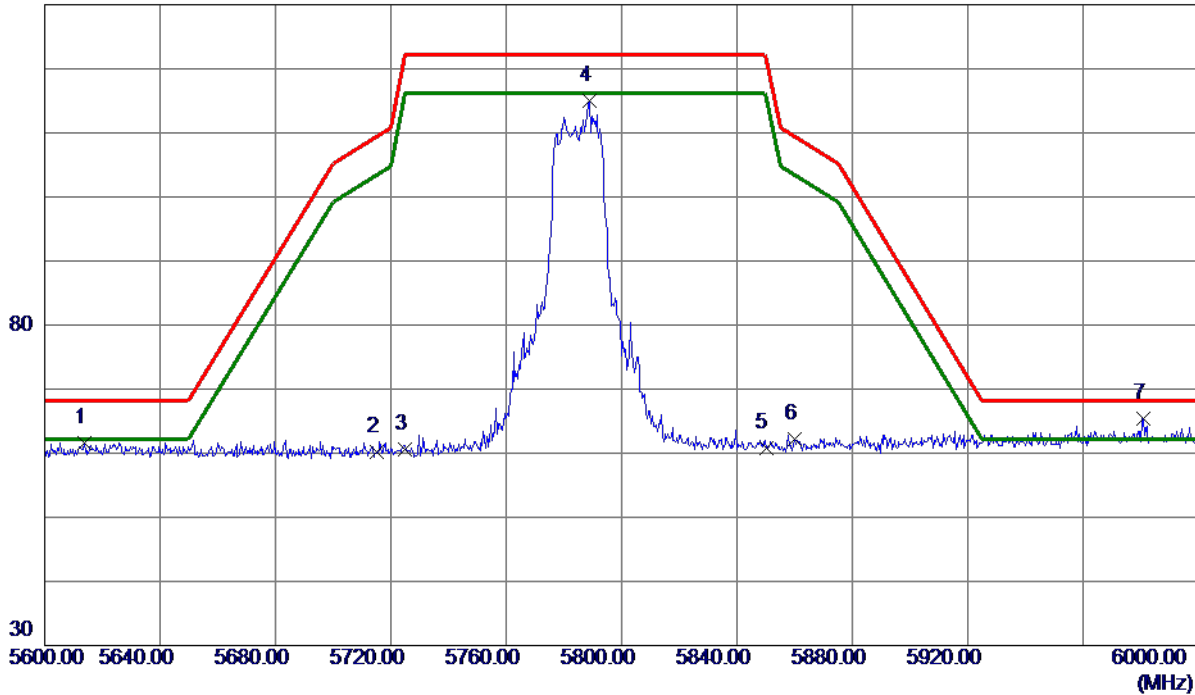
REMARKS:

- (1) Measurement Value = Reading Level + Correct Factor.
- (2) Margin Level = Measurement Value - Limit Value.

Orthogonal Axis	X
Test Mode	UNII-3_TX AC (VHT20) Mode 5785 MHz

Vertical

130 dBuV/m



No.	Freq. MHz	Reading Level dBuV/m	Correct Factor dB	Measure ment dBuV/m	Limit dBuV/m	Margin dB	Detector	Comment
1	5613.6000	23.30	38.35	61.65	68.20	-6.55	Peak	
2	5715.0000	21.76	38.46	60.22	109.40	-49.18	Peak	
3	5725.0000	22.09	38.50	60.59	122.20	-61.61	Peak	
4	5788.8000	76.24	38.74	114.98	122.20	-7.22	Peak	
5	5850.0000	21.83	38.91	60.74	122.20	-61.46	Peak	
6	5860.0000	23.24	38.94	62.18	109.40	-47.22	Peak	
7 *	5980.8000	26.14	39.21	65.35	68.20	-2.85	Peak	

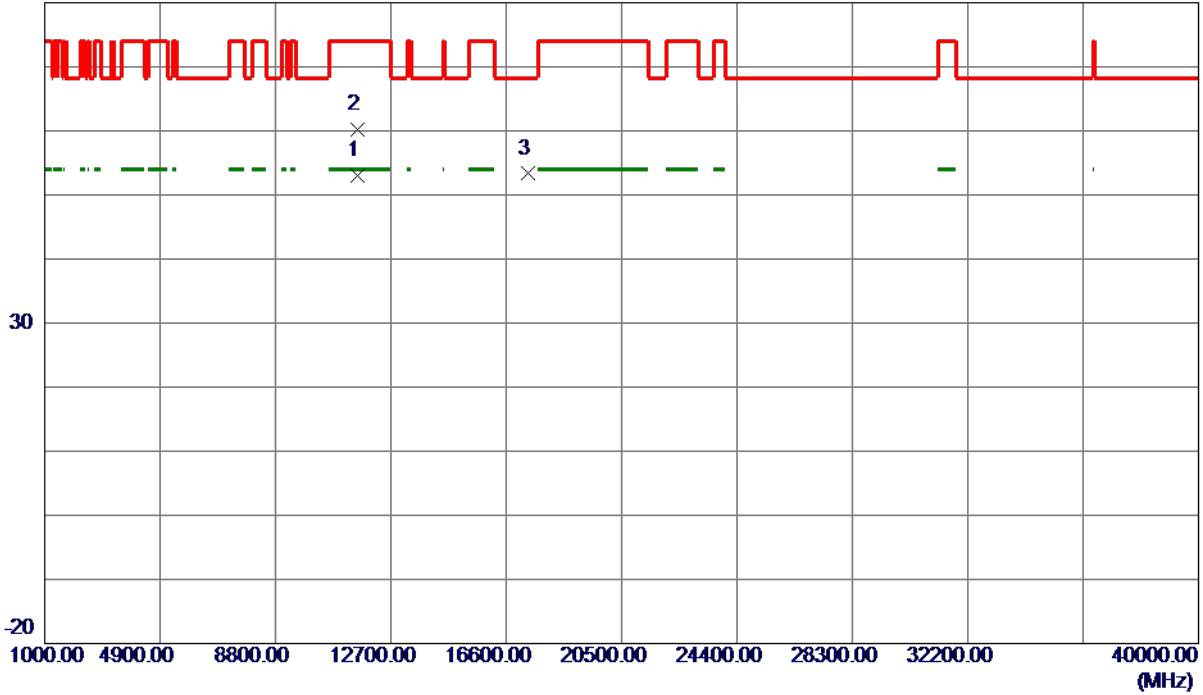
REMARKS:

- (1) Measurement Value = Reading Level + Correct Factor.
- (2) Margin Level = Measurement Value - Limit Value.

Orthogonal Axis	X
Test Mode	UNII-3_TX AC (VHT20) Mode 5785 MHz

Vertical

80 dBuV/m



No.	Freq. MHz	Reading Level dBuV/m	Correct Factor dB	Measure ment dBuV/m	Limit dBuV/m	Margin dB	Detector	Comment
1 *	11571.1220	50.80	2.28	53.08	54.00	-0.92	AVG	
2	11572.9000	57.92	2.28	60.20	74.00	-13.80	Peak	
3	17352.7000	45.93	7.37	53.30	68.20	-14.90	Peak	

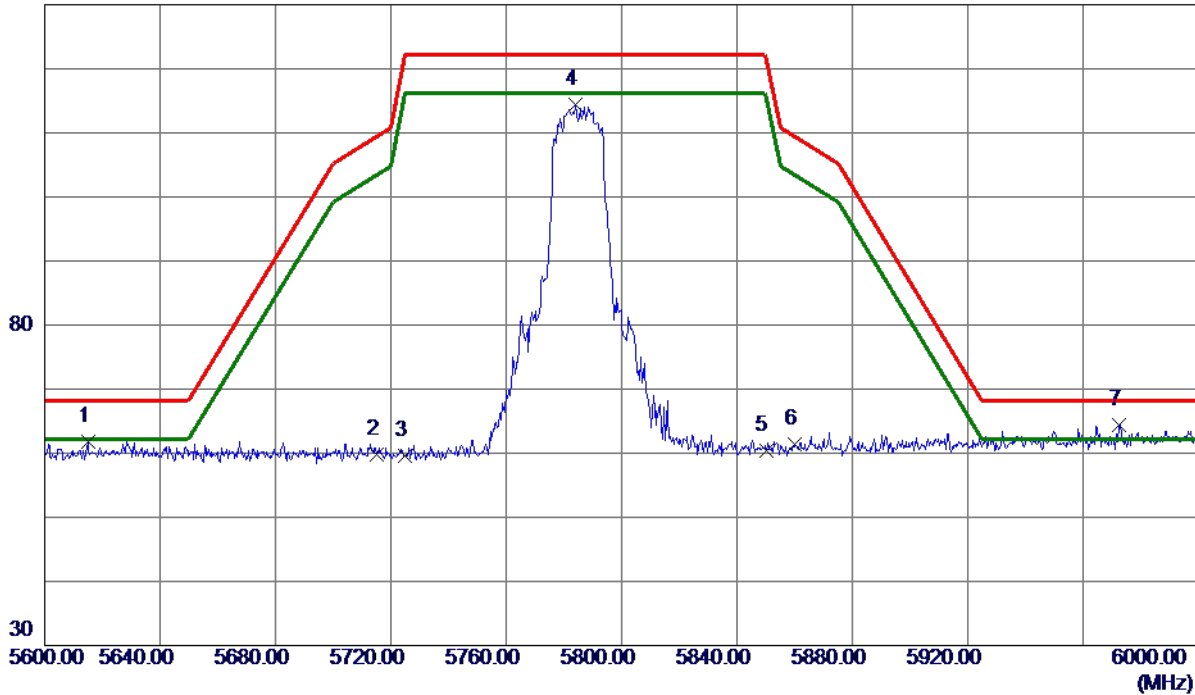
REMARKS:

- (1) Measurement Value = Reading Level + Correct Factor.
- (2) Margin Level = Measurement Value - Limit Value.

Orthogonal Axis	X
Test Mode	UNII-3_TX AC (VHT20) Mode 5785 MHz

Horizontal

130 dBuV/m



No.	Freq. MHz	Reading Level dBuV/m	Correct Factor dB	Measure ment dBuV/m	Limit dBuV/m	Margin dB	Detector	Comment
1	5615.0000	23.52	38.35	61.87	68.20	-6.33	Peak	
2	5715.0000	21.25	38.46	59.71	109.40	-49.69	Peak	
3	5725.0000	21.08	38.50	59.58	122.20	-62.62	Peak	
4	5784.0000	75.63	38.72	114.35	122.20	-7.85	Peak	
5	5850.0000	21.48	38.91	60.39	122.20	-61.81	Peak	
6	5860.0000	22.47	38.94	61.41	109.40	-47.99	Peak	
7 *	5972.6000	25.18	39.20	64.38	68.20	-3.82	Peak	

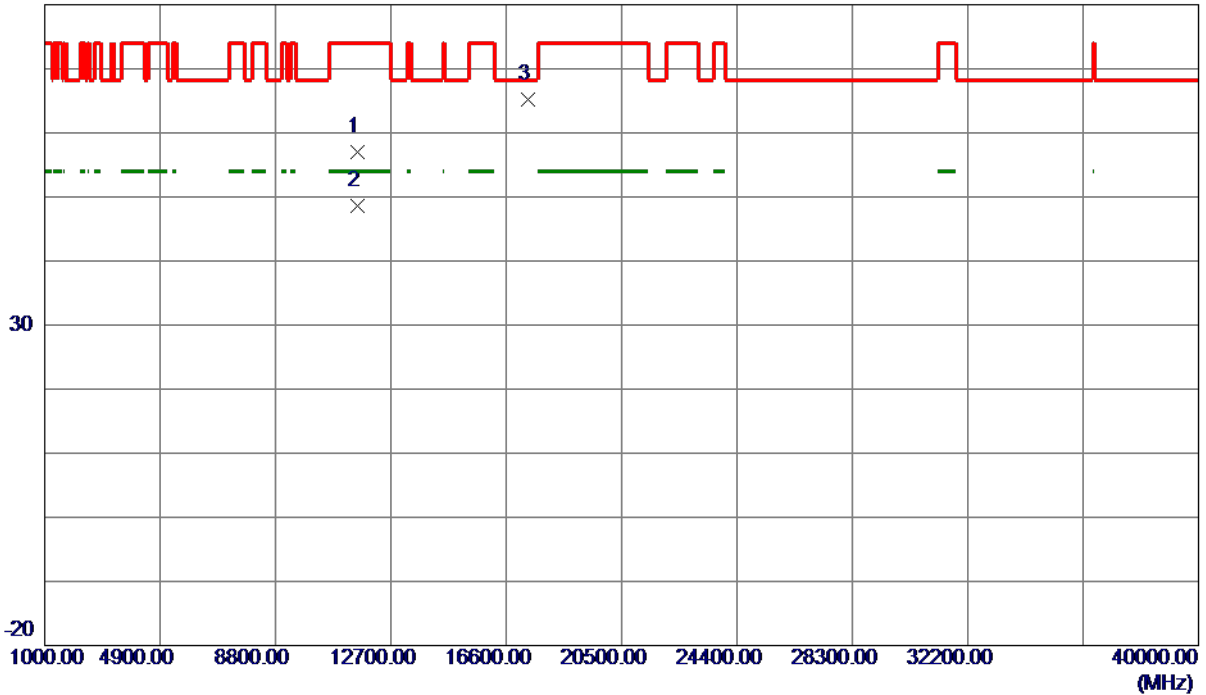
REMARKS:

- (1) Measurement Value = Reading Level + Correct Factor.
- (2) Margin Level = Measurement Value - Limit Value.

Orthogonal Axis	X
Test Mode	UNII-3_TX AC (VHT20) Mode 5785 MHz

Horizontal

80 dBuV/m



No.	Freq. MHz	Reading Level dBuV/m	Correct Factor dB	Measure ment dBuV/m	Limit dBuV/m	Margin dB	Detector	Comment
1	11570.9500	54.67	2.28	56.95	74.00	-17.05	Peak	
2	11572.5100	46.25	2.28	48.53	54.00	-5.47	AVG	
3 *	17350.7500	57.87	7.36	65.23	68.20	-2.97	Peak	

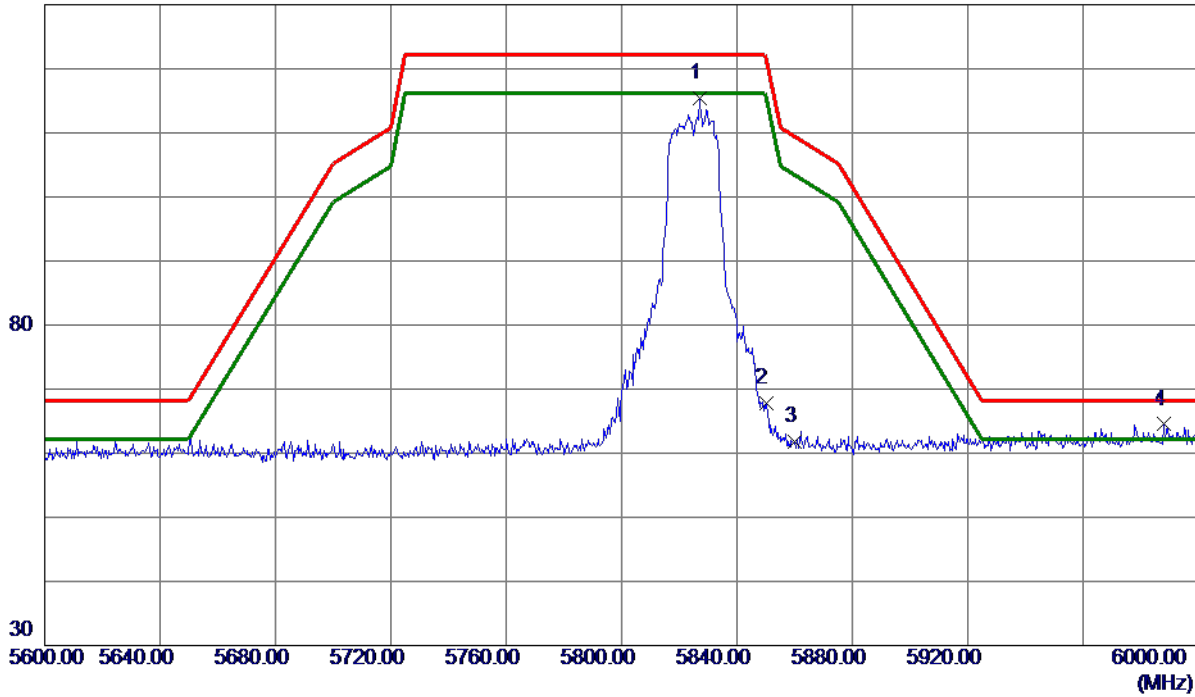
REMARKS:

- (1) Measurement Value = Reading Level + Correct Factor.
- (2) Margin Level = Measurement Value - Limit Value.

Orthogonal Axis	X
Test Mode	UNII-3_TX AC (VHT20) Mode 5825 MHz

Vertical

130 dBuV/m



No.	Freq. MHz	Reading Level dBuV/m	Correct Factor dB	Measure ment dBuV/m	Limit dBuV/m	Margin dB	Detector	Comment
1	5827.0000	76.48	38.85	115.33	122.20	-6.87	Peak	
2	5850.0000	28.83	38.91	67.74	122.20	-54.46	Peak	
3	5860.0000	22.93	38.94	61.87	109.40	-47.53	Peak	
4 *	5987.8000	25.27	39.23	64.50	68.20	-3.70	Peak	

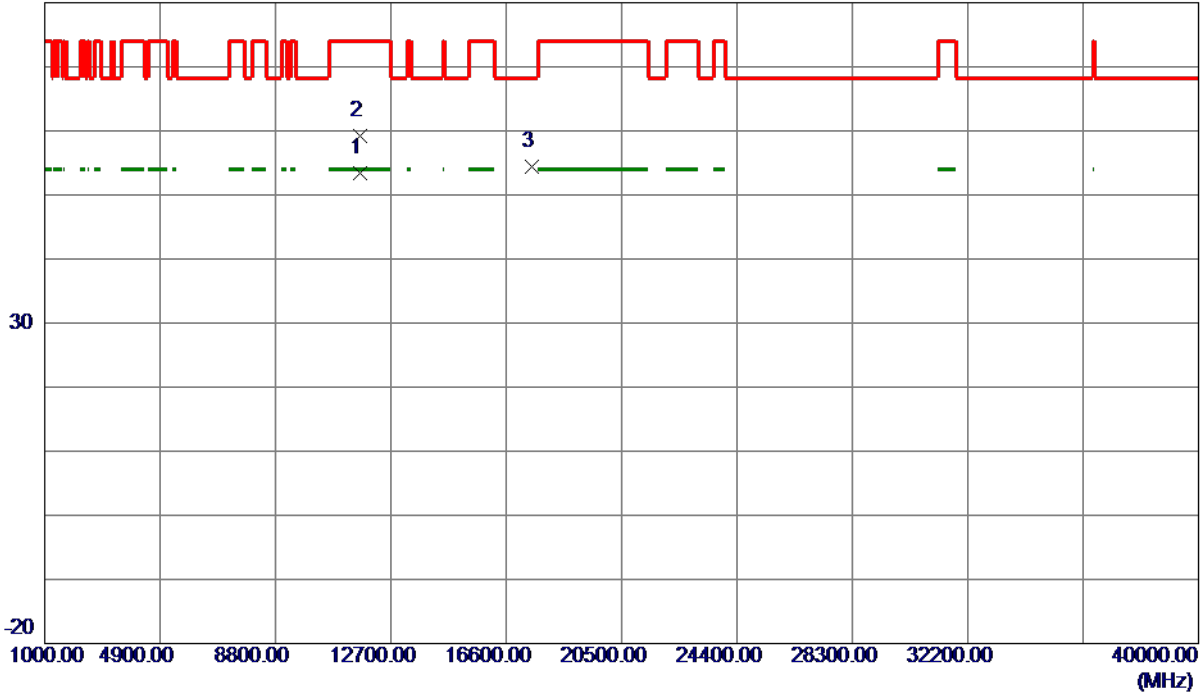
REMARKS:

- (1) Measurement Value = Reading Level + Correct Factor.
- (2) Margin Level = Measurement Value - Limit Value.

Orthogonal Axis	X
Test Mode	UNII-3_TX AC (VHT20) Mode 5825 MHz

Vertical

80 dBuV/m



No.	Freq. MHz	Reading Level dBuV/m	Correct Factor dB	Measure ment dBuV/m	Limit dBuV/m	Margin dB	Detector	Comment
1 *	11652.5850	51.34	2.09	53.43	54.00	-0.57	AVG	
2	11656.7500	57.09	2.08	59.17	74.00	-14.83	Peak	
3	17471.6500	46.42	8.01	54.43	68.20	-13.77	Peak	

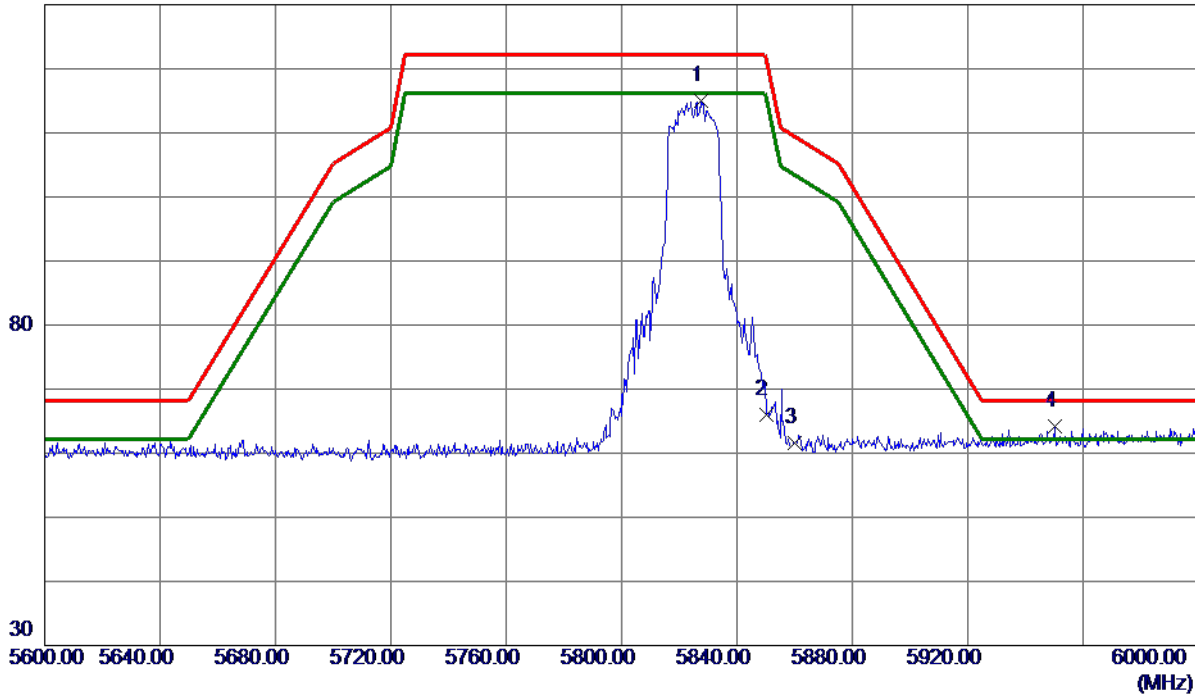
REMARKS:

- (1) Measurement Value = Reading Level + Correct Factor.
- (2) Margin Level = Measurement Value - Limit Value.

Orthogonal Axis	X
Test Mode	UNII-3_TX AC (VHT20) Mode 5825 MHz

Horizontal

130 dBuV/m



No.	Freq. MHz	Reading Level dBuV/m	Correct Factor dB	Measure ment dBuV/m	Limit dBuV/m	Margin dB	Detector	Comment
1	5827.4000	76.07	38.85	114.92	122.20	-7.28	Peak	
2	5850.0000	27.07	38.91	65.98	122.20	-56.22	Peak	
3	5860.0000	22.74	38.94	61.68	109.40	-47.72	Peak	
4 *	5950.2000	25.10	39.15	64.25	68.20	-3.95	Peak	

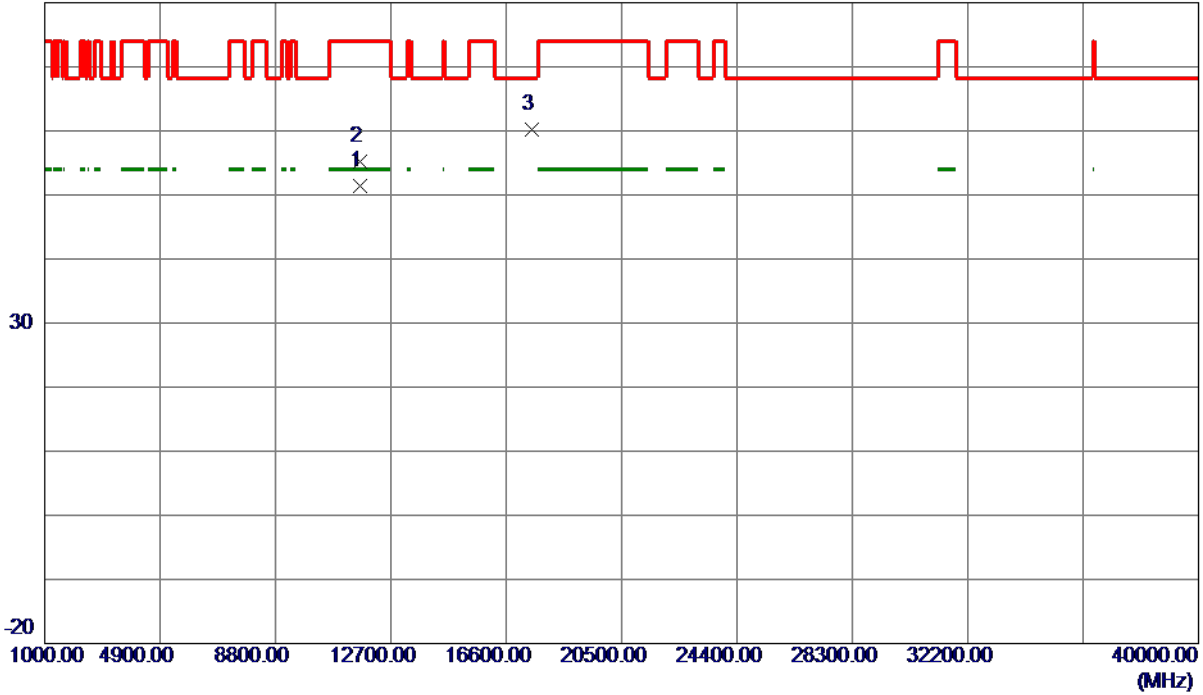
REMARKS:

- (1) Measurement Value = Reading Level + Correct Factor.
- (2) Margin Level = Measurement Value - Limit Value.

Orthogonal Axis	X
Test Mode	UNII-3_TX AC (VHT20) Mode 5825 MHz

Horizontal

80 dBuV/m



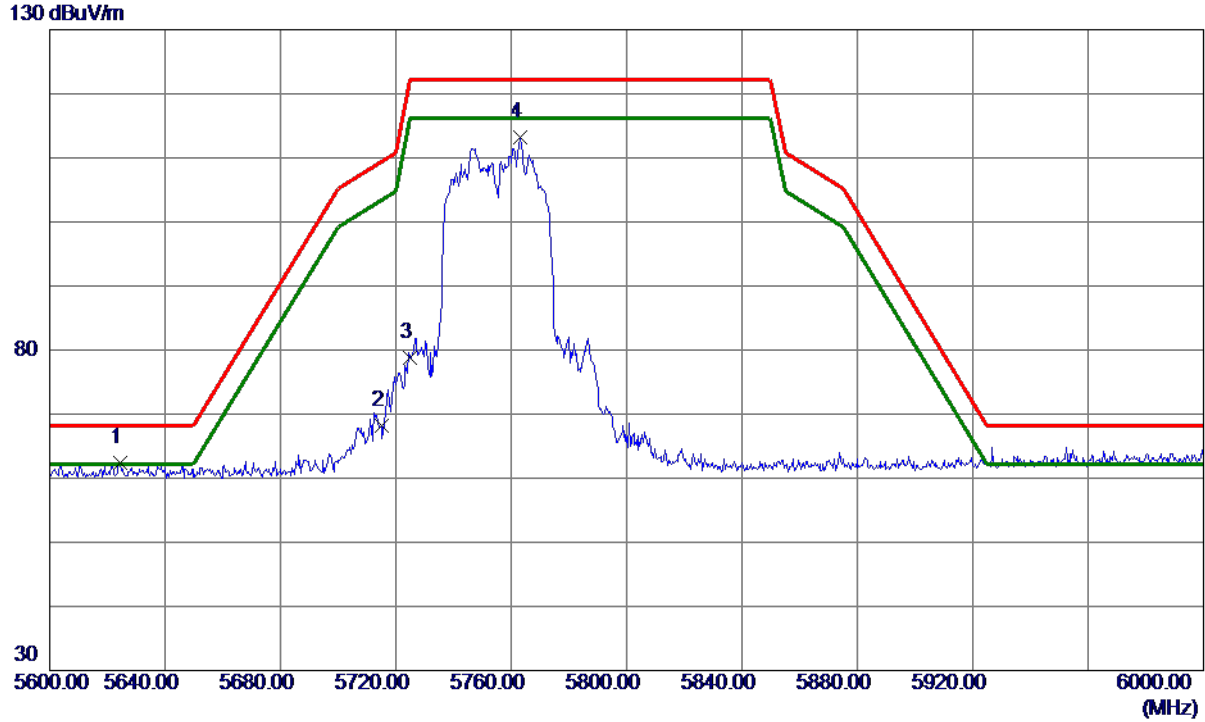
No.	Freq. MHz	Reading Level dBuV/m	Correct Factor dB	Measure ment dBuV/m	Limit dBuV/m	Margin dB	Detector	Comment
1 *	11648.2220	49.36	2.11	51.47	54.00	-2.53	AVG	
2	11648.9500	53.10	2.11	55.21	74.00	-18.79	Peak	
3	17469.7000	52.22	8.00	60.22	68.20	-7.98	Peak	

REMARKS:

- (1) Measurement Value = Reading Level + Correct Factor.
- (2) Margin Level = Measurement Value - Limit Value.

Orthogonal Axis	X
Test Mode	UNII-3_TX AC (VHT40) Mode 5755 MHz

Vertical



No.	Freq. MHz	Reading Level dBuV/m	Correct Factor dB	Measure ment dBuV/m	Limit dBuV/m	Margin dB	Detector	Comment
1 *	5624.4000	24.05	38.36	62.41	68.20	-5.79	Peak	
2	5715.0000	29.74	38.46	68.20	109.40	-41.20	Peak	
3	5725.0000	40.33	38.50	78.83	122.20	-43.37	Peak	
4	5763.0000	74.58	38.64	113.22	122.20	-8.98	Peak	

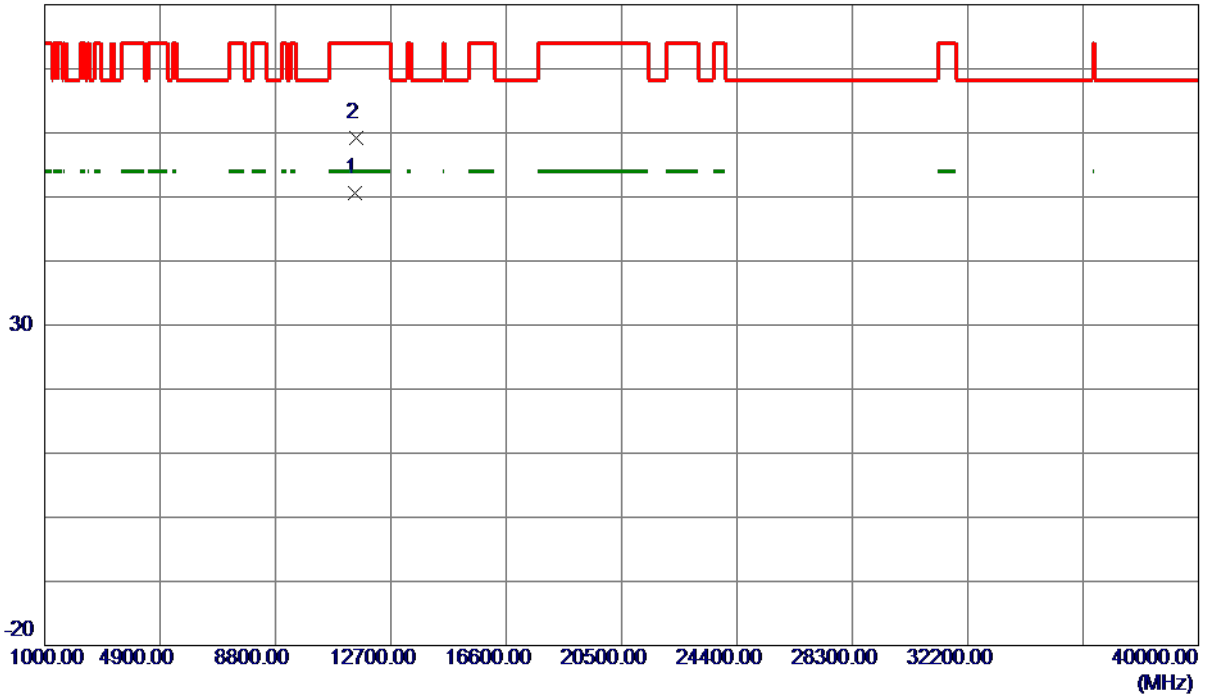
REMARKS:

- (1) Measurement Value = Reading Level + Correct Factor.
- (2) Margin Level = Measurement Value - Limit Value.

Orthogonal Axis	X
Test Mode	UNII-3_TX AC (VHT40) Mode 5755 MHz

Vertical

80 dBuV/m



No.	Freq. MHz	Reading Level dBuV/m	Correct Factor dB	Measure ment dBuV/m	Limit dBuV/m	Margin dB	Detector	Comment
1 *	11507.3920	48.42	2.22	50.64	54.00	-3.36	AVG	
2	11510.5000	57.01	2.22	59.23	74.00	-14.77	Peak	

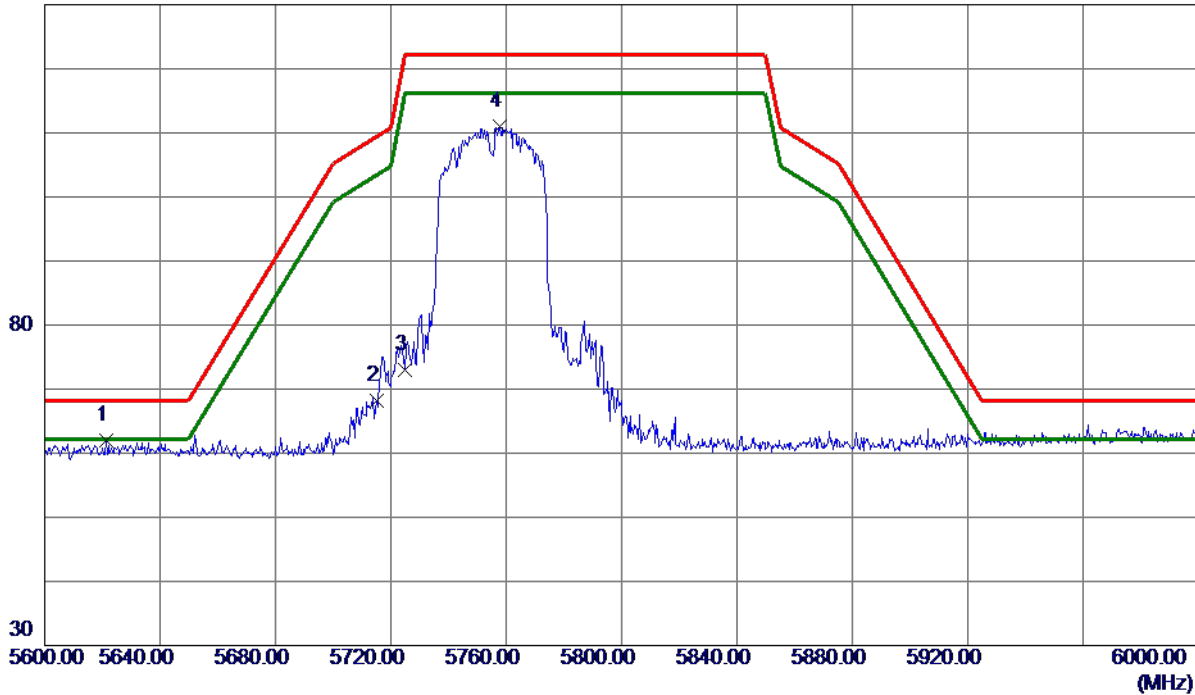
REMARKS:

- (1) Measurement Value = Reading Level + Correct Factor.
- (2) Margin Level = Measurement Value - Limit Value.

Orthogonal Axis	X
Test Mode	UNII-3_TX AC (VHT40) Mode 5755 MHz

Horizontal

130 dBuV/m



No.	Freq. MHz	Reading Level dBuV/m	Correct Factor dB	Measurement dBuV/m	Limit dBuV/m	Margin dB	Detector	Comment
1 *	5621.4000	23.70	38.35	62.05	68.20	-6.15	Peak	
2	5715.0000	29.71	38.46	68.17	109.40	-41.23	Peak	
3	5725.0000	34.58	38.50	73.08	122.20	-49.12	Peak	
4	5757.6000	72.29	38.62	110.91	122.20	-11.29	Peak	

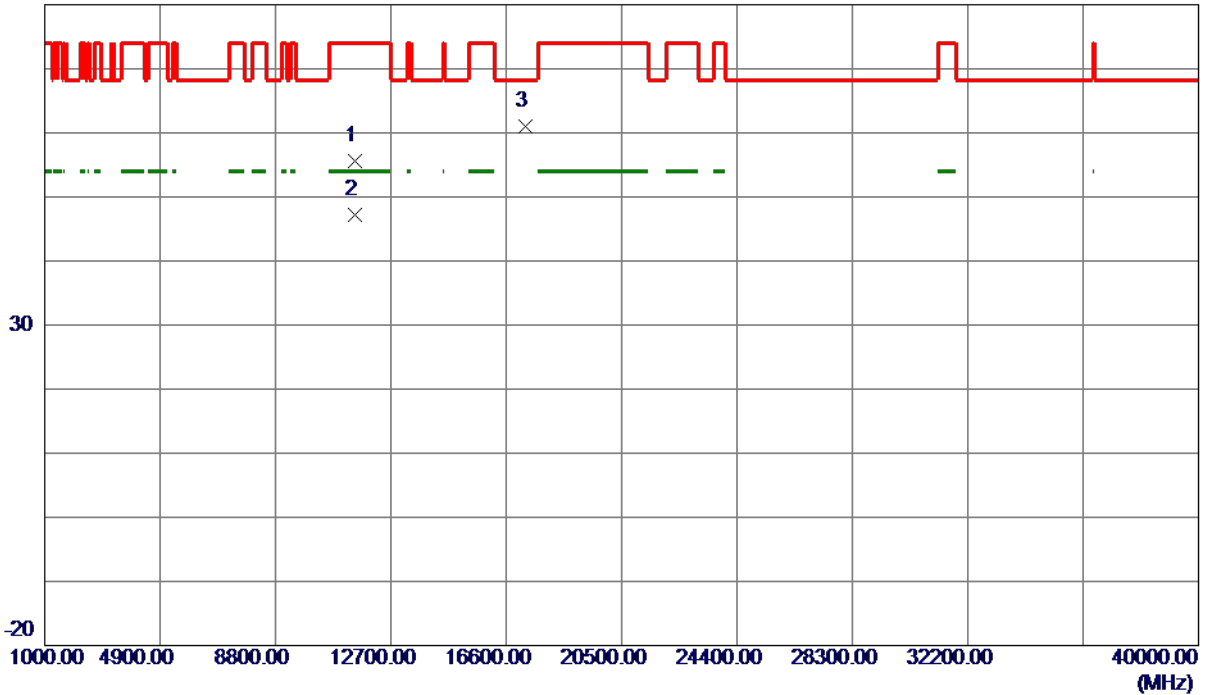
REMARKS:

- (1) Measurement Value = Reading Level + Correct Factor.
- (2) Margin Level = Measurement Value - Limit Value.

Orthogonal Axis	X
Test Mode	UNII-3_TX AC (VHT40) Mode 5755 MHz

Horizontal

80 dBuV/m



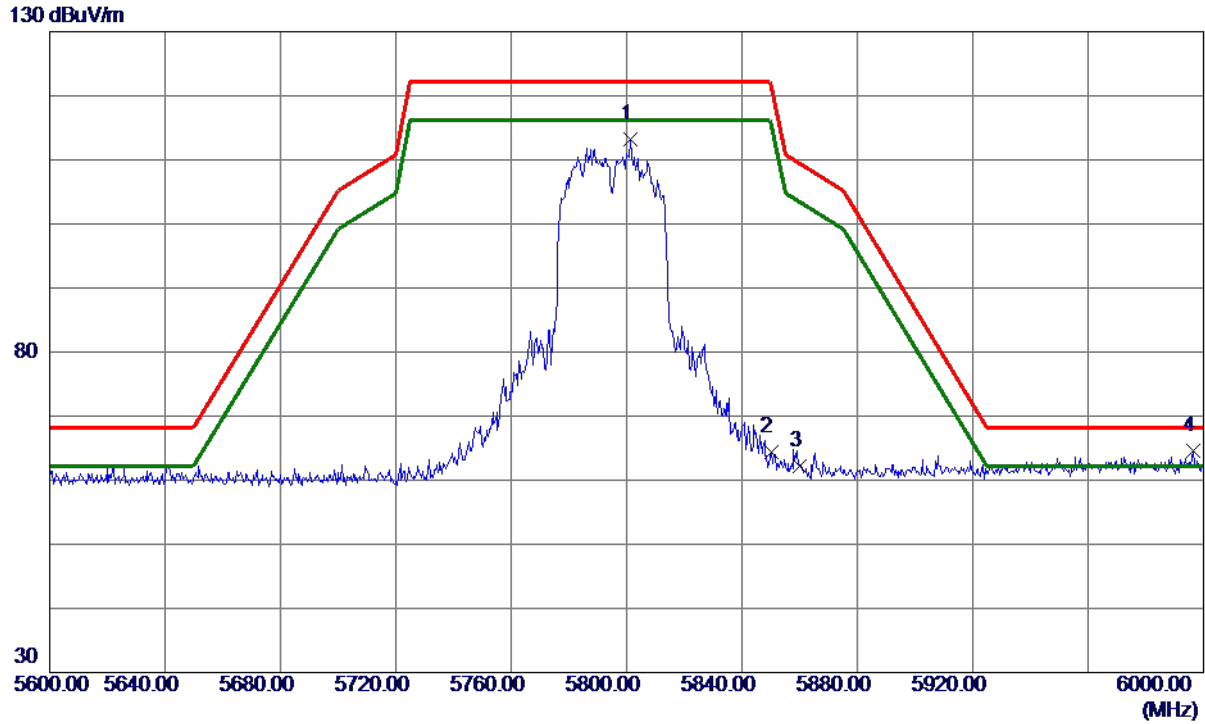
No.	Freq. MHz	Reading Level dBuV/m	Correct Factor dB	Measure ment dBuV/m	Limit dBuV/m	Margin dB	Detector	Comment
1	11504.6500	53.39	2.22	55.61	74.00	-18.39	Peak	
2 *	11507.6460	44.94	2.22	47.16	54.00	-6.84	AVG	
3	17257.1500	54.14	6.77	60.91	68.20	-7.29	Peak	

REMARKS:

- (1) Measurement Value = Reading Level + Correct Factor.
- (2) Margin Level = Measurement Value - Limit Value.

Orthogonal Axis	X
Test Mode	UNII-3_TX AC (VHT40) Mode 5795 MHz

Vertical



No.	Freq. MHz	Reading Level dBuV/m	Correct Factor dB	Measure ment dBuV/m	Limit dBuV/m	Margin dB	Detector	Comment
1	5801.4000	74.51	38.78	113.29	122.20	-8.91	Peak	
2	5850.0000	25.41	38.91	64.32	122.20	-57.88	Peak	
3	5860.0000	23.20	38.94	62.14	109.40	-47.26	Peak	
4 *	5996.4000	25.43	39.24	64.67	68.20	-3.53	Peak	

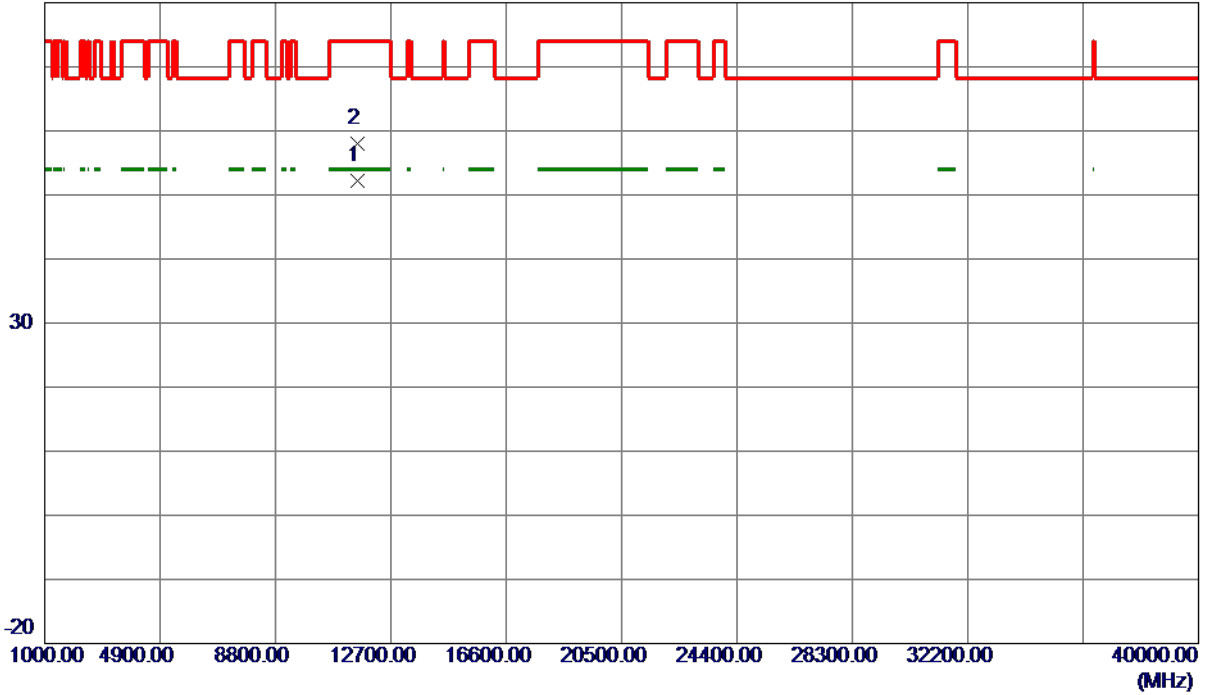
REMARKS:

- (1) Measurement Value = Reading Level + Correct Factor.
- (2) Margin Level = Measurement Value - Limit Value.

Orthogonal Axis	X
Test Mode	UNII-3_TX AC (VHT40) Mode 5795 MHz

Vertical

80 dBuV/m



No.	Freq. MHz	Reading Level dBuV/m	Correct Factor dB	Measure ment dBuV/m	Limit dBuV/m	Margin dB	Detector	Comment
1 *	11587.5759	49.84	2.29	52.13	54.00	-1.87	AVG	
2	11592.4000	55.80	2.29	58.09	74.00	-15.91	Peak	

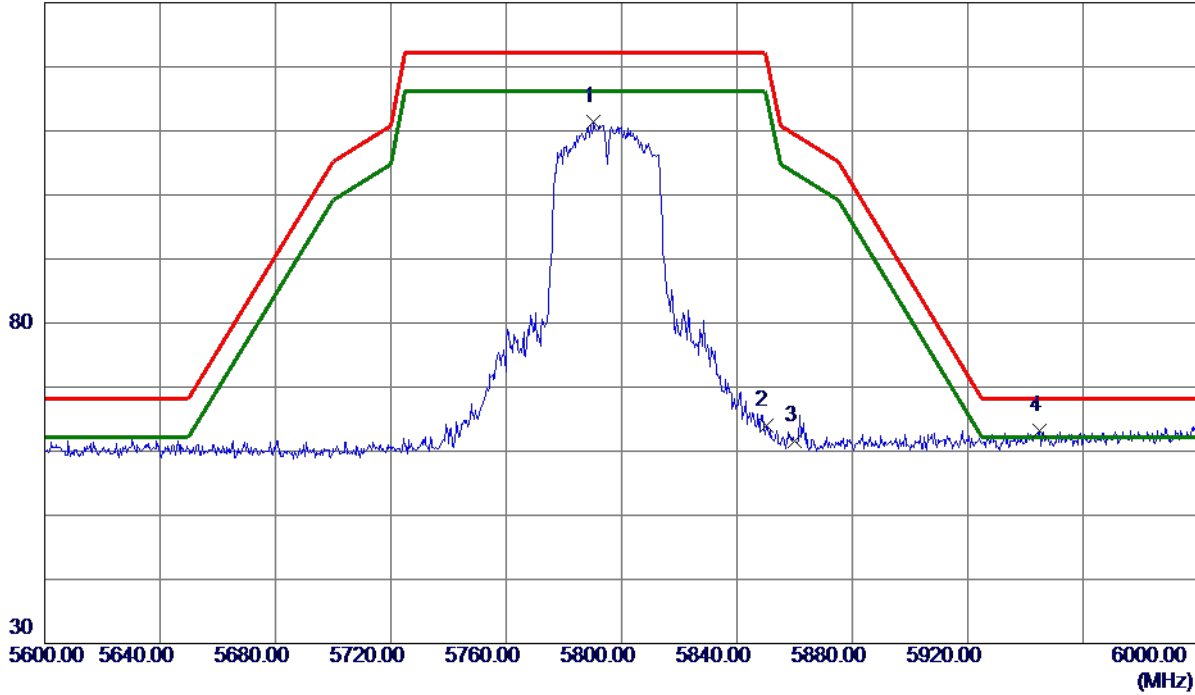
REMARKS:

- (1) Measurement Value = Reading Level + Correct Factor.
- (2) Margin Level = Measurement Value - Limit Value.

Orthogonal Axis	X
Test Mode	UNII-3_TX AC (VHT40) Mode 5795 MHz

Horizontal

130 dBuV/m



No.	Freq. MHz	Reading Level dBuV/m	Correct Factor dB	Measure ment dBuV/m	Limit dBuV/m	Margin dB	Detector	Comment
1	5790.4000	72.57	38.74	111.31	122.20	-10.89	Peak	
2	5850.0000	25.09	38.91	64.00	122.20	-58.20	Peak	
3	5860.0000	22.57	38.94	61.51	109.40	-47.89	Peak	
4 *	5944.8000	24.00	39.14	63.14	68.20	-5.06	Peak	

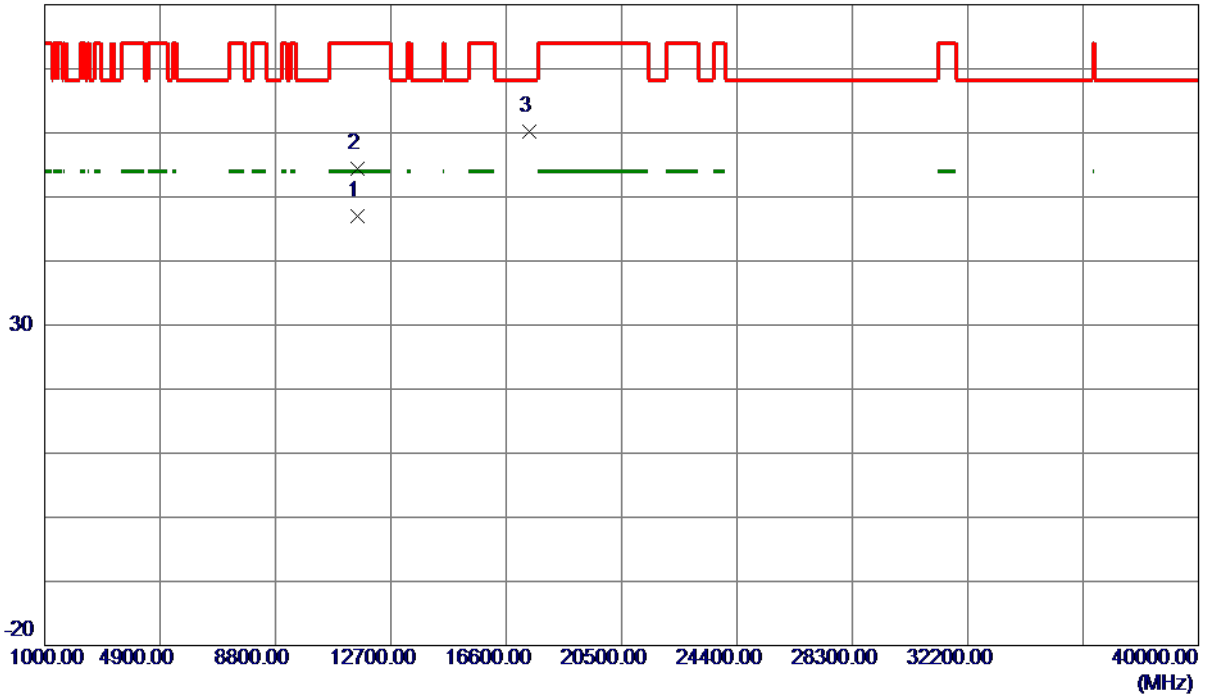
REMARKS:

- (1) Measurement Value = Reading Level + Correct Factor.
- (2) Margin Level = Measurement Value - Limit Value.

Orthogonal Axis	X
Test Mode	UNII-3_TX AC (VHT40) Mode 5795 MHz

Horizontal

80 dBuV/m



No.	Freq. MHz	Reading Level dBuV/m	Correct Factor dB	Measure ment dBuV/m	Limit dBuV/m	Margin dB	Detector	Comment
1 *	11588.1080	44.66	2.29	46.95	54.00	-7.05	AVG	
2	11592.4000	52.17	2.29	54.46	74.00	-19.54	Peak	
3	17374.1500	52.68	7.50	60.18	68.20	-8.02	Peak	

REMARKS:

- (1) Measurement Value = Reading Level + Correct Factor.
- (2) Margin Level = Measurement Value - Limit Value.

Orthogonal Axis	X
Test Mode	UNII-3_TX AC (VHT80) Mode 5775 MHz

Vertical

130 dBuV/m



No.	Freq. MHz	Reading Level dBuV/m	Correct Factor dB	Measure ment dBuV/m	Limit dBuV/m	Margin dB	Detector	Comment
1	5635.0000	25.01	38.36	63.37	68.20	-4.83	Peak	
2	5715.0000	31.77	38.46	70.23	109.40	-39.17	Peak	
3	5725.0000	35.25	38.50	73.75	122.20	-48.45	Peak	
4	5780.2000	72.17	38.71	110.88	122.20	-11.32	Peak	
5	5850.0000	30.67	38.91	69.58	122.20	-52.62	Peak	
6	5860.0000	28.53	38.94	67.47	109.40	-41.93	Peak	
7 *	5982.6000	24.76	39.22	63.98	68.20	-4.22	Peak	

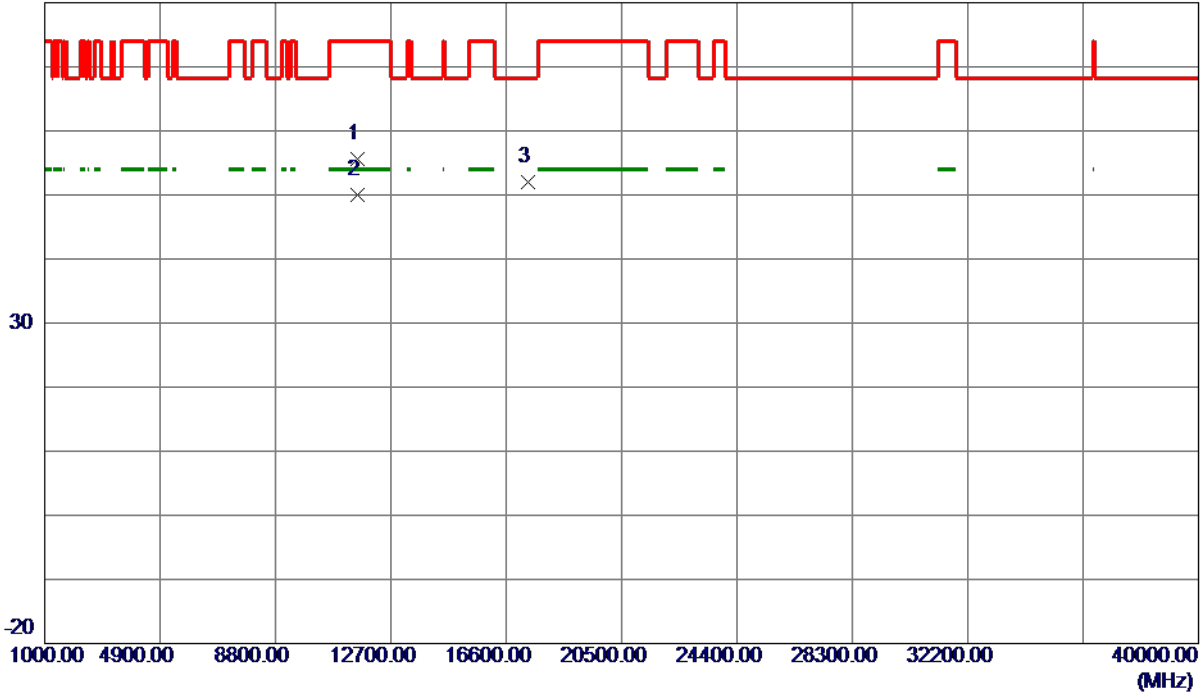
REMARKS:

- (1) Measurement Value = Reading Level + Correct Factor.
- (2) Margin Level = Measurement Value - Limit Value.

Orthogonal Axis	X
Test Mode	UNII-3_TX AC (VHT80) Mode 5775 MHz

Vertical

80 dBuV/m



No.	Freq. MHz	Reading Level dBuV/m	Correct Factor dB	Measure ment dBuV/m	Limit dBuV/m	Margin dB	Detector	Comment
1	11557.3000	53.31	2.26	55.57	74.00	-18.43	Peak	
2 *	11568.9280	47.71	2.27	49.98	54.00	-4.02	AVG	
3	17342.9500	44.70	7.31	52.01	68.20	-16.19	Peak	

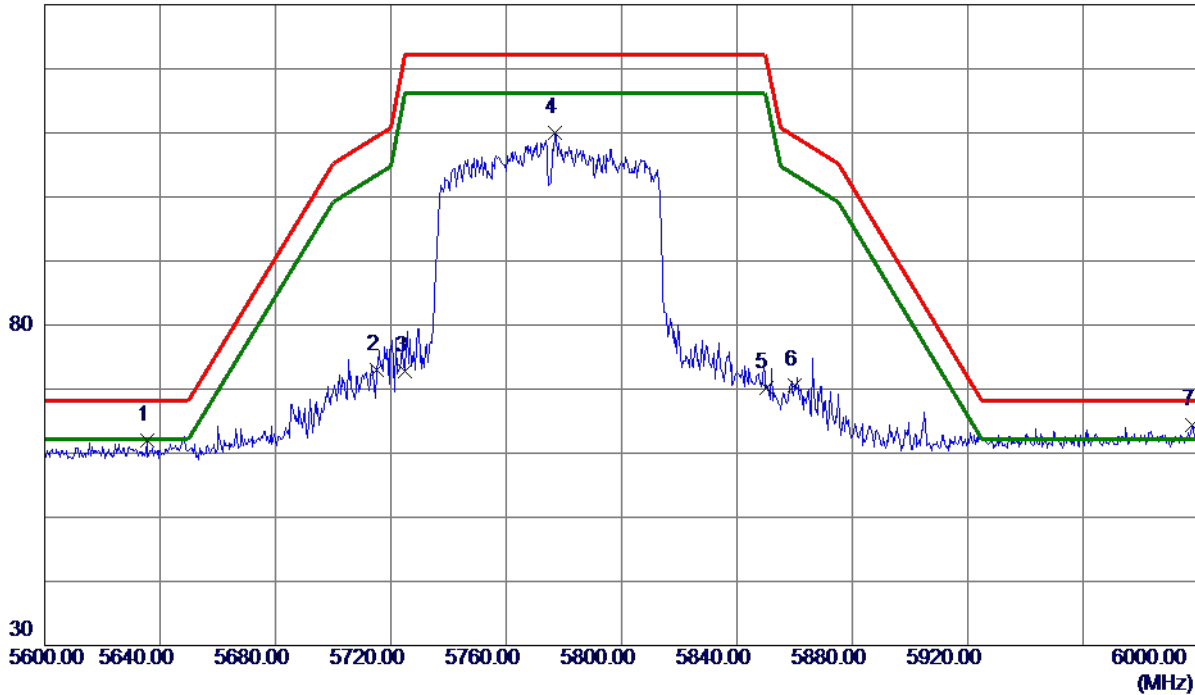
REMARKS:

- (1) Measurement Value = Reading Level + Correct Factor.
- (2) Margin Level = Measurement Value - Limit Value.

Orthogonal Axis	X
Test Mode	UNII-3_TX AC (VHT80) Mode 5775 MHz

Horizontal

130 dBuV/m



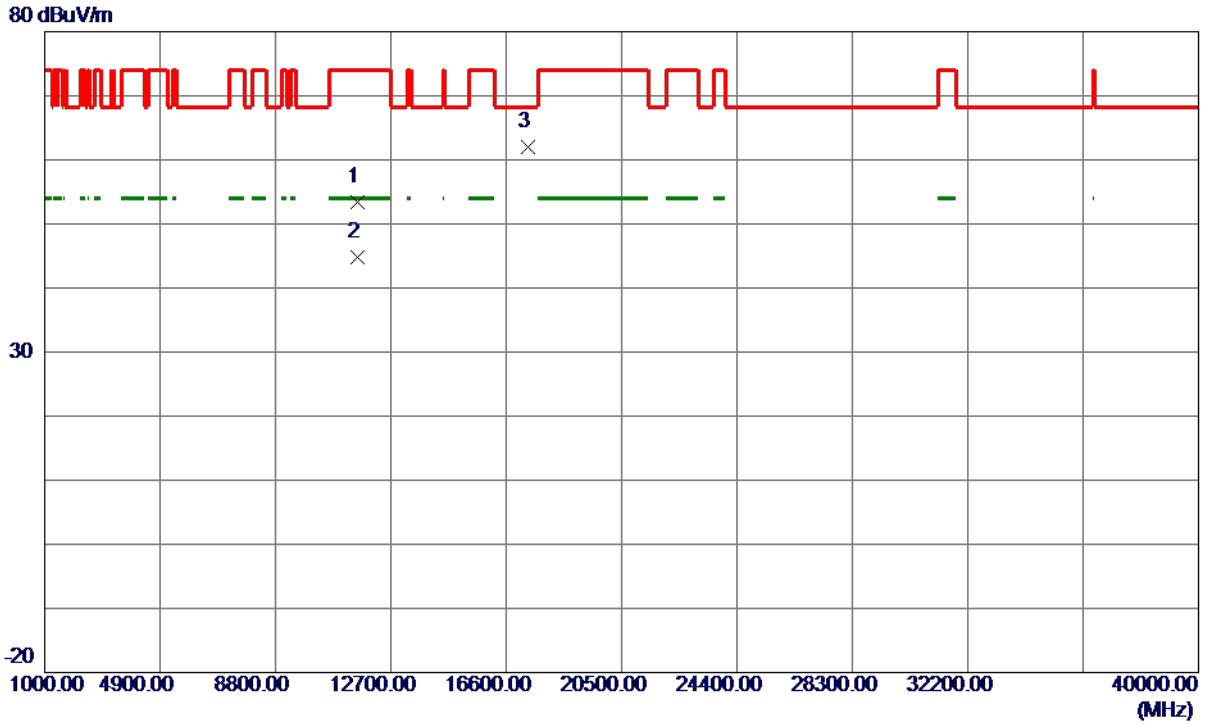
No.	Freq. MHz	Reading Level dBuV/m	Correct Factor dB	Measure ment dBuV/m	Limit dBuV/m	Margin dB	Detector	Comment
1	5635.4000	23.56	38.36	61.92	68.20	-6.28	Peak	
2	5715.0000	34.54	38.46	73.00	109.40	-36.40	Peak	
3	5725.0000	34.33	38.50	72.83	122.20	-49.37	Peak	
4	5777.0000	71.38	38.69	110.07	122.20	-12.13	Peak	
5	5850.0000	31.33	38.91	70.24	122.20	-51.96	Peak	
6	5860.0000	31.60	38.94	70.54	109.40	-38.86	Peak	
7 *	5997.8000	25.20	39.25	64.45	68.20	-3.75	Peak	

REMARKS:

- (1) Measurement Value = Reading Level + Correct Factor.
- (2) Margin Level = Measurement Value - Limit Value.

Orthogonal Axis	X
Test Mode	UNII-3_TX AC (VHT80) Mode 5775 MHz

Horizontal



No.	Freq. MHz	Reading Level dBuV/m	Correct Factor dB	Measure ment dBuV/m	Limit dBuV/m	Margin dB	Detector	Comment
1	11569.0000	51.07	2.27	53.34	74.00	-20.66	Peak	
2	11571.2500	42.56	2.28	44.84	54.00	-9.16	AVG	
3 *	17348.8000	54.67	7.35	62.02	68.20	-6.18	Peak	

REMARKS:

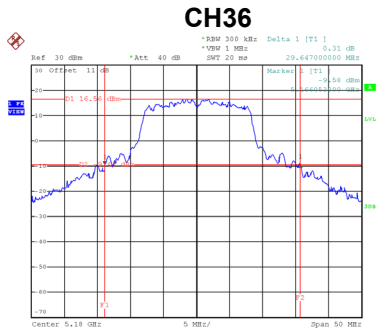
- (1) Measurement Value = Reading Level + Correct Factor.
- (2) Margin Level = Measurement Value - Limit Value.

APPENDIX E - BANDWIDTH

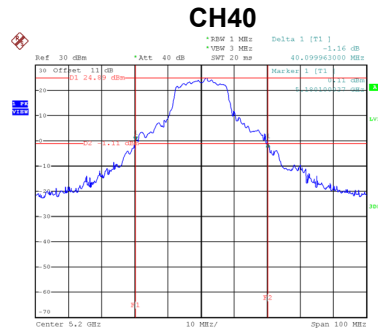
SISO

Test Mode	UNII-1_TX A Mode
-----------	------------------

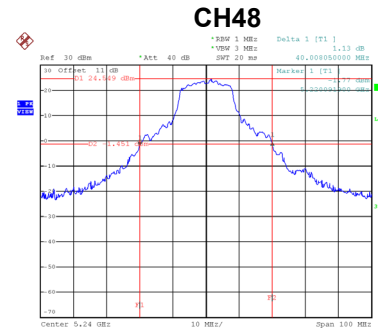
Channel	Frequency (MHz)	26 dB Bandwidth (MHz)	99 % Emission Bandwidth (MHz)
36	5180	29.65	19.40
40	5200	40.10	25.20
48	5240	40.01	24.30



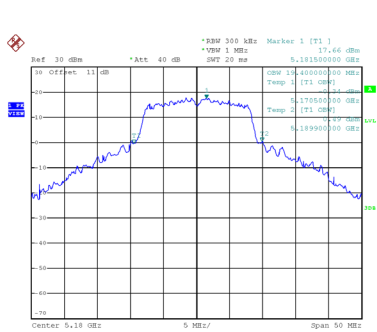
Date: 2.FEB.2021 21:11:07



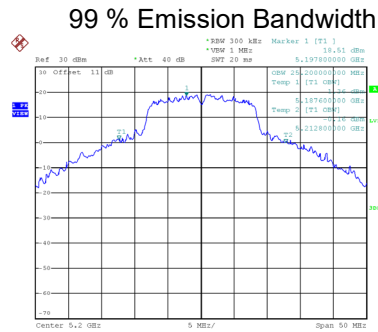
Date: 2.FEB.2021 21:14:29



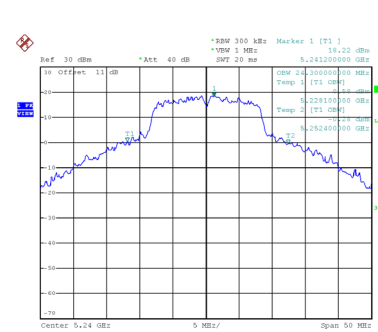
Date: 2.FEB.2021 21:16:44



Date: 2.FEB.2021 21:09:32



Date: 2.FEB.2021 21:12:09

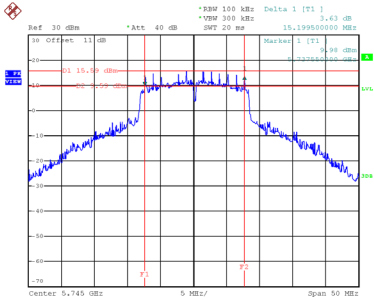


Date: 2.FEB.2021 21:15:58

Test Mode UNII-3_TX A Mode

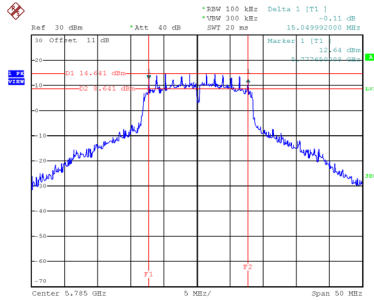
Channel	Frequency (MHz)	6 dB Bandwidth (MHz)	99 % Emission Bandwidth (MHz)	6 dB Bandwidth Min. Limit (kHz)	Result
149	5745	15.20	22.50	500	Complies
157	5785	15.05	19.70	500	Complies
165	5825	15.25	21.20	500	Complies

CH149



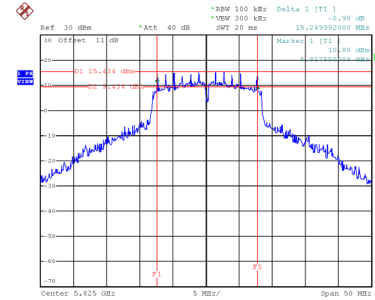
Date: 3.FEB.2021 14:32:13

CH157



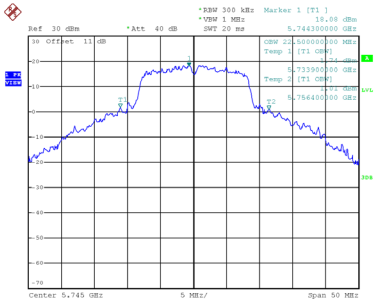
Date: 3.FEB.2021 14:33:44

CH165

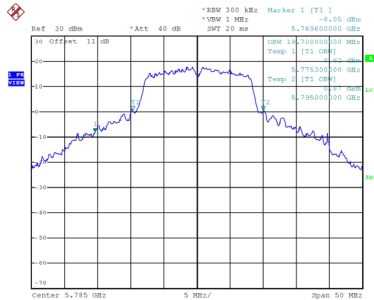


Date: 3.FEB.2021 14:35:18

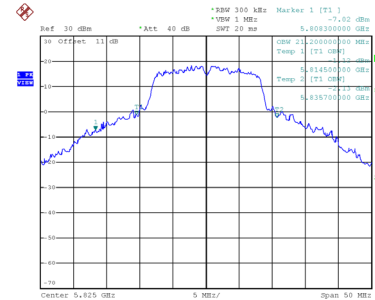
99 % Emission Bandwidth



Date: 3.FEB.2021 14:31:37



Date: 3.FEB.2021 14:33:09

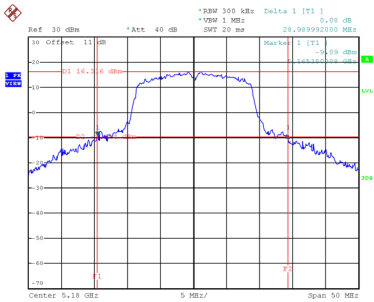


Date: 3.FEB.2021 14:34:43

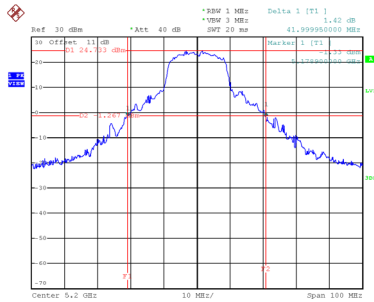
Test Mode UNII-1_TX AC (VHT20) Mode

Channel	Frequency (MHz)	26 dB Bandwidth (MHz)	99 % Emission Bandwidth (MHz)
36	5180	28.99	18.40
40	5200	42.00	26.40
48	5240	42.19	26.20

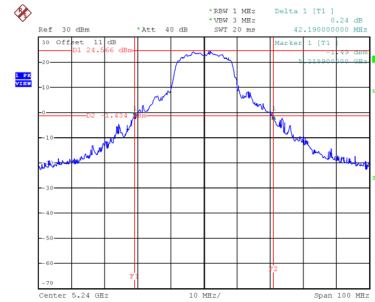
CH36



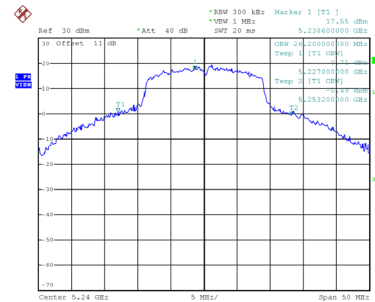
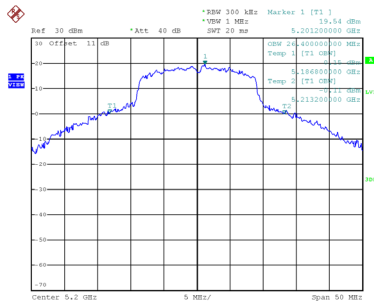
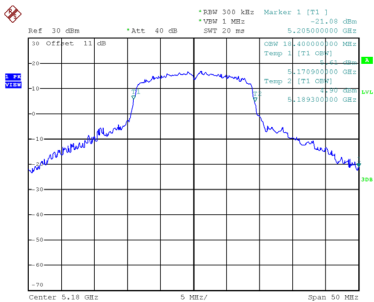
CH40



CH48



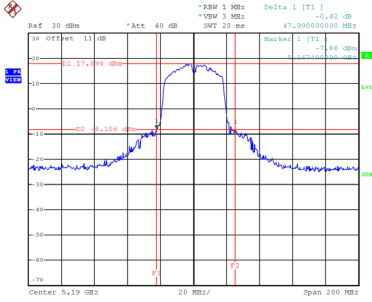
99 % Emission Bandwidth



Test Mode	UNII-1_TX AC (VHT40) Mode
-----------	---------------------------

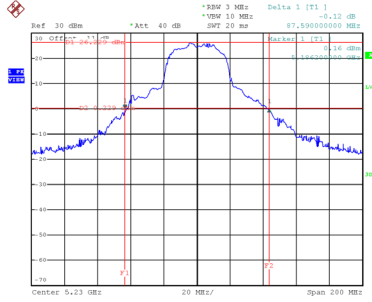
Channel	Frequency (MHz)	26 dB Bandwidth (MHz)	99 % Emission Bandwidth (MHz)
38	5190	47.99	36.40
46	5230	87.59	52.60

CH38



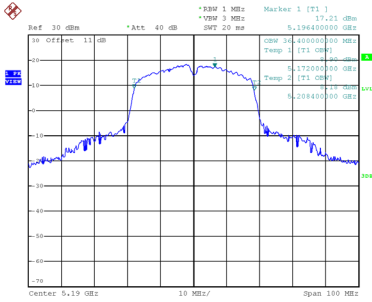
Date: 2.FEB.2021 21:58:21

CH46

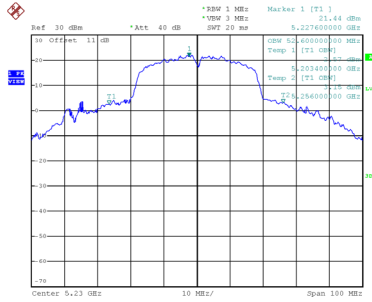


Date: 2.FEB.2021 22:09:35

99 % Emission Bandwidth



Date: 2.FEB.2021 21:55:26

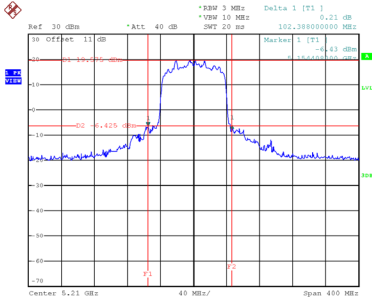


Date: 2.FEB.2021 21:59:29

Test Mode	UNII-1_TX AC (VHT80)
-----------	----------------------

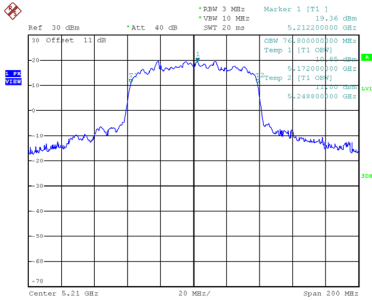
Channel	Frequency (MHz)	26 dB Bandwidth (MHz)	99 % Emission Bandwidth (MHz)
42	5210	102.39	76.80

CH42



Date: 2.FEB.2021 22:02:11

99 % Emission Bandwidth

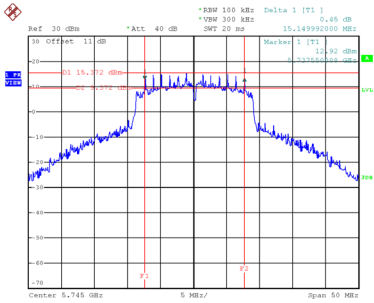


Date: 2.FEB.2021 22:01:16

Test Mode	UNII-3_TX AC (VHT20) Mode
-----------	---------------------------

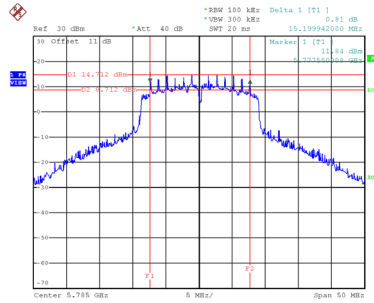
Channel	Frequency (MHz)	6 dB Bandwidth (MHz)	99 % Emission Bandwidth (MHz)	6 dB Bandwidth Min. Limit (kHz)	Result
149	5745	15.15	21.80	500	Complies
157	5785	15.20	19.30	500	Complies
165	5825	15.20	19.90	500	Complies

CH149



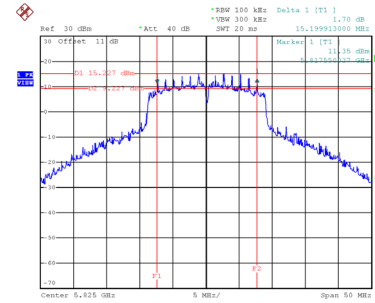
Date: 3.FEB.2021 14:44:16

CH157



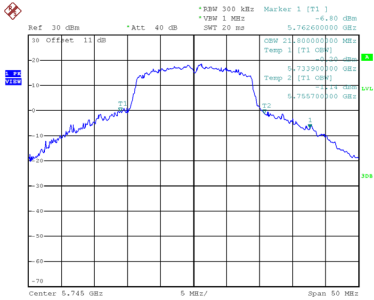
Date: 3.FEB.2021 14:41:29

CH165

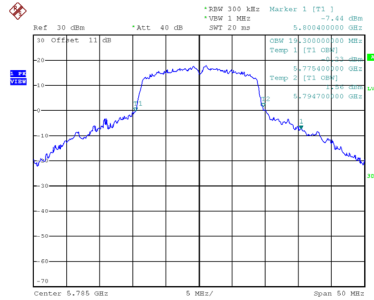


Date: 3.FEB.2021 14:39:29

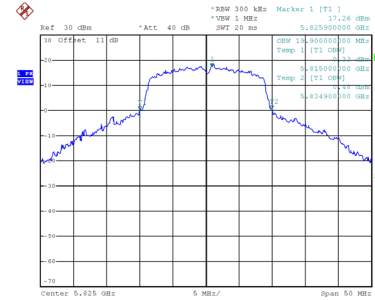
99 % Emission Bandwidth



Date: 3.FEB.2021 14:43:40



Date: 3.FEB.2021 14:40:54

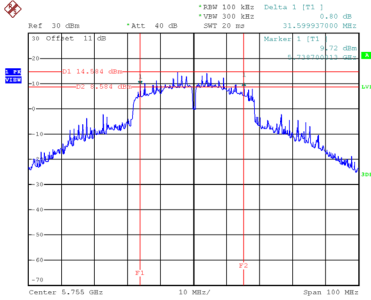


Date: 3.FEB.2021 14:40:15

Test Mode UNII-3_TX AC (VHT40) Mode

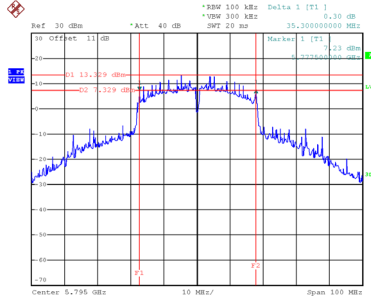
Channel	Frequency (MHz)	6 dB Bandwidth (MHz)	99 % Emission Bandwidth (MHz)	6 dB Bandwidth Min. Limit (kHz)	Result
151	5755	31.60	56.00	500	Complies
159	5795	35.30	44.00	500	Complies

CH151



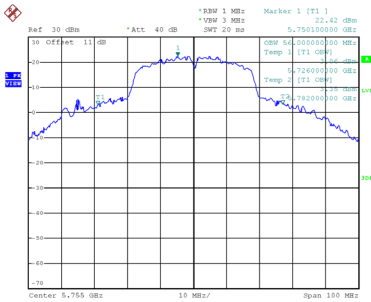
Date: 3.FEB.2021 14:40:50

CH159

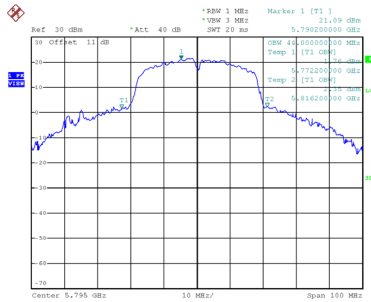


Date: 3.FEB.2021 14:51:40

99 % Emission Bandwidth



Date: 3.FEB.2021 14:47:47



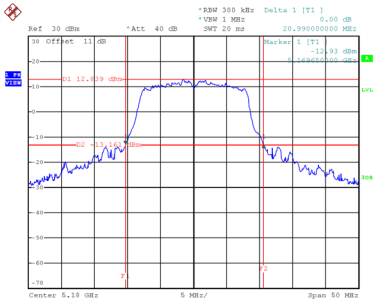
Date: 3.FEB.2021 14:50:52

MIMO

Test Mode	UNII-1_TX A Mode
-----------	------------------

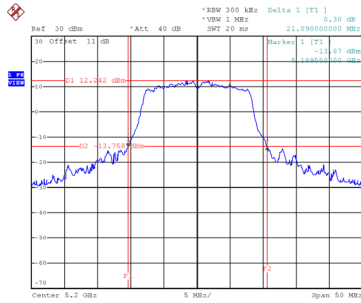
Channel	Frequency (MHz)	26 dB Bandwidth (MHz)	99 % Emission Bandwidth (MHz)
36	5180	20.99	16.80
40	5200	21.09	16.70
48	5240	21.00	16.70

CH36



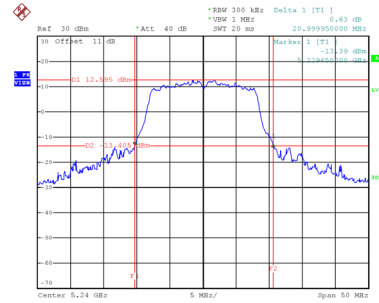
Date: 7.FEB.2021 17:41:29

CH40



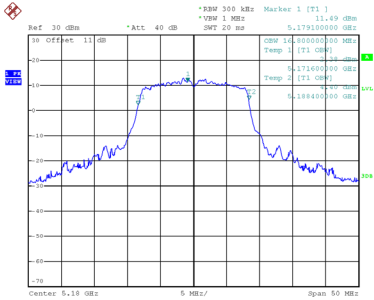
Date: 7.FEB.2021 18:13:01

CH48

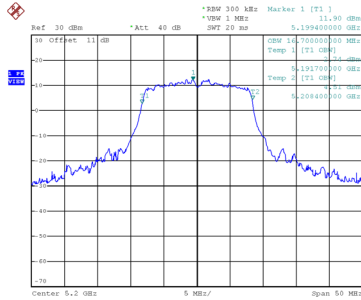


Date: 7.FEB.2021 18:19:28

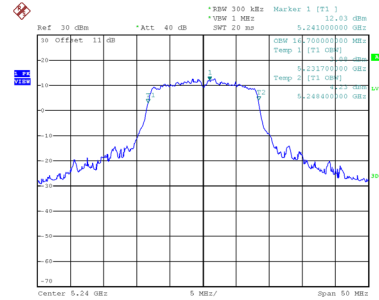
99 % Emission Bandwidth



Date: 7.FEB.2021 17:40:55



Date: 7.FEB.2021 18:12:22

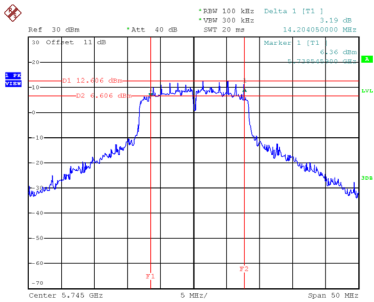


Date: 7.FEB.2021 18:18:49

Test Mode UNII-3_TX A Mode

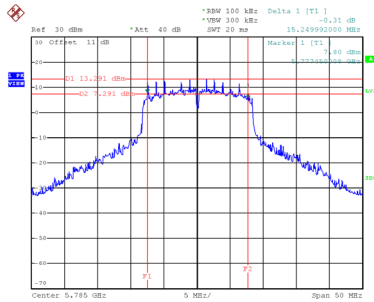
Channel	Frequency (MHz)	6 dB Bandwidth (MHz)	99 % Emission Bandwidth (MHz)	6 dB Bandwidth Min. Limit (kHz)	Result
149	5745	14.20	17.50	500	Complies
157	5785	15.25	17.50	500	Complies
165	5825	14.80	18.30	500	Complies

CH149



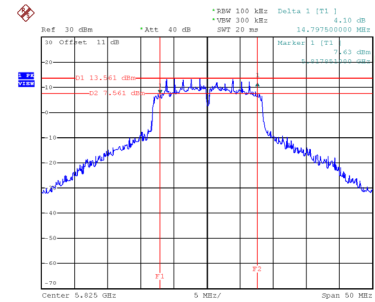
Date: 8.FEB.2021 15:16:23

CH157



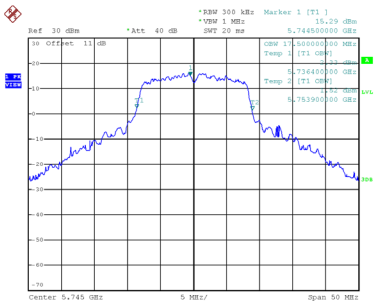
Date: 8.FEB.2021 15:27:33

CH165

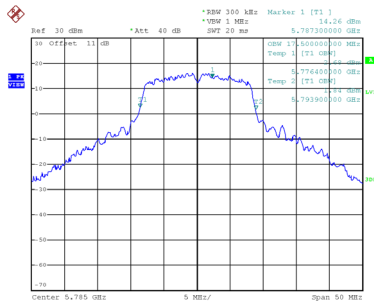


Date: 9.FEB.2021 11:30:20

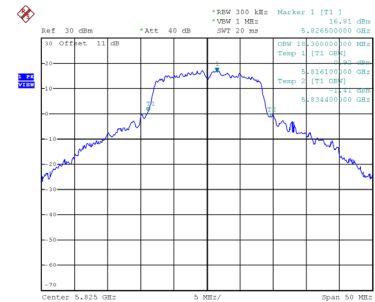
99 % Emission Bandwidth



Date: 8.FEB.2021 15:15:45



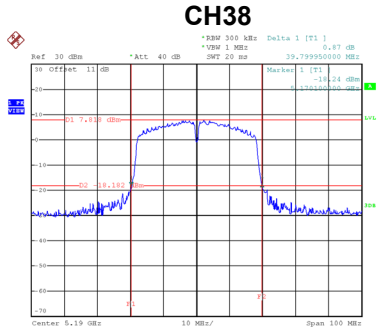
Date: 8.FEB.2021 15:26:57



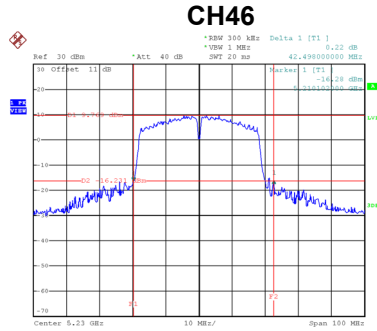
Date: 9.FEB.2021 11:29:44

Test Mode	UNII-1_TX AC (VHT40) Mode
-----------	---------------------------

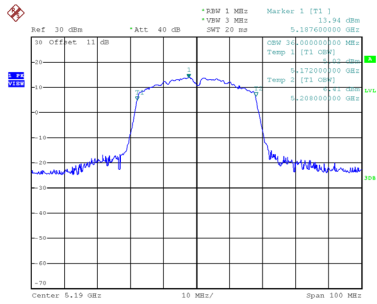
Channel	Frequency (MHz)	26 dB Bandwidth (MHz)	99 % Emission Bandwidth (MHz)
38	5190	39.80	36.00
46	5230	42.50	36.20



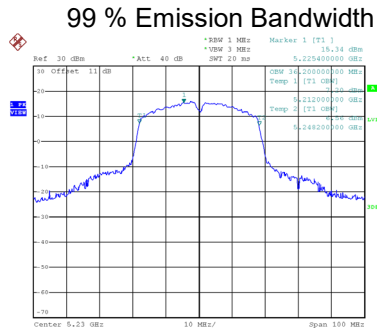
Date: 8_FEB.2021 12:00:46



Date: 10_MAR.2021 14:42:51



Date: 8_FEB.2021 12:00:00

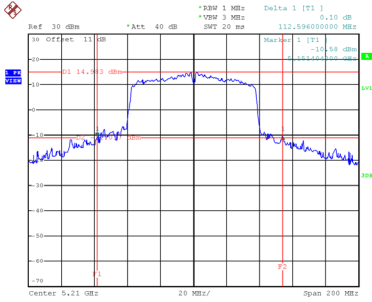


Date: 10_MAR.2021 14:41:54

Test Mode	UNII-1_TX AC (VHT80)
-----------	----------------------

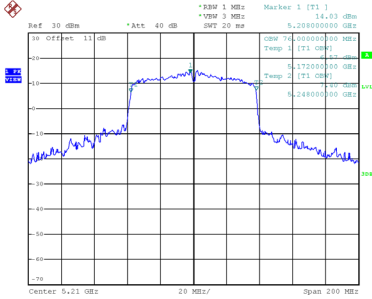
Channel	Frequency (MHz)	26 dB Bandwidth (MHz)	99 % Emission Bandwidth (MHz)
42	5210	112.60	76.00

CH42



Date: 8.FEB.2021 12:25:01

99 % Emission Bandwidth

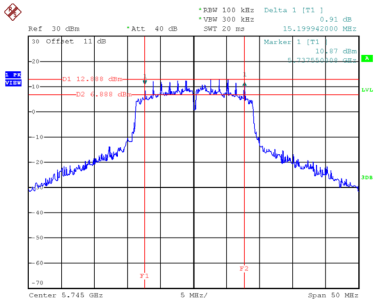


Date: 8.FEB.2021 12:23:17

Test Mode	UNII-3_TX AC (VHT20) Mode
-----------	---------------------------

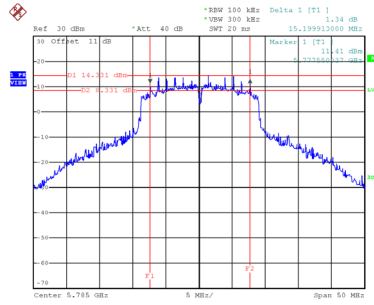
Channel	Frequency (MHz)	6 dB Bandwidth (MHz)	99 % Emission Bandwidth (MHz)	6 dB Bandwidth Min. Limit (kHz)	Result
149	5745	15.20	18.10	500	Complies
157	5785	15.20	19.20	500	Complies
165	5825	15.30	18.70	500	Complies

CH149



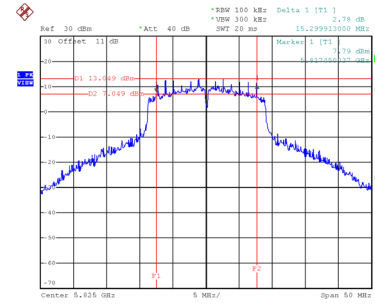
Date: 9.FEB.2021 12:13:14

CH157



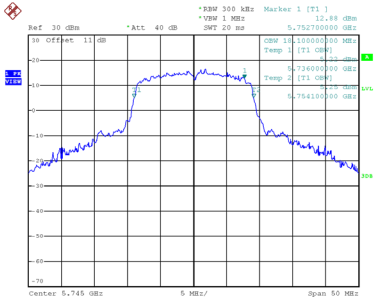
Date: 9.FEB.2021 12:00:23

CH165

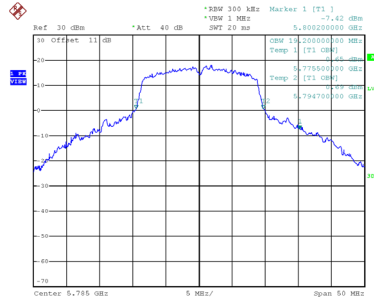


Date: 9.FEB.2021 11:48:08

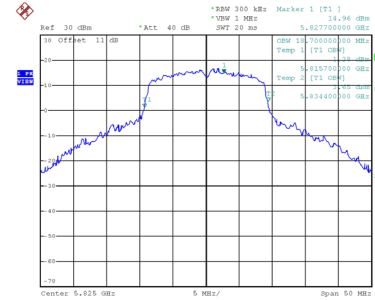
99 % Emission Bandwidth



Date: 9.FEB.2021 12:12:37



Date: 9.FEB.2021 11:59:45

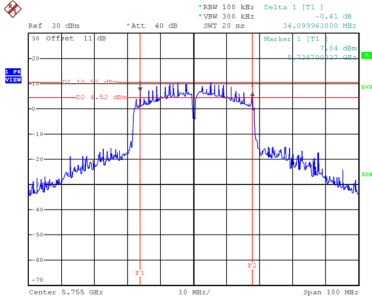


Date: 9.FEB.2021 11:47:31

Test Mode UNII-3_TX AC (VHT40) Mode

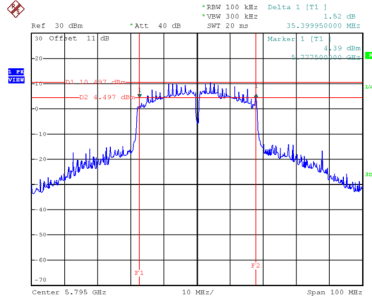
Channel	Frequency (MHz)	6 dB Bandwidth (MHz)	99 % Emission Bandwidth (MHz)	6 dB Bandwidth Min. Limit (kHz)	Result
151	5755	34.10	36.80	500	Complies
159	5795	35.40	36.80	500	Complies

CH151



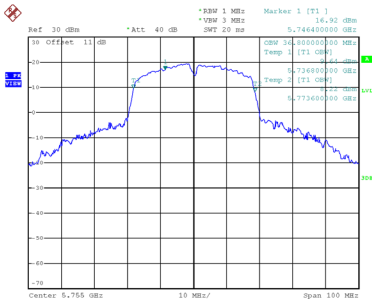
Date: 9_FEB.2021 12:19:07

CH159

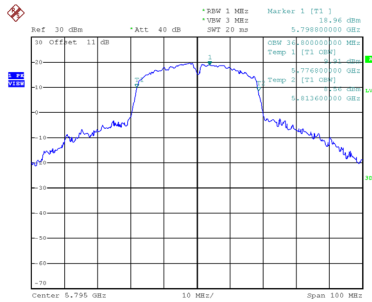


Date: 9_FEB.2021 12:33:53

99 % Emission Bandwidth



Date: 9_FEB.2021 12:18:15



Date: 9_FEB.2021 12:33:05