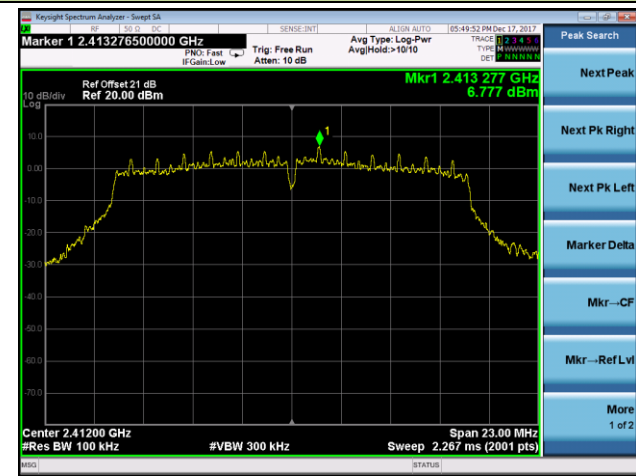


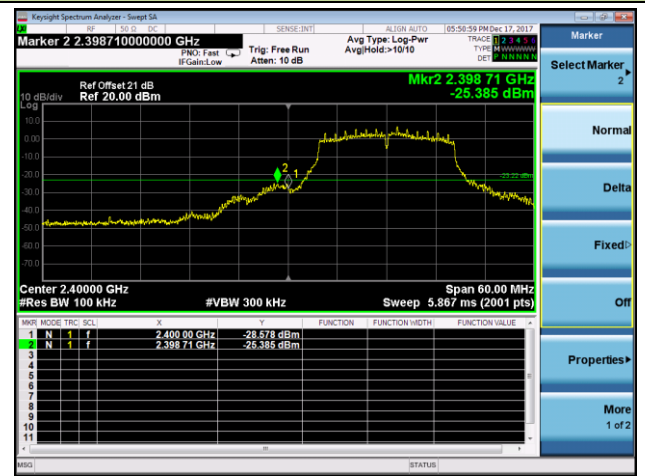
802.11g Out-of-Band Emissions- Ant 0 / Ant 0 + 1

Channel 01 (2412MHz)

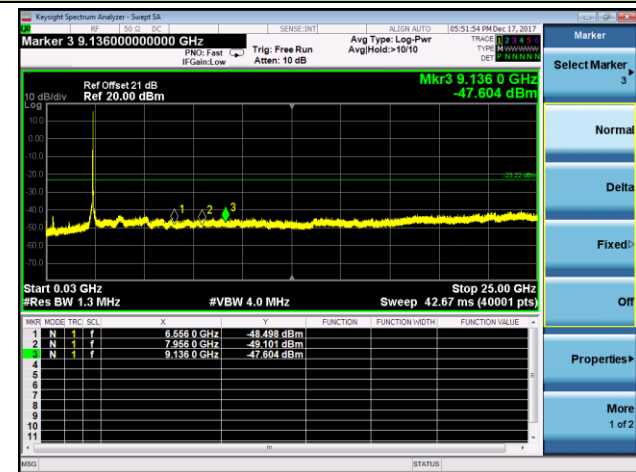
100kHz PSD reference Level



Low Band Edge

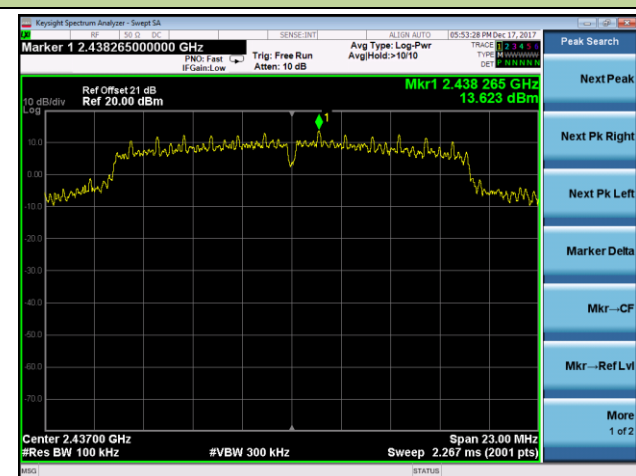


Spurious Emission

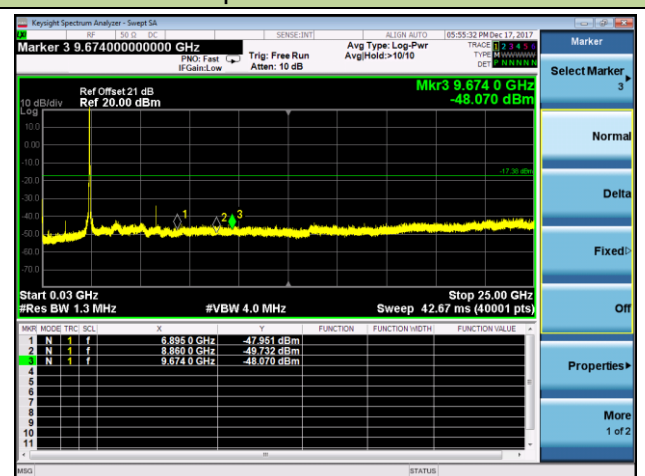


Channel 06 (2437MHz)

100kHz PSD reference Level

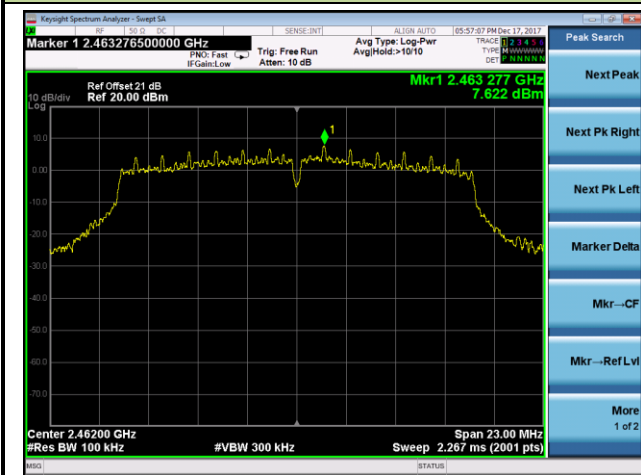


Spurious Emission

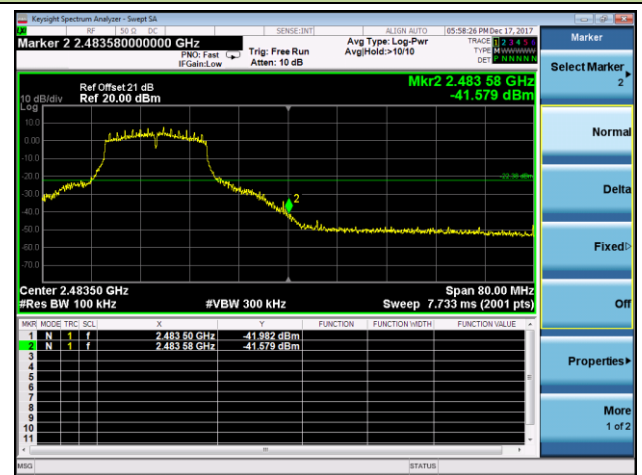


Channel 11 (2462MHz)

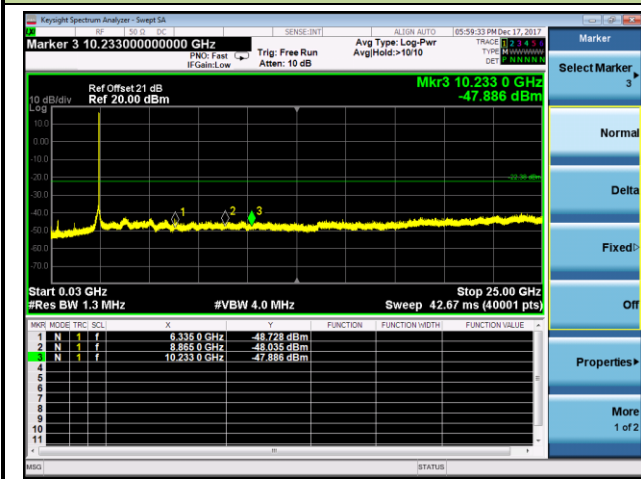
100kHz PSD reference Level



High Band Edge



Spurious Emission



802.11n-HT20 Out-of-Band Emissions- Ant 0 / Ant 0 + 1

Channel 01 (2412MHz)

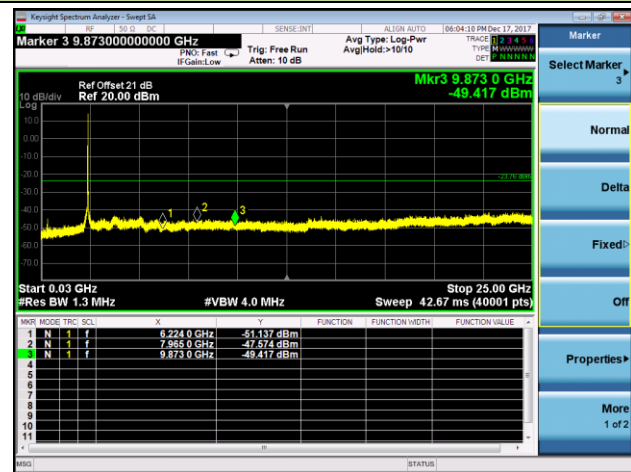
100kHz PSD reference Level



Low Band Edge

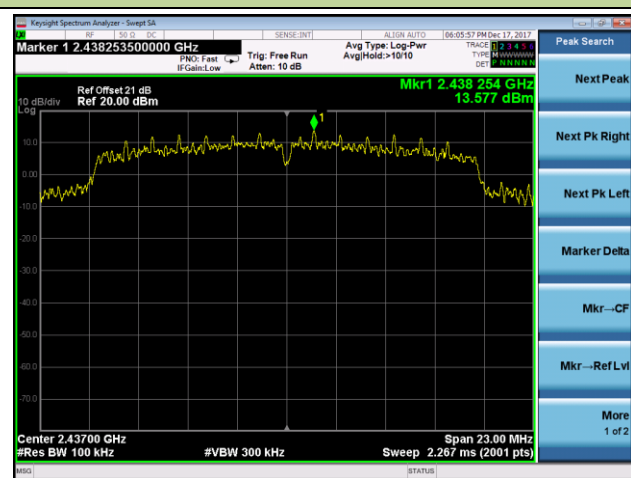


Spurious Emission

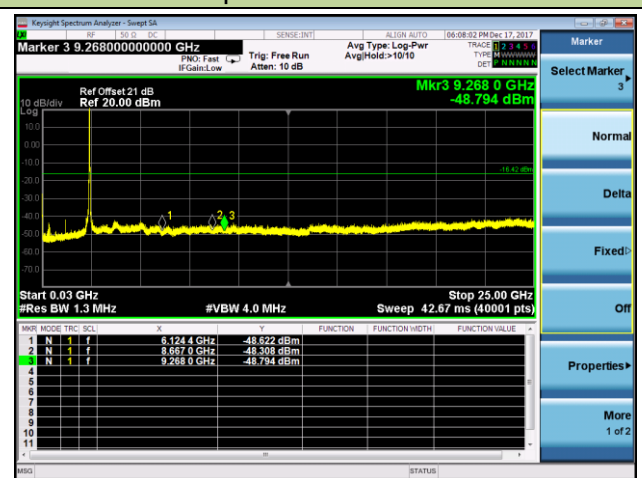


Channel 06 (2437MHz)

100kHz PSD reference Level

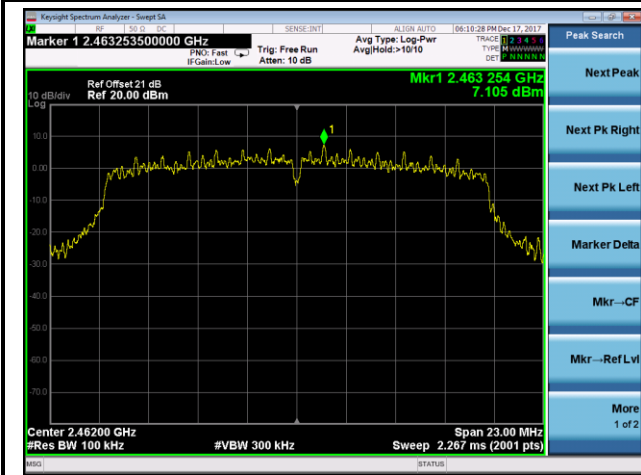


Spurious Emission

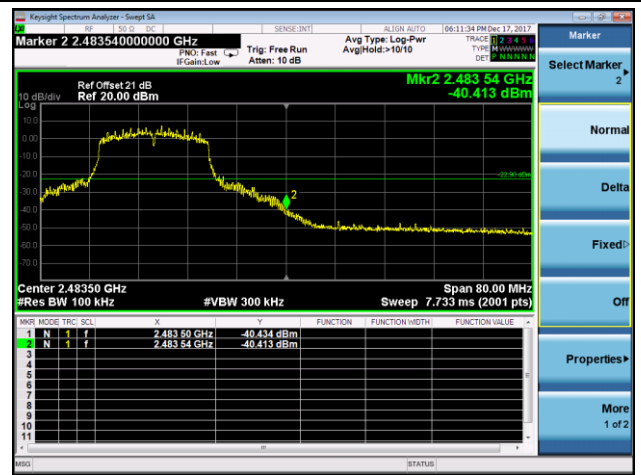


Channel 11 (2462MHz)

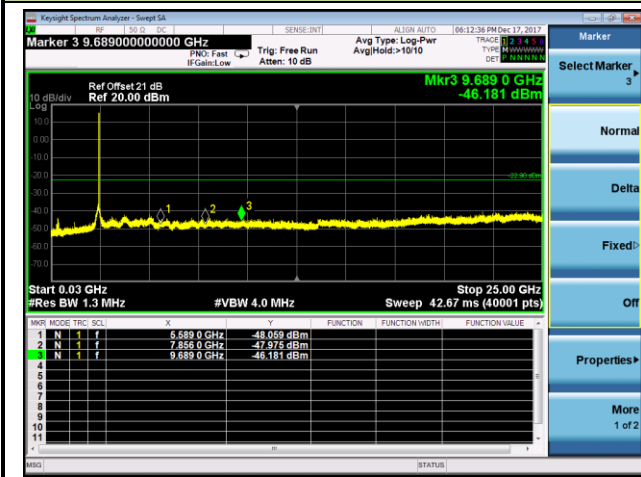
100kHz PSD reference Level



High Band Edge



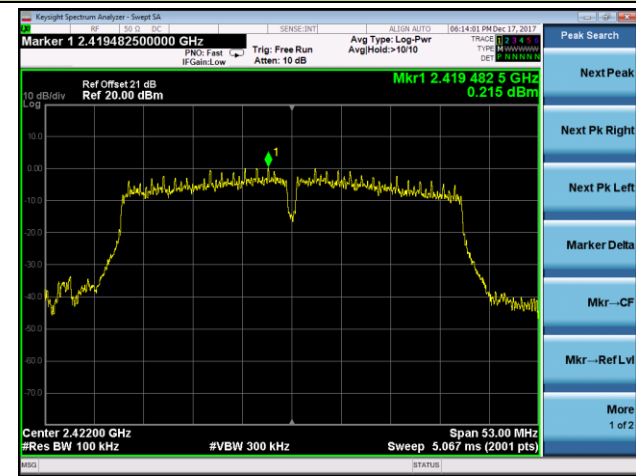
Spurious Emission



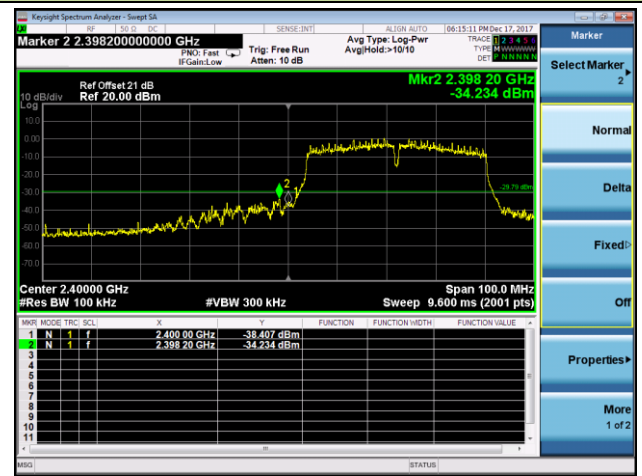
802.11n-HT40 Out-of-Band Emissions- Ant 0 / Ant 0 + 1

Channel 03 (2422MHz)

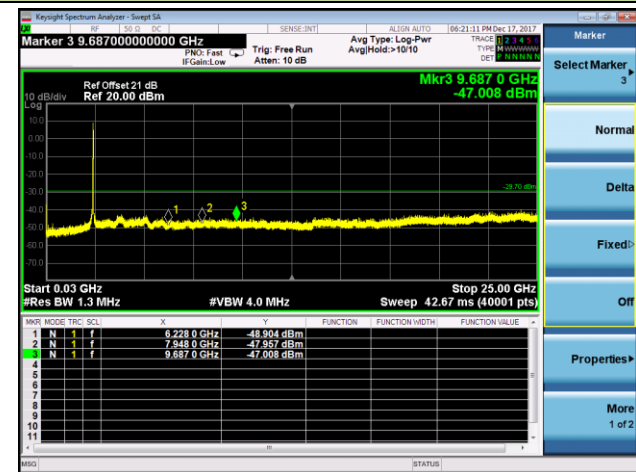
100kHz PSD reference Level



Low Band Edge

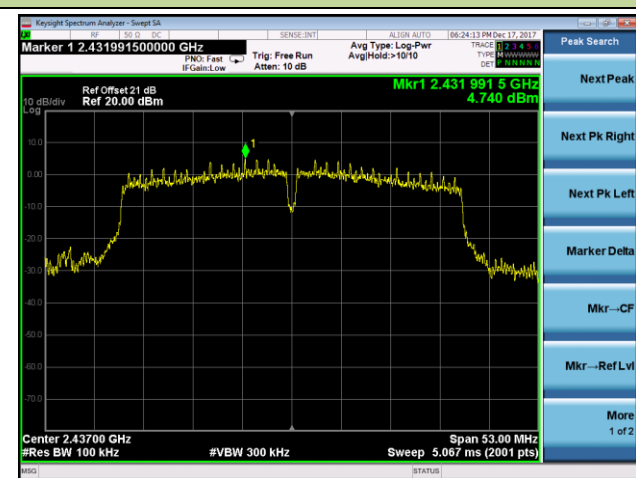


Spurious Emission

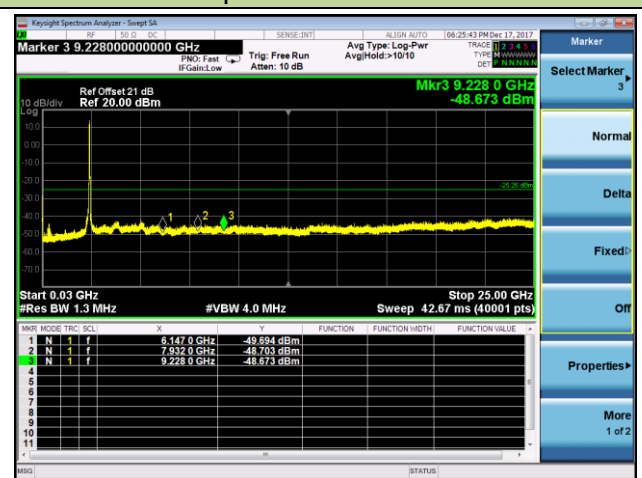


Channel 06 (2437MHz)

100kHz PSD reference Level

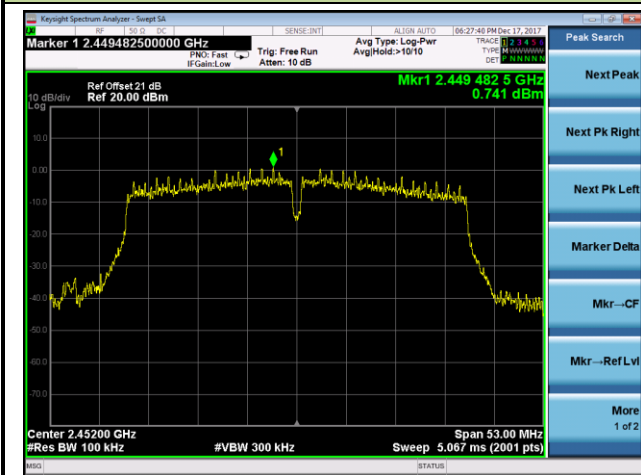


Spurious Emission



Channel 09 (2452MHz)

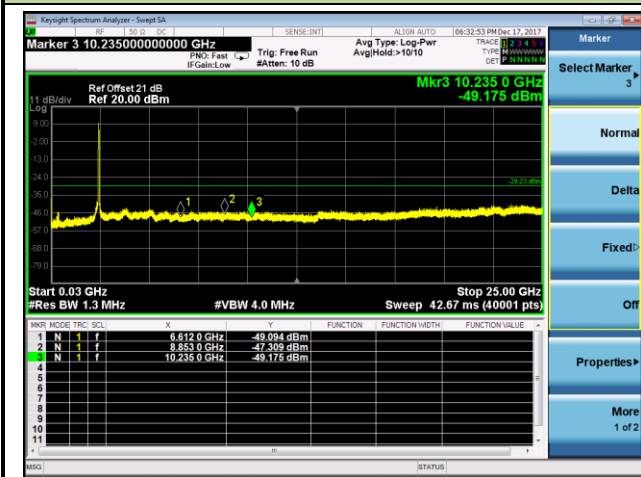
100kHz PSD reference Level



High Band Edge



Spurious Emission



7.6. Radiated Spurious Emission Measurement

7.6.1. Test Limit

All out of band emissions appearing in a restricted band as specified in Section 15.205 of the Title 47 CFR must not exceed the limits shown in Table per Section 15.209.

| FCC Part 15 Subpart C Paragraph 15.209 | | |
|----------------------------------------|-------------------------|-------------------------------|
| Frequency [MHz] | Field Strength [V/m] | Measured Distance [Meters] |
| 0.009 - 0.490 | 2400/F (kHz) | 300 |
| 0.490 - 1.705 | 24000/F (kHz) | 30 |
| 1.705 - 30 | 30 | 30 |
| 30 - 88 | 100 | 3 |
| 88 - 216 | 150 | 3 |
| 216 - 960 | 200 | 3 |
| Above 960 | 500 | 3 |

7.6.2. Test Procedure Used

ANSI C63.10 Section 6.3 (General Requirements)

ANSI C63.10 Section 6.4 (Standard test method below 30MHz)

ANSI C63.10 Section 6.5 (Standard test method above 30MHz to 1GHz)

ANSI C63.10 Section 6.6 (Standard test method above 1GHz)

7.6.3. Test Setting

Peak Field Strength Measurements

1. Analyzer center frequency was set to the frequency of the radiated spurious emission of interest
2. RBW = as specified in Table 1
3. VBW = 3MHz
4. Detector = peak
5. Sweep time = auto couple
6. Trace mode = max hold
7. Trace was allowed to stabilize

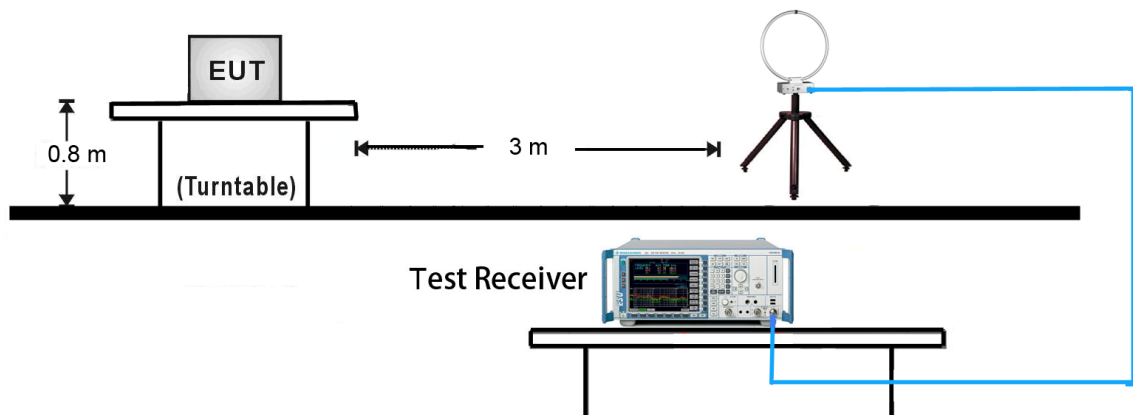
| Table 1 - RBW as a function of frequency | |
|------------------------------------------|---------------|
| Frequency | RBW |
| 9 ~ 150 kHz | 200 ~ 300 Hz |
| 0.15 ~ 30 MHz | 9 ~ 10 kHz |
| 30 ~ 1000 MHz | 100 ~ 120 kHz |
| > 1000 MHz | 1 MHz |

Average Field Strength Measurements

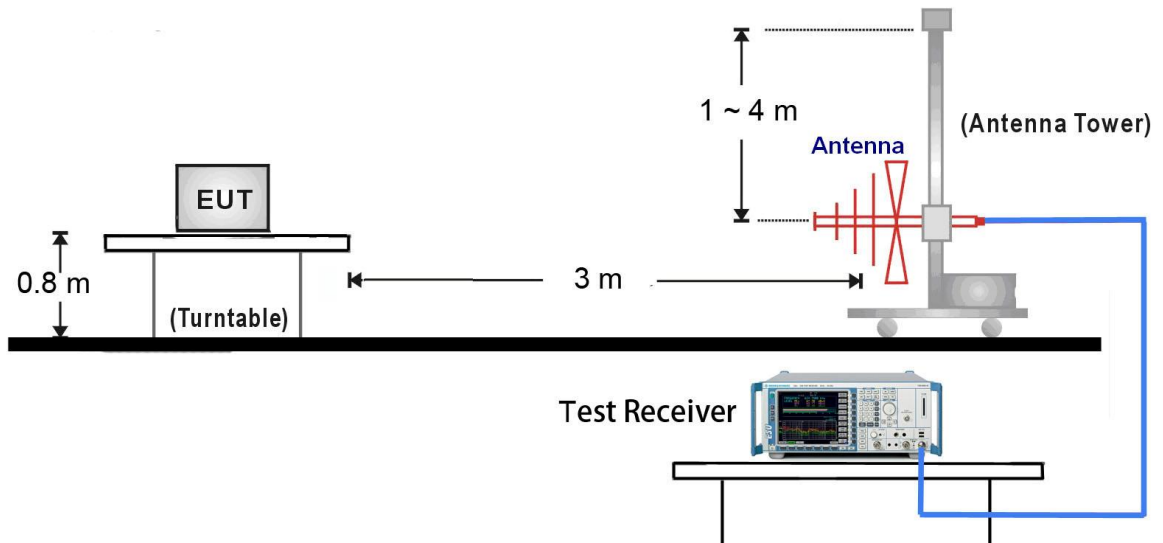
1. Analyzer center frequency was set to the frequency of the radiated spurious emission of interest
2. RBW = 1MHz
3. VBW $\geq 1/T$
4. De As an alternative, the instrument may be set to linear detector mode. Ensure that video filtering is applied in linear voltage domain (rather than in a log or dB domain). Some instruments require linear display mode in order to accomplish this. Others have a setting for Average-VBW Type, which can be set to "Voltage" regardless of the display mode
5. Detector = Peak
6. Sweep time = auto
7. Trace mode = max hold
8. Allow max hold to run for at least 50 times (1/duty cycle) traces

7.6.4. Test Setup

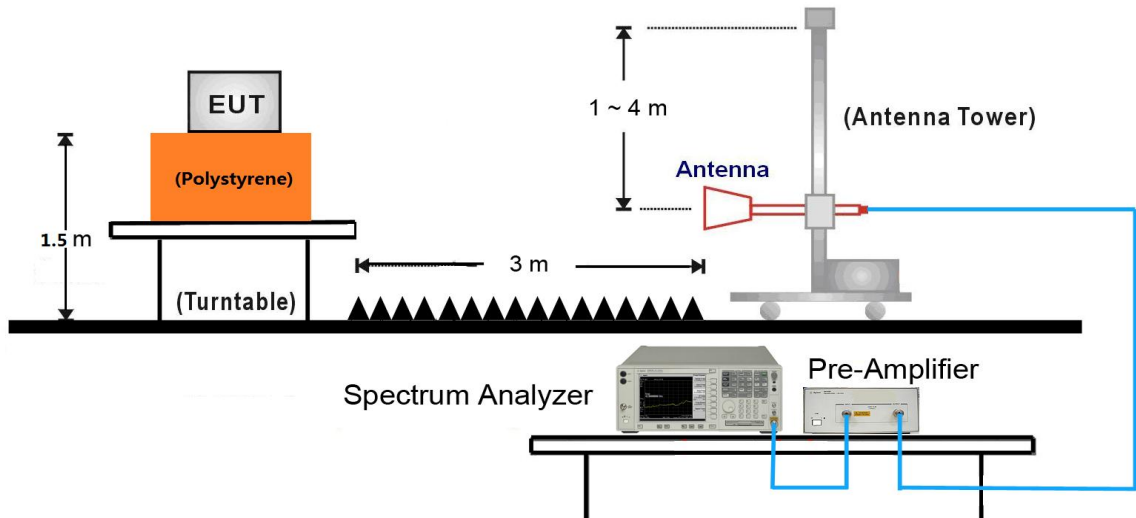
9kHz ~ 30MHz Test Setup:



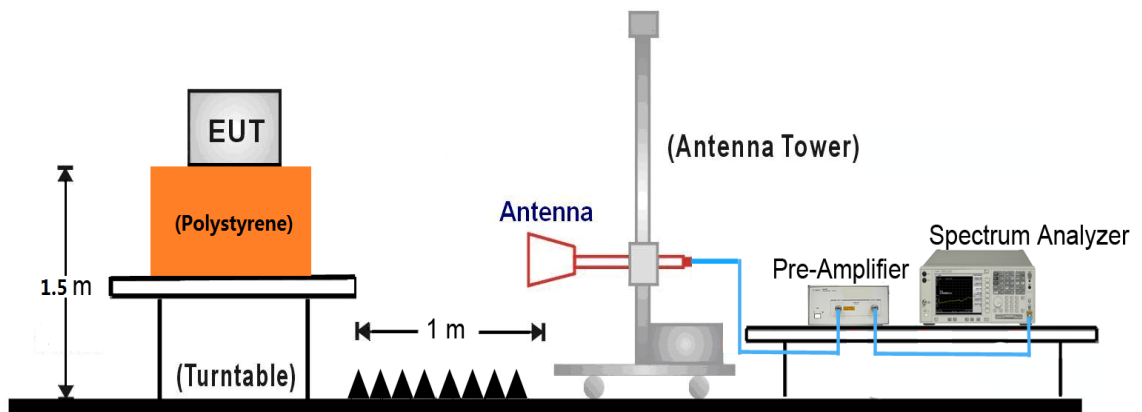
30MHz ~ 1GHz Test Setup:



1GHz ~ 18GHz Test Setup:



18GHz ~25GHz Test Setup:



7.6.5. Test Result

| | | | |
|---------------|-----------------------------------------------------------------------------------------------------------------------------------------------------------------------------------|-------------------|------------|
| Product | G-140W-C | Temperature | 26°C |
| Test Engineer | Snake Ni | Relative Humidity | 56% |
| Test Site | AC2 | Test Date | 2017/12/22 |
| Test Mode: | 802.11b | Test Channel: | 01 |
| Remark: | 1. Average measurement was not performed if peak level lower than average limit. 2. Other frequency was 20dB below limit line within 1-18GHz, there is not show in the report. | | |

| Mark | Frequency (MHz) | Reading Level (dBμV) | Factor (dB) | Measure Level (dBμV/m) | Limit (dBμV/m) | Margin (dB) | Detector | Polarization |
|------|-----------------|----------------------|-------------|------------------------|----------------|-------------|----------|--------------|
| | 4825.0 | 46.4 | 5.6 | 52.0 | 74.0 | -22.0 | Peak | Horizontal |
| * | 7239.0 | 40.1 | 13.9 | 54.0 | 87.2 | -33.2 | Peak | Horizontal |
| | 8148.5 | 32.2 | 14.5 | 46.7 | 74.0 | -27.3 | Peak | Horizontal |
| * | 9729.5 | 32.3 | 16.5 | 48.8 | 87.2 | -38.4 | Peak | Horizontal |
| | 4825.0 | 48.2 | 5.6 | 53.7 | 74.0 | -20.3 | Peak | Vertical |
| | 4825.0 | 47.2 | 5.6 | 52.8 | 54.0 | -1.2 | Average | Vertical |
| * | 7239.0 | 44.8 | 13.9 | 58.7 | 87.2 | -28.5 | Peak | Vertical |
| | 8131.5 | 31.5 | 14.5 | 46.0 | 74.0 | -28.0 | Peak | Vertical |
| * | 9636.0 | 32.2 | 16.2 | 48.4 | 87.2 | -38.8 | Peak | Vertical |

Note 1: "*" is not in restricted band, its limit is 30dBc of the fundamental emission level (117.2dBμV/m) or 15.209 which is higher.

Note 2: Measure Level (dBμV/m) = Reading Level (dBμV) + Factor (dB)

Factor (dB) = Cable Loss (dB) + Antenna Factor (dB/m) - Pre_Amplifier Gain (dB)

| | | | |
|---------------|-----------------------------------------------------------------------------------------------------------------------------------------------------------------------------------|-------------------|------------|
| Product | G-140W-C | Temperature | 26°C |
| Test Engineer | Snake Ni | Relative Humidity | 56% |
| Test Site | AC2 | Test Date | 2017/12/22 |
| Test Mode: | 802.11b | Test Channel: | 06 |
| Remark: | 1. Average measurement was not performed if peak level lower than average limit. 2. Other frequency was 20dB below limit line within 1-18GHz, there is not show in the report. | | |

| Mark | Frequency (MHz) | Reading Level (dBμV) | Factor (dB) | Measure Level (dBμV/m) | Limit (dBμV/m) | Margin (dB) | Detector | Polarization |
|------|-----------------|----------------------|-------------|------------------------|----------------|-------------|----------|--------------|
| | 4876.0 | 42.9 | 5.6 | 48.5 | 74.0 | -25.5 | Peak | Horizontal |
| * | 6423.0 | 34.1 | 9.7 | 43.8 | 84.0 | -40.2 | Peak | Horizontal |
| | 7307.0 | 37.8 | 13.7 | 51.5 | 74.0 | -22.5 | Peak | Horizontal |
| * | 10035.5 | 31.5 | 17.7 | 49.2 | 84.0 | -34.8 | Peak | Horizontal |
| | 4876.0 | 46.5 | 5.6 | 52.1 | 74.0 | -21.9 | Peak | Vertical |
| * | 6295.5 | 35.3 | 8.9 | 44.2 | 84.0 | -39.8 | Peak | Vertical |
| | 7315.5 | 43.6 | 13.7 | 57.3 | 74.0 | -16.7 | Peak | Vertical |
| | 7315.5 | 38.8 | 13.7 | 52.5 | 54.0 | -1.5 | Average | Vertical |
| * | 9695.5 | 32.0 | 16.3 | 48.3 | 84.0 | -35.7 | Peak | Vertical |

Note 1: "*" is not in restricted band, its limit is 30dBc of the fundamental emission level (114.0dBμV/m) or 15.209 which is higher.

Note 2: Measure Level (dBμV/m) = Reading Level (dBμV) + Factor (dB)

Factor (dB) = Cable Loss (dB) + Antenna Factor (dB/m) - Pre_Amplifier Gain (dB)

| | | | |
|---------------|-----------------------------------------------------------------------------------------------------------------------------------------------------------------------------------|-------------------|------------|
| Product | G-140W-C | Temperature | 26°C |
| Test Engineer | Snake Ni | Relative Humidity | 56% |
| Test Site | AC2 | Test Date | 2017/12/22 |
| Test Mode: | 802.11b | Test Channel: | 11 |
| Remark: | 1. Average measurement was not performed if peak level lower than average limit. 2. Other frequency was 20dB below limit line within 1-18GHz, there is not show in the report. | | |

| Mark | Frequency (MHz) | Reading Level (dBµV) | Factor (dB) | Measure Level (dBµV/m) | Limit (dBµV/m) | Margin (dB) | Detector | Polarization |
|------|-----------------|----------------------|-------------|------------------------|----------------|-------------|----------|--------------|
| | 4927.0 | 45.5 | 5.7 | 51.2 | 74.0 | -22.8 | Peak | Horizontal |
| * | 6355.0 | 34.5 | 9.3 | 43.8 | 83.8 | -40.0 | Peak | Horizontal |
| | 7386.0 | 37.6 | 13.9 | 51.4 | 74.0 | -22.6 | Peak | Horizontal |
| * | 9721.0 | 31.9 | 16.4 | 48.3 | 83.8 | -35.5 | Peak | Horizontal |
| | 4927.0 | 47.2 | 5.7 | 52.9 | 74.0 | -21.1 | Peak | Vertical |
| * | 6355.0 | 34.5 | 9.3 | 43.8 | 83.8 | -40.0 | Peak | Vertical |
| | 7383.5 | 43.1 | 13.9 | 57.0 | 74.0 | -17.0 | Peak | Vertical |
| | 7383.5 | 38.4 | 13.9 | 52.3 | 54.0 | -1.7 | Average | Vertical |
| * | 10035.5 | 31.5 | 17.7 | 49.2 | 83.8 | -34.6 | Peak | Vertical |

Note 1: "*" is not in restricted band, its limit is 30dBc of the fundamental emission level (113.8dBµV/m) or 15.209 which is higher.

Note 2: Measure Level (dBµV/m) = Reading Level (dBµV) + Factor (dB)

Factor (dB) = Cable Loss (dB) + Antenna Factor (dB/m) - Pre_Amplifier Gain (dB)

| | | | |
|---------------|-----------------------------------------------------------------------------------------------------------------------------------------------------------------------------------|-------------------|------------|
| Product | G-140W-C | Temperature | 26°C |
| Test Engineer | Snake Ni | Relative Humidity | 56% |
| Test Site | AC2 | Test Date | 2017/12/22 |
| Test Mode: | 802.11g | Test Channel: | 01 |
| Remark: | 1. Average measurement was not performed if peak level lower than average limit. 2. Other frequency was 20dB below limit line within 1-18GHz, there is not show in the report. | | |

| Mark | Frequency (MHz) | Reading Level (dBμV) | Factor (dB) | Measure Level (dBμV/m) | Limit (dBμV/m) | Margin (dB) | Detector | Polarization |
|------|-----------------|----------------------|-------------|------------------------|----------------|-------------|----------|--------------|
| | 4825.0 | 47.4 | 5.6 | 53.0 | 74.0 | -21.0 | Peak | Horizontal |
| * | 7236.0 | 35.7 | 13.9 | 49.6 | 82.4 | -32.8 | Peak | Horizontal |
| | 8344.0 | 32.1 | 13.9 | 46.0 | 74.0 | -28.0 | Peak | Horizontal |
| * | 10120.5 | 33.1 | 18.0 | 51.0 | 82.4 | -31.4 | Peak | Horizontal |
| | 4825.0 | 44.5 | 5.6 | 50.1 | 54.0 | -3.9 | Average | Vertical |
| | 4825.0 | 52.1 | 5.6 | 57.7 | 74.0 | -16.3 | Peak | Vertical |
| * | 7236.0 | 41.3 | 13.9 | 55.2 | 82.4 | -27.2 | Peak | Vertical |
| | 8480.0 | 33.1 | 14.1 | 47.1 | 74.0 | -26.9 | Peak | Vertical |
| * | 10120.5 | 33.1 | 18.0 | 51.0 | 82.4 | -31.4 | Peak | Vertical |

Note 1: "*" is not in restricted band, its limit is 30dBc of the fundamental emission level (112.4dBμV/m) or 15.209 which is higher.

Note 2: Measure Level (dBμV/m) = Reading Level (dBμV) + Factor (dB)

Factor (dB) = Cable Loss (dB) + Antenna Factor (dB/m) - Pre_Amplifier Gain (dB)

| | | | |
|---------------|-----------------------------------------------------------------------------------------------------------------------------------------------------------------------------------|-------------------|------------|
| Product | G-140W-C | Temperature | 26°C |
| Test Engineer | Snake Ni | Relative Humidity | 56% |
| Test Site | AC2 | Test Date | 2017/12/22 |
| Test Mode: | 802.11g | Test Channel: | 06 |
| Remark: | 1. Average measurement was not performed if peak level lower than average limit. 2. Other frequency was 20dB below limit line within 1-18GHz, there is not show in the report. | | |

| Mark | Frequency (MHz) | Reading Level (dBμV) | Factor (dB) | Measure Level (dBμV/m) | Limit (dBμV/m) | Margin (dB) | Detector | Polarization |
|------|-----------------|----------------------|-------------|------------------------|----------------|-------------|----------|--------------|
| | 4873.5 | 41.2 | 5.6 | 46.8 | 54.0 | -7.2 | Average | Horizontal |
| | 4873.5 | 52.9 | 5.6 | 58.5 | 74.0 | -15.5 | Peak | Horizontal |
| * | 6100.0 | 34.1 | 8.3 | 42.4 | 83.9 | -41.5 | Peak | Horizontal |
| | 7315.5 | 30.3 | 13.7 | 44.0 | 54.0 | -10.0 | Average | Horizontal |
| | 7315.5 | 42.1 | 13.7 | 55.8 | 74.0 | -18.2 | Peak | Horizontal |
| * | 10163.0 | 31.4 | 17.8 | 49.2 | 83.9 | -34.7 | Peak | Horizontal |
| | 4876.0 | 47.1 | 5.6 | 52.7 | 54.0 | -1.3 | Average | Vertical |
| | 4876.0 | 57.5 | 5.6 | 63.1 | 74.0 | -10.9 | Peak | Vertical |
| * | 6100.0 | 34.0 | 8.3 | 42.2 | 83.9 | -41.7 | Peak | Vertical |
| | 7307.0 | 36.9 | 13.7 | 50.6 | 54.0 | -3.4 | Average | Vertical |
| | 7307.0 | 48.4 | 13.7 | 62.1 | 74.0 | -11.9 | Peak | Vertical |
| * | 10027.0 | 31.0 | 17.7 | 48.8 | 83.9 | -35.1 | Peak | Vertical |

Note 1: "*" is not in restricted band, its limit is 30dBc of the fundamental emission level (113.9dBμV/m) or 15.209 which is higher.

Note 2: Measure Level (dBμV/m) = Reading Level (dBμV) + Factor (dB)

Factor (dB) = Cable Loss (dB) + Antenna Factor (dB/m) - Pre_Amplifier Gain (dB)

| | | | |
|---------------|-----------------------------------------------------------------------------------------------------------------------------------------------------------------------------------|-------------------|------------|
| Product | G-140W-C | Temperature | 26°C |
| Test Engineer | Snake Ni | Relative Humidity | 56% |
| Test Site | AC2 | Test Date | 2017/12/22 |
| Test Mode: | 802.11g | Test Channel: | 11 |
| Remark: | 1. Average measurement was not performed if peak level lower than average limit. 2. Other frequency was 20dB below limit line within 1-18GHz, there is not show in the report. | | |

| Mark | Frequency (MHz) | Reading Level (dBμV) | Factor (dB) | Measure Level (dBμV/m) | Limit (dBμV/m) | Margin (dB) | Detector | Polarization |
|------|-----------------|----------------------|-------------|------------------------|----------------|-------------|----------|--------------|
| | 4935.5 | 40.8 | 5.7 | 46.4 | 54.0 | -7.6 | Average | Horizontal |
| | 4935.5 | 50.8 | 5.7 | 56.5 | 74.0 | -17.5 | Peak | Horizontal |
| * | 6270.0 | 33.6 | 9.0 | 42.5 | 82.4 | -39.9 | Peak | Horizontal |
| | 7383.5 | 40.7 | 13.9 | 54.6 | 74.0 | -19.4 | Peak | Horizontal |
| | 7383.5 | 29.2 | 13.9 | 43.1 | 54.0 | -10.9 | Average | Horizontal |
| * | 9814.5 | 31.5 | 17.0 | 48.5 | 82.4 | -33.9 | Peak | Horizontal |
| | 4924.0 | 45.5 | 5.7 | 51.1 | 54.0 | -2.9 | Average | Vertical |
| | 4924.0 | 55.7 | 5.7 | 61.3 | 74.0 | -12.7 | Peak | Vertical |
| * | 6108.5 | 34.8 | 8.3 | 43.1 | 82.4 | -39.3 | Peak | Vertical |
| | 7383.5 | 35.3 | 13.9 | 49.2 | 54.0 | -4.8 | Average | Vertical |
| | 7383.5 | 47.3 | 13.9 | 61.1 | 74.0 | -12.9 | Peak | Vertical |
| * | 9831.5 | 31.4 | 17.2 | 48.6 | 82.4 | -33.8 | Peak | Vertical |

Note 1: "*" is not in restricted band, its limit is 30dBc of the fundamental emission level (112.4dBμV/m) or 15.209 which is higher.

Note 2: Measure Level (dBμV/m) = Reading Level (dBμV) + Factor (dB)

Factor (dB) = Cable Loss (dB) + Antenna Factor (dB/m) - Pre_Amplifier Gain (dB)

| | | | |
|---------------|-----------------------------------------------------------------------------------------------------------------------------------------------------------------------------------|-------------------|------------|
| Product | G-140W-C | Temperature | 26°C |
| Test Engineer | Snake Ni | Relative Humidity | 56% |
| Test Site | AC2 | Test Date | 2017/12/22 |
| Test Mode: | 802.11n-HT20 | Test Channel: | 01 |
| Remark: | 1. Average measurement was not performed if peak level lower than average limit. 2. Other frequency was 20dB below limit line within 1-18GHz, there is not show in the report. | | |

| Mark | Frequency (MHz) | Reading Level (dBμV) | Factor (dB) | Measure Level (dBμV/m) | Limit (dBμV/m) | Margin (dB) | Detector | Polarization |
|------|-----------------|----------------------|-------------|------------------------|----------------|-------------|----------|--------------|
| | 4825.0 | 46.9 | 5.6 | 52.4 | 74.0 | -21.6 | Peak | Horizontal |
| * | 7230.5 | 36.6 | 13.9 | 50.5 | 80.0 | -29.5 | Peak | Horizontal |
| | 8165.5 | 31.4 | 14.4 | 45.9 | 74.0 | -28.1 | Peak | Horizontal |
| * | 10010.0 | 32.1 | 17.7 | 49.8 | 80.0 | -30.2 | Peak | Horizontal |
| | 4825.0 | 50.9 | 5.6 | 56.4 | 74.0 | -17.6 | Peak | Vertical |
| | 4825.0 | 39.0 | 5.6 | 44.5 | 54.0 | -9.5 | Average | Vertical |
| * | 7239.0 | 39.6 | 13.9 | 53.5 | 80.0 | -26.5 | Peak | Vertical |
| | 8412.0 | 32.4 | 13.9 | 46.2 | 74.0 | -27.8 | Peak | Vertical |
| * | 10010.0 | 32.1 | 17.7 | 49.8 | 80.0 | -30.2 | Peak | Vertical |

Note 1: "*" is not in restricted band, its limit is 30dBc of the fundamental emission level (110.0dBμV/m) or 15.209 which is higher.

Note 2: Measure Level (dBμV/m) = Reading Level (dBμV) + Factor (dB)

Factor (dB) = Cable Loss (dB) + Antenna Factor (dB/m) - Pre_Amplifier Gain (dB)

| | | | |
|---------------|-----------------------------------------------------------------------------------------------------------------------------------------------------------------------------------|-------------------|------------|
| Product | G-140W-C | Temperature | 26°C |
| Test Engineer | Snake Ni | Relative Humidity | 56% |
| Test Site | AC2 | Test Date | 2017/12/22 |
| Test Mode: | 802.11n-HT20 | Test Channel: | 06 |
| Remark: | 1. Average measurement was not performed if peak level lower than average limit. 2. Other frequency was 20dB below limit line within 1-18GHz, there is not show in the report. | | |

| Mark | Frequency (MHz) | Reading Level (dBμV) | Factor (dB) | Measure Level (dBμV/m) | Limit (dBμV/m) | Margin (dB) | Detector | Polarization |
|------|-----------------|----------------------|-------------|------------------------|----------------|-------------|----------|--------------|
| | 4884.5 | 41.9 | 5.6 | 47.5 | 54.0 | -6.5 | Average | Horizontal |
| | 4884.5 | 53.7 | 5.6 | 59.3 | 74.0 | -14.7 | Peak | Horizontal |
| * | 6329.5 | 34.3 | 9.1 | 43.4 | 84.0 | -40.6 | Peak | Horizontal |
| | 7307.0 | 43.1 | 13.7 | 56.8 | 74.0 | -17.2 | Peak | Horizontal |
| | 7307.0 | 31.5 | 13.7 | 45.2 | 54.0 | -8.8 | Average | Horizontal |
| * | 9789.0 | 32.1 | 16.9 | 48.9 | 84.0 | -35.1 | Peak | Horizontal |
| | 4876.0 | 47.5 | 5.6 | 53.1 | 54.0 | -0.9 | Average | Vertical |
| | 4876.0 | 59.9 | 5.6 | 65.5 | 74.0 | -8.5 | Peak | Vertical |
| * | 6159.5 | 33.8 | 8.7 | 42.5 | 84.0 | -41.5 | Peak | Vertical |
| | 7315.5 | 38.8 | 13.7 | 52.5 | 54.0 | -1.5 | Average | Vertical |
| | 7315.5 | 48.5 | 13.7 | 62.3 | 74.0 | -11.7 | Peak | Vertical |
| * | 9789.0 | 32.1 | 16.9 | 48.9 | 84.0 | -35.1 | Peak | Vertical |

Note 1: "*" is not in restricted band, its limit is 30dBc of the fundamental emission level (114.0dBμV/m) or 15.209 which is higher.

Note 2: Measure Level (dBμV/m) = Reading Level (dBμV) + Factor (dB)

Factor (dB) = Cable Loss (dB) + Antenna Factor (dB/m) - Pre_Amplifier Gain (dB)

| | | | |
|---------------|-----------------------------------------------------------------------------------------------------------------------------------------------------------------------------------|-------------------|------------|
| Product | G-140W-C | Temperature | 26°C |
| Test Engineer | Snake Ni | Relative Humidity | 56% |
| Test Site | AC2 | Test Date | 2017/12/22 |
| Test Mode: | 802.11n-HT20 | Test Channel: | 11 |
| Remark: | 1. Average measurement was not performed if peak level lower than average limit. 2. Other frequency was 20dB below limit line within 1-18GHz, there is not show in the report. | | |

| Mark | Frequency (MHz) | Reading Level (dBμV) | Factor (dB) | Measure Level (dBμV/m) | Limit (dBμV/m) | Margin (dB) | Detector | Polarization |
|------|-----------------|----------------------|-------------|------------------------|----------------|-------------|----------|--------------|
| | 4927.0 | 38.3 | 5.7 | 44.0 | 54.0 | -10.0 | Average | Horizontal |
| | 4927.0 | 49.4 | 5.7 | 55.0 | 74.0 | -19.0 | Peak | Horizontal |
| * | 5964.0 | 34.7 | 8.1 | 42.8 | 80.5 | -37.7 | Peak | Horizontal |
| | 7392.0 | 38.9 | 13.8 | 52.7 | 74.0 | -21.3 | Peak | Horizontal |
| * | 9780.5 | 32.1 | 16.9 | 49.0 | 80.5 | -31.5 | Peak | Horizontal |
| | 4927.0 | 43.0 | 5.7 | 48.7 | 54.0 | -5.3 | Average | Vertical |
| | 4927.0 | 55.5 | 5.7 | 61.2 | 74.0 | -12.8 | Peak | Vertical |
| * | 6329.5 | 34.3 | 9.1 | 43.4 | 80.5 | -37.1 | Peak | Vertical |
| | 7386.0 | 45.8 | 13.9 | 59.7 | 74.0 | -14.3 | Peak | Vertical |
| | 7386.0 | 33.1 | 13.9 | 46.9 | 54.0 | -7.1 | Average | Vertical |
| * | 9780.5 | 32.1 | 16.9 | 49.0 | 80.5 | -31.5 | Peak | Vertical |

Note 1: "*" is not in restricted band, its limit is 30dBc of the fundamental emission level (110.5dBμV/m) or 15.209 which is higher.

Note 2: Measure Level (dBμV/m) = Reading Level (dBμV) + Factor (dB)

Factor (dB) = Cable Loss (dB) + Antenna Factor (dB/m) - Pre_Amplifier Gain (dB)

| | | | |
|---------------|-----------------------------------------------------------------------------------------------------------------------------------------------------------------------------------|-------------------|------------|
| Product | G-140W-C | Temperature | 26°C |
| Test Engineer | Snake Ni | Relative Humidity | 56% |
| Test Site | AC2 | Test Date | 2017/12/22 |
| Test Mode: | 802.11n-HT40 | Test Channel: | 03 |
| Remark: | 1. Average measurement was not performed if peak level lower than average limit. 2. Other frequency was 20dB below limit line within 1-18GHz, there is not show in the report. | | |

| Mark | Frequency (MHz) | Reading Level (dBμV) | Factor (dB) | Measure Level (dBμV/m) | Limit (dBμV/m) | Margin (dB) | Detector | Polarization |
|------|-----------------|----------------------|-------------|------------------------|----------------|-------------|----------|--------------|
| | 4844.0 | 39.6 | 5.6 | 45.2 | 74.0 | -28.8 | Peak | Horizontal |
| | 6253.0 | 34.1 | 9.0 | 43.1 | 74.0 | -30.9 | Peak | Horizontal |
| * | 8242.0 | 31.2 | 14.2 | 45.4 | 74.0 | -28.6 | Peak | Horizontal |
| * | 10061.0 | 30.7 | 17.5 | 48.2 | 74.0 | -25.8 | Peak | Horizontal |
| | 4850.5 | 43.0 | 5.6 | 48.6 | 74.0 | -25.4 | Peak | Vertical |
| | 5964.0 | 34.7 | 8.1 | 42.8 | 74.0 | -31.2 | Peak | Vertical |
| * | 7281.5 | 33.8 | 13.9 | 47.7 | 74.0 | -26.3 | Peak | Vertical |
| * | 10061.0 | 30.7 | 17.5 | 48.2 | 74.0 | -25.8 | Peak | Vertical |

Note 1: "*" is not in restricted band, its limit is 30dBc of the fundamental emission level (103.5dBμV/m) or 15.209 which is higher.

Note 2: Measure Level (dBμV/m) = Reading Level (dBμV) + Factor (dB)

Factor (dB) = Cable Loss (dB) + Antenna Factor (dB/m) - Pre_Amplifier Gain (dB)

| | | | |
|---------------|-----------------------------------------------------------------------------------------------------------------------------------------------------------------------------------|-------------------|------------|
| Product | G-140W-C | Temperature | 26°C |
| Test Engineer | Snake Ni | Relative Humidity | 56% |
| Test Site | AC2 | Test Date | 2017/12/22 |
| Test Mode: | 802.11n-HT40 | Test Channel: | 06 |
| Remark: | 1. Average measurement was not performed if peak level lower than average limit. 2. Other frequency was 20dB below limit line within 1-18GHz, there is not show in the report. | | |

| Mark | Frequency (MHz) | Reading Level (dB μ V) | Factor (dB) | Measure Level (dB μ V/m) | Limit (dB μ V/m) | Margin (dB) | Detector | Polarization |
|------|-----------------|----------------------------|-------------|------------------------------|----------------------|-------------|----------|--------------|
| | 4876.0 | 35.9 | 5.6 | 41.5 | 54.0 | -12.5 | Average | Horizontal |
| | 4876.0 | 48.2 | 5.6 | 53.8 | 74.0 | -20.2 | Peak | Horizontal |
| * | 6032.0 | 34.8 | 8.2 | 43.0 | 79.8 | -36.8 | Peak | Horizontal |
| | 7311.0 | 35.8 | 13.7 | 49.5 | 74.0 | -24.5 | Peak | Horizontal |
| * | 10086.5 | 31.9 | 17.7 | 49.6 | 79.8 | -30.2 | Peak | Horizontal |
| | 4876.0 | 41.0 | 5.6 | 46.6 | 54.0 | -7.4 | Average | Vertical |
| | 4876.0 | 53.0 | 5.6 | 58.6 | 74.0 | -15.4 | Peak | Vertical |
| * | 5981.0 | 36.4 | 8.1 | 44.5 | 79.8 | -35.3 | Peak | Vertical |
| | 7298.5 | 41.8 | 13.8 | 55.6 | 74.0 | -18.4 | Peak | Vertical |
| | 7298.5 | 32.0 | 13.8 | 45.8 | 54.0 | -8.2 | Average | Vertical |
| * | 10086.5 | 31.9 | 17.7 | 49.6 | 79.8 | -30.2 | Peak | Vertical |

Note 1: "*" is not in restricted band, its limit is 30dBc of the fundamental emission level (109.8dB μ V/m) or 15.209 which is higher.

Note 2: Measure Level (dB μ V/m) = Reading Level (dB μ V) + Factor (dB)

Factor (dB) = Cable Loss (dB) + Antenna Factor (dB/m) - Pre_Amplifier Gain (dB)

| | | | |
|---------------|-----------------------------------------------------------------------------------------------------------------------------------------------------------------------------------|-------------------|------------|
| Product | G-140W-C | Temperature | 26°C |
| Test Engineer | Snake Ni | Relative Humidity | 56% |
| Test Site | AC2 | Test Date | 2017/12/22 |
| Test Mode: | 802.11n-HT40 | Test Channel: | 09 |
| Remark: | 1. Average measurement was not performed if peak level lower than average limit. 2. Other frequency was 20dB below limit line within 1-18GHz, there is not show in the report. | | |

| Mark | Frequency (MHz) | Reading Level (dBμV) | Factor (dB) | Measure Level (dBμV/m) | Limit (dBμV/m) | Margin (dB) | Detector | Polarization |
|------|-----------------|----------------------|-------------|------------------------|----------------|-------------|----------|--------------|
| | 4904.0 | 42.8 | 5.6 | 48.4 | 74.0 | -25.6 | Peak | Horizontal |
| | 6159.5 | 33.5 | 8.7 | 42.2 | 76.0 | -33.8 | Peak | Horizontal |
| * | 8259.0 | 31.9 | 14.1 | 46.0 | 74.0 | -28.0 | Peak | Horizontal |
| * | 10103.5 | 31.2 | 17.9 | 49.1 | 76.0 | -26.9 | Peak | Horizontal |
| | 4904.0 | 43.6 | 5.6 | 49.2 | 74.0 | -24.8 | Peak | Vertical |
| | 6032.0 | 34.8 | 8.2 | 43.0 | 76.0 | -33.0 | Peak | Vertical |
| * | 7341.0 | 35.8 | 13.9 | 49.7 | 74.0 | -24.3 | Peak | Vertical |
| * | 10103.5 | 31.2 | 17.9 | 49.1 | 76.0 | -26.9 | Peak | Vertical |

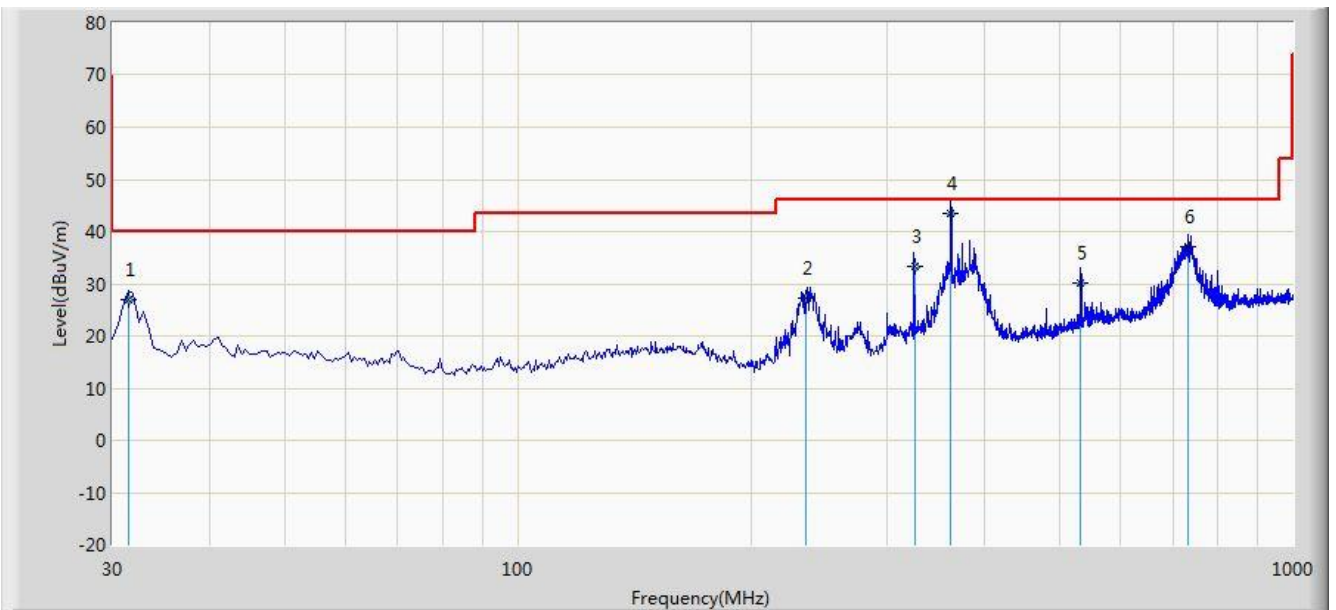
Note 1: "*" is not in restricted band, its limit is 30dBc of the fundamental emission level (106.0dBμV/m) or 15.209 which is higher.

Note 2: Measure Level (dBμV/m) = Reading Level (dBμV) + Factor (dB)

Factor (dB) = Cable Loss (dB) + Antenna Factor (dB/m) - Pre_Amplifier Gain (dB)

The worst case of Radiated Emission below 1GHz:

| | |
|--------------------------------------------------------------------------------------|--------------------------|
| Site: AC2 | Time: 2018/01/09 - 13:37 |
| Limit: FCC_Part15.209_RE(3m) | Engineer: Snake Ni |
| Probe: VULB 9162_0.03-8GHz | Polarity: Horizontal |
| EUT: G-140W-C | Power: AC 120V/60Hz |
| Note: There is the worst case within frequency range 30MHz~1GHz. (Adapter #1) | |



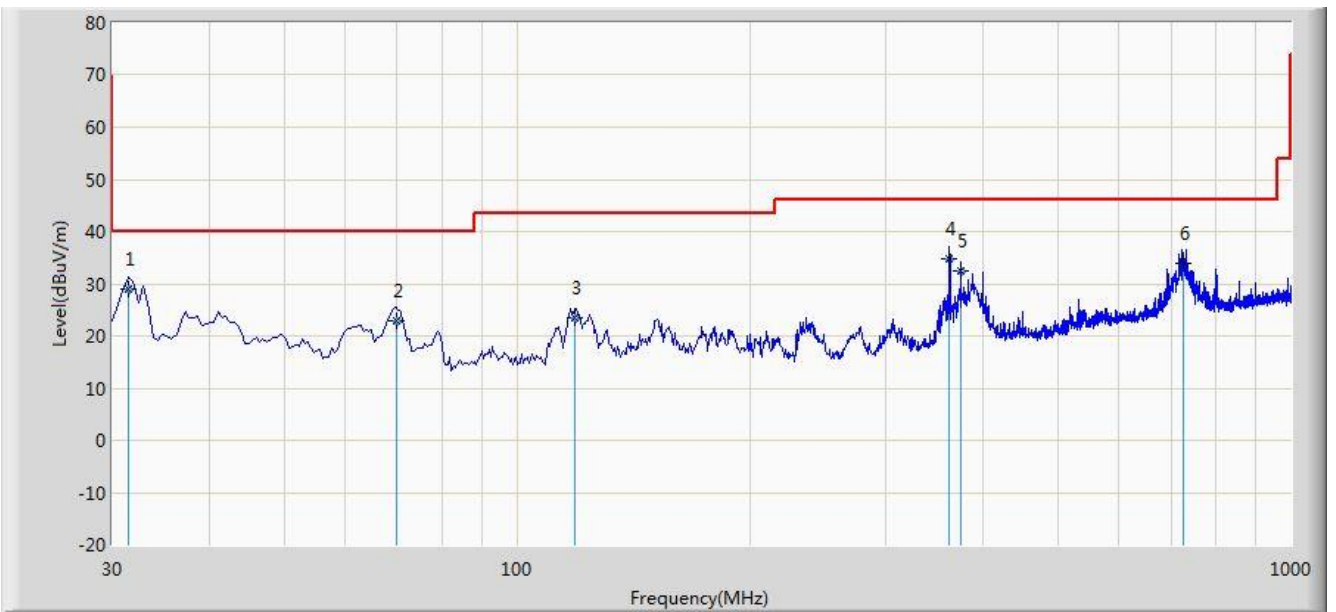
| No | Flag | Mark | Frequency (MHz) | Measure Level (dBuV/m) | Reading Level (dBuV) | Margin (dB) | Limit (dBuV/m) | Factor (dB) | Type |
|----|------|------|-----------------|------------------------|----------------------|-------------|----------------|-------------|------|
| 1 | | | 31.502 | 26.827 | 13.037 | -13.173 | 40.000 | 13.790 | QP |
| 2 | | | 235.410 | 27.371 | 14.623 | -18.629 | 46.000 | 12.748 | QP |
| 3 | | | 324.900 | 33.447 | 18.362 | -12.553 | 46.000 | 15.085 | QP |
| 4 | | * | 362.400 | 43.448 | 27.628 | -2.552 | 46.000 | 15.820 | QP |
| 5 | | | 532.850 | 30.075 | 10.845 | -15.925 | 46.000 | 19.231 | QP |
| 6 | | | 732.800 | 37.187 | 14.625 | -8.813 | 46.000 | 22.562 | QP |

Note 1: Measure Level (dBμV/m) = Reading Level (dBμV) + Factor (dB)

Factor (dB) = Cable Loss (dB) + Antenna Factor (dB/m)

Note 2: The test trace is same as the ambient noise and the amplitude of the emissions are attenuated more than 20dB below the permissible (the test frequency range: 9kHz ~ 30MHz, 18GHz ~ 25GHz), therefore no data appear in the report.

| | |
|--------------------------------------------------------------------------------------|--------------------------|
| Site: AC2 | Time: 2018/01/09 - 13:37 |
| Limit: FCC_Part15.209_RE(3m) | Engineer: Snake Ni |
| Probe: VULB 9162_0.03-8GHz | Polarity: Vertical |
| EUT: G-140W-C | Power: AC 120V/60Hz |
| Note: There is the worst case within frequency range 30MHz~1GHz. (Adapter #1) | |



| No | Flag | Mark | Frequency (MHz) | Measure Level (dBuV/m) | Reading Level (dBuV) | Margin (dB) | Limit (dBuV/m) | Factor (dB) | Type |
|----|------|------|-----------------|------------------------|----------------------|-------------|----------------|-------------|------|
| 1 | | * | 30.485 | 28.921 | 15.292 | -11.079 | 40.000 | 13.629 | QP |
| 2 | | | 34.365 | 27.831 | 14.024 | -12.169 | 40.000 | 13.807 | QP |
| 3 | | | 163.375 | 25.818 | 10.924 | -17.682 | 43.500 | 14.894 | QP |
| 4 | | | 240.005 | 32.050 | 19.288 | -13.950 | 46.000 | 12.762 | QP |
| 5 | | | 288.020 | 23.184 | 9.192 | -22.816 | 46.000 | 13.992 | QP |
| 6 | | | 960.234 | 35.229 | 10.283 | -18.771 | 54.000 | 24.946 | QP |

Note 1: Measure Level (dBμV/m) = Reading Level (dBμV) + Factor (dB)

Factor (dB) = Cable Loss (dB) + Antenna Factor (dB/m)

Note 2: The test trace is same as the ambient noise and the amplitude of the emissions are attenuated more than 20dB below the permissible (the test frequency range: 9kHz ~ 30MHz, 18GHz ~ 25GHz), therefore no data appear in the report.

7.7. Radiated Restricted Band Edge Measurement

Radiated emissions which fall in the restricted bands, as defined in Section 15.205(a) of FCC part 15, must also comply with the radiated emission limits specified in Section 15.209(a).

| Frequency (MHz) | Frequency (MHz) | Frequency (MHz) | Frequency (GHz) |
|----------------------------|-------------------|-----------------|------------------|
| 0.090 - 0.110 | 16.42-16.423 | 399.9 - 410 | 4.5-5.15 |
| ¹ 0.495 - 0.505 | 16.69475-16.69525 | 608 - 614 | 5.35-5.46 |
| 2.1735-2.1905 | 16.80425-16.80475 | 960 - 1240 | 7.25-7.75 |
| 4.125-4.128 | 25.5 -25.67 | 1300 - 1427 | 8.25 - 8.5 |
| 4.17725-4.17775 | 37.5-38.25 | 1435-1626.5 | 9.0-9.2 |
| 4.20725-4.20775 | 73-74.6 | 1645.5-1646.5 | 9.3-9.5 |
| 6.215-6.218 | 74.8-75.2 | 1660 - 1710 | 10.6-12.7 |
| 6.26775-6.26825 | 108-121.94 | 1718.8-1722.2 | 13.25-13.4 |
| 6.31175-6.31225 | 123 - 138 | 2200 - 2300 | 14.47-14.5 |
| 8.291-8.294 | 149.9-150.05 | 2310-2390 | 15.35-16.2 |
| 8.362-8.366 | 156.52475-156.525 | 2483.5 - 2500 | 17.7-21.4 |
| 8.37625-8.38675 | 156.7-156.9 | 2690 - 2900 | 22.01-23.12 |
| 8.41425-8.41475 | 162.0125-167.17 | 3260 - 3267 | 23.6-24.0 |
| 12.29-12.293 | 167.72-173.2 | 3332 - 3339 | 31.2-31.8 |
| 12.51975-12.52025 | 240 - 285 | 3345.8 - 3358 | 36.43-36.5 |
| 12.57675-12.57725 | 322-335.4 | 3600 - 4400 | (²) |
| 13.36-13.41 | -- | -- | -- |

All out of band emissions appearing in a restricted band as specified in Section 15.205 of the Title 47CFR must not exceed the limits shown in Table per Section 15.209.

| FCC Part 15 Subpart C Paragraph 15.209 | | |
|----------------------------------------|--------------------------|-------------------------------|
| Frequency [MHz] | Field Strength [uV/m] | Measured Distance [Meters] |
| 0.009 – 0.490 | 2400/F (kHz) | 300 |
| 0.490 – 1.705 | 24000/F (kHz) | 30 |
| 1.705 - 30 | 30 | 30 |
| 30 - 88 | 100 | 3 |
| 88 - 216 | 150 | 3 |
| 216 - 960 | 200 | 3 |
| Above 960 | 500 | 3 |

7.7.1. Test Procedure Used

ANSI C63.10 Section 6.3 (General Requirements)

ANSI C63.10 Section 6.6 (Standard test method above 1GHz)

7.7.2. Test Setting

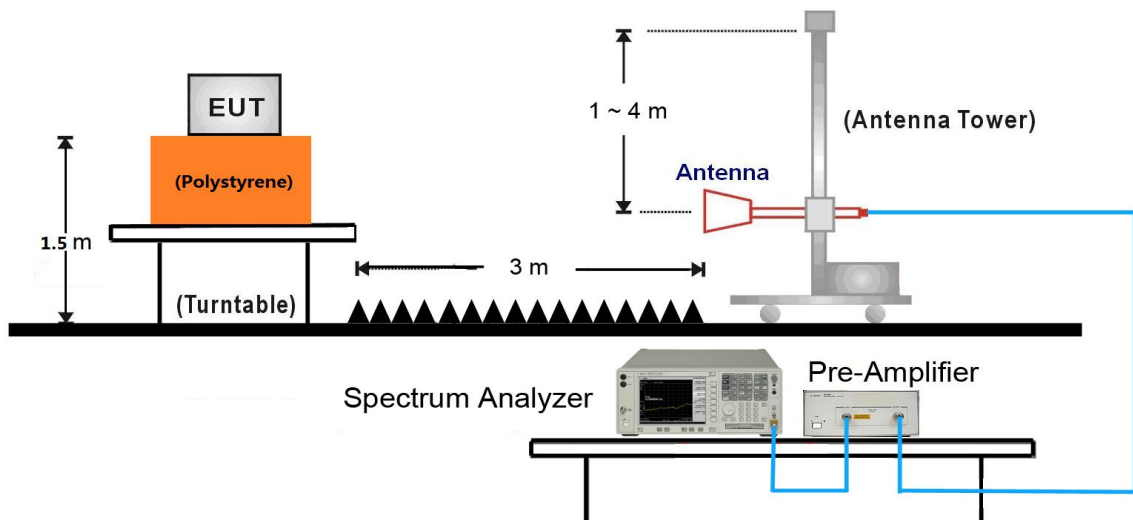
Peak Field Strength Measurements

1. Analyzer center frequency was set to the frequency of the radiated spurious emission of interest
2. RBW = 1MHz
3. VBW = 3MHz
4. Detector = peak
5. Sweep time = auto couple
6. Trace mode = max hold
7. Trace was allowed to stabilize

Average Field Strength Measurements

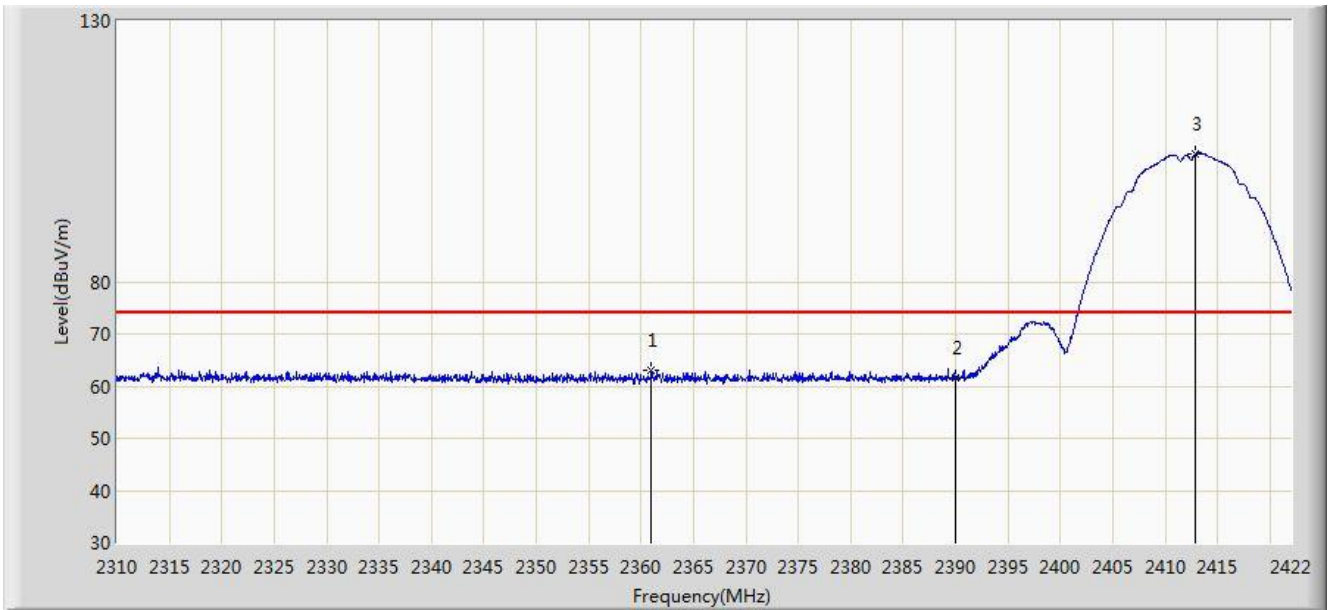
1. Analyzer center frequency was set to the frequency of the radiated spurious emission of interest
2. RBW = 1MHz
3. VBW $\geq 1/T$
4. De As an alternative, the instrument may be set to linear detector mode. Ensure that video filtering is applied in linear voltage domain (rather than in a log or dB domain). Some instruments require linear display mode in order to accomplish this. Others have a setting for Average-VBW Type, which can be set to "Voltage" regardless of the display mode
5. Detector = Peak
6. Sweep time = auto
7. Trace mode = max hold
8. Allow max hold to run for at least 50 times (1/duty cycle) traces

7.7.3. Test Setup



7.7.4. Test Result

| | |
|-----------------------------------------------------------|--------------------------|
| Site: AC2 | Time: 2017/12/14 - 19:52 |
| Limit: FCC_Part15.209_RE(3m) | Engineer: Dandy Li |
| Probe: BBHA9120D_1-18GHz | Polarity: Horizontal |
| EUT: G-140W-C | Power: AC 120V/60Hz |
| Test mode: Transmit by 802.11b at channel 2412MHz Ant 0+1 | |

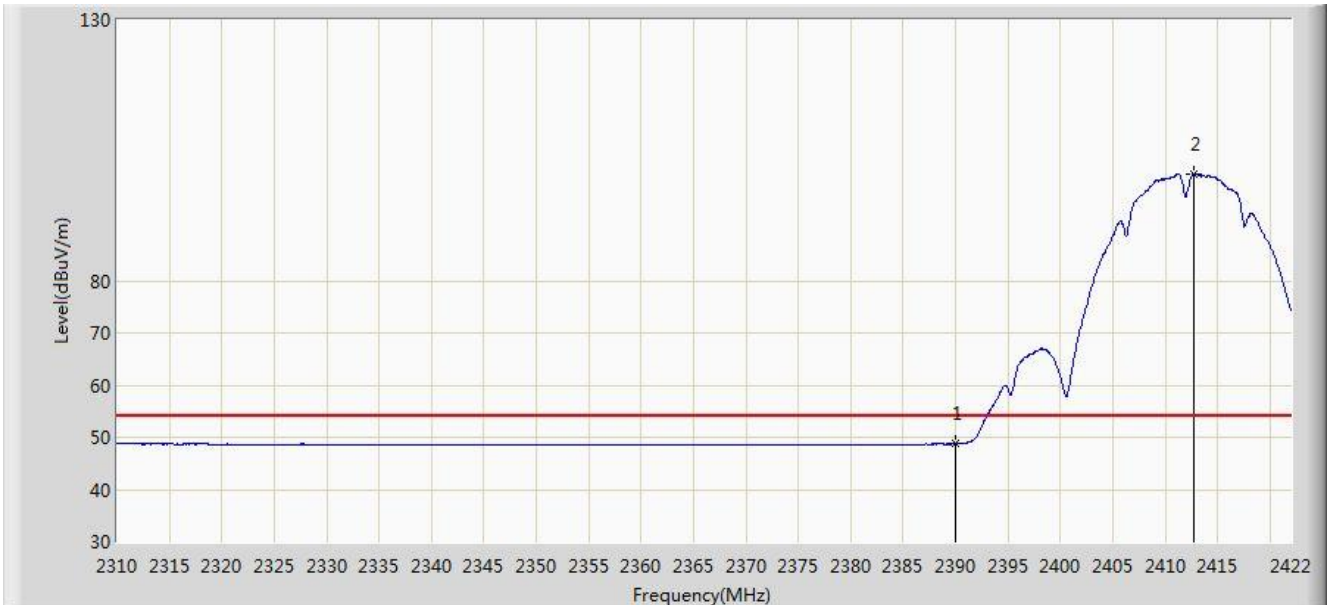


| No | Flag | Mark | Frequency (MHz) | Measure Level (dBuV/m) | Reading Level (dBuV) | Margin (dB) | Limit (dBuV/m) | Factor (dB) | Type |
|----|------|------|-----------------|------------------------|----------------------|-------------|----------------|-------------|------|
| 1 | | | 2361.016 | 63.160 | 30.539 | -10.840 | 74.000 | 32.621 | PK |
| 2 | | | 2390.000 | 61.549 | 28.974 | -12.451 | 74.000 | 32.575 | PK |
| 3 | | * | 2412.928 | 104.425 | 71.878 | N/A | N/A | 32.547 | PK |

Note: Measure Level (dBμV/m) = Reading Level (dBμV) + Factor (dB)

Factor (dB) = Cable Loss (dB) + Antenna Factor (dB/m)

| | |
|-----------------------------------------------------------|--------------------------|
| Site: AC2 | Time: 2017/12/14 - 19:53 |
| Limit: FCC_Part15.209_RE(3m) | Engineer: Dandy Li |
| Probe: BBHA9120D_1-18GHz | Polarity: Horizontal |
| EUT: G-140W-C | Power: AC 120V/60Hz |
| Test mode: Transmit by 802.11b at channel 2412MHz Ant 0+1 | |

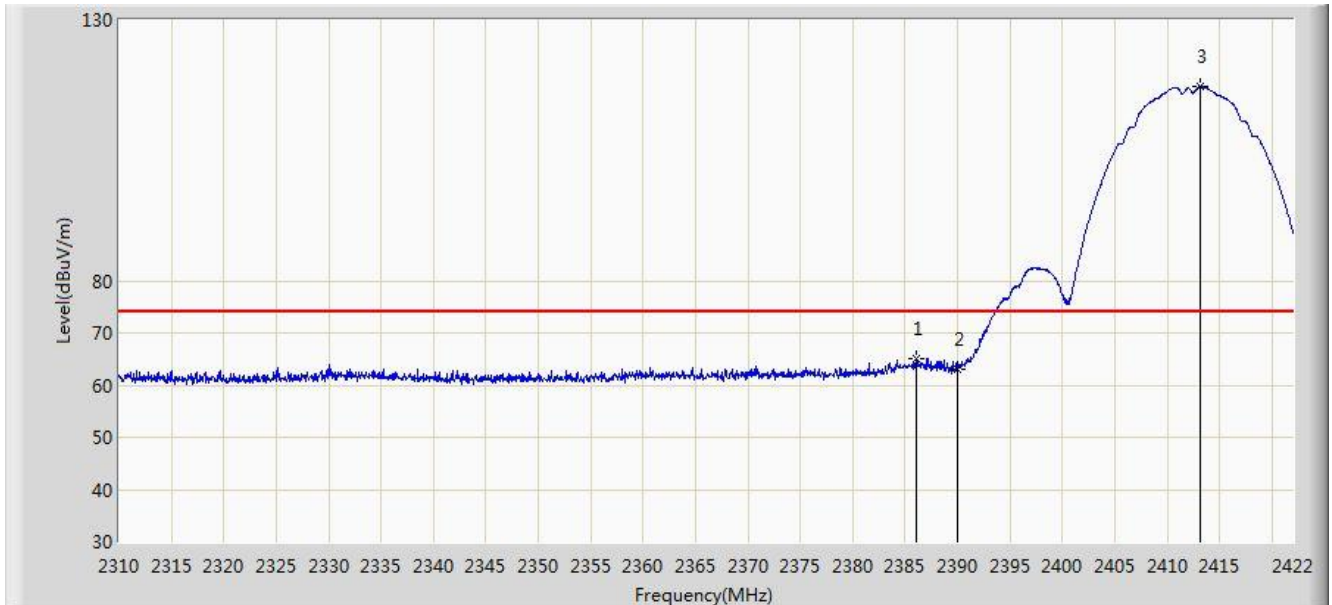


| No | Flag | Mark | Frequency (MHz) | Measure Level (dBuV/m) | Reading Level (dBuV) | Margin (dB) | Limit (dBuV/m) | Factor (dB) | Type |
|----|------|------|-----------------|------------------------|----------------------|-------------|----------------|-------------|------|
| 1 | | | 2390.000 | 48.724 | 16.149 | -5.276 | 54.000 | 32.575 | AV |
| 2 | | * | 2412.760 | 100.573 | 68.026 | N/A | N/A | 32.547 | AV |

Note: Measure Level (dB μ V/m) = Reading Level (dB μ V) + Factor (dB)

Factor (dB) = Cable Loss (dB) + Antenna Factor (dB/m)

| | |
|-----------------------------------------------------------|--------------------------|
| Site: AC2 | Time: 2017/12/14 - 19:50 |
| Limit: FCC_Part15.209_RE(3m) | Engineer: Dandy Li |
| Probe: BBHA9120D_1-18GHz | Polarity: Vertical |
| EUT: G-140W-C | Power: AC 120V/60Hz |
| Test mode: Transmit by 802.11b at channel 2412MHz Ant 0+1 | |

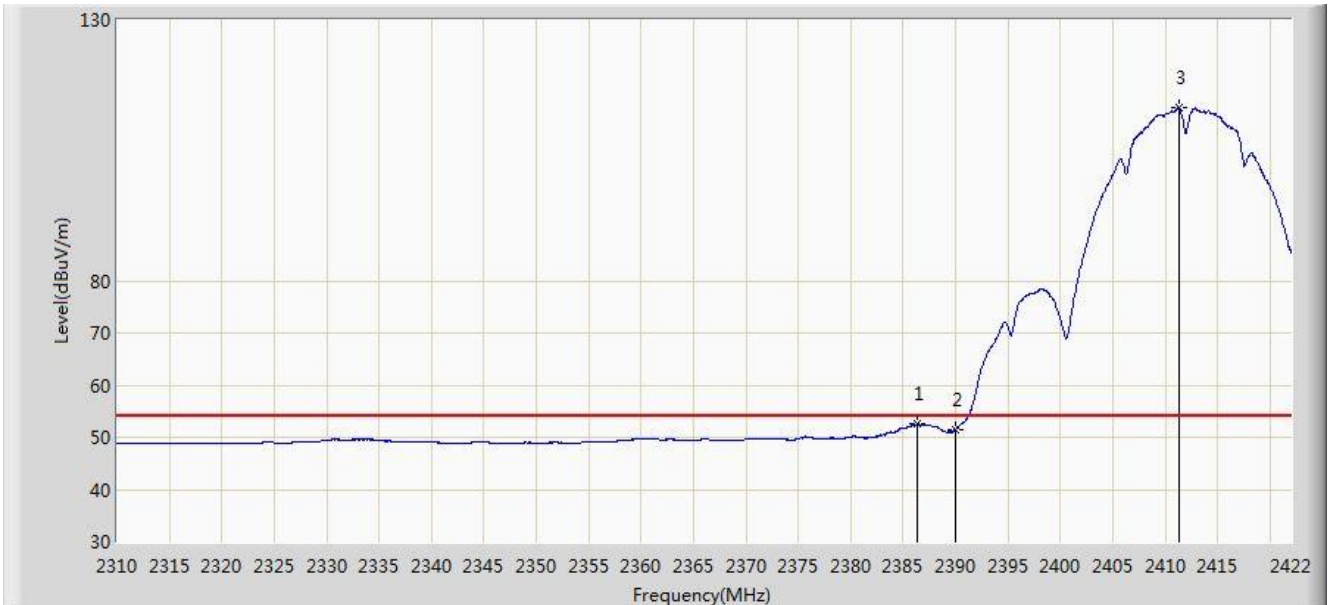


| No | Flag | Mark | Frequency (MHz) | Measure Level (dBuV/m) | Reading Level (dBuV) | Margin (dB) | Limit (dBuV/m) | Factor (dB) | Type |
|----|------|------|-----------------|------------------------|----------------------|-------------|----------------|-------------|------|
| 1 | | | 2386.104 | 64.958 | 32.377 | -9.042 | 74.000 | 32.581 | PK |
| 2 | | | 2390.000 | 63.185 | 30.610 | -10.815 | 74.000 | 32.575 | PK |
| 3 | | * | 2413.208 | 117.187 | 84.641 | N/A | N/A | 32.546 | PK |

Note: Measure Level (dB μ V/m) = Reading Level (dB μ V) + Factor (dB)

Factor (dB) = Cable Loss (dB) + Antenna Factor (dB/m)

| | |
|-----------------------------------------------------------|--------------------------|
| Site: AC2 | Time: 2017/12/14 - 19:49 |
| Limit: FCC_Part15.209_RE(3m) | Engineer: Dandy Li |
| Probe: BBHA9120D_1-18GHz | Polarity: Vertical |
| EUT: G-140W-C | Power: AC 120V/60Hz |
| Test mode: Transmit by 802.11b at channel 2412MHz Ant 0+1 | |

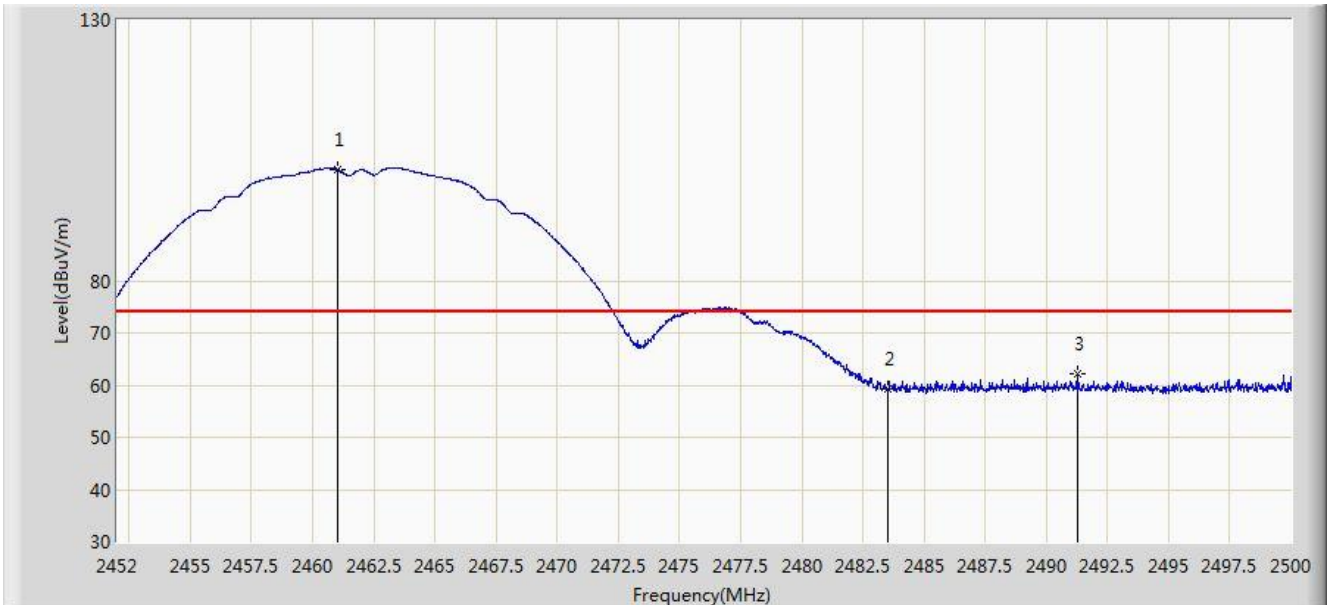


| No | Flag | Mark | Frequency (MHz) | Measure Level (dBuV/m) | Reading Level (dBuV) | Margin (dB) | Limit (dBuV/m) | Factor (dB) | Type |
|----|------|------|-----------------|------------------------|----------------------|-------------|----------------|-------------|------|
| 1 | | | 2386.328 | 52.524 | 19.943 | -1.476 | 54.000 | 32.581 | AV |
| 2 | | | 2390.000 | 51.463 | 18.888 | -2.537 | 54.000 | 32.575 | AV |
| 3 | | * | 2411.304 | 113.106 | 80.557 | N/A | N/A | 32.549 | AV |

Note: Measure Level (dB μ V/m) = Reading Level (dB μ V) + Factor (dB)

Factor (dB) = Cable Loss (dB) + Antenna Factor (dB/m)

| | |
|-----------------------------------------------------------|--------------------------|
| Site: AC2 | Time: 2017/12/14 - 20:13 |
| Limit: FCC_Part15.209_RE(3m) | Engineer: Dandy Li |
| Probe: BBHA9120D_1-18GHz | Polarity: Horizontal |
| EUT: G-140W-C | Power: AC 120V/60Hz |
| Test mode: Transmit by 802.11b at channel 2462MHz Ant 0+1 | |



| No | Flag | Mark | Frequency (MHz) | Measure Level (dBuV/m) | Reading Level (dBuV) | Margin (dB) | Limit (dBuV/m) | Factor (dB) | Type |
|----|------|------|-----------------|------------------------|----------------------|-------------|----------------|-------------|------|
| 1 | | * | 2461.000 | 101.332 | 68.794 | N/A | N/A | 32.538 | PK |
| 2 | | | 2483.500 | 59.321 | 26.725 | -14.679 | 74.000 | 32.596 | PK |
| 3 | | | 2491.264 | 62.113 | 29.498 | -11.887 | 74.000 | 32.616 | PK |

Note: Measure Level (dB μ V/m) = Reading Level (dB μ V) + Factor (dB)

Factor (dB) = Cable Loss (dB) + Antenna Factor (dB/m)

| | |
|-----------------------------------------------------------|--------------------------|
| Site: AC2 | Time: 2017/12/14 - 20:14 |
| Limit: FCC_Part15.209_RE(3m) | Engineer: Dandy Li |
| Probe: BBHA9120D_1-18GHz | Polarity: Horizontal |
| EUT: G-140W-C | Power: AC 120V/60Hz |
| Test mode: Transmit by 802.11b at channel 2462MHz Ant 0+1 | |

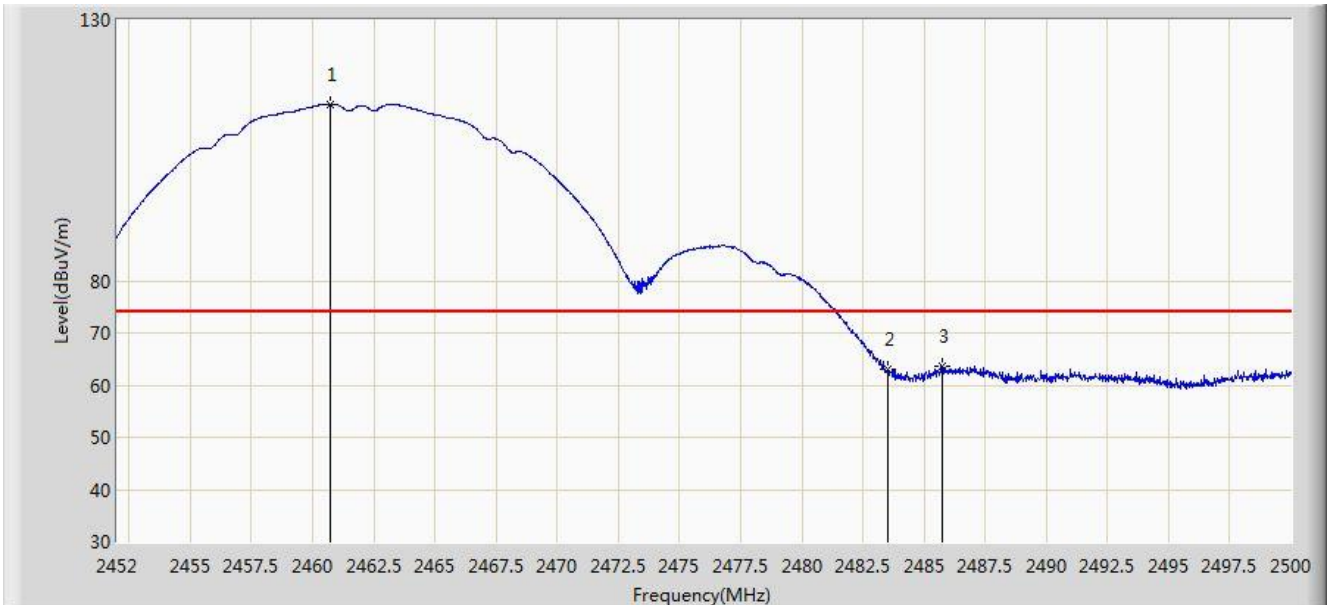


| No | Flag | Mark | Frequency (MHz) | Measure Level (dBuV/m) | Reading Level (dBuV) | Margin (dB) | Limit (dBuV/m) | Factor (dB) | Type |
|----|------|------|-----------------|------------------------|----------------------|-------------|----------------|-------------|------|
| 1 | | * | 2461.312 | 97.912 | 65.373 | N/A | N/A | 32.539 | AV |
| 2 | | | 2483.500 | 47.249 | 14.653 | -6.751 | 54.000 | 32.596 | AV |
| 3 | | | 2490.472 | 47.683 | 15.070 | -6.317 | 54.000 | 32.613 | AV |

Note: Measure Level (dB μ V/m) = Reading Level (dB μ V) + Factor (dB)

Factor (dB) = Cable Loss (dB) + Antenna Factor (dB/m)

| | |
|-----------------------------------------------------------|--------------------------|
| Site: AC2 | Time: 2017/12/14 - 20:12 |
| Limit: FCC_Part15.209_RE(3m) | Engineer: Dandy Li |
| Probe: BBHA9120D_1-18GHz | Polarity: Vertical |
| EUT: G-140W-C | Power: AC 120V/60Hz |
| Test mode: Transmit by 802.11b at channel 2462MHz Ant 0+1 | |

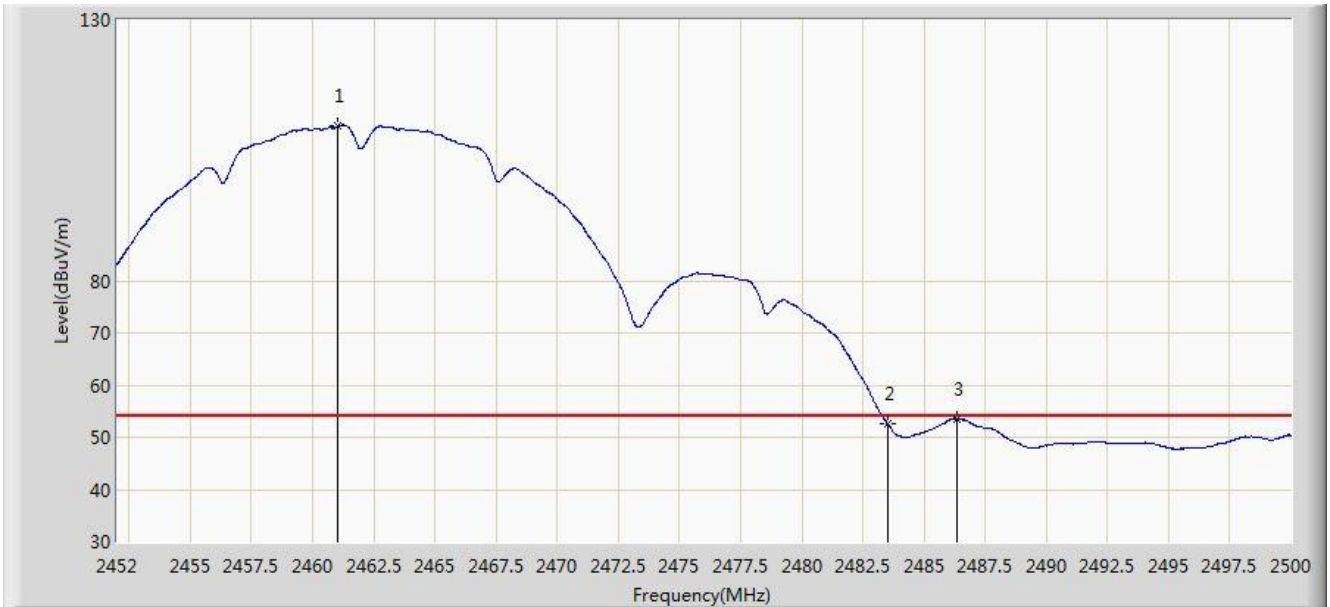


| No | Flag | Mark | Frequency (MHz) | Measure Level (dBuV/m) | Reading Level (dBuV) | Margin (dB) | Limit (dBuV/m) | Factor (dB) | Type |
|----|------|------|-----------------|------------------------|----------------------|-------------|----------------|-------------|------|
| 1 | | * | 2460.712 | 113.845 | 81.308 | N/A | N/A | 32.537 | PK |
| 2 | | | 2483.500 | 63.008 | 30.412 | -10.992 | 74.000 | 32.596 | PK |
| 3 | | | 2485.768 | 63.495 | 30.894 | -10.505 | 74.000 | 32.602 | PK |

Note: Measure Level (dB μ V/m) = Reading Level (dB μ V) + Factor (dB)

Factor (dB) = Cable Loss (dB) + Antenna Factor (dB/m)

| | |
|-----------------------------------------------------------|--------------------------|
| Site: AC2 | Time: 2017/12/14 - 20:11 |
| Limit: FCC_Part15.209_RE(3m) | Engineer: Dandy Li |
| Probe: BBHA9120D_1-18GHz | Polarity: Vertical |
| EUT: G-140W-C | Power: AC 120V/60Hz |
| Test mode: Transmit by 802.11b at channel 2462MHz Ant 0+1 | |

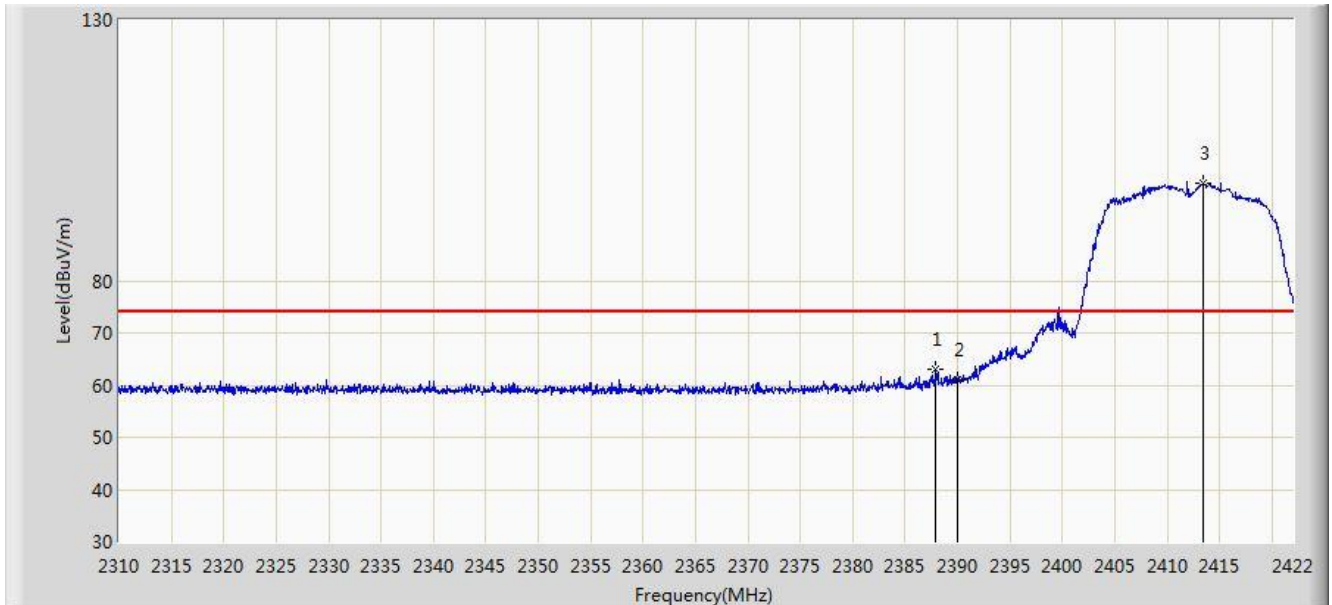


| No | Flag | Mark | Frequency (MHz) | Measure Level (dBuV/m) | Reading Level (dBuV) | Margin (dB) | Limit (dBuV/m) | Factor (dB) | Type |
|----|------|------|-----------------|------------------------|----------------------|-------------|----------------|-------------|------|
| 1 | | * | 2461.048 | 109.659 | 77.121 | N/A | N/A | 32.539 | AV |
| 2 | | | 2483.500 | 52.655 | 20.059 | -1.345 | 54.000 | 32.596 | AV |
| 3 | | | 2486.344 | 53.591 | 20.988 | -0.409 | 54.000 | 32.603 | AV |

Note: Measure Level (dB μ V/m) = Reading Level (dB μ V) + Factor (dB)

Factor (dB) = Cable Loss (dB) + Antenna Factor (dB/m)

| | |
|-----------------------------------------------------------|--------------------------|
| Site: AC2 | Time: 2017/12/14 - 20:20 |
| Limit: FCC_Part15.209_RE(3m) | Engineer: Dandy Li |
| Probe: BBHA9120D_1-18GHz | Polarity: Horizontal |
| EUT: G-140W-C | Power: AC 120V/60Hz |
| Test mode: Transmit by 802.11g at channel 2412MHz Ant 0+1 | |

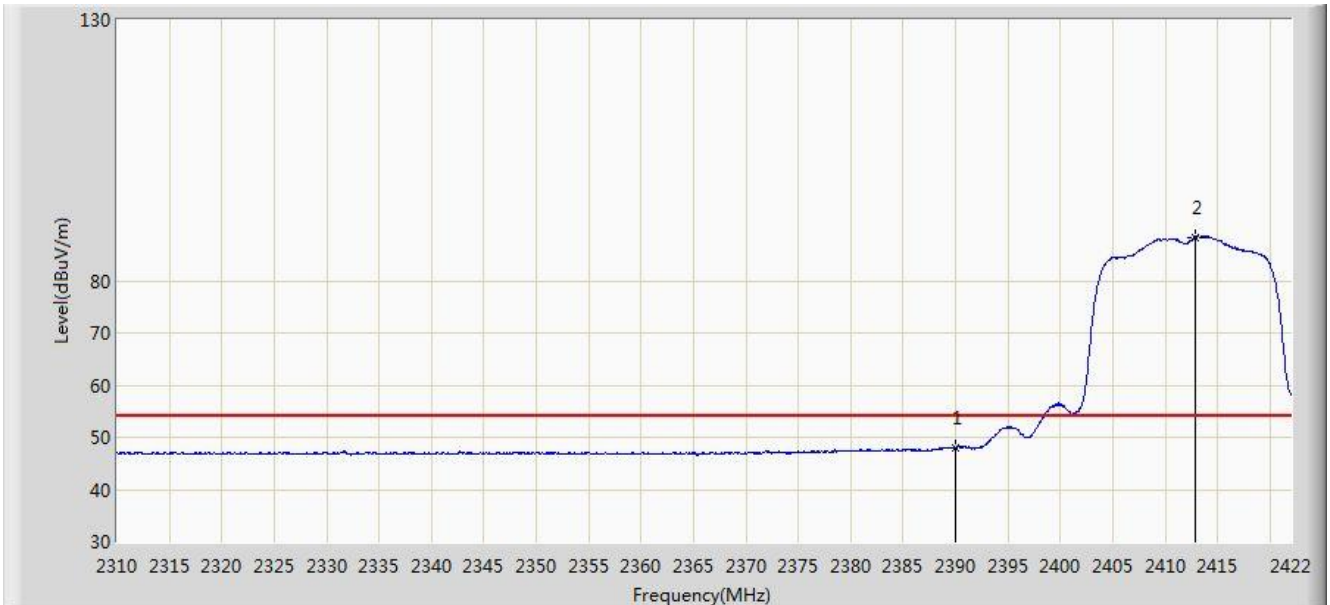


| No | Flag | Mark | Frequency (MHz) | Measure Level (dBuV/m) | Reading Level (dBuV) | Margin (dB) | Limit (dBuV/m) | Factor (dB) | Type |
|----|------|------|-----------------|------------------------|----------------------|-------------|----------------|-------------|------|
| 1 | | | 2387.952 | 63.091 | 30.513 | -10.909 | 74.000 | 32.578 | PK |
| 2 | | | 2390.000 | 61.127 | 28.552 | -12.873 | 74.000 | 32.575 | PK |
| 3 | | * | 2413.432 | 98.600 | 66.054 | N/A | N/A | 32.546 | PK |

Note: Measure Level (dB μ V/m) = Reading Level (dB μ V) + Factor (dB)

Factor (dB) = Cable Loss (dB) + Antenna Factor (dB/m)

| | |
|-----------------------------------------------------------|--------------------------|
| Site: AC2 | Time: 2017/12/14 - 20:21 |
| Limit: FCC_Part15.209_RE(3m) | Engineer: Dandy Li |
| Probe: BBHA9120D_1-18GHz | Polarity: Horizontal |
| EUT: G-140W-C | Power: AC 120V/60Hz |
| Test mode: Transmit by 802.11g at channel 2412MHz Ant 0+1 | |

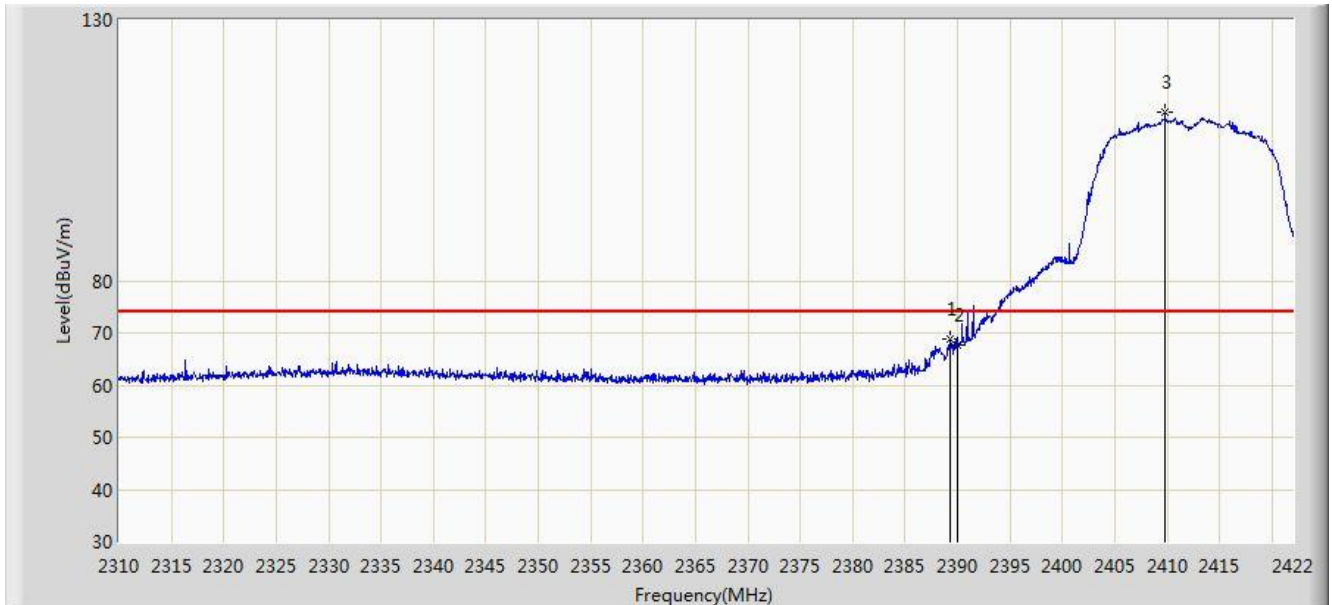


| No | Flag | Mark | Frequency (MHz) | Measure Level (dBuV/m) | Reading Level (dBuV) | Margin (dB) | Limit (dBuV/m) | Factor (dB) | Type |
|----|------|------|-----------------|------------------------|----------------------|-------------|----------------|-------------|------|
| 1 | | | 2390.000 | 48.091 | 15.516 | -5.909 | 54.000 | 32.575 | AV |
| 2 | | * | 2412.872 | 88.344 | 55.797 | N/A | N/A | 32.547 | AV |

Note: Measure Level (dB μ V/m) = Reading Level (dB μ V) + Factor (dB)

Factor (dB) = Cable Loss (dB) + Antenna Factor (dB/m)

| | |
|-----------------------------------------------------------|--------------------------|
| Site: AC2 | Time: 2017/12/14 - 20:19 |
| Limit: FCC_Part15.209_RE(3m) | Engineer: Dandy Li |
| Probe: BBHA9120D_1-18GHz | Polarity: Vertical |
| EUT: G-140W-C | Power: AC 120V/60Hz |
| Test mode: Transmit by 802.11g at channel 2412MHz Ant 0+1 | |

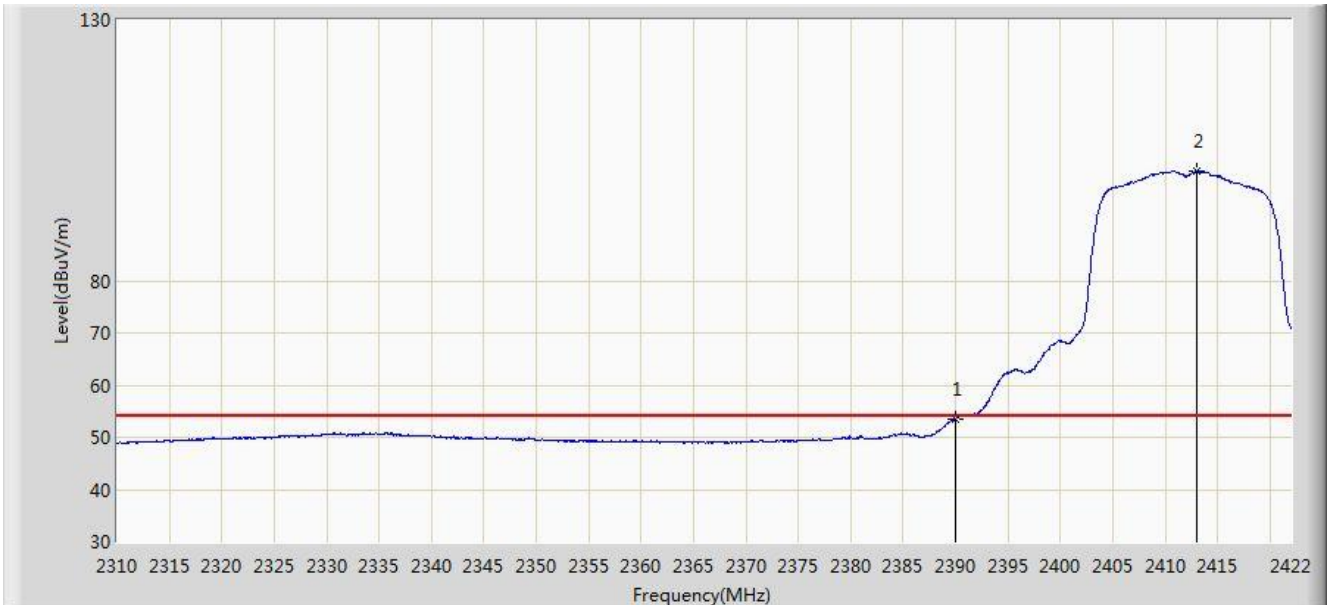


| No | Flag | Mark | Frequency (MHz) | Measure Level (dBuV/m) | Reading Level (dBuV) | Margin (dB) | Limit (dBuV/m) | Factor (dB) | Type |
|----|------|------|-----------------|------------------------|----------------------|-------------|----------------|-------------|------|
| 1 | | | 2389.240 | 68.976 | 36.400 | -5.024 | 74.000 | 32.576 | PK |
| 2 | | | 2390.000 | 67.706 | 35.131 | -6.294 | 74.000 | 32.575 | PK |
| 3 | | * | 2409.792 | 112.377 | 79.826 | N/A | N/A | 32.550 | PK |

Note: Measure Level (dB μ V/m) = Reading Level (dB μ V) + Factor (dB)

Factor (dB) = Cable Loss (dB) + Antenna Factor (dB/m)

| | |
|-----------------------------------------------------------|--------------------------|
| Site: AC2 | Time: 2017/12/14 - 20:19 |
| Limit: FCC_Part15.209_RE(3m) | Engineer: Dandy Li |
| Probe: BBHA9120D_1-18GHz | Polarity: Vertical |
| EUT: G-140W-C | Power: AC 120V/60Hz |
| Test mode: Transmit by 802.11g at channel 2412MHz Ant 0+1 | |

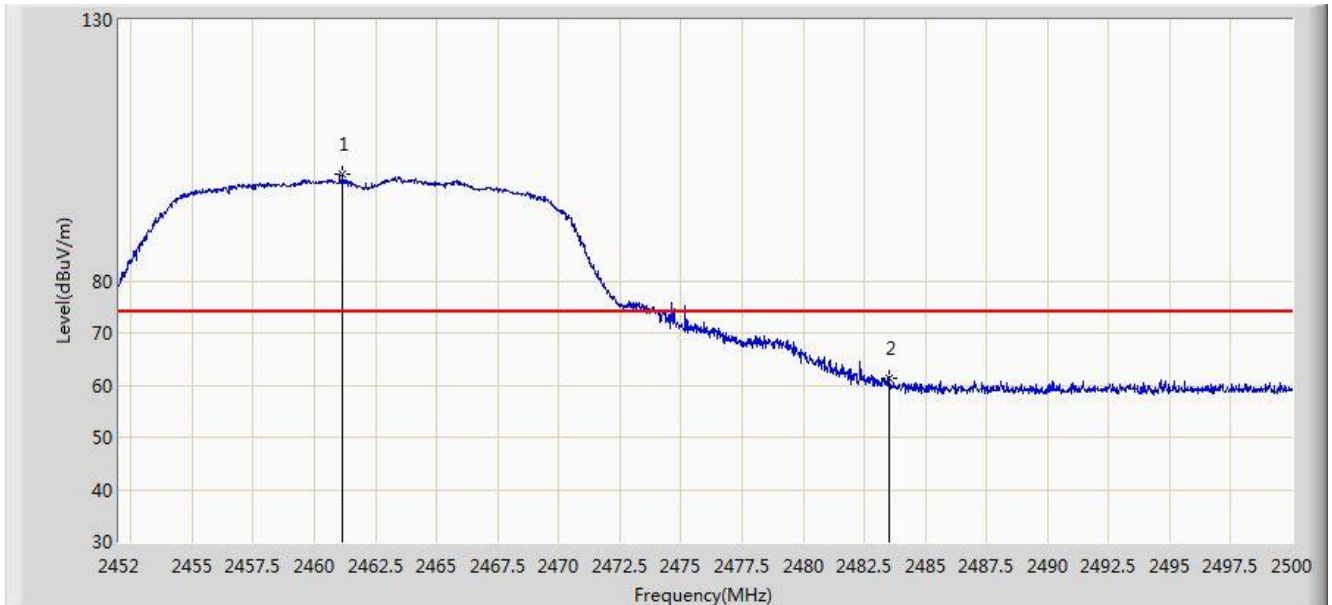


| No | Flag | Mark | Frequency (MHz) | Measure Level (dBuV/m) | Reading Level (dBuV) | Margin (dB) | Limit (dBuV/m) | Factor (dB) | Type |
|----|------|------|-----------------|------------------------|----------------------|-------------|----------------|-------------|------|
| 1 | | | 2390.000 | 53.493 | 20.918 | -0.507 | 54.000 | 32.575 | AV |
| 2 | | * | 2413.040 | 101.126 | 68.580 | N/A | N/A | 32.546 | AV |

Note: Measure Level (dB μ V/m) = Reading Level (dB μ V) + Factor (dB)

Factor (dB) = Cable Loss (dB) + Antenna Factor (dB/m)

| | |
|-----------------------------------------------------------|--------------------------|
| Site: AC2 | Time: 2017/12/14 - 20:33 |
| Limit: FCC_Part15.209_RE(3m) | Engineer: Dandy Li |
| Probe: BBHA9120D_1-18GHz | Polarity: Horizontal |
| EUT: G-140W-C | Power: AC 120V/60Hz |
| Test mode: Transmit by 802.11g at channel 2462MHz Ant 0+1 | |

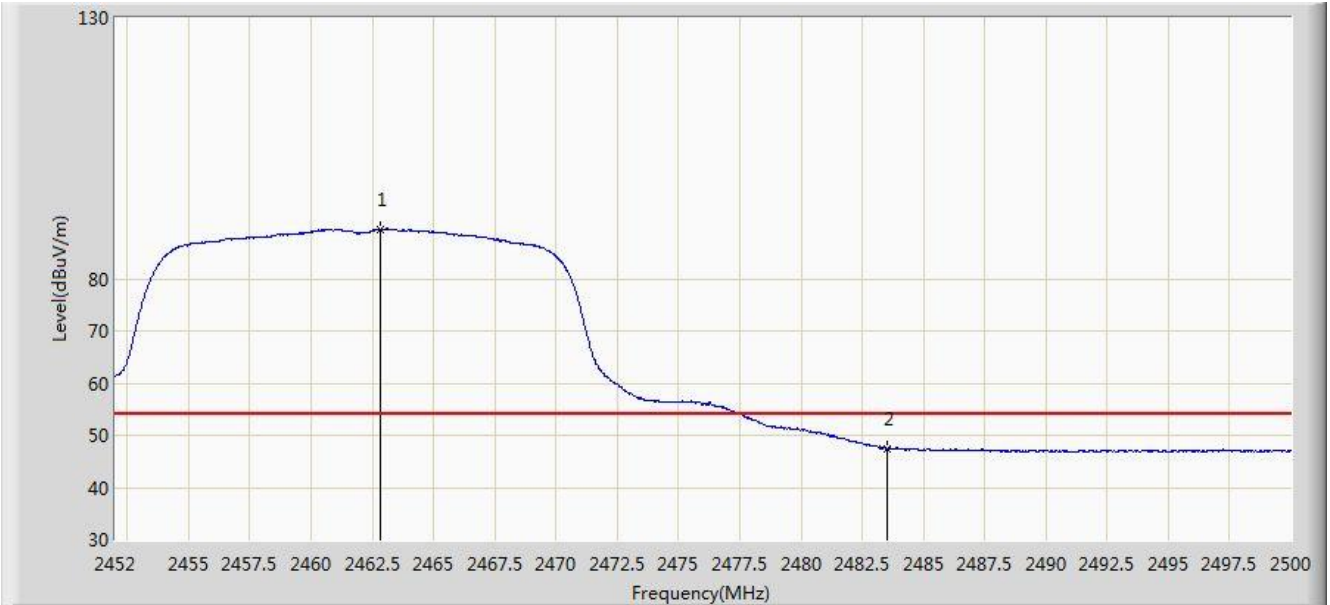


| No | Flag | Mark | Frequency (MHz) | Measure Level (dBuV/m) | Reading Level (dBuV) | Margin (dB) | Limit (dBuV/m) | Factor (dB) | Type |
|----|------|------|-----------------|------------------------|----------------------|-------------|----------------|-------------|------|
| 1 | | * | 2461.168 | 100.418 | 67.880 | N/A | N/A | 32.539 | PK |
| 2 | | | 2483.500 | 61.360 | 28.764 | -12.640 | 74.000 | 32.596 | PK |

Note: Measure Level (dB μ V/m) = Reading Level (dB μ V) + Factor (dB)

Factor (dB) = Cable Loss (dB) + Antenna Factor (dB/m)

| | |
|-----------------------------------------------------------|--------------------------|
| Site: AC2 | Time: 2017/12/14 - 20:34 |
| Limit: FCC_Part15.209_RE(3m) | Engineer: Dandy Li |
| Probe: BBHA9120D_1-18GHz | Polarity: Horizontal |
| EUT: G-140W-C | Power: AC 120V/60Hz |
| Test mode: Transmit by 802.11g at channel 2462MHz Ant 0+1 | |



| No | Flag | Mark | Frequency (MHz) | Measure Level (dBuV/m) | Reading Level (dBuV) | Margin (dB) | Limit (dBuV/m) | Factor (dB) | Type |
|----|------|------|-----------------|------------------------|----------------------|-------------|----------------|-------------|------|
| 1 | | * | 2462.800 | 89.521 | 56.979 | N/A | N/A | 32.542 | AV |
| 2 | | | 2483.500 | 47.473 | 14.877 | -6.527 | 54.000 | 32.596 | AV |

Note: Measure Level (dB μ V/m) = Reading Level (dB μ V) + Factor (dB)

Factor (dB) = Cable Loss (dB) + Antenna Factor (dB/m)

| | |
|-----------------------------------------------------------|--------------------------|
| Site: AC2 | Time: 2017/12/14 - 20:32 |
| Limit: FCC_Part15.209_RE(3m) | Engineer: Dandy Li |
| Probe: BBHA9120D_1-18GHz | Polarity: Vertical |
| EUT: G-140W-C | Power: AC 120V/60Hz |
| Test mode: Transmit by 802.11g at channel 2462MHz Ant 0+1 | |

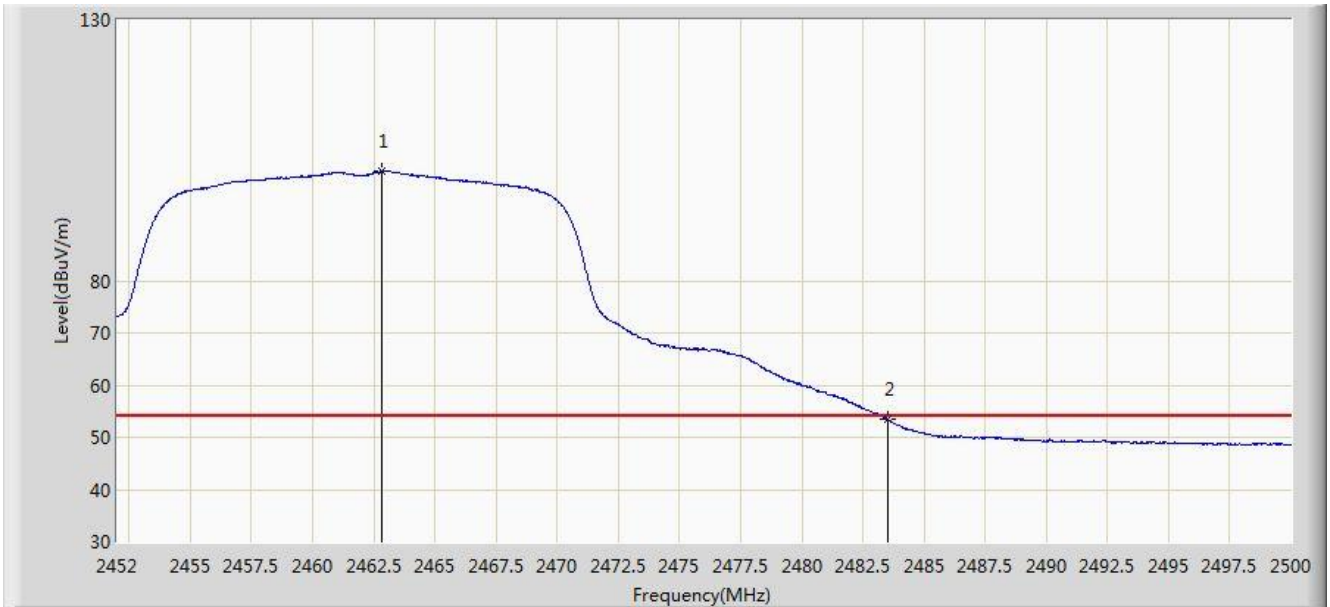


| No | Flag | Mark | Frequency (MHz) | Measure Level (dBuV/m) | Reading Level (dBuV) | Margin (dB) | Limit (dBuV/m) | Factor (dB) | Type |
|----|------|------|-----------------|------------------------|----------------------|-------------|----------------|-------------|------|
| 1 | | * | 2462.032 | 112.388 | 79.848 | N/A | N/A | 32.540 | PK |
| 2 | | | 2483.500 | 69.382 | 36.786 | -4.618 | 74.000 | 32.596 | PK |

Note: Measure Level (dB μ V/m) = Reading Level (dB μ V) + Factor (dB)

Factor (dB) = Cable Loss (dB) + Antenna Factor (dB/m)

| | |
|-----------------------------------------------------------|--------------------------|
| Site: AC2 | Time: 2017/12/14 - 20:31 |
| Limit: FCC_Part15.209_RE(3m) | Engineer: Dandy Li |
| Probe: BBHA9120D_1-18GHz | Polarity: Vertical |
| EUT: G-140W-C | Power: AC 120V/60Hz |
| Test mode: Transmit by 802.11g at channel 2462MHz Ant 0+1 | |

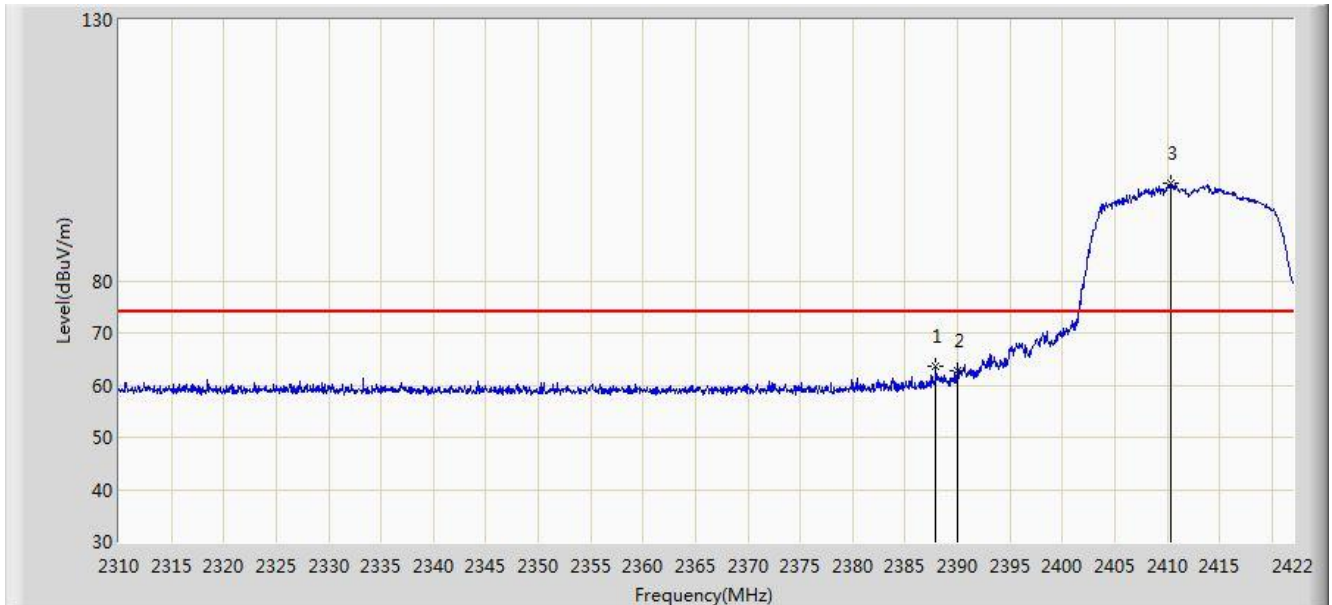


| No | Flag | Mark | Frequency (MHz) | Measure Level (dBuV/m) | Reading Level (dBuV) | Margin (dB) | Limit (dBuV/m) | Factor (dB) | Type |
|----|------|------|-----------------|------------------------|----------------------|-------------|----------------|-------------|------|
| 1 | | * | 2462.848 | 100.963 | 68.421 | N/A | N/A | 32.542 | AV |
| 2 | | | 2483.500 | 53.366 | 20.770 | -0.634 | 54.000 | 32.596 | AV |

Note: Measure Level (dB μ V/m) = Reading Level (dB μ V) + Factor (dB)

Factor (dB) = Cable Loss (dB) + Antenna Factor (dB/m)

| | |
|----------------------------------------------------------------|--------------------------|
| Site: AC2 | Time: 2017/12/14 - 20:42 |
| Limit: FCC_Part15.209_RE(3m) | Engineer: Dandy Li |
| Probe: BBHA9120D_1-18GHz | Polarity: Horizontal |
| EUT: G-140W-C | Power: AC 120V/60Hz |
| Test mode: Transmit by 802.11n-HT20 at channel 2412MHz Ant 0+1 | |

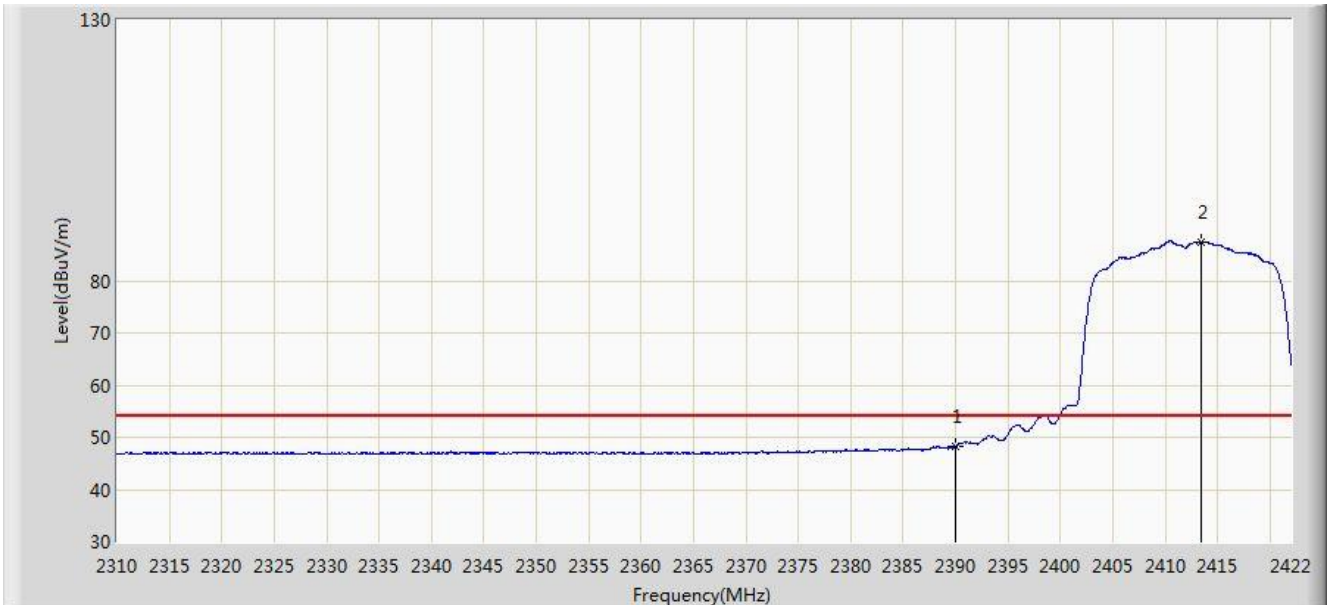


| No | Flag | Mark | Frequency (MHz) | Measure Level (dBuV/m) | Reading Level (dBuV) | Margin (dB) | Limit (dBuV/m) | Factor (dB) | Type |
|----|------|------|-----------------|------------------------|----------------------|-------------|----------------|-------------|------|
| 1 | | | 2387.952 | 63.618 | 31.040 | -10.382 | 74.000 | 32.578 | PK |
| 2 | | | 2390.000 | 62.846 | 30.271 | -11.154 | 74.000 | 32.575 | PK |
| 3 | | * | 2410.352 | 98.633 | 66.083 | N/A | N/A | 32.550 | PK |

Note: Measure Level (dB μ V/m) = Reading Level (dB μ V) + Factor (dB)

Factor (dB) = Cable Loss (dB) + Antenna Factor (dB/m)

| | |
|----------------------------------------------------------------|--------------------------|
| Site: AC2 | Time: 2017/12/14 - 20:44 |
| Limit: FCC_Part15.209_RE(3m) | Engineer: Dandy Li |
| Probe: BBHA9120D_1-18GHz | Polarity: Horizontal |
| EUT: G-140W-C | Power: AC 120V/60Hz |
| Test mode: Transmit by 802.11n-HT20 at channel 2412MHz Ant 0+1 | |

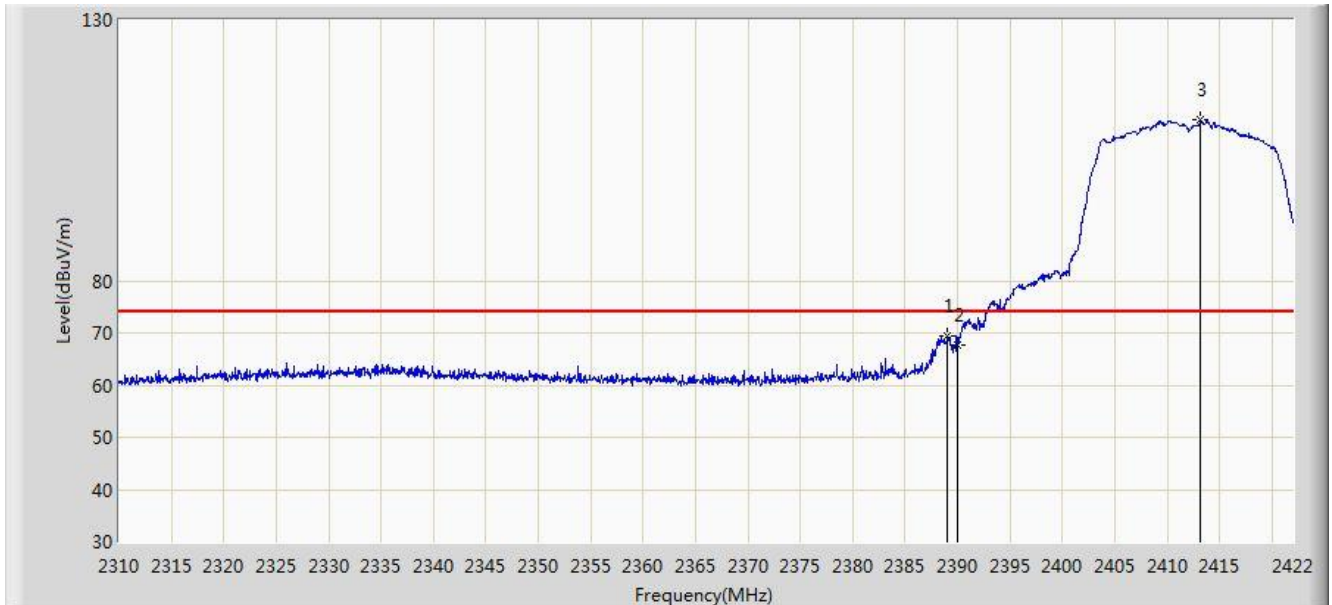


| No | Flag | Mark | Frequency (MHz) | Measure Level (dBuV/m) | Reading Level (dBuV) | Margin (dB) | Limit (dBuV/m) | Factor (dB) | Type |
|----|------|------|-----------------|------------------------|----------------------|-------------|----------------|-------------|------|
| 1 | | | 2390.000 | 48.253 | 15.678 | -5.747 | 54.000 | 32.575 | AV |
| 2 | | * | 2413.432 | 87.489 | 54.943 | N/A | N/A | 32.546 | AV |

Note: Measure Level (dB μ V/m) = Reading Level (dB μ V) + Factor (dB)

Factor (dB) = Cable Loss (dB) + Antenna Factor (dB/m)

| | |
|----------------------------------------------------------------|--------------------------|
| Site: AC2 | Time: 2017/12/14 - 20:41 |
| Limit: FCC_Part15.209_RE(3m) | Engineer: Dandy Li |
| Probe: BBHA9120D_1-18GHz | Polarity: Vertical |
| EUT: G-140W-C | Power: AC 120V/60Hz |
| Test mode: Transmit by 802.11n-HT20 at channel 2412MHz Ant 0+1 | |

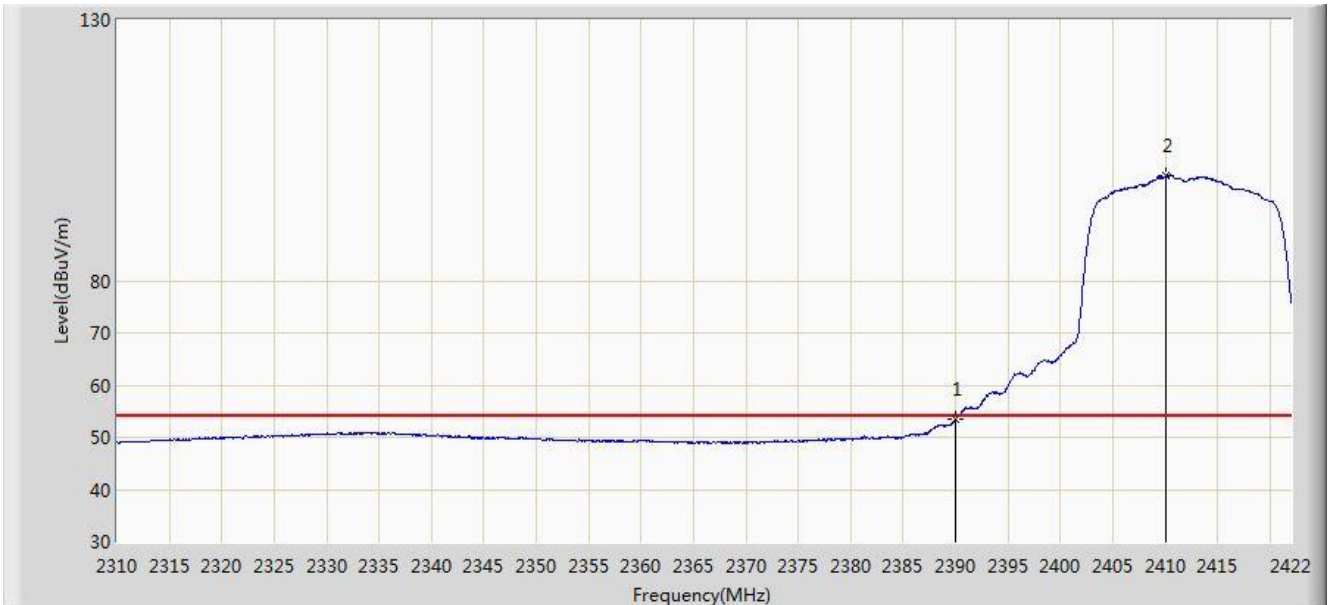


| No | Flag | Mark | Frequency (MHz) | Measure Level (dBuV/m) | Reading Level (dBuV) | Margin (dB) | Limit (dBuV/m) | Factor (dB) | Type |
|----|------|------|-----------------|------------------------|----------------------|-------------|----------------|-------------|------|
| 1 | | | 2389.016 | 69.313 | 36.737 | -4.687 | 74.000 | 32.576 | PK |
| 2 | | | 2390.000 | 67.763 | 35.188 | -6.237 | 74.000 | 32.575 | PK |
| 3 | | * | 2413.152 | 111.013 | 78.467 | N/A | N/A | 32.546 | PK |

Note: Measure Level (dB μ V/m) = Reading Level (dB μ V) + Factor (dB)

Factor (dB) = Cable Loss (dB) + Antenna Factor (dB/m)

| | |
|----------------------------------------------------------------|--------------------------|
| Site: AC2 | Time: 2017/12/14 - 20:40 |
| Limit: FCC_Part15.209_RE(3m) | Engineer: Dandy Li |
| Probe: BBHA9120D_1-18GHz | Polarity: Vertical |
| EUT: G-140W-C | Power: AC 120V/60Hz |
| Test mode: Transmit by 802.11n-HT20 at channel 2412MHz Ant 0+1 | |

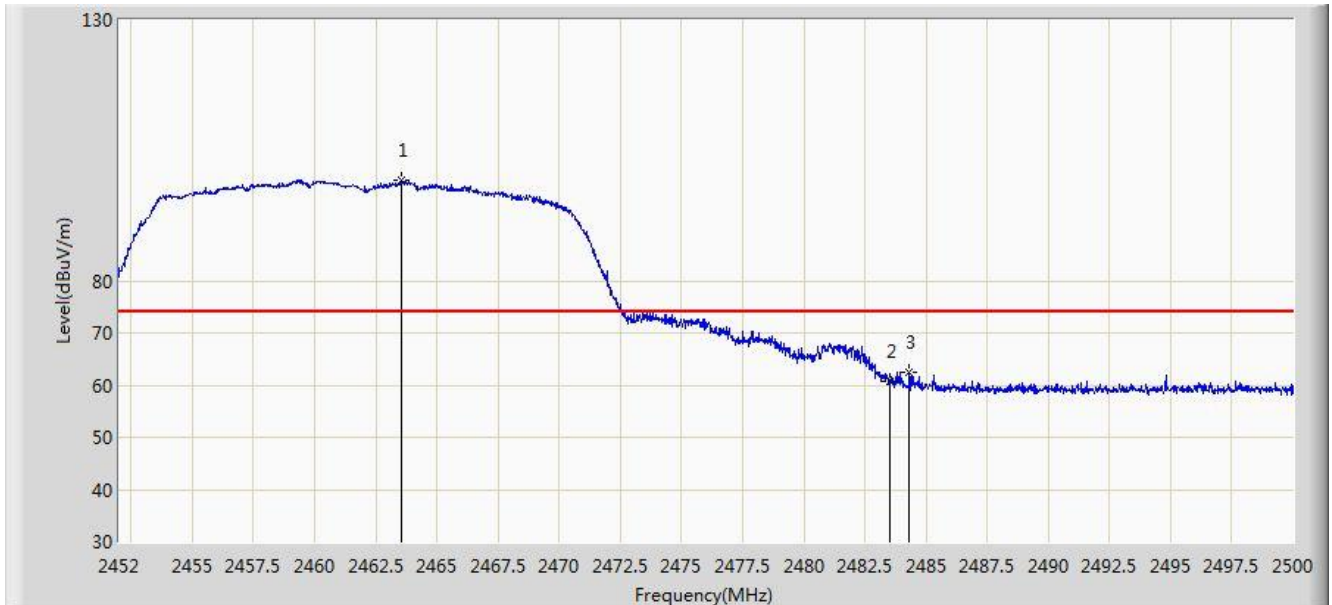


| No | Flag | Mark | Frequency (MHz) | Measure Level (dBuV/m) | Reading Level (dBuV) | Margin (dB) | Limit (dBuV/m) | Factor (dB) | Type |
|----|------|------|-----------------|------------------------|----------------------|-------------|----------------|-------------|------|
| 1 | | | 2390.000 | 53.474 | 20.899 | -0.526 | 54.000 | 32.575 | AV |
| 2 | | * | 2410.016 | 100.034 | 67.484 | N/A | N/A | 32.551 | AV |

Note: Measure Level (dB μ V/m) = Reading Level (dB μ V) + Factor (dB)

Factor (dB) = Cable Loss (dB) + Antenna Factor (dB/m)

| | |
|----------------------------------------------------------------|--------------------------|
| Site: AC2 | Time: 2017/12/14 - 20:56 |
| Limit: FCC_Part15.209_RE(3m) | Engineer: Dandy Li |
| Probe: BBHA9120D_1-18GHz | Polarity: Horizontal |
| EUT: G-140W-C | Power: AC 120V/60Hz |
| Test mode: Transmit by 802.11n-HT20 at channel 2462MHz Ant 0+1 | |



| No | Flag | Mark | Frequency (MHz) | Measure Level (dBuV/m) | Reading Level (dBuV) | Margin (dB) | Limit (dBuV/m) | Factor (dB) | Type |
|----|------|------|-----------------|------------------------|----------------------|-------------|----------------|-------------|------|
| 1 | | * | 2463.520 | 99.157 | 66.614 | N/A | N/A | 32.543 | PK |
| 2 | | | 2483.500 | 60.588 | 27.992 | -13.412 | 74.000 | 32.596 | PK |
| 3 | | | 2484.328 | 62.496 | 29.898 | -11.504 | 74.000 | 32.598 | PK |

Note: Measure Level (dB μ V/m) = Reading Level (dB μ V) + Factor (dB)

Factor (dB) = Cable Loss (dB) + Antenna Factor (dB/m)

| | |
|----------------------------------------------------------------|--------------------------|
| Site: AC2 | Time: 2017/12/14 - 20:58 |
| Limit: FCC_Part15.209_RE(3m) | Engineer: Dandy Li |
| Probe: BBHA9120D_1-18GHz | Polarity: Horizontal |
| EUT: G-140W-C | Power: AC 120V/60Hz |
| Test mode: Transmit by 802.11n-HT20 at channel 2462MHz Ant 0+1 | |

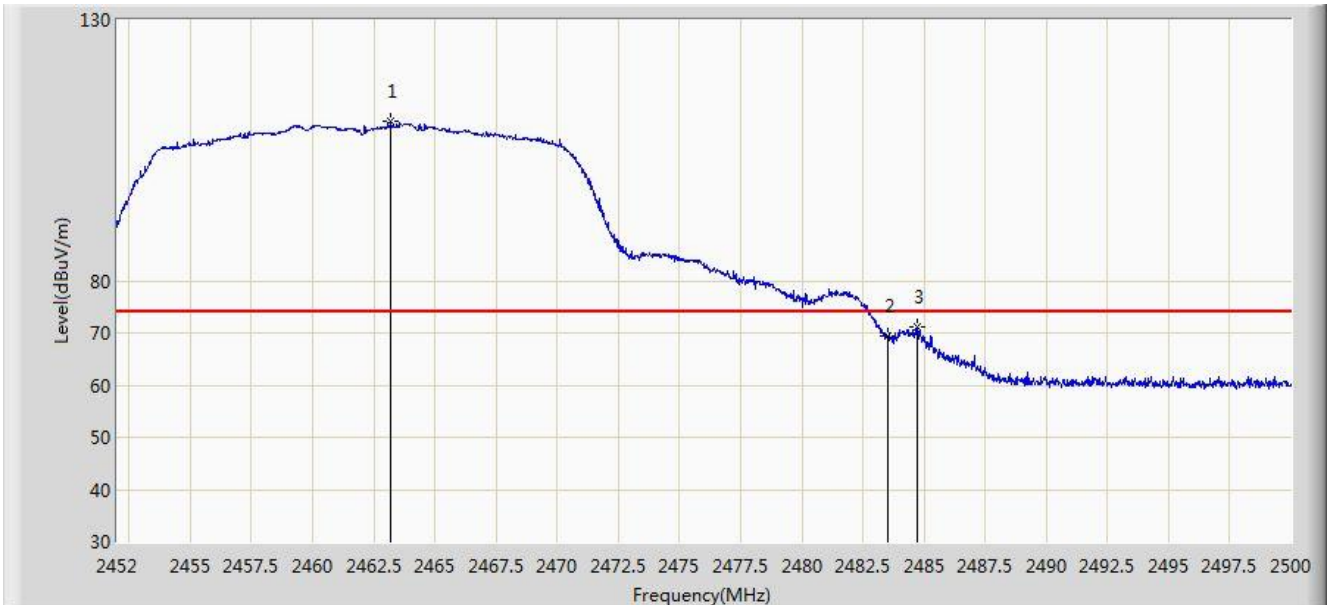


| No | Flag | Mark | Frequency (MHz) | Measure Level (dBuV/m) | Reading Level (dBuV) | Margin (dB) | Limit (dBuV/m) | Factor (dB) | Type |
|----|------|------|-----------------|------------------------|----------------------|-------------|----------------|-------------|------|
| 1 | | * | 2460.496 | 88.856 | 56.319 | N/A | N/A | 32.537 | AV |
| 2 | | | 2483.500 | 48.107 | 15.511 | -5.893 | 54.000 | 32.596 | AV |

Note: Measure Level (dB μ V/m) = Reading Level (dB μ V) + Factor (dB)

Factor (dB) = Cable Loss (dB) + Antenna Factor (dB/m)

| | |
|----------------------------------------------------------------|--------------------------|
| Site: AC2 | Time: 2017/12/14 - 20:56 |
| Limit: FCC_Part15.209_RE(3m) | Engineer: Dandy Li |
| Probe: BBHA9120D_1-18GHz | Polarity: Vertical |
| EUT: G-140W-C | Power: AC 120V/60Hz |
| Test mode: Transmit by 802.11n-HT20 at channel 2462MHz Ant 0+1 | |



| No | Flag | Mark | Frequency (MHz) | Measure Level (dBuV/m) | Reading Level (dBuV) | Margin (dB) | Limit (dBuV/m) | Factor (dB) | Type |
|----|------|------|-----------------|------------------------|----------------------|-------------|----------------|-------------|------|
| 1 | | * | 2463.184 | 110.525 | 77.983 | N/A | N/A | 32.542 | PK |
| 2 | | | 2483.500 | 69.403 | 36.807 | -4.597 | 74.000 | 32.596 | PK |
| 3 | | | 2484.736 | 71.292 | 38.693 | -2.708 | 74.000 | 32.599 | PK |

Note: Measure Level (dB μ V/m) = Reading Level (dB μ V) + Factor (dB)

Factor (dB) = Cable Loss (dB) + Antenna Factor (dB/m)

| | |
|----------------------------------------------------------------|--------------------------|
| Site: AC2 | Time: 2017/12/14 - 20:55 |
| Limit: FCC_Part15.209_RE(3m) | Engineer: Dandy Li |
| Probe: BBHA9120D_1-18GHz | Polarity: Vertical |
| EUT: G-140W-C | Power: AC 120V/60Hz |
| Test mode: Transmit by 802.11n-HT20 at channel 2462MHz Ant 0+1 | |

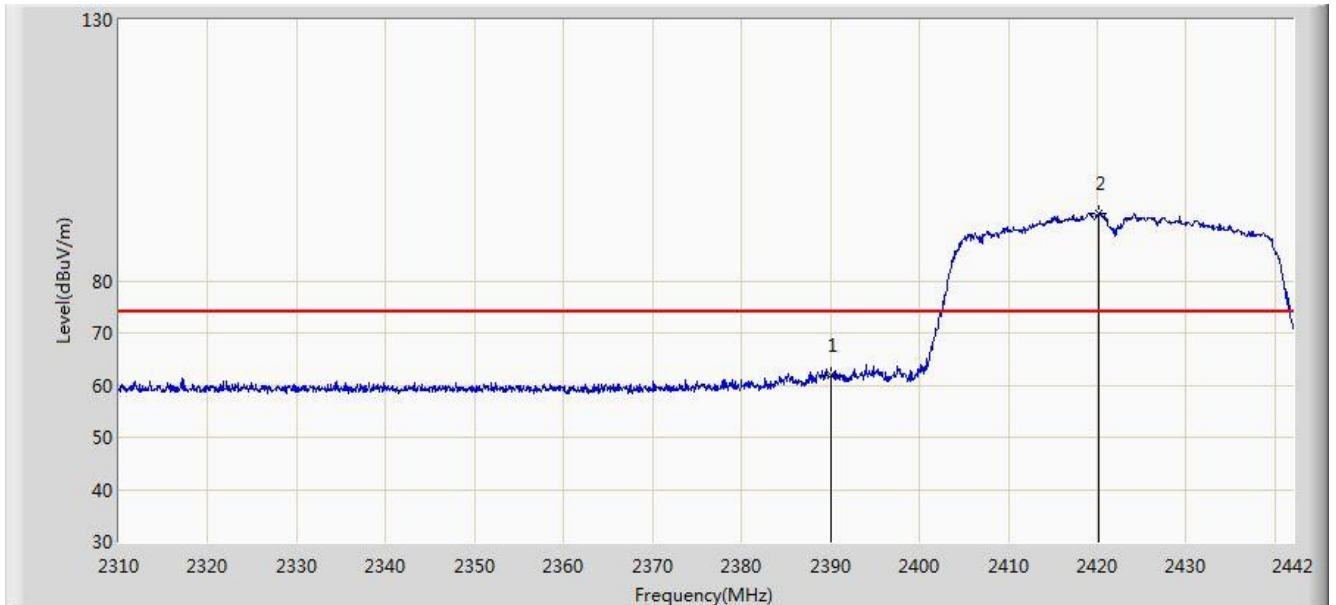


| No | Flag | Mark | Frequency (MHz) | Measure Level (dBuV/m) | Reading Level (dBuV) | Margin (dB) | Limit (dBuV/m) | Factor (dB) | Type |
|----|------|------|-----------------|------------------------|----------------------|-------------|----------------|-------------|------|
| 1 | | * | 2463.496 | 99.414 | 66.871 | N/A | N/A | 32.543 | AV |
| 2 | | | 2483.500 | 52.947 | 20.351 | -1.053 | 54.000 | 32.596 | AV |

Note: Measure Level (dB μ V/m) = Reading Level (dB μ V) + Factor (dB)

Factor (dB) = Cable Loss (dB) + Antenna Factor (dB/m)

| | |
|----------------------------------------------------------------|--------------------------|
| Site: AC2 | Time: 2017/12/14 - 21:16 |
| Limit: FCC_Part15.209_RE(3m) | Engineer: Dandy Li |
| Probe: BBHA9120D_1-18GHz | Polarity: Horizontal |
| EUT: G-140W-C | Power: AC 120V/60Hz |
| Test mode: Transmit by 802.11n-HT40 at channel 2422MHz Ant 0+1 | |

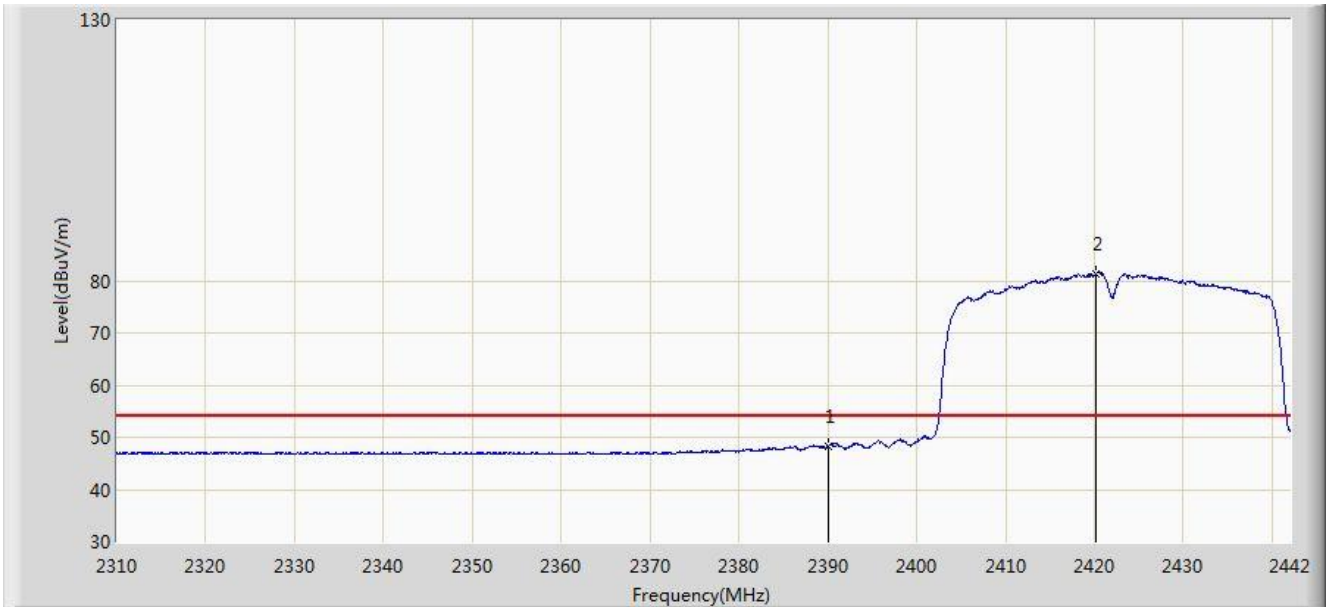


| No | Flag | Mark | Frequency (MHz) | Measure Level (dBuV/m) | Reading Level (dBuV) | Margin (dB) | Limit (dBuV/m) | Factor (dB) | Type |
|----|------|------|-----------------|------------------------|----------------------|-------------|----------------|-------------|------|
| 1 | | | 2390.000 | 61.995 | 29.420 | -12.005 | 74.000 | 32.575 | PK |
| 2 | | * | 2420.220 | 93.015 | 60.478 | N/A | N/A | 32.536 | PK |

Note: Measure Level (dB μ V/m) = Reading Level (dB μ V) + Factor (dB)

Factor (dB) = Cable Loss (dB) + Antenna Factor (dB/m)

| | |
|----------------------------------------------------------------|--------------------------|
| Site: AC2 | Time: 2017/12/14 - 21:17 |
| Limit: FCC_Part15.209_RE(3m) | Engineer: Dandy Li |
| Probe: BBHA9120D_1-18GHz | Polarity: Horizontal |
| EUT: G-140W-C | Power: AC 120V/60Hz |
| Test mode: Transmit by 802.11n-HT40 at channel 2422MHz Ant 0+1 | |

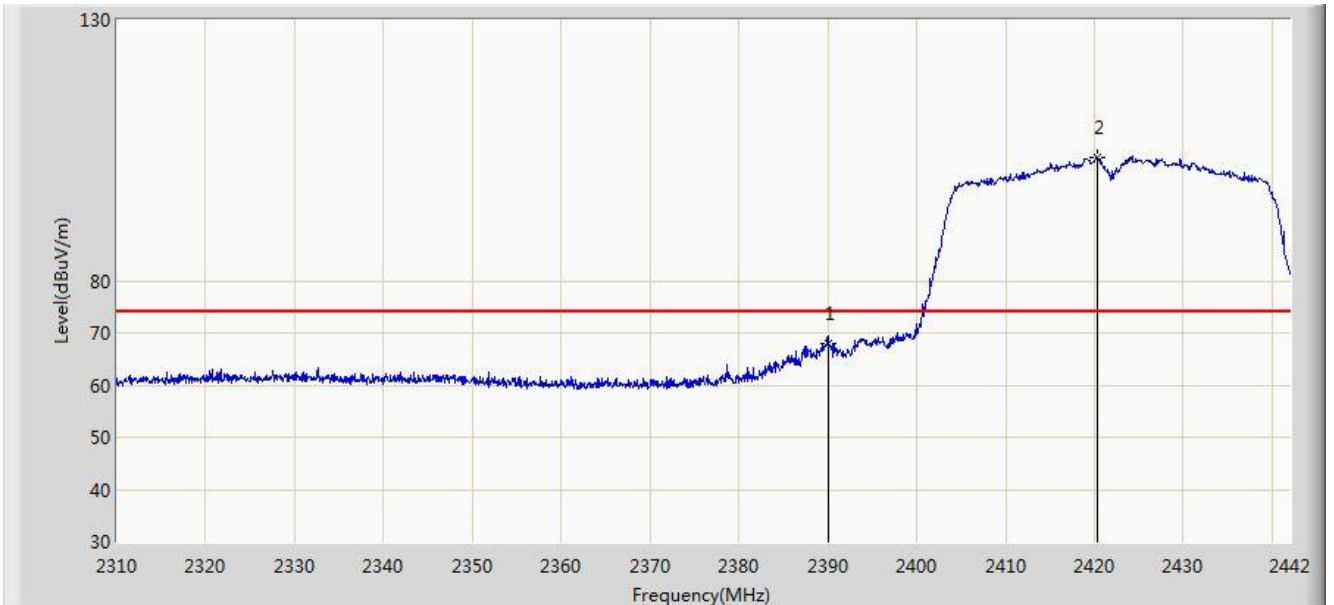


| No | Flag | Mark | Frequency (MHz) | Measure Level (dBuV/m) | Reading Level (dBuV) | Margin (dB) | Limit (dBuV/m) | Factor (dB) | Type |
|----|------|------|-----------------|------------------------|----------------------|-------------|----------------|-------------|------|
| 1 | | | 2390.000 | 48.132 | 15.557 | -5.868 | 54.000 | 32.575 | AV |
| 2 | | * | 2420.220 | 81.429 | 48.892 | N/A | N/A | 32.536 | AV |

Note: Measure Level (dB μ V/m) = Reading Level (dB μ V) + Factor (dB)

Factor (dB) = Cable Loss (dB) + Antenna Factor (dB/m)

| | |
|----------------------------------------------------------------|--------------------------|
| Site: AC2 | Time: 2017/12/14 - 21:15 |
| Limit: FCC_Part15.209_RE(3m) | Engineer: Dandy Li |
| Probe: BBHA9120D_1-18GHz | Polarity: Vertical |
| EUT: G-140W-C | Power: AC 120V/60Hz |
| Test mode: Transmit by 802.11n-HT40 at channel 2422MHz Ant 0+1 | |

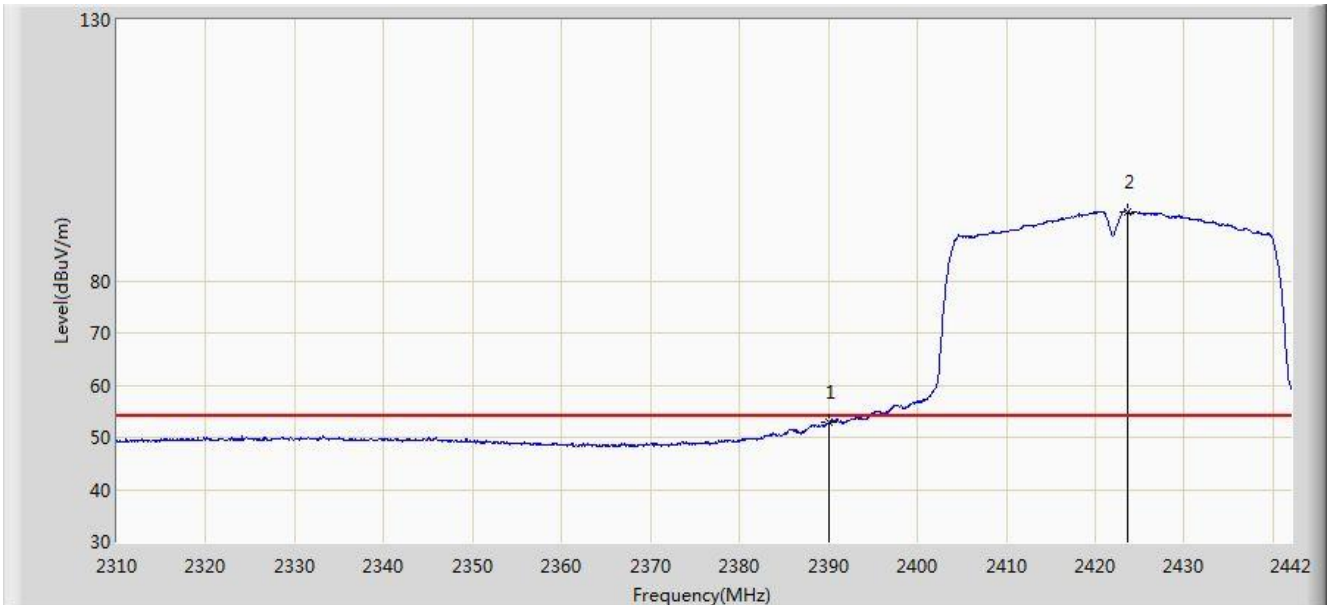


| No | Flag | Mark | Frequency (MHz) | Measure Level (dBuV/m) | Reading Level (dBuV) | Margin (dB) | Limit (dBuV/m) | Factor (dB) | Type |
|----|------|------|-----------------|------------------------|----------------------|-------------|----------------|-------------|------|
| 1 | | | 2390.000 | 68.041 | 35.466 | -5.959 | 74.000 | 32.575 | PK |
| 2 | | * | 2420.352 | 103.539 | 71.003 | N/A | N/A | 32.536 | PK |

Note: Measure Level (dB μ V/m) = Reading Level (dB μ V) + Factor (dB)

Factor (dB) = Cable Loss (dB) + Antenna Factor (dB/m)

| | |
|----------------------------------------------------------------|--------------------------|
| Site: AC2 | Time: 2017/12/14 - 21:14 |
| Limit: FCC_Part15.209_RE(3m) | Engineer: Dandy Li |
| Probe: BBHA9120D_1-18GHz | Polarity: Vertical |
| EUT: G-140W-C | Power: AC 120V/60Hz |
| Test mode: Transmit by 802.11n-HT40 at channel 2422MHz Ant 0+1 | |

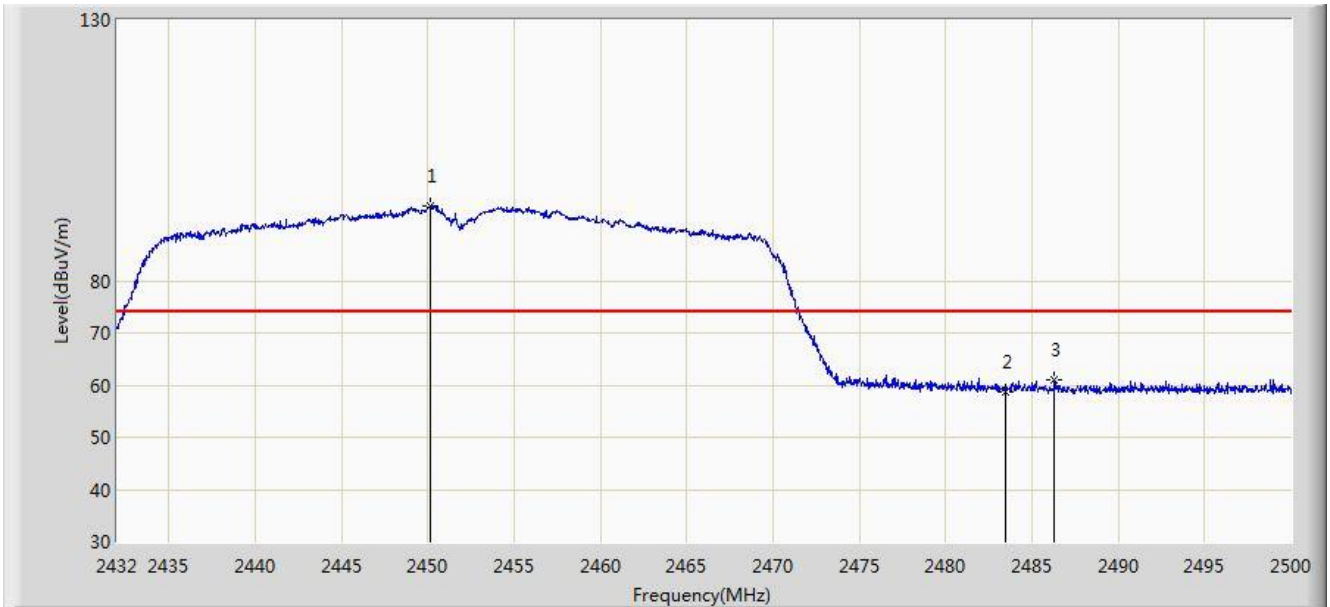


| No | Flag | Mark | Frequency (MHz) | Measure Level (dBuV/m) | Reading Level (dBuV) | Margin (dB) | Limit (dBuV/m) | Factor (dB) | Type |
|----|------|------|-----------------|------------------------|----------------------|-------------|----------------|-------------|------|
| 1 | | | 2390.000 | 52.942 | 20.367 | -1.058 | 54.000 | 32.575 | AV |
| 2 | | * | 2423.652 | 93.204 | 60.672 | N/A | N/A | 32.532 | AV |

Note: Measure Level (dB μ V/m) = Reading Level (dB μ V) + Factor (dB)

Factor (dB) = Cable Loss (dB) + Antenna Factor (dB/m)

| | |
|----------------------------------------------------------------|--------------------------|
| Site: AC2 | Time: 2017/12/14 - 21:36 |
| Limit: FCC_Part15.209_RE(3m) | Engineer: Dandy Li |
| Probe: BBHA9120D_1-18GHz | Polarity: Horizontal |
| EUT: G-140W-C | Power: AC 120V/60Hz |
| Test mode: Transmit by 802.11n-HT40 at channel 2452MHz Ant 0+1 | |

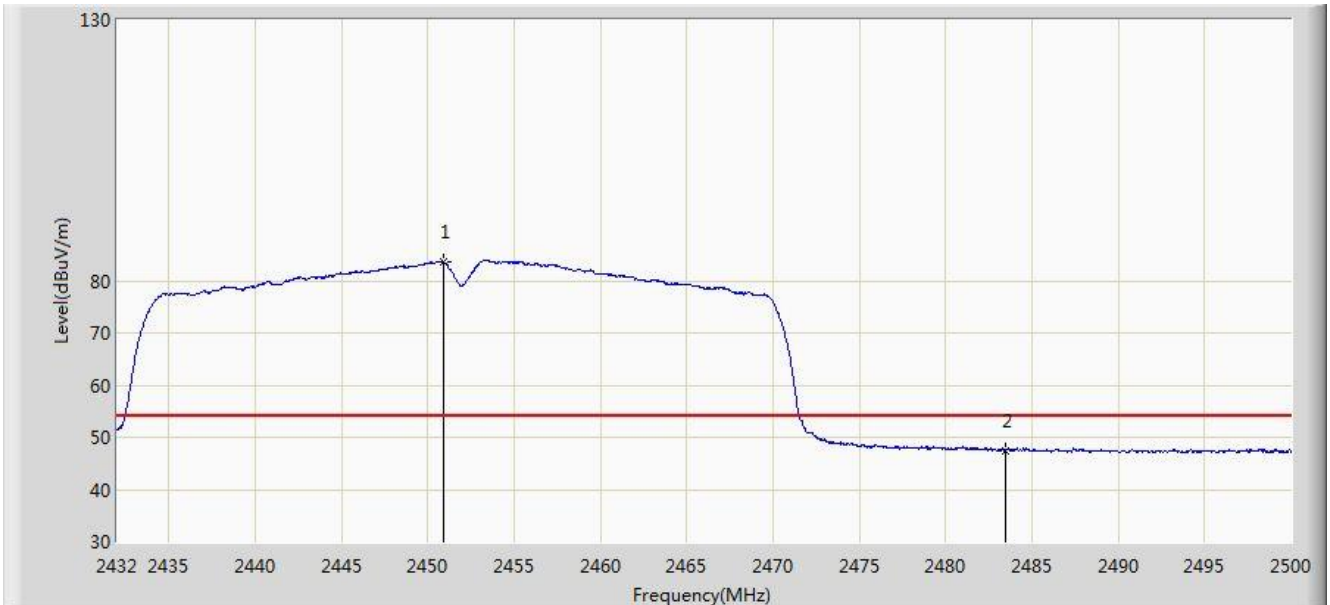


| No | Flag | Mark | Frequency (MHz) | Measure Level (dBuV/m) | Reading Level (dBuV) | Margin (dB) | Limit (dBuV/m) | Factor (dB) | Type |
|----|------|------|-----------------|------------------------|----------------------|-------------|----------------|-------------|------|
| 1 | | * | 2450.156 | 94.245 | 61.731 | N/A | N/A | 32.514 | PK |
| 2 | | | 2483.500 | 58.757 | 26.161 | -15.243 | 74.000 | 32.596 | PK |
| 3 | | | 2486.298 | 60.906 | 28.303 | -13.094 | 74.000 | 32.603 | PK |

Note: Measure Level (dB μ V/m) = Reading Level (dB μ V) + Factor (dB)

Factor (dB) = Cable Loss (dB) + Antenna Factor (dB/m)

| | |
|----------------------------------------------------------------|--------------------------|
| Site: AC2 | Time: 2017/12/14 - 21:37 |
| Limit: FCC_Part15.209_RE(3m) | Engineer: Dandy Li |
| Probe: BBHA9120D_1-18GHz | Polarity: Horizontal |
| EUT: G-140W-C | Power: AC 120V/60Hz |
| Test mode: Transmit by 802.11n-HT40 at channel 2452MHz Ant 0+1 | |



| No | Flag | Mark | Frequency (MHz) | Measure Level (dBuV/m) | Reading Level (dBuV) | Margin (dB) | Limit (dBuV/m) | Factor (dB) | Type |
|----|------|------|-----------------|------------------------|----------------------|-------------|----------------|-------------|------|
| 1 | | * | 2450.904 | 83.617 | 51.102 | N/A | N/A | 32.515 | AV |
| 2 | | | 2483.500 | 47.508 | 14.912 | -6.492 | 54.000 | 32.596 | AV |

Note: Measure Level (dB μ V/m) = Reading Level (dB μ V) + Factor (dB)

Factor (dB) = Cable Loss (dB) + Antenna Factor (dB/m)

| | |
|----------------------------------------------------------------|--------------------------|
| Site: AC2 | Time: 2017/12/14 - 21:35 |
| Limit: FCC_Part15.209_RE(3m) | Engineer: Dandy Li |
| Probe: BBHA9120D_1-18GHz | Polarity: Vertical |
| EUT: G-140W-C | Power: AC 120V/60Hz |
| Test mode: Transmit by 802.11n-HT40 at channel 2452MHz Ant 0+1 | |

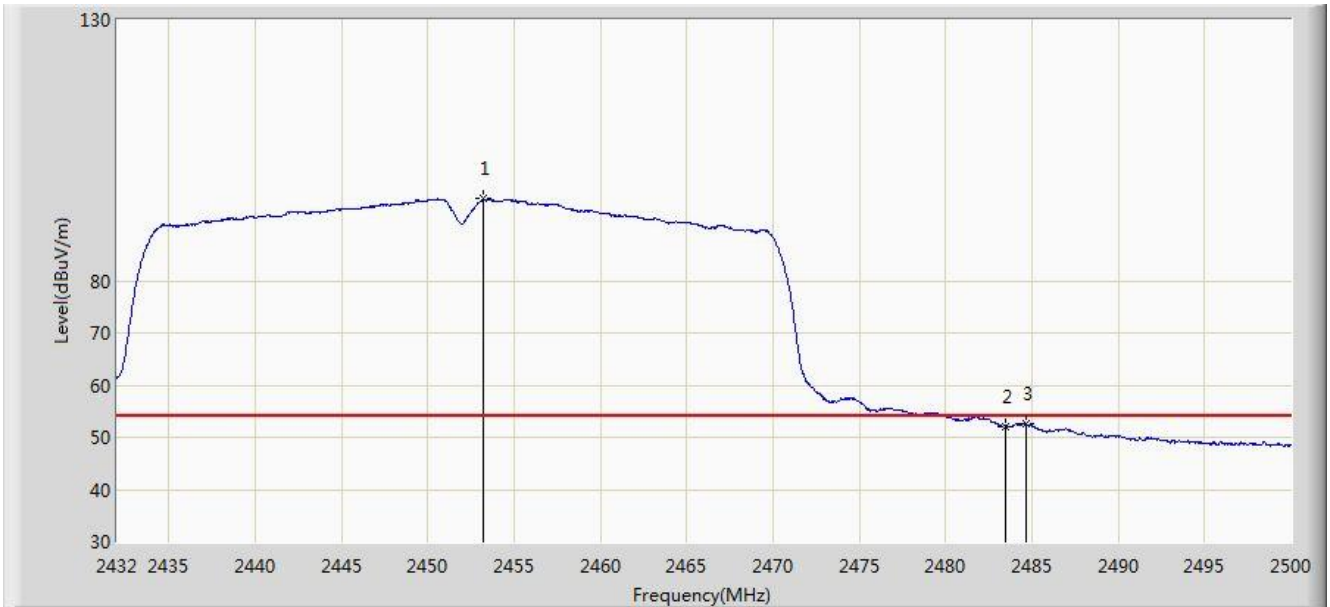


| No | Flag | Mark | Frequency (MHz) | Measure Level (dBuV/m) | Reading Level (dBuV) | Margin (dB) | Limit (dBuV/m) | Factor (dB) | Type |
|----|------|------|-----------------|------------------------|----------------------|-------------|----------------|-------------|------|
| 1 | | * | 2450.156 | 105.966 | 73.452 | N/A | N/A | 32.514 | PK |
| 2 | | | 2483.500 | 65.784 | 33.188 | -8.216 | 74.000 | 32.596 | PK |
| 3 | | | 2484.870 | 69.209 | 36.610 | -4.791 | 74.000 | 32.599 | PK |

Note: Measure Level (dB μ V/m) = Reading Level (dB μ V) + Factor (dB)

Factor (dB) = Cable Loss (dB) + Antenna Factor (dB/m)

| | |
|----------------------------------------------------------------|--------------------------|
| Site: AC2 | Time: 2017/12/14 - 21:33 |
| Limit: FCC_Part15.209_RE(3m) | Engineer: Dandy Li |
| Probe: BBHA9120D_1-18GHz | Polarity: Vertical |
| EUT: G-140W-C | Power: AC 120V/60Hz |
| Test mode: Transmit by 802.11n-HT40 at channel 2452MHz Ant 0+1 | |



| No | Flag | Mark | Frequency (MHz) | Measure Level (dBuV/m) | Reading Level (dBuV) | Margin (dB) | Limit (dBuV/m) | Factor (dB) | Type |
|----|------|------|-----------------|------------------------|----------------------|-------------|----------------|-------------|------|
| 1 | | * | 2453.250 | 95.690 | 63.169 | N/A | N/A | 32.520 | AV |
| 2 | | | 2483.500 | 52.169 | 19.573 | -1.831 | 54.000 | 32.596 | AV |
| 3 | | | 2484.632 | 52.611 | 20.012 | -1.389 | 54.000 | 32.599 | AV |

Note: Measure Level (dB μ V/m) = Reading Level (dB μ V) + Factor (dB)

Factor (dB) = Cable Loss (dB) + Antenna Factor (dB/m)

7.8. AC Conducted Emissions Measurement

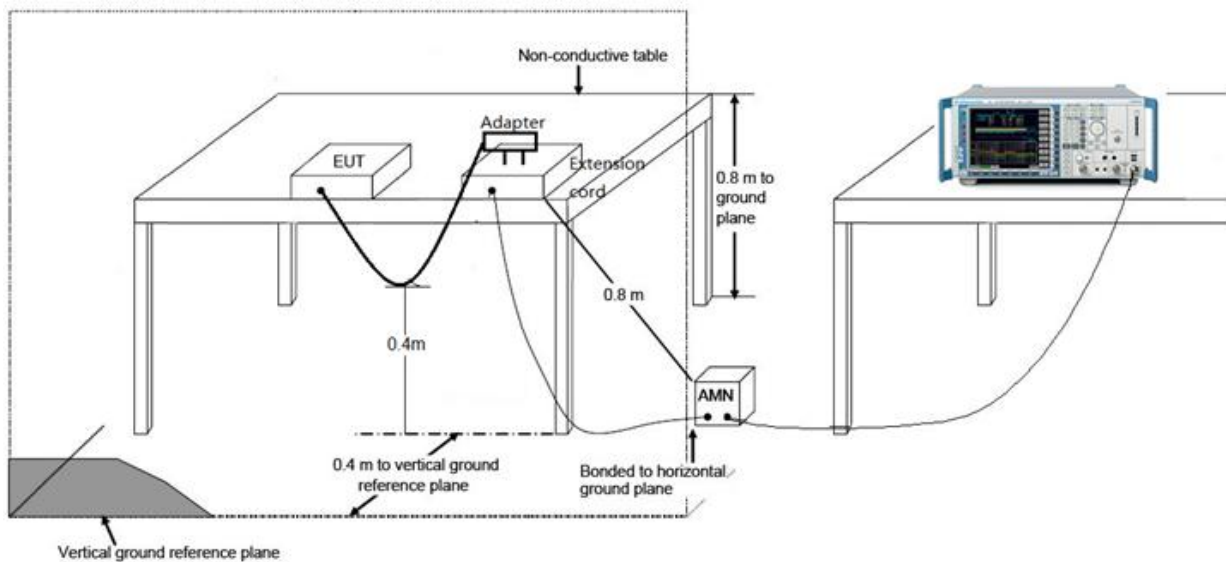
7.8.1. Test Limit

| FCC 15.207 Limits | | |
|-------------------|-----------|-----------|
| Frequency (MHz) | QP (dBuV) | AV (dBuV) |
| 0.15 ~ 0.50 | 66 ~ 56 | 56 ~ 46 |
| 0.50 ~ 5.0 | 56 | 46 |
| 5.0 ~ 30 | 60 | 50 |

Note 1: The lower limit shall apply at the transition frequencies.

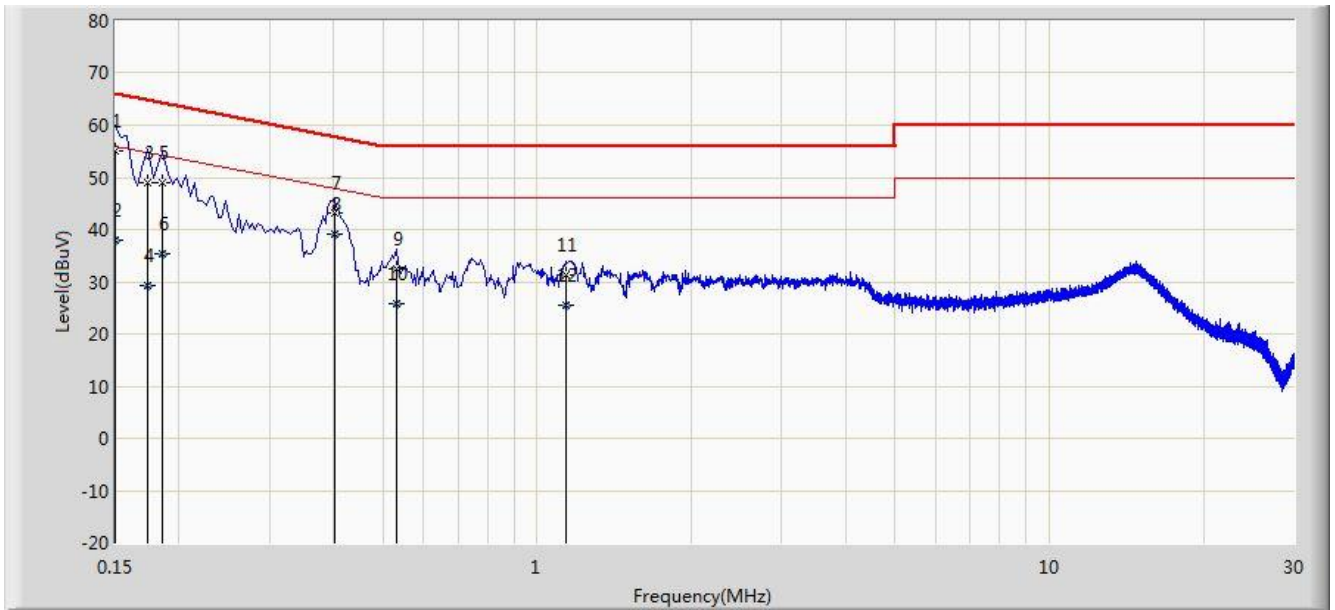
Note 2: The limit decreases linearly with the logarithm of the frequency in the range 0.15MHz to 0.5MHz.

7.8.2. Test Setup



7.8.3. Test Result

| | |
|-----------------------------------------|--------------------------|
| Site: SR2 | Time: 2018/01/07 - 11:18 |
| Limit: FCC_Part15.207_CE_AC Power | Engineer: Bruce Wang |
| Probe: ENV216_101683_Filter On | Polarity: Line |
| EUT: G-140W-C | Power: AC 120V/60Hz |
| Worst Case: Test Mode 1 with Adapter #1 | |

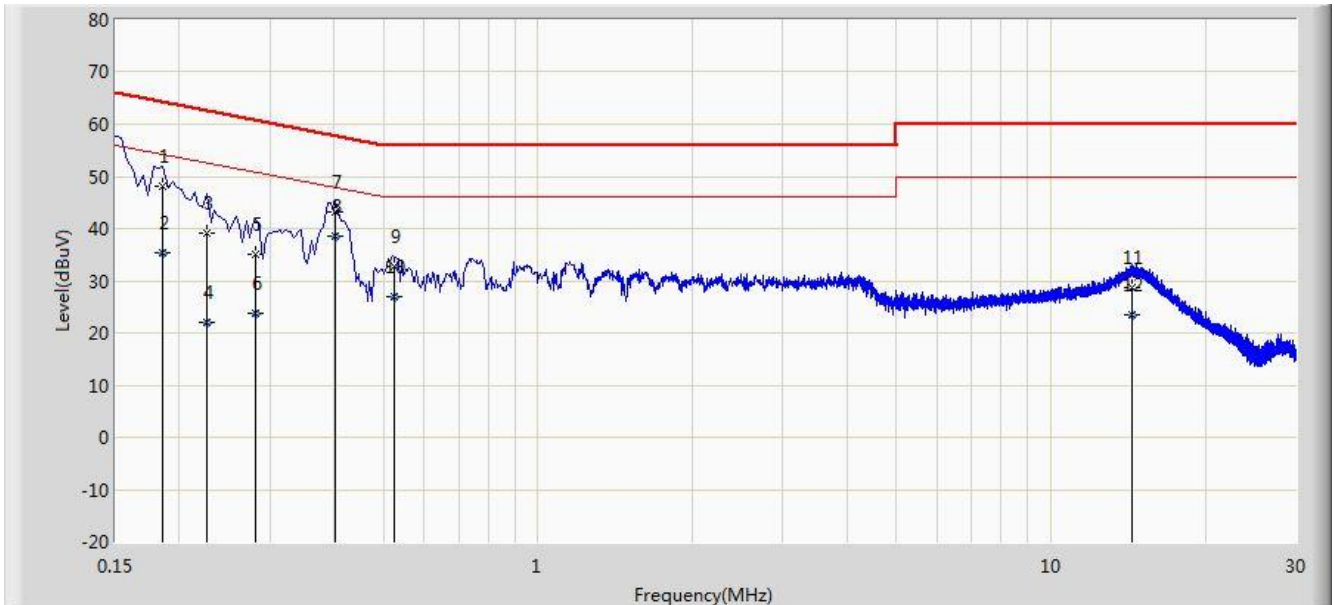


| No | Flag | Mark | Frequency (MHz) | Measure Level (dBuV) | Reading Level (dBuV) | Margin (dB) | Limit (dBuV) | Factor (dB) | Type |
|----|------|------|-----------------|----------------------|----------------------|-------------|--------------|-------------|------|
| 1 | | | 0.150 | 55.017 | 43.848 | -10.983 | 66.000 | 11.168 | QP |
| 2 | | | 0.150 | 37.908 | 26.739 | -18.092 | 56.000 | 11.168 | AV |
| 3 | | | 0.174 | 48.949 | 38.881 | -15.819 | 64.767 | 10.068 | QP |
| 4 | | | 0.174 | 29.217 | 19.149 | -25.550 | 54.767 | 10.068 | AV |
| 5 | | | 0.186 | 49.010 | 38.971 | -15.204 | 64.213 | 10.039 | QP |
| 6 | | | 0.186 | 35.363 | 25.324 | -18.851 | 54.213 | 10.039 | AV |
| 7 | | | 0.402 | 43.296 | 33.209 | -14.516 | 57.812 | 10.087 | QP |
| 8 | | * | 0.402 | 39.162 | 29.075 | -8.650 | 47.812 | 10.087 | AV |
| 9 | | | 0.530 | 32.441 | 22.290 | -23.559 | 56.000 | 10.151 | QP |
| 10 | | | 0.530 | 25.845 | 15.694 | -20.155 | 46.000 | 10.151 | AV |
| 11 | | | 1.142 | 31.283 | 21.379 | -24.717 | 56.000 | 9.904 | QP |
| 12 | | | 1.142 | 25.523 | 15.619 | -20.477 | 46.000 | 9.904 | AV |

Note: Measure Level (dBμV) = Reading Level (dBμV) + Factor (dB)

Factor (dB) = Cable Loss (dB) + LISN Factor (dB)

| | |
|-----------------------------------------|--------------------------|
| Site: SR2 | Time: 2018/01/07 - 11:25 |
| Limit: FCC_Part15.207_CE_AC Power | Engineer: Bruce Wang |
| Probe: ENV216_101683_Filter On | Polarity: Neutral |
| EUT: G-140W-C | Power: AC 120V/60Hz |
| Worst Case: Test Mode 1 with Adapter #1 | |



| No | Flag | Mark | Frequency (MHz) | Measure Level (dBuV) | Reading Level (dBuV) | Margin (dB) | Limit (dBuV) | Factor (dB) | Type |
|----|------|------|-----------------|----------------------|----------------------|-------------|--------------|-------------|------|
| 1 | | | 0.186 | 48.236 | 38.201 | -15.977 | 64.213 | 10.035 | QP |
| 2 | | | 0.186 | 35.275 | 25.240 | -18.939 | 54.213 | 10.035 | AV |
| 3 | | | 0.226 | 39.012 | 29.029 | -23.584 | 62.595 | 9.982 | QP |
| 4 | | | 0.226 | 21.996 | 12.013 | -30.600 | 52.595 | 9.982 | AV |
| 5 | | | 0.282 | 35.135 | 25.111 | -25.621 | 60.757 | 10.025 | QP |
| 6 | | | 0.282 | 23.775 | 13.750 | -26.982 | 50.757 | 10.025 | AV |
| 7 | | | 0.402 | 43.095 | 32.982 | -14.717 | 57.812 | 10.114 | QP |
| 8 | | * | 0.402 | 38.661 | 28.548 | -9.151 | 47.812 | 10.114 | AV |
| 9 | | | 0.526 | 32.816 | 22.644 | -23.184 | 56.000 | 10.172 | QP |
| 10 | | | 0.526 | 26.993 | 16.821 | -19.007 | 46.000 | 10.172 | AV |
| 11 | | | 14.338 | 28.649 | 18.547 | -31.351 | 60.000 | 10.102 | QP |
| 12 | | | 14.338 | 23.493 | 13.391 | -26.507 | 50.000 | 10.102 | AV |

Note: Measure Level (dBμV) = Reading Level (dBμV) + Factor (dB)

Factor (dB) = Cable Loss (dB) + LISN Factor (dB)

8. CONCLUSION

The data collected relate only the item(s) tested and show that the **G-140W-C, FCC ID: SFK-140W** is in compliance with Part 15C of the FCC Rules.

_____ The End _____