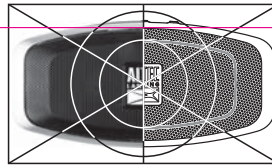


PORTA

POCKET SPEAKER




Quick Start Guide

Item # IMW279



1. Make sure the following items are included in your package.

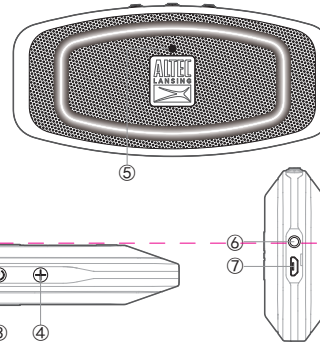


IMW279
Porta Pocket Speaker

A

2. For a look at the various buttons on your speaker, view the graphic below.

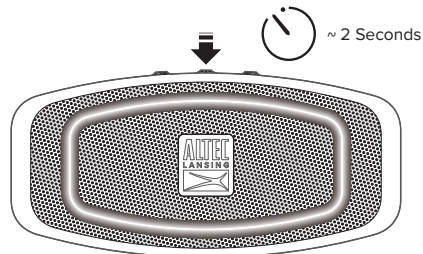
- ① LED Light Indicator
- ② Volume -
- ③ Power / Play / Pause / Answer
- ④ Volume +
- ⑤ Microphone
- ⑥ AUX IN Port
- ⑦ Charging Port



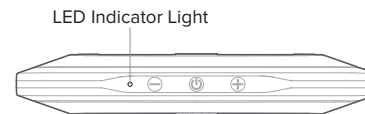
4. Pairing Your Speaker With a Bluetooth Phone

To power on your speaker, press and hold the Power button for approximately two seconds.

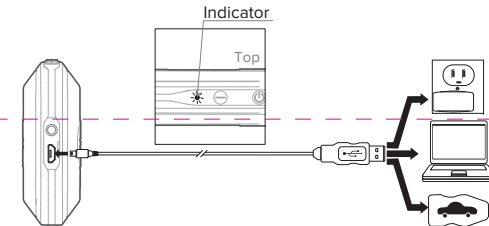
Once powered on, you will hear your speaker audibly say "Powering ON."



Immediately after powering on your speaker, the LED Indicator Light will alternately flash red and blue to indicate that your speaker is ready to be paired.



3. **Charging:** In order to charge your speaker's internal battery, connect one end of the included USB Cable to the Charging Port on your speaker. Connect the other to an available USB port on your computer or into a suitable USB wall adapter. The LED Indicator Light turns red when charging. Your speaker can take approximately three hours to fully charge when the internal battery is drained.



Go to the Bluetooth Manager on your phone.

Search Bluetooth devices and select "Altec Porta Speaker" to start connecting. Once paired, the LED Indicator Light will slowly flash blue every few seconds.



5. Listening to Music on Your Speaker

Play/Pause

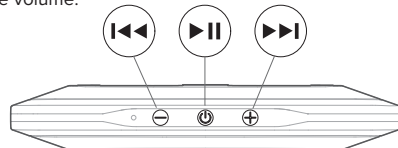
Press the Power button to get music from your audio source to play or pause.

Next/Previous Song

Press and hold the Volume + or Volume - buttons to advance to the next song in a playlist or to go back to the previous one.

Increase/Decrease Volume

Quickly tap the Volume + or Volume - buttons to increase or decrease the volume.



6. Using Your Speaker to Take Phone Calls

Answering a Call

Quickly press the Power button to answer an incoming call.

Ending a Call

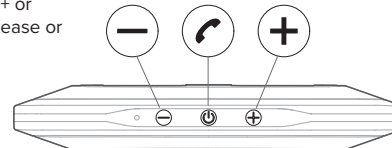
When you are finished talking, quickly press the Power button to end a call.

Last Number Re-dialing

Press the Power button twice to re-dial the last number called.

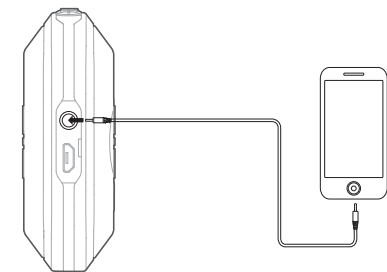
Increase/Decrease Volume

Quickly tap the Volume + or Volume - buttons to increase or decrease the volume.



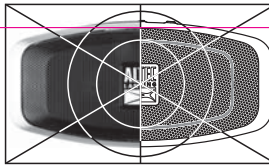
7. Wired External Audio Input

You can also use the included 3.5mm AUX Cable to connect audio devices through the AUX In Port on your speaker.



PORTA

POCKET SPEAKER



Quick Start Guide

Item # IMW279



Care & Maintenance

- Before using your speaker, inspect the ports and jacks to make sure that they are clear of dust and debris before charging or inserting an AUX Cable.
- Use a soft cloth to clean your speaker. Never use any harsh chemicals or detergents. Make sure your speaker is dry before using.
- When your speaker is not in use, it should be stored in a cool, dry place.
- Never tug or yank on the charging cable or AUX Cable while they are connected to your speaker. Connect and disconnect these cables as carefully as possible.
- Never expose your speaker to high temperatures, extreme cold, high humidity or excessive moisture or water.
- Give your ears a break. Do not listen to your speaker at high volumes for extended periods of time.
- Please recycle or dispose of your speaker properly based on the laws and rules of your municipality.

Contact local recycling facilities and/or the manufacturer of your speaker for further information.



Important Safety Precautions & Battery Information

1. Do not allow children or the infirm to play with your speaker without adult supervision.
2. Do not expose your speaker to excessive heat, flames or fire.
3. Always press all buttons carefully. Do not manhandle your speaker.
4. Do not use in extremely dry environments, as this can lead to static discharge during usage.
5. Do not expose your speaker to temperatures above 40°C. Keep out of direct sunlight.
6. Do not attempt to repair this product yourself. Contact a qualified service center if your speaker is in need of service.
7. Do not drop, puncture or expose your speaker to excessive trauma.
8. Your speaker is not intended for commercial use.
9. Do not place near objects that generate a strong magnetic field.
10. Unplug this device when not in use for long periods of time or during lightning storms.
11. The device is equipped with an integrated lithium-polymer battery. The battery cannot be replaced. Do not attempt to remove the battery from the device.
12. The battery used in this device may present a risk of fire or chemical burn if mistreated.



POCKET SIZED
PORTABLE



6 HOURS OF
PLAYTIME



IPX5
WATER
RESISTANT



HANDS-FREE
SPEAKERPHONE

Technical Support

For technical support issues please visit our website at www.alteclansing.com. You can find manuals, software and FAQ's at the website. Can't find what you are looking for? Call 1-855-292-4087 to access our technical support information on the phone.

Altec Lansing One Year Warranty Card

This warranty covers the original consumer purchaser only and is not transferable.

This warranty covers products that fail to function properly UNDER NORMAL USAGE, due to defects in material or workmanship. Your product will be repaired or replaced at no charge for parts or labor for a period of one year.

What Is Not Covered by Warranty

Damages or malfunctions not resulting from defects in material or workmanship and damages or malfunctions from other than normal use, including but limited to, repair by unauthorized parties, tampering, modification or accident.

To Obtain Warranty Service and Troubleshooting information:

Call 1-855-292-4087 or Visit our website at www.alteclansing.com.

To receive Warranty service along with the name and address of an authorized product service center, the original consumer purchaser must contact us for problem determination and service procedures. Proof of purchase in the form of a bill of sale or receipted invoice, evidencing that the Product is within the applicable Warranty period(s), MUST be presented in order to obtain the requested service. It is your responsibility to properly package and send any defective products along with a dated copy of proof of purchase, a written explanation of the problem, and a valid return address to the authorized service center at your expense. Do not include any other items or accessories with the defective product. Any products received by the authorized service center that are not covered by warranty will be returned unrepaid.

NO WARRANTIES, WHETHER EXPRESS OR IMPLIED, INCLUDING, BUT NOT LIMITED TO, ANY IMPLIED WARRANTIES OF MERCHANTABILITY OR FITNESS FOR A PARTICULAR PURPOSE, OTHER THAN THOSE EXPRESSLY DESCRIBED ABOVE SHALL APPLY. DISTRIBUTOR FURTHER DISCLAIMS ALL WARRANTIES AFTER THE EXPRESS WARRANTY PERIOD STATED ABOVE. NO OTHER EXPRESS WARRANTY OR GUARANTY GIVEN BY ANY PERSON, FIRM OR ENTITY WITH RESPECT TO THE PRODUCT SHALL BE BINDING ON DISTRIBUTOR. REPAIR, REPLACEMENT, OR REFUND OF THE ORIGINAL PURCHASE PRICE - AT DISTRIBUTOR'S SOLE DISCRETION -ARE THE EXCLUSIVE REMEDIES OF THE CONSUMER. IN NO EVENT WILL DISTRIBUTOR, ITS MANUFACTURERS, OR SAKAR INT. BE LIABLE FOR ANY INCIDENTAL, DIRECT, INDIRECT, SPECIAL, PUNITIVE OR CONSEQUENTIAL DAMAGES (SUCH AS, BUT NOT LIMITED TO, DAMAGES FOR LOSS OF PROFITS, BUSINESS, SAVINGS, DATA OR RECORDS) CAUSED BY THE USE, MISUSE OR INABILITY TO USE THE PRODUCT. EXCEPT AS STATED HEREIN, NO OTHER WARRANTIES SHALL APPLY. NOTWITHSTANDING THE FOREGOING, CONSUMER'S RECOVERY AGAINST DISTRIBUTOR SHALL NOT EXCEED THE PURCHASE PRICE OF THE PRODUCT SOLD BY DISTRIBUTOR. THIS WARRANTY SHALL NOT EXTEND TO ANYONE OTHER THAN THE ORIGINAL CONSUMER WHO PURCHASED THE PRODUCT AND IS NOT TRANSFERABLE.

Some countries, states or provinces do not allow the exclusion or limitation of incidental or consequential damages or allow limitations on warranties, so limitation or exclusions may not apply to you. This warranty gives you specific legal rights, and you may have other rights that vary from state to state or province to province. Contact your authorized retailer to determine if another warranty applies. This product is manufactured, distributed and sold by SAKAR International, Inc. All other trademarks are the property of the respective owner, who has not sponsored, endorsed or approved this product.

This device complies with part 15 of the FCC rules. Operation is subject to the following two conditions: (1) this device may not cause harmful interference, and (2) this device must accept any interference received, including interference that may cause undesired operation.

Caution: Changes or modifications not expressly approved by the party responsible for compliance could void the user's authority to operate the equipment.

NOTE: This equipment has been tested and found to comply with the limits for a Class B digital device, pursuant to Part 15 of the FCC Rules, These limits are designed to provide reasonable protection against harmful interference in a residential installation. This equipment generates. Uses and can radiate radio frequency energy and, if not installed and used in accordance with instructions. May cause harmful interference to radio or -television reception, which can be determined by turning the equipment off and on, the user is encouraged to try to correct the interference by one or more of the following measures:

- Reorient or relocate the receiving antenna.
- Increase the separation between the equipment and receiver.
- Connect the equipment into an outlet on a circuit different from that to which the receiver is connected.
- Consult the dealer or experienced radio/ TV technician for help.

