

相容性

本產品經MFi認證，適用於iPhone 7/ iPhone 6S/ iPhone 6



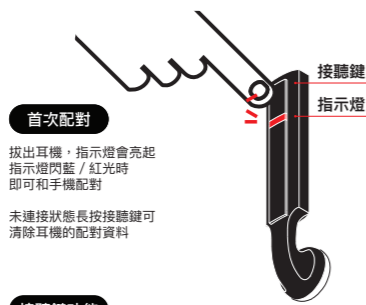
重要安全事項

- 本產品需置於陰涼乾燥處保存，使用環境溫度為-15°C至45°C，建議在0°C至30°C環境下存放。
- 請勿在低於-15°C之環境使用耳機。
- 請勿靠近火源，可能產生產品爆炸之危險。
- 請勿將本產品存放於亦濕水或長期潮濕的環境。
- 請勿拆卸、重組本產品，可能造成損害。
- 充電過程中，產品發熱屬正常現象。
- 請於指定回收中心回收電池。
- 請避免孩童接觸本產品，以避免誤食小型零部件之意外。

本設備符合FCC規則第15部份中的規範。
操作設備符合以下兩個條件：
1.此設備可能不會產生有害的信號干擾。
2.本設備必須接受任何的干擾，包含可能引起不希望操作的干擾。

SN@LINK®

如何使用藍牙耳機？




首次配對
拔出耳機，指示燈會亮起
指示燈閃藍 / 紅光時
即可和手機配對

未連接狀態長按接聽鍵可
清除耳機的配對資料

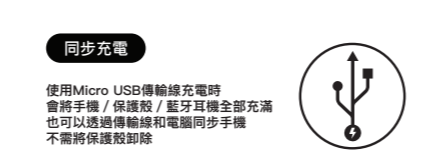
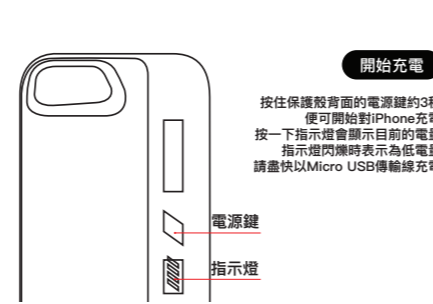
接聽鍵功能

	待機	音樂中	來電	通話中
按一下	播放音樂	暫停音樂	接聽來電	掛斷通話
按2下	語音/Siri	語音/Siri	-	-
長按	-	-	拒接來電	保持通話



SN@LINK®


如何安裝手機 / 充電？



SN@LINK®

BB Case

充電保護殼 · 內建藍牙耳機



快速使用指南

SN@LINK®

Compatibility

MFi certified, compati iPhone 7/ iPhone 6S/ iPhone 6



Important safety instructions

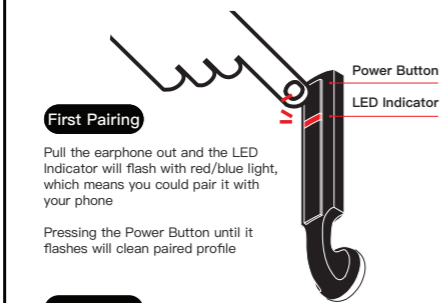
- Keep the case in cool and dry place. Operating temperature is between -15°C and 45°C, and recommended temperatures between 0 and 30°C.
- Do not use retractable earphone when temperatures are below -15°C.
- Do not place product near or directly into fire, as this may cause it to explode.
- Do not splash the product, or store in a wet environment long term.
- Recycle depleted batteries in designated recycling centers.
- Do not disassemble the product as this may cause damage.
- It is normal for the case to warm up during charging.
- Do not give to children as a toy. Some small parts may be swallowed by accident and cause children to choke.

This device complies with part 15 of the FCC Rules.
Operation is subject to the following two conditions:
(1)This device may not cause harmful interference.
(2)This device may cause interference received, including interference that may cause undesired operation.

NOTE 1: Any changes or modifications to this unit not expressly approved by the party responsible for compliance could void the user's authority to operate the equipment.

SN@LINK®

How To Use Earphone?




First Pairing
Pull the earphone out and the LED Indicator will flash with red/blue light, which means you could pair it with your phone

Pressing the Power Button until it flashes will clean paired profile

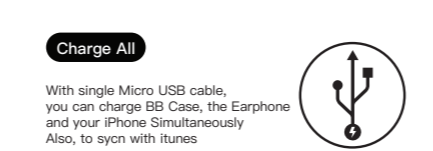
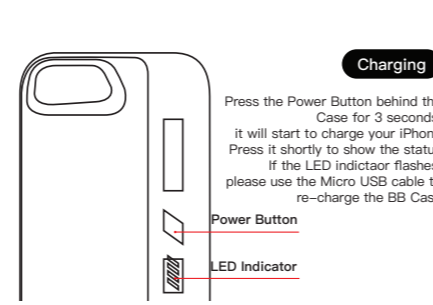
Functions

	Standby	Playing	Call Coming	Talking
1-Click	Play	Pause	Accept	Hang up
2-Click	Call Siri*	Call Siri*	-	-
Long Press	-	-	Reject	Hold



SN@LINK®

How to Install / Charge ?



SN@LINK®

BB Case



Quick-Start Guide

SN@LINK®