

承认书

SPECIFICATION FOR APPROVAL

客户名称 (CUSTOMER NAME): 信泰

客户料号 (CUSTOMER NAME): CR5010608U9

产品名称 (PART NO.) : S2B4BC3F1B04001

送样日期 (SEND DATE.) : _____

新品承认 (Newly Approved) : _____

环保要求:

RoHS: 不要求 符合 ROHS 其他: _____



REACH: 不要求 符合 REACH 其他: _____

卤素限制: 不要求 其他: _____

出厂签章:

RD/研发部	ED/工程部	QA/品质部	SD/销售部	APPROVED/批准

承认签章:

RD/研发部	ED/工程部	QA/品质部	SD/销售部	APPROVED/批准
 				

注: 此承认书一式三份按照左至右顺序签署。

敬请确认此承认书所有项目, 并签名和盖章后回签一份给我司。以作我司产品制作和存档之用·多谢合作。

Scale :	Unit: mm	Tolerances (Unless otherwise specified) X : ± 1 X.X : ± 0.1 X.XX : ± 0.01	深圳市福伯特电子有限公司 Shenzhen Fbetter Electronic Co.,Ltd ADD: Introduction Building 6F, Xinan Street 71, Baoan District, Shenzhen, Guangdong, China
Drawn By : Chris	Checked By : Nick		
Designed By : Cary	Approved By : Hank		

Product Description:

(1) Product Categories:

B4: WIFI Antenna

(2) Antenna type:

FPC + Cable

(3) Dimensions:

C3: 32x12*0.23(mm)

(4) Material:

F: FPC 线长 34mm

(5) Working Frequencies:

1B: 2.4G-2.5G

(6) Antenna Series:

01: Serial number

(7) RF Cable Loss / 引出射频线的线损 0.5(dB)

2. Features

*Stable and reliable in performances

*RoHS compliance

*Low cost

3. Applications

*WIFI IEEE802.11

4. Description

* Unictron's FPCB antenna series are specially designed for 2.4G-2.5G band application. Based on Unictron's proprietary designs and processes, this FPCB antenna has excellent stability and sensitivity to consistently provide high signal reception efficiency.

Scale :	Unit: mm	Tolerances (Unless otherwise specified) X : ± 1 X.X : ± 0.1 X.XX : ± 0.01	深圳市福伯特电子有限公司 Shenzhen Fbetter Electronic Co.,Ltd ADD: Introduction Building 6F, Xinan Street 71, Baoan District, Shenzhen, Guangdong, China
Drawn By : Chris	Checked By : Nick		
Designed By :Cary	Approved By :Hank		

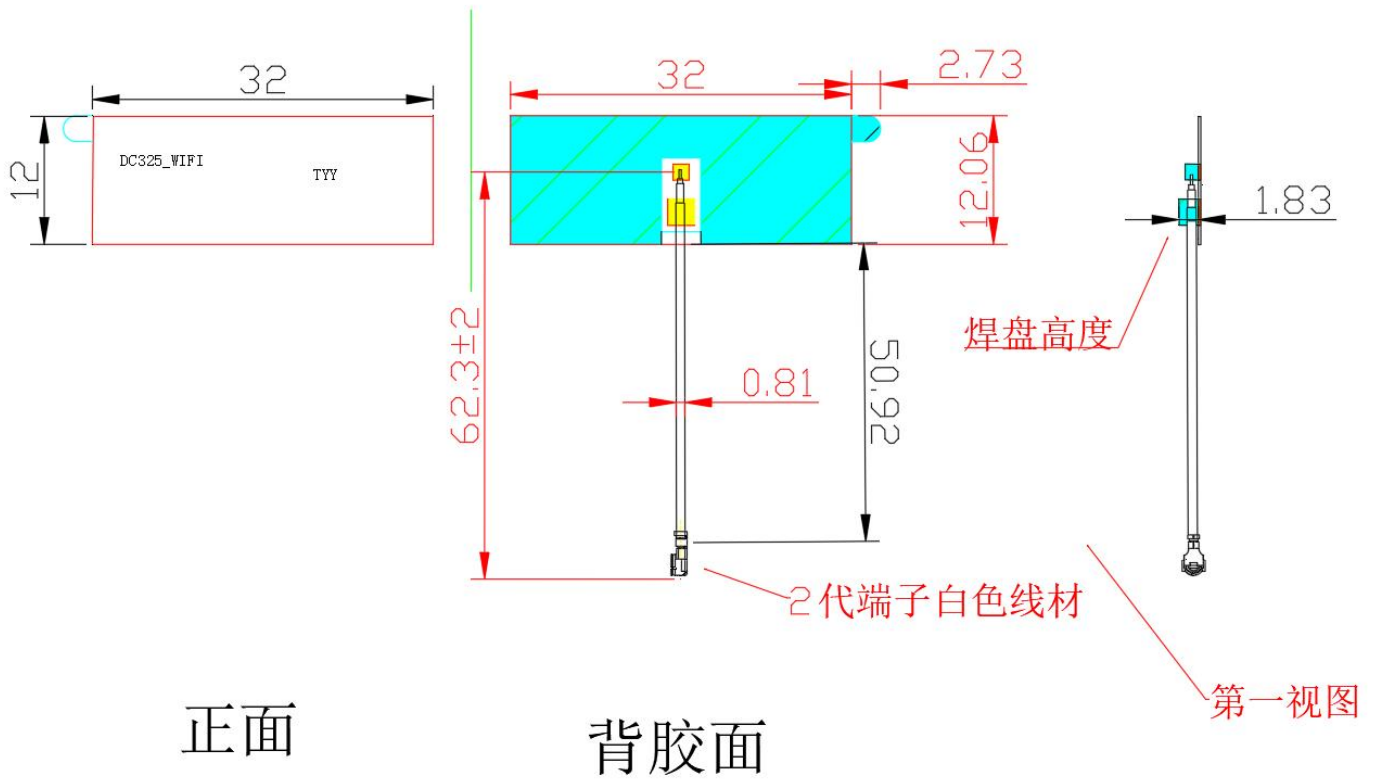
5. Antenna Electrical Specifications :

Characteristics	Specifications			Unit
Outline Dimensions	32x12X0.23(mm)			mm
Frequency	2400~2500			MHz
Impedance	50			Ω
Polarization	Linear Polarization			
Return Loss Table	Return Loss			
Freq.Band	2.4G Hz	2.45G Hz	2.5G Hz	
dB	-16.98	-29.81	-17.34	
VSWR Table	VSWR			
Freq.Band	2.4G Hz	2.45G Hz	2.5G Hz	
	1.32	1.08	1.29	
GAIN Table	Total Gain = Xpol + Ppol			
Freq.Band	2400MHz	2450MHz	2485MHz	2500MHz
Peak Gain(dBi)	-1.53	-0.98	-1.46	

Scale :	Unit: mm	Tolerances (Unless otherwise specified) X : \pm 1 X.X : \pm 0.1 0.1 X.XX : \pm 0.01	深圳市福伯特电子有限公司 Shenzhen Fbetter Electronic Co.,Ltd ADD: Introduction Building 6F, Xinan Street 71, Baoan District,Shenzhen, Guangdong, China
Drawn By : Chris	Checked By : Nick		
Designed By :Cary	Approved By :Hank		

. Dimensions (unit: mm)

天线做双面印油



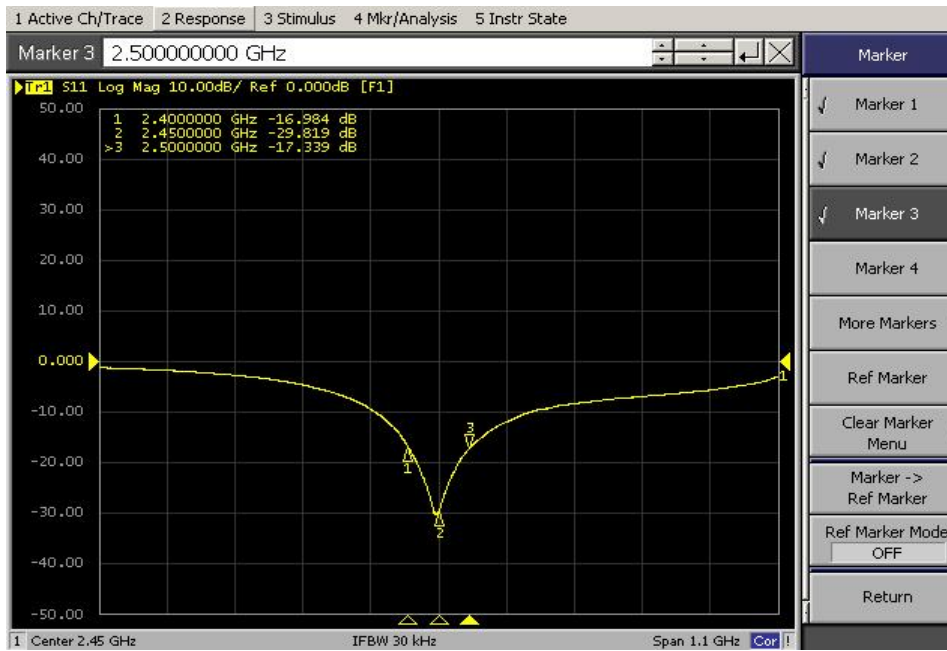
Unit:mm

未标示公差:±0.2

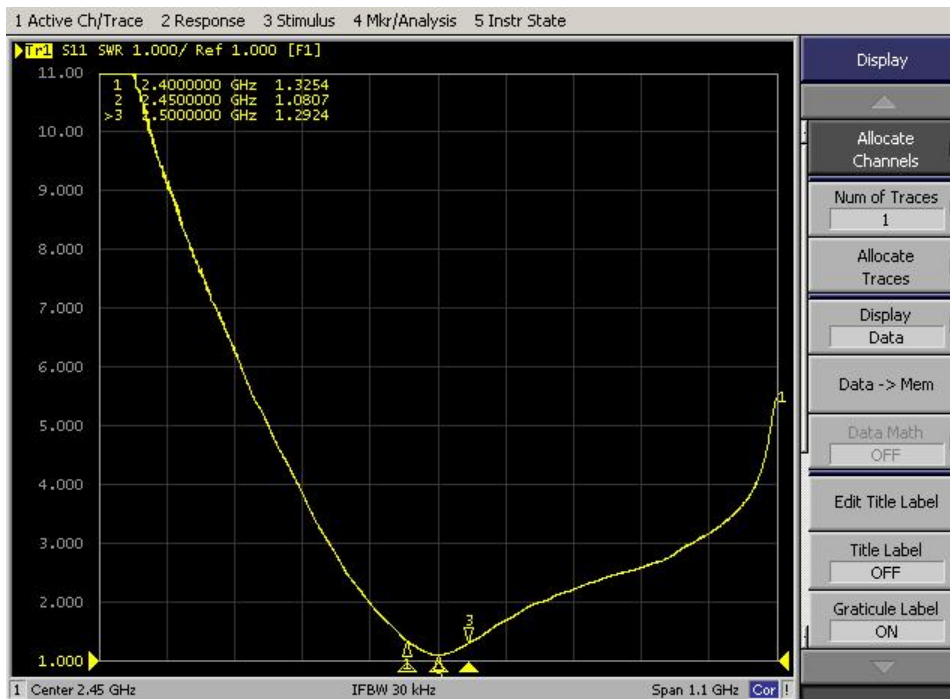
Scale :	Unit: mm	Tolerances (Unless otherwise specified) X : ± 1 X.X : ± 0.1 X.XX : ± 0.01	深圳市福伯特电子有限公司 Shenzhen Fbetter Electronic Co.,Ltd ADD: Introduction Building 6F, Xinan Street 71, Baoan District, Shenzhen, Guangdong, China
Drawn By : Chris	Checked By : Nick		
Designed By :Cary	Approved By :Hank		

7. Measurement Characteristics:

(1) Return Loss

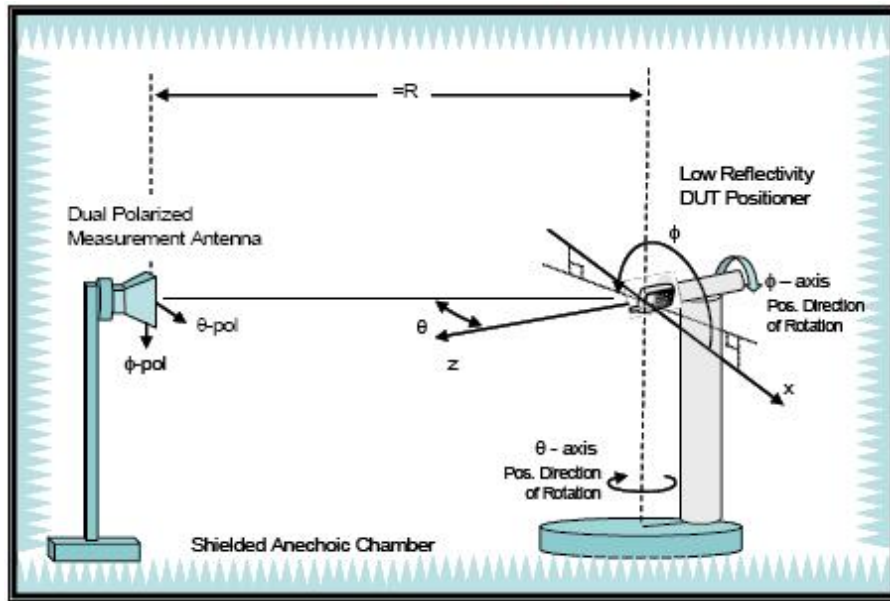


(2) VSWR



Scale :	Unit: mm	Tolerances (Unless otherwise specified) X : ± 1 X.X : ± 0.1 0.1 X.XX : ± 0.01	深圳市福伯特电子有限公司 Shenzhen Fbetter Electronic Co.,Ltd ADD: Introduction Building 6F, Xinan Street 71, Baoan District, Shenzhen, Guangdong, China
Drawn By : Chris	Checked By : Nick		
Designed By : Cary	Approved By : Hank		

8. Three D Radiation Pattern measurement

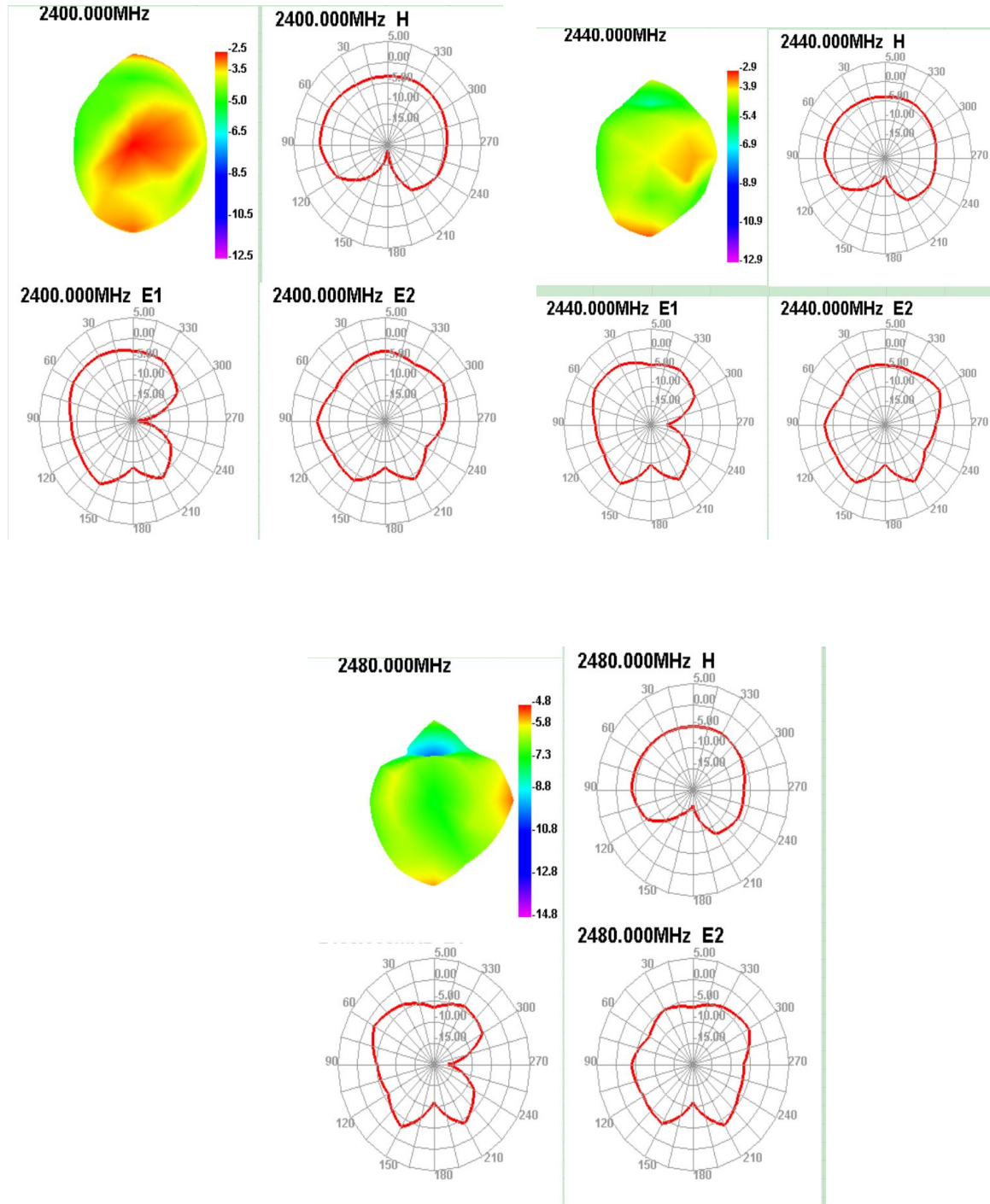


Passive Test For			
Freq	Effi	Effi	Gain
(MHz)	(%)	(dB)	(dBi)
2400	38.56	-4.65	-1.53
2410	38.28	-4.22	-1.65
2420	39.34	-4.13	-1.34
2430	39.36	-3.54	-1.45
2440	40.54	-3.45	-1.62
2450	42.35	-3.77	-0.98
2460	42.23	-3.35	-1.34
2470	39.45	-4.44	-1.24
2480	37.47	-4.76	-1.46

Scale :	Unit: mm	Tolerances (Unless otherwise specified) X : ± 1 X.X : ± 0.1 0.1 X.XX : ± 0.01	深圳市福伯特电子有限公司 Shenzhen Fbetter Electronic Co.,Ltd ADD: Introduction Building 6F, Xinan Street 71, Baoan District, Shenzhen, Guangdong, China
Drawn By : Chris	Checked By : Nick		
Designed By : Cary	Approved By : Hank		

9.Radiation Pattern

9-1.3D Gain Pattern (Radiation Pattern at 2450 MHz)



9-2.2D Gain complete machine (Radiation Pattern at 2450 MHz)

Scale :	Unit: mm	Tolerances (Unless otherwise specified) X : ± 1 X.X : ± 0.1 0.1 X.XX : ± 0.01	深圳市福伯特电子有限公司 Shenzhen Fbetter Electronic Co.,Ltd ADD: Introduction Building 6F, Xinan Street 71, Baoan District,Shenzhen, Guangdong, China
Drawn By : Chris	Checked By : Nick		
Designed By :Cary	Approved By :Hank		

10.Revision Control:

Revision	Date	Content	Remark
A	30.12.2021	New Issued.	N/A

包装图 (填写说明 : 所插入的图片须清晰可见)

1.包装照片 (图片) :

<p>1、单个物料照片或者图片</p> 	
<p>3、外包装的照片或者图片</p>  <p>图中 d=15mm</p>	

Scale :	Unit: mm	Tolerances (Unless otherwise specified) X : ± 1 X.X : ± 0.1 X.XX : ± 0.01	深圳市福伯特电子有限公司 Shenzhen Fbetter Electronic Co.,Ltd ADD: Introduction Building 6F, Xinan Street 71, Baoan District, Shenzhen, Guangdong, China
Drawn By : Chris	Checked By : Nick		
Designed By :Cary	Approved By :Hank		