

Zonar V4 Internal Photos

This document is provided to show internal photos of the V4 Telematics Device in accordance with FCC requirements per 2.1033(b)(7).




Figure 1 V4 Component/Bottom Side



Figure 2 V4 Antenna/Top Side



Figure 3 V4 GSM Radio Sub-Circuit




Figure 4 V4 WiFi radio Sub-Circuit (bottom side)




Figure 5 V4 BlueTooth radio Sub-Circuit (bottom side)