

Bittium

Connectivity to be trusted.

Type Label and Type Label Location

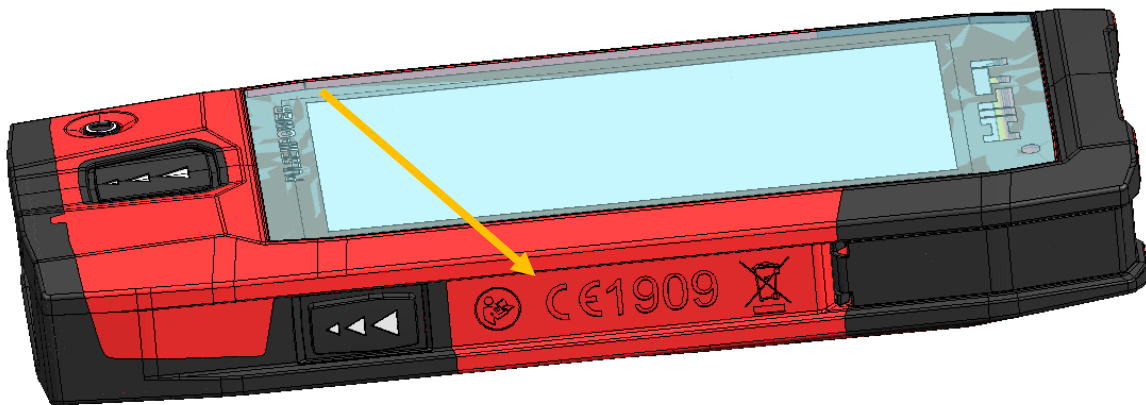
Hilti PD-CS

Table of Contents:

1	CE markings	3
2	FCC markings	4
3	ISED (IC) markings.....	5

1 CE markings

CE marking is located at the left hand side of the device. CE markings are molded in the plastic housing of the device.



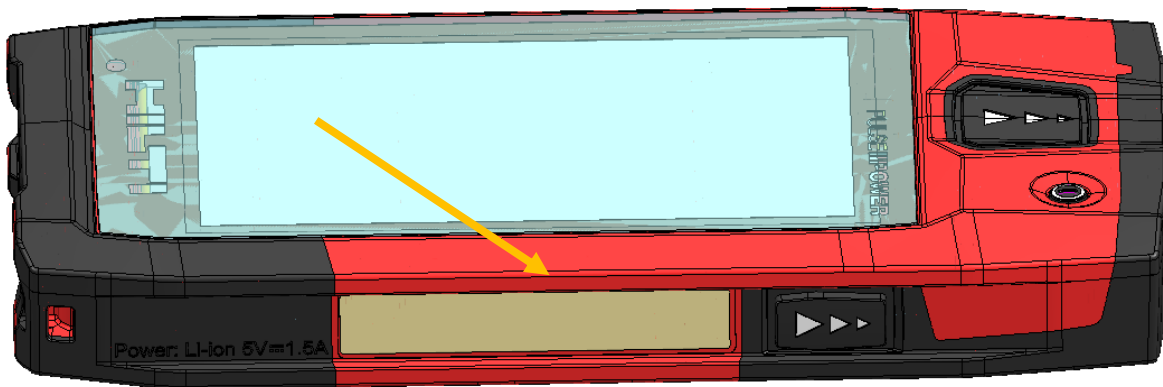
Picture 1. PD-CS CE marking location



Picture 2. PD-CS CE marking artwork

2 FCC markings

FCC marking is located at the right side of the device. FCC markings are printed on a sticker.



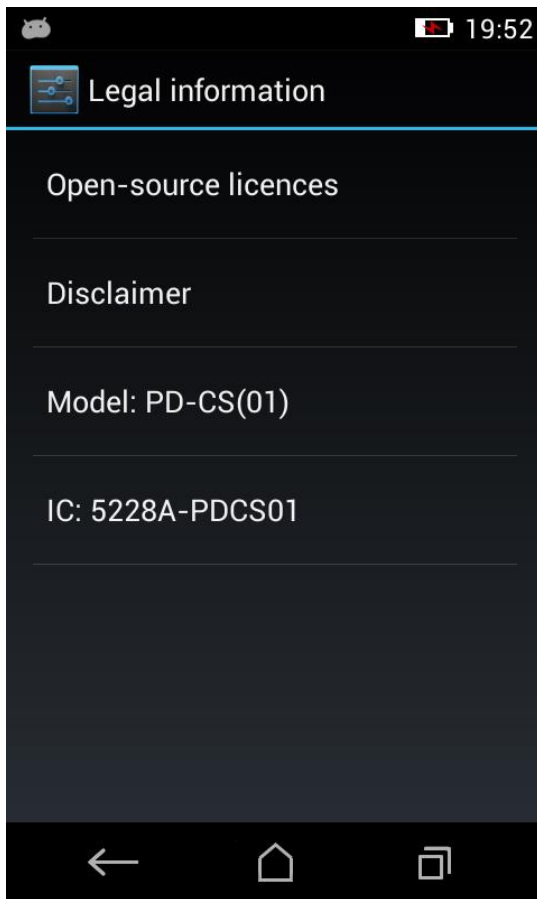
Picture 3. PD-CS FCC marking location



Picture 4. PD-CS FCC marking artwork

3 ISED (IC) markings

ISED (IC) marking is in the SW and can be found from path Settings/About device/Legal information.



Picture 5. PD-CS ISED(IC) electronic label artwork