

## Appendix F – Photographs

### DUT Front/Back faces view:



### DUT for conducted measurements Front/Back faces view:





### AC/DC adapter:




**Test set views:**


**Front face position 5 mm:**




**Back face position 5 mm:**



**Left edge position 5 mm:**



### Top edge position 5 mm:



### General test setup:

