



LanReady Technologies Inc.

3F., No.166, Sinhu 2nd Rd., Neihu District, Taipei City 114, Taiwan
Tel: 886-2-2796-8188 Fax: 886-2-2796-8158 <http://www.lanready.com>

Network on Demand Network on Demand Network on Demand Network on Demand Network on Demand

Model No.: IN2410P

2.4GHz 10 dBi Patch Directional Antenna

IN2410P is a directional high gain antenna. It feature Selectivity and Directivity. For Wireless dense environment , the noise and interference overload the WLAN system, nobody can expect satisfactory wireless performance. The most effective solution is to specify the radio service spece, then focus the radio signal within the spece, and keep off the noise and inteference .

Features

- High gain : 10 dBi
- High performance
- Low backward radiation
- Low profile
- Smart, Slim and elegant style
- 270° Tilt-and-swivel design for best reception
- Versatle Mounting Design
- Light-weight

Electrical Specifications

Antenna Type	2.4GHz 10dBi Indoor Patch Antenna
Frequency Range	2.4 ~ 2.5GHz
Network Specification	IEEE 802.11b , IEEE 802.11g , IEEE802.11n Network
Gain	10dBi
V.S.W.R	< 2
Beam Width-H Plane	110° (Vertical
Beam Width-E Plane	60° (Horizontal
Polarization	Vertical (Linear)
Input Impedance	50 Ohms
Connector	Reverse SMA Male Plug
Cable	RG178, Length: 100 CM
Mounting	270° Degree Adjustable Stand, Wall Mount or Table Mount
Operation Temperature	-20°C - + 70°C
Storage Temperature	-30°C - +85°C
Humidity	95% maximum (non-condensing)

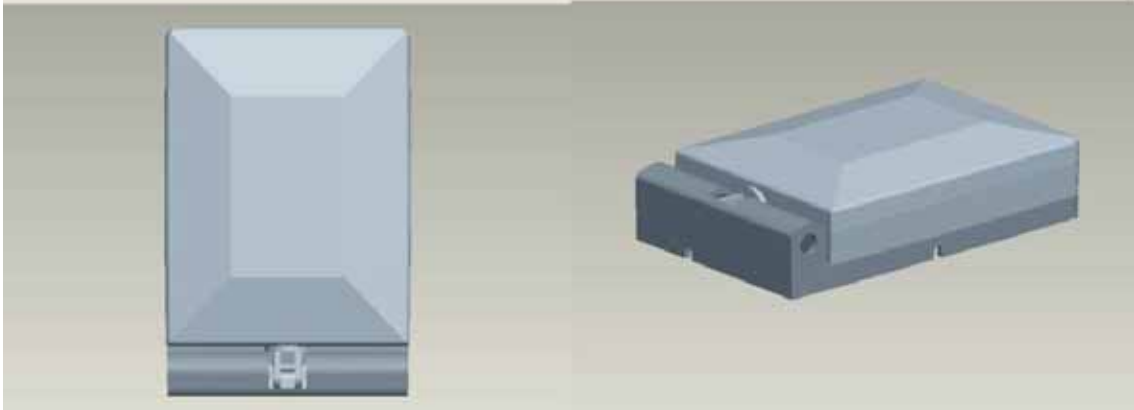
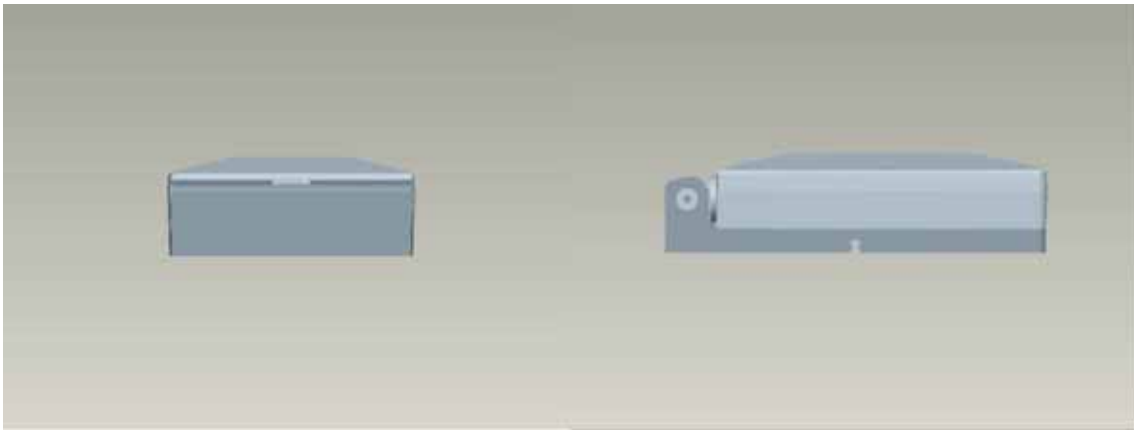


Package Content

Hi-Gain Wireless Directional Antenna with Cable and Reverse SMA Connector	1 set
Wall Mounting Screw & Wire Organizing Bracket	1 set
Quick Installation Guide	1 pcs

System Requirements

One Wireless Device with an external Antenna connector

Connector Type : Reverse SMA Male Plug



Antenna Pattern Test Report

A、 Antenna with 100cm RG-178 Cable

(a) Antenna H-Plane to receiver antenna H-Plane



CCS WUGU Antenna Pattern

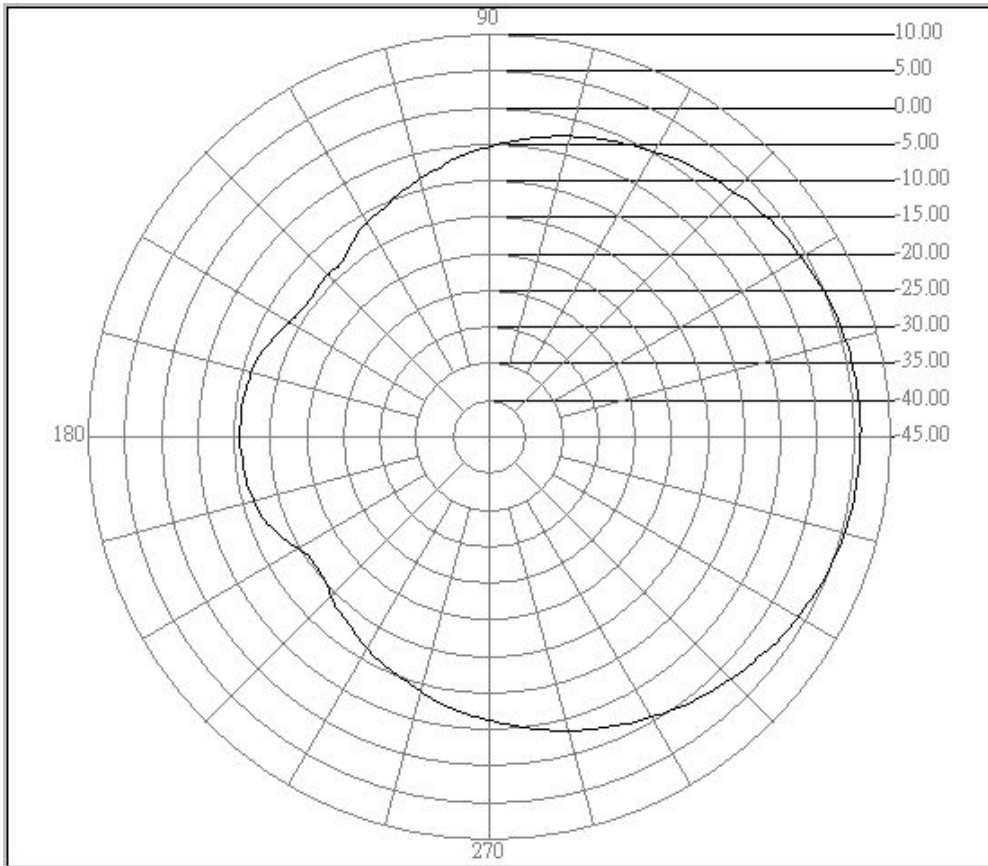
Job No.:5-19-P1-2400-OPEN

Date:2005/5/19

Time:AM 11:38

Temp.()/Hum.(%):25 /60%

Tested by: ERIC



Center freq.(MHz): 2400

Polarization : H Plane

Max gain(dBi):5.95

Min gain(dBi):-15.42

Avg gain(dBi):0.01

IN2410P with 100cm RG-178 Cable



CCS WUGU Antenna Pattern

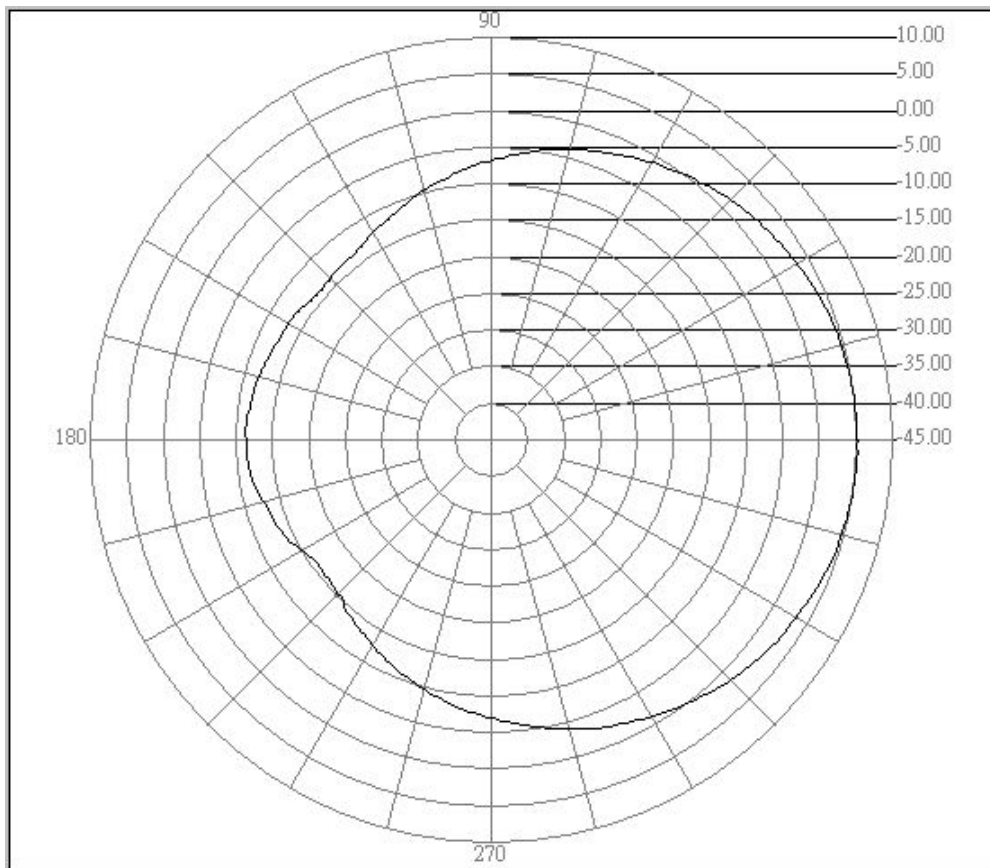
Job No.:5-19-P1-2450-OPEN

Date:2005/5/19

Time:AM 11:36

Temp.()/Hum.(%):25 /60%

Tested by: ERIC



Center freq.(MHz): 2450

Polarization : H Plane

Max gain(dBi):5.24

Min gain(dBi):-15.79

Avg gain(dBi):-0.79

IN2410P with 100cm RG-178 Cable



CCS WUGU Antenna Pattern

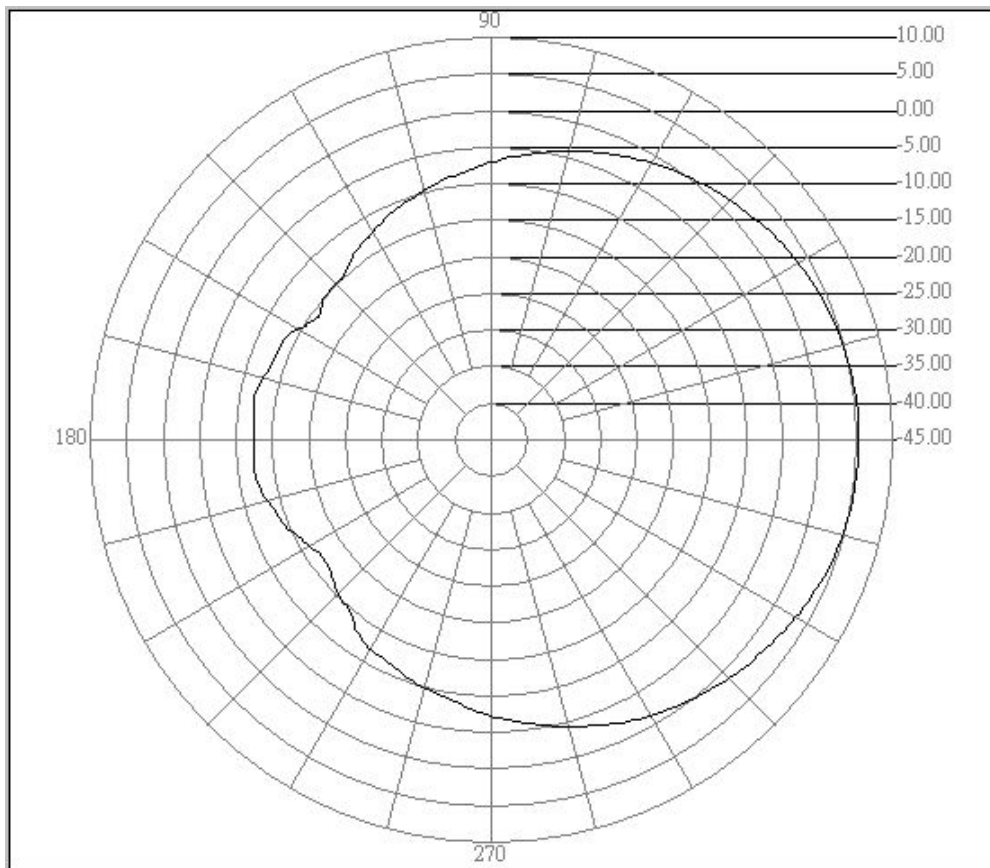
Job No.:5-19-P1-2500-OPEN

Date:2005/5/19

Time: AM 11:40

Temp.()/Hum.(%):25 /60%

Tested by: ERIC



Center freq.(MHz): 2500

Polarization : H Plane

Max gain(dBi):5.42

Min gain(dBi):-16.91

Avg gain(dBi):-0.77

IN2410P with 100cm RG-178 Cable

(b) Antenna E-Plane to receiver antenna E-Plane



CCS WUGU Antenna Pattern

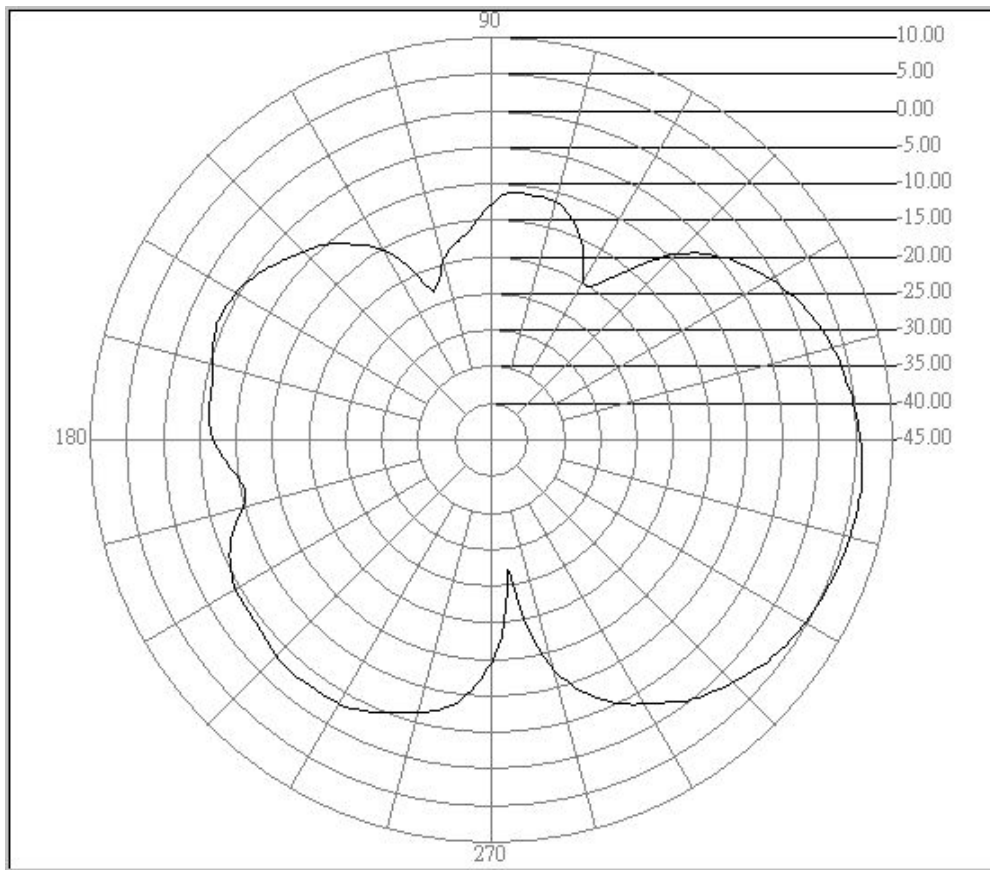
Job No.:5-19-A-2400-E1

Date:2005/5/19

Time:PM 02:30

Temp.()/Hum.(%):25 /60%

Tested by: ERIC



Center freq.(MHz): 2400

Polarization : E Plane

Max gain(dBi):6.17

Min gain(dBi):-27.10

Avg gain(dBi):-1.05

IN2410P with 100cm RG-178 Cable



CCS WUGU Antenna Pattern

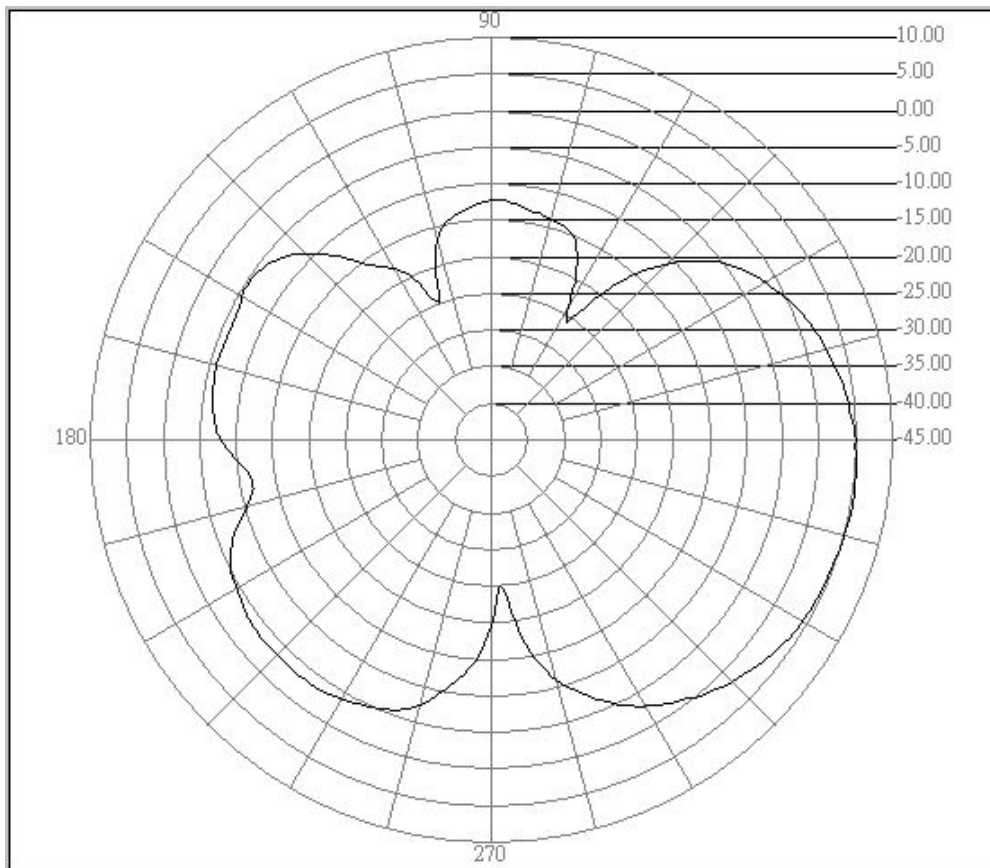
Job No.:5-19-A-2450-E1

Date:2005/5/19

Time: PM 02:28

Temp.()/Hum.(%):25 /60%

Tested by: ERIC



Center freq.(MHz): 2450

Polarization : E Plane

Max gain(dBi):5.35

Min gain(dBi):-25.89

Avg gain(dBi):-1.68

IN2410P with 100cm RG-178 Cable



CCS WUGU Antenna Pattern

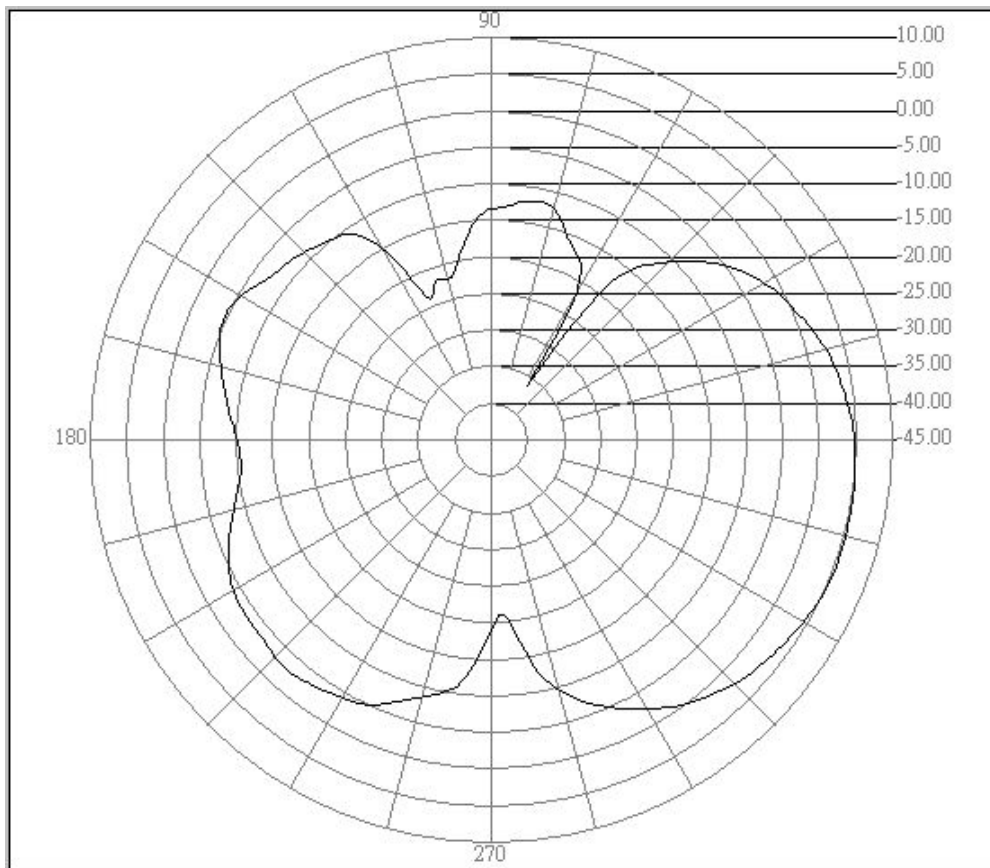
Job No.:5-19-A-2500-E1

Date:2005/5/19

Time: PM 02:32

Temp.()/Hum.(%):25 /60%

Tested by: ERIC



Center freq.(MHz): 2500

Polarization : E Plane

Max gain(dBi):5.40

Min gain(dBi):-36.01

Avg gain(dBi):-1.59

IN2410P with 100cm RG-178 Cable

B、 Antenna with 15cm RG-178 Cable

(a) Antenna H-Plane to receiver antenna H-Plane



CCS WUGU Antenna Pattern

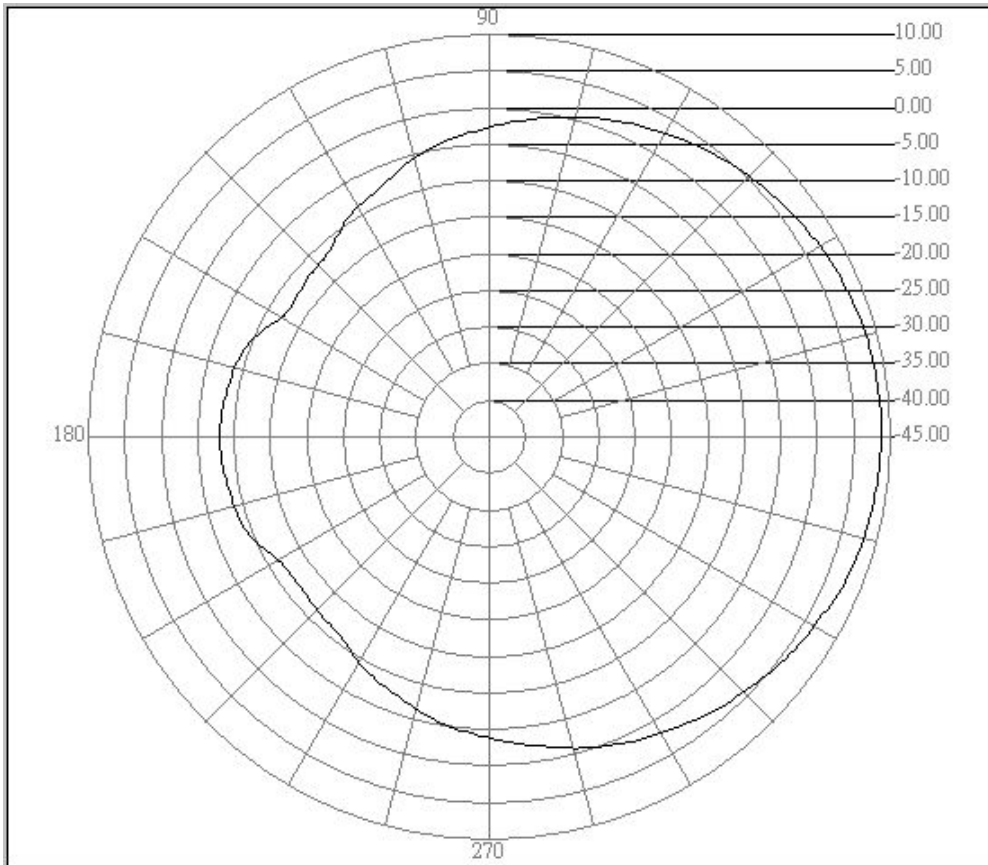
Job No.:5-19-A-2400

Date:2005/5/19

Time: PM 02:14

Temp.()/Hum.(%):25 /60%

Tested by: ERIC



Center freq.(MHz): 2400

Polarization : H Plane

Max gain(dBi):8.80

Min gain(dBi):-12.48

Avg gain(dBi):2.78

IN2410P with 15cm RG-178 Cable



CCS WUGU Antenna Pattern

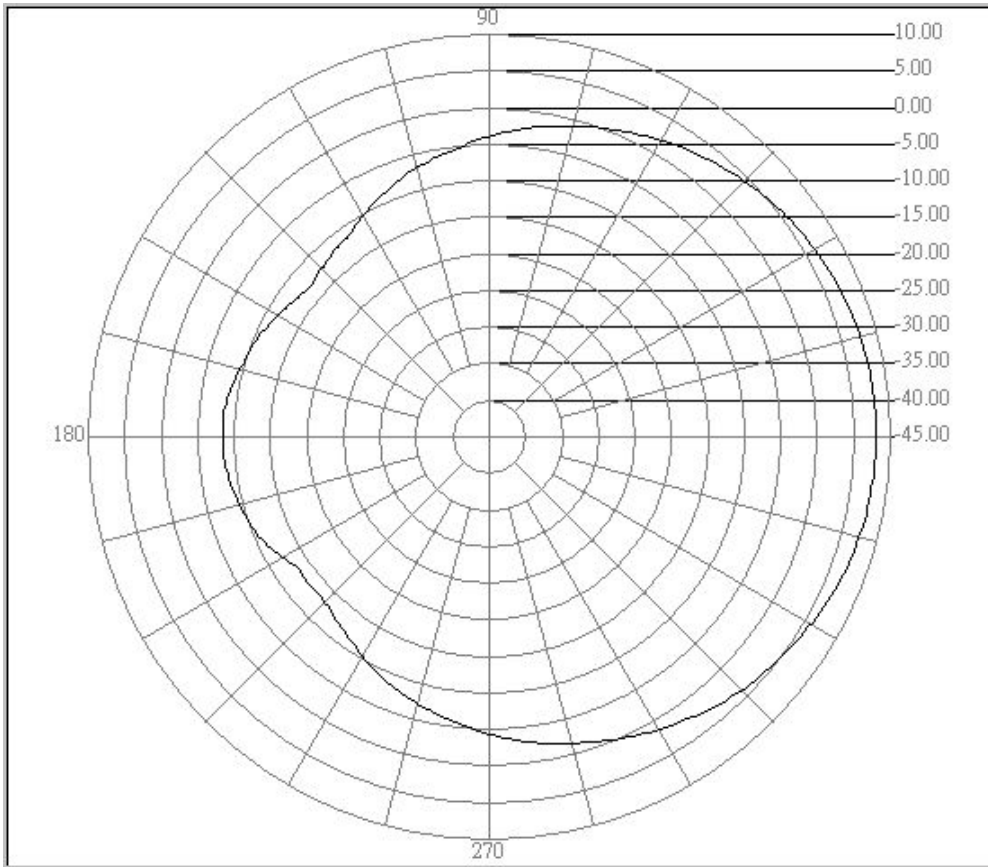
Job No.:5-19-A-2450

Date:2005/5/19

Time: PM 02:12

Temp.()/Hum.(%):25 /60%

Tested by: ERIC



Center freq.(MHz): 2450

Polarization : H Plane

Max gain(dBi):9.10

Min gain(dBi):-13.23

Avg gain(dBi):2.02

IN2410P with 15cm RG-178 Cable



CCS WUGU Antenna Pattern

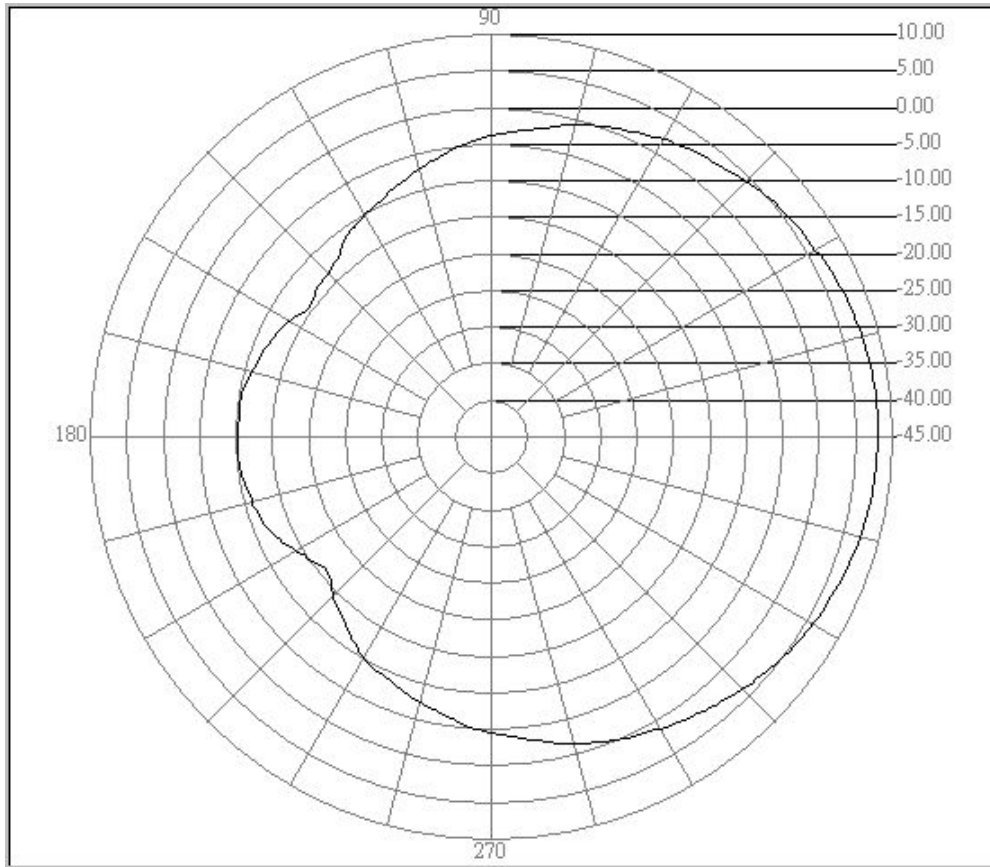
Job No.:5-19-A-2500

Date:2005/5/19

Time: PM 02:16

Temp.()/Hum.(%):25 /60%

Tested by: ERIC



Center freq.(MHz): 2500

Polarization : H Plane

Max gain(dBi):8.06

Min gain(dBi):-15.94

Avg gain(dBi):1.95

IN2410P with 15cm RG-178 Cable

(b) Antenna E-Plane to receiver antenna E-Plane



CCS WUGU Antenna Pattern

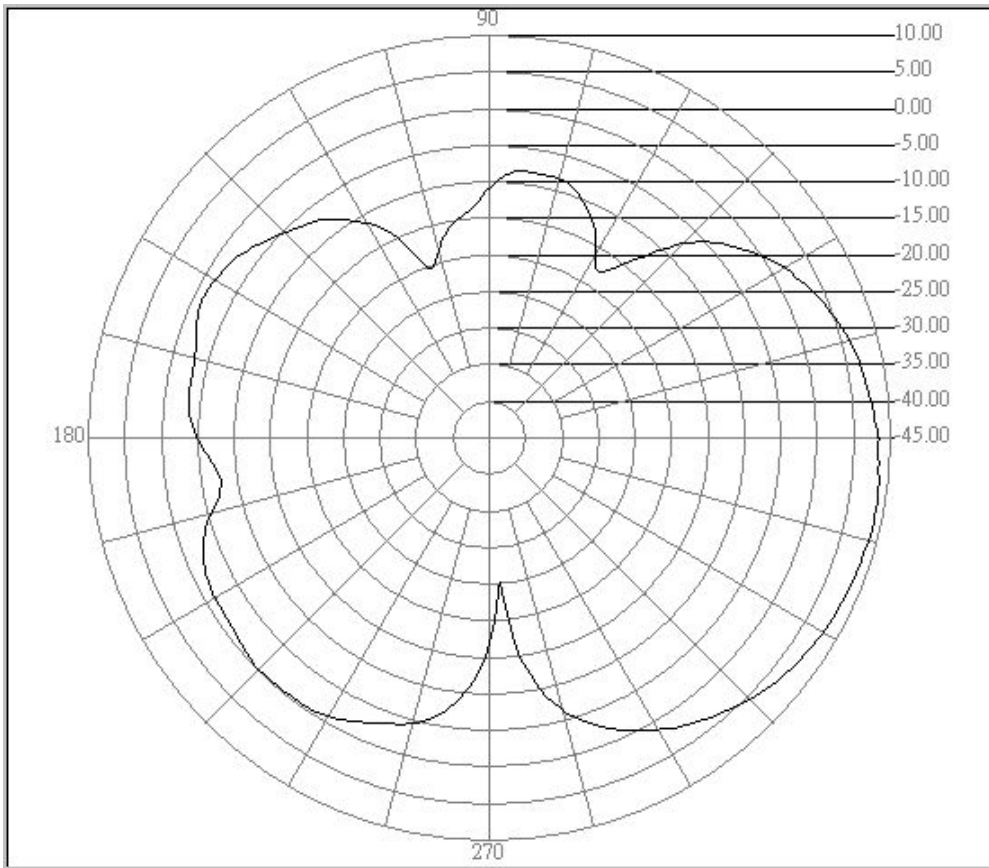
Job No.:5-19-A-2400-E

Date:2005/5/19

Time: PM 02:24

Temp.()/Hum.(%):25 /60%

Tested by: ERIC



Center freq.(MHz): 2400

Polarization : E Plane

Max gain(dBi):8.94

Min gain(dBi):-25.16

Avg gain(dBi):1.86

IN2410P with 15cm RG-178 Cable



CCS WUGU Antenna Pattern

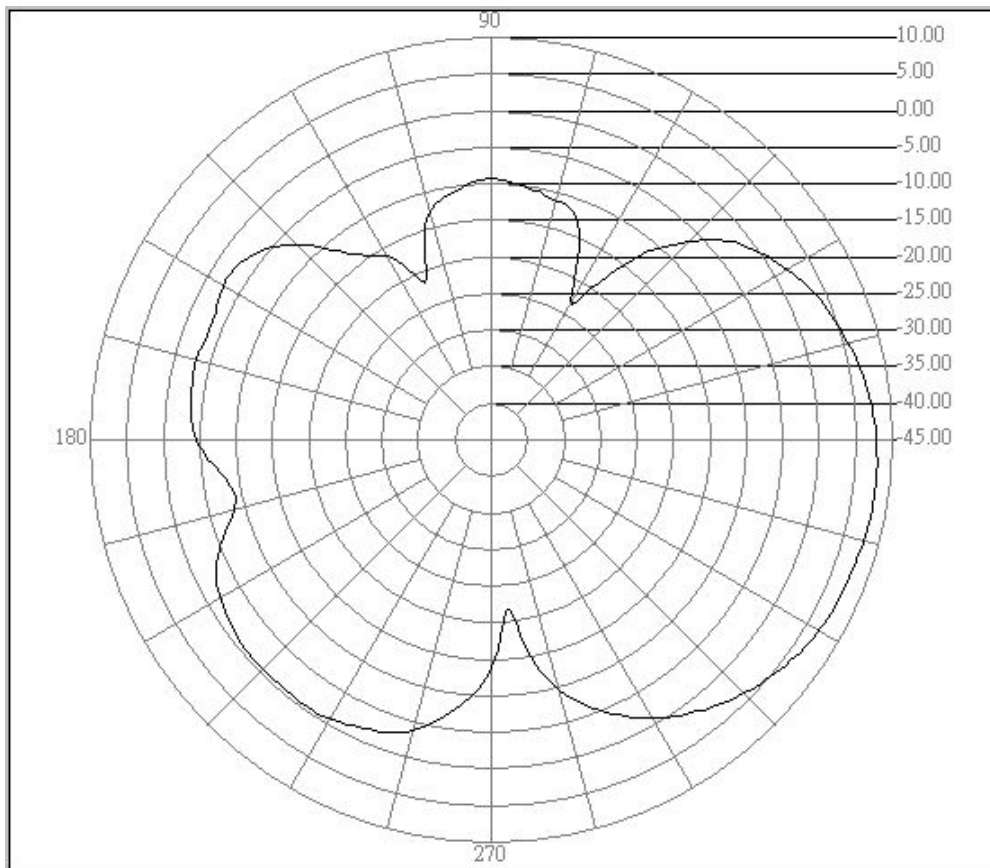
Job No.:5-19-A-2450-E

Date:2005/5/19

Time: PM 02:22

Temp.()/Hum.(%):25 /60%

Tested by: ERIC



Center freq.(MHz): 2450

Polarization : E Plane

Max gain(dBi):9.12

Min gain(dBi):-23.40

Avg gain(dBi):1.12

IN2410P with 15cm RG-178 Cable



CCS WUGU Antenna Pattern

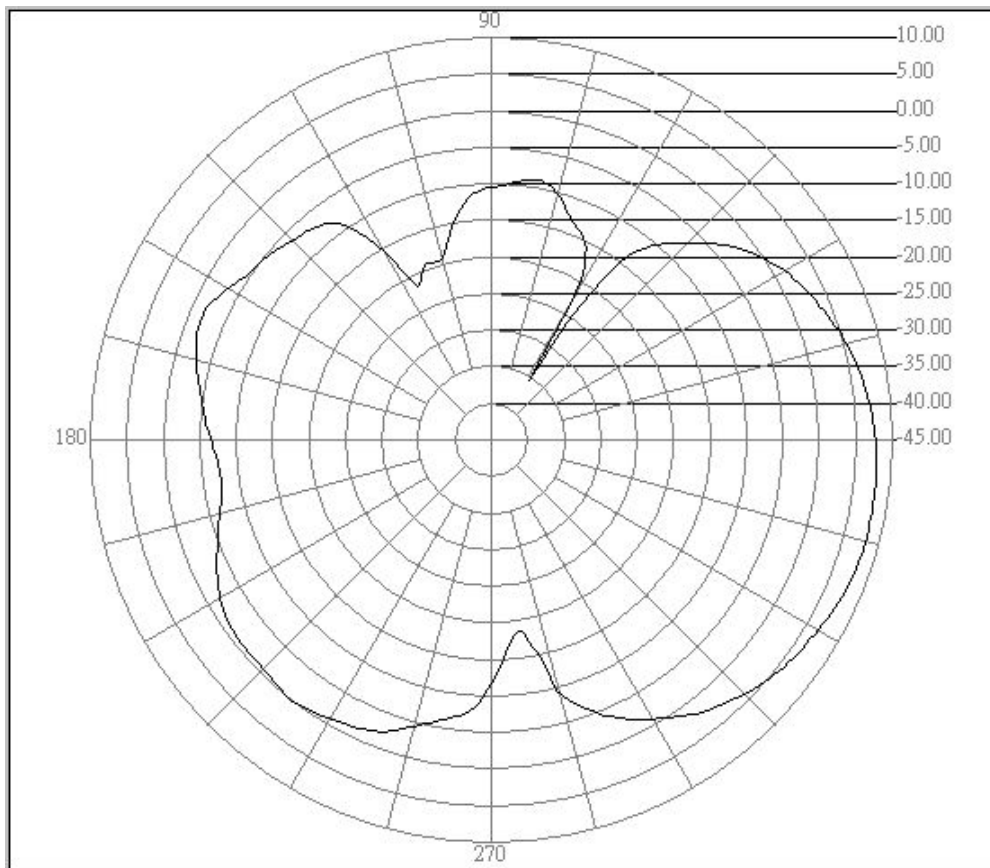
Job No.:5-19-A-2500-E

Date:2005/5/19

Time: PM 02:26

Temp.()/Hum.(%):25 /60%

Tested by: ERIC



Center freq.(MHz): 2500

Polarization : E Plane

Max gain(dBi):8.20

Min gain(dBi):-35.29

Avg gain(dBi):1.10

IN2410P with 15cm RG-178 Cable