



## APPENDIX II PHOTOGRAPHS OF TEST SETUP

### Conducted Emissions Setup Photos





## Radiated Emissions Setup Photos


PCB Antenna / Gain: 1 dBi



**Patch Antenna / Gain: 9.12 dBi**



**Dipole Antenna / Gain: 9.09 dBi**



## Powerline Conducted Emissions Setup Photos

