

Test Set up




Fig 1a Test setup 30MHz -300MHz Rad Emissions




Fig 1b Test setup 30MHz -300MHz Rad Emissions



Fig 2 Test setup 300MHz -1GHz Rad Emissions




Fig 3 Test setup 1GHz -10GHz Rad Emissions




Fig 4 EUT close up




Fig 5 Test setup Conducted Emissions



Fig 6a Test setup Conducted Emissions on the mains




Fig 6b Test setup Conducted Emissions on the mains

End of Report