

Appendix D: Test Setup




Fig D1: Radiated Emissions Below 1GHz



Fig D2: Radiated Emissions Below 1GHz



Fig D3: Radiated Emissions Below 1GHz




Fig D4: Radiated Emissions Below 1GHz




Fig D5: Radiated Emissions Above 1GHz




Fig D6: Close up (Orientation O1)




Fig D7: Conducted Emissions