

Test Configurations:

Antenna port Terminated




Fig A1 Radiated Emissions



Fig A2 Radiated Emissions




Fig A3 Radiated Emissions



Fig A4 Radiated Emissions




Fig A5 Radiated Emissions




Fig A6 Radiated Emissions

Antenna #1 SampoS2




Fig B1 Radiated Emissions




Fig B2 Radiated Emissions




Fig B3 Radiated Emissions




Fig B4 Radiated Emissions



Fig B5 Radiated Emissions




Fig B6 Radiated Emissions

Antenna #2 HH8X




Fig C1 Radiated Emissions




Fig C2 Radiated Emissions



Fig C3 Radiated Emissions



Fig C4 Radiated Emissions




Fig C5 Radiated Emissions



Fig C6 Radiated Emissions

Conducted Measurements




Fig D1 Conducted Emissions antenna port




Fig D2 EUT close up




Fig D3 Conducted Emissions mains