



## Test Configurations:


### Radiated Emissions




**Fig A1 Spurious Emissions 9KHz -30MHz 3 metres**



**Fig A2 Spurious Emissions 9KHz -30MHz 3 metres**




**Fig A3 Spurious Emissions 30MHz-300MHz 3 metres**



**Fig A4 Spurious Emissions 30MHz-300MHz 3 metres**



**Fig A5 Radiated Emissions 300MHz-1GHz 3metres**



**Fig A6 Radiated Emissions 300MHz-1GHz 3metres**



**Fig A7 Frequency Stability**

## Conducted Measurements



**Fig B1 Conducted Emissions on the mains**



**Fig B23 Conducted Emissions on the mains**

End of report